

Arm® Architecture Reference Manual

Supplement

Armv8, for R-profile AArch64 architecture

arm

Arm Architecture Reference Manual Supplement

Arm^{v8}, for R-profile AArch64 architecture

Copyright © 2019-2022 Arm Limited or its affiliates. All rights reserved.

Release Information

The following changes have been made to this document.

Release history			
Date	Issue	Confidentiality	Change
14 January 2020	A.a	Confidential	Beta release
19 June 2020	A.b	Confidential	Second beta release
7 September 2020	A.c	Non-Confidential	Initial EAC release of the PMSA architecture, first Beta release of the VMSA architecture
8 December 2021	A.d	Non-Confidential	Second EAC release of the PMSA architecture, second Beta release of the VMSA architecture
30 June 2022	B.a	Non-Confidential	EAC release

Proprietary Notice

This document is protected by copyright and other related rights and the practice or implementation of the information contained in this document may be protected by one or more patents or pending patent applications. No part of this document may be reproduced in any form by any means without the express prior written permission of Arm. **No license, express or implied, by estoppel or otherwise to any intellectual property rights is granted by this document unless specifically stated.**

Your access to the information in this document is conditional upon your acceptance that you will not use or permit others to use the information for the purposes of determining whether implementations infringe any third party patents.

THIS DOCUMENT IS PROVIDED “AS IS”. ARM PROVIDES NO REPRESENTATIONS AND NO WARRANTIES, EXPRESS, IMPLIED OR STATUTORY, INCLUDING, WITHOUT LIMITATION, THE IMPLIED WARRANTIES OF MERCHANTABILITY, SATISFACTORY QUALITY, NON-INFRINGEMENT OR FITNESS FOR A PARTICULAR PURPOSE WITH RESPECT TO THE DOCUMENT. For the avoidance of doubt, Arm makes no representation with respect to, and has undertaken no analysis to identify or understand the scope and content of, patents, copyrights, trade secrets, or other rights.

This document may include technical inaccuracies or typographical errors.

TO THE EXTENT NOT PROHIBITED BY LAW, IN NO EVENT WILL ARM BE LIABLE FOR ANY DAMAGES, INCLUDING WITHOUT LIMITATION ANY DIRECT, INDIRECT, SPECIAL, INCIDENTAL, PUNITIVE, OR CONSEQUENTIAL DAMAGES, HOWEVER CAUSED AND REGARDLESS OF THE THEORY OF LIABILITY, ARISING OUT OF ANY USE OF THIS DOCUMENT, EVEN IF ARM HAS BEEN ADVISED OF THE POSSIBILITY OF SUCH DAMAGES.

This document consists solely of commercial items. You shall be responsible for ensuring that any use, duplication or disclosure of this document complies fully with any relevant export laws and regulations to assure that this document or any portion thereof is not exported, directly or indirectly, in violation of such export laws. Use of the word “partner” in reference to Arm’s customers is not intended to create or refer to any partnership relationship with any other company. Arm may make changes to this document at any time and without notice.

This document may be translated into other languages for convenience, and you agree that if there is any conflict between the English version of this document and any translation, the terms of the English version of the Agreement shall prevail.

The Arm corporate logo and words marked with * or [™] are registered trademarks or trademarks of Arm Limited (or its affiliates) in the US and/or elsewhere. All rights reserved. Other brands and names mentioned in this document may be the trademarks of their respective owners. You must follow the Arm’s trademark usage guidelines <http://www.arm.com/company/policies/trademarks>.

Copyright © 2019-2022 Arm Limited (or its affiliates). All rights reserved.

Arm Limited. Company 02557590 registered in England.
110 Fulbourn Road, Cambridge, England CB1 9NJ.

(LES-PRE-20349 version 21.0)

In this document, where the term Arm is used to refer to the company it means “Arm or any of its affiliates as appropriate”.

Note

- The term Arm can refer to versions of the Arm architecture, for example Armv8 refers to version 8 of the Arm architecture. The context makes it clear when the term is used in this way.
 - This document describes only the Armv8-R AArch64 architecture profile. For the behaviors required by the Armv8-A architecture, see the *Arm® Architecture Reference Manual Armv8, for Armv8-A architecture profile*.
-

Confidentiality Status

This document is Non-Confidential. The right to use, copy and disclose this document may be subject to license restrictions in accordance with the terms of the agreement entered into by Arm and the party that Arm delivered this document to.

Product Status

The information in this document is final, that is for a developed product.

The information in this manual is at EAC quality, which means that all features of the specification are described in the manual.

Web Address

<http://www.arm.com>

Limitations of this issue

This issue of the *Arm® Architecture Reference Manual Supplement Armv8, for Armv8-R AArch64 architecture profile* contains many improvements and corrections. Validation of this document has identified the following issues that Arm will address in future issues:

- The references to LDLAR, LDLARH, and SMC instructions are present in register descriptions.
- In *Part I Architectural Pseudocode*:
 - The functions that address both AArch32 and AArch64 functionality might contain cases, comments, or references that apply to only AArch32 state, EL3 Exception level, Monitor mode, Non-secure state, or other features that are not supported in Armv8-R AArch64, and are therefore not applicable to the Armv8-R AArch64 architecture.
 - Some functions and comments might contain information that is related to the short-descriptor format that is not applicable to the Armv8-R AArch64 architecture.
- Assertions that are not applicable to Armv8-R AArch64 might be present.
- Enumerations might contain values that are not applicable to Armv8-R AArch64.
- Tests might contain clauses that always return TRUE or FALSE in AArch64 state and there could be potentially redundant tests in the Armv8-R AArch64 architecture. For example, in Armv8-R AArch64:
 - `UsingAArch32()` always returns FALSE.
 - `IsSecure` always returns TRUE.

Contents

Arm Architecture Reference Manual Supplement Armv8, for R-profile AArch64 architecture

Preface

About this supplement	xii
Using this book	xiii
Conventions	xv
Additional reading	xvi
Feedback	xvii

Part A

Introduction and Architecture Overview

Chapter A1

Architecture Overview

A1.1	About the Armv8 architecture	A1-20
A1.2	Architecture profiles	A1-21
A1.3	The Armv8-R AArch64 architecture profile	A1-22
A1.4	Architecture extensions	A1-23
A1.5	Supported extensions in Armv8-R AArch64	A1-26

Part B

Differences between the Armv8-A AArch64 and the Armv8-R AArch64 Profiles

Chapter B1

Differences between the Armv8-A AArch64 and the Armv8-R AArch64 Profiles

B1.1	Differences from the Armv8-A AArch64 application level architecture	B1-30
B1.2	Differences from the Armv8-A AArch64 system level architecture	B1-31

Part C **Armv8-R AArch64 Protected Memory System Architecture**

Chapter C1 **Protected Memory System Architecture**

C1.1	About the Protected Memory System Architecture	C1-36
C1.2	Memory Protection Unit	C1-37
C1.3	Address translation regimes	C1-38
C1.4	Default memory map	C1-39
C1.5	Armv8-A memory view	C1-40
C1.6	MPU memory translations and faults	C1-41
C1.7	Protection region attributes and access permissions	C1-49
C1.8	MPU fault encodings	C1-53
C1.9	PMSAv8-64 implications for caches	C1-54
C1.10	Address tagging and pointer authentication support	C1-55
C1.11	Security model	C1-56
C1.12	Virtualization	C1-59

Part D **Armv8-R AArch64 Virtual Memory System Architecture**

Chapter D1 **Virtual Memory System Architecture**

D1.1	About the Virtual Memory System Architecture	D1-64
D1.2	Architecture extensions in VMSAv8-64	D1-65
D1.3	Support for VMSAv8-64 in Armv8-R AArch64	D1-66
D1.4	System registers access control	D1-67
D1.5	Virtualization	D1-68
D1.6	System operations	D1-69

Part E **A64 Instruction Set for Armv8-R AArch64**

Chapter E1 **A64 Instruction Set for Armv8-R AArch64**

E1.1	Instruction encodings	E1-74
E1.2	A64 instructions in Armv8-R AArch64	E1-75

Part F **The A64 System Instructions**

Chapter F1 **The A64 System Instructions**

F1.1	System instructions	F1-84
------	---------------------------	-------

Part G **Armv8-R AArch64 System Registers**

Chapter G1 **System Registers in a PMSA Implementation**

G1.1	System register groups	G1-88
G1.2	Accessing MPU memory region registers	G1-91
G1.3	General system control registers	G1-92
G1.4	Debug registers	G1-232
G1.5	Performance Monitors registers	G1-249

Chapter G2 **System Registers in a VMSA Implementation**

G2.1	General system control registers	G2-262
------	--	--------

Part H Armv8-R AArch64 External Debug Registers

Chapter H1 External Debug Registers Descriptions

H1.1	About the external debug registers	H1-270
H1.2	External debug registers	H1-271

Part I Architectural Pseudocode

Chapter I1 Armv8-R AArch64 Pseudocode

I1.1	Pseudocode for AArch64 operations	I1-296
I1.2	Shared pseudocode	I1-426

Glossary

Preface

This preface introduces the *Arm® Architecture Reference Manual Supplement Armv8, for Armv8-R AArch64 architecture profile*. It contains the following sections:

- *About this supplement* on page xii.
- *Using this book* on page xiii.
- *Conventions* on page xv.
- *Additional reading* on page xvi.
- *Feedback* on page xvii.

About this supplement

This supplement describes the changes that are introduced by the Armv8-R AArch64 architecture. For a summary of these changes, see [The Armv8-R AArch64 architecture profile on page A1-22](#).

The supplement must be read with the most recent issue of the *Arm® Architecture Reference Manual Armv8, for Armv8-A architecture profile*. Together, that manual and this supplement provide a full description of the Armv8-R AArch64 architecture.

This manual is organized into parts as described in [Using this book on page xiii](#).

Using this book

The purpose of this book is to describe the changes that are introduced by the Armv8-R AArch64 architecture. It describes the Armv8-R AArch64 profile in terms of how it differs from the Armv8-A AArch64 profile.

This book is a supplement to the *Arm® Architecture Reference Manual Armv8, for Armv8-A architecture profile*, (ARM DDI 0487), and is intended to be used with it. There might be inconsistencies between this supplement and the Armv8-A Architecture Reference Manual due to some late-breaking changes. Therefore, the Armv8-A Architecture Reference Manual is the definitive source of information about Armv8-A.

It is assumed that the reader is familiar with the Armv8-A and Armv8-R architectures.

The information in this book is organized into parts, as described in this section:

Part A, Introduction and Architecture Overview

Chapter A1 *Architecture Overview*

Provides an introduction to the Armv8 architecture, the Armv8-R AArch64 architecture profile, and the architecture extensions supported in Armv8-R AArch64.

Part B, Differences between the Armv8-A AArch64 and the Armv8-R AArch64 Profiles

Chapter B1 *Differences between the Armv8-A AArch64 and the Armv8-R AArch64 Profiles*

Describes the system level and application level architectural differences between the Armv8-A AArch64 and the Armv8-R AArch64 profiles.

Part C, Protected Memory System Architecture

Chapter C1 *Protected Memory System Architecture*

Read this for a system level view of the Armv8-R AArch64 Protected Memory System Architecture.

Part D, Virtual Memory System Architecture

Chapter D1 *Virtual Memory System Architecture*

Read this for a system level view of the Armv8-R AArch64 Virtual Memory System Architecture.

Part E, A64 Instruction Set for Armv8-R AArch64

Chapter E1 *A64 Instruction Set for Armv8-R AArch64*

Read this for descriptions of the A64 instructions that are added or affected by the Armv8-R AArch64 architecture profile.

Part F, The A64 System Instructions

Chapter F1 *The A64 System Instructions*

Read this for the descriptions of A64 System instructions.

Part G, Armv8-R AArch64 System Registers

Part G describes the System registers for Armv8-R AArch64. It contains the following chapters:

Chapter G1 *System Registers in a PMSA Implementation*

Read this for descriptions of Armv8-R AArch64 System registers in a Protected Memory System Architecture (PMSAv8-64) implementation.

Chapter G2 *System Registers in a VMSA Implementation*

Read this for descriptions of Armv8-R AArch64 System registers in a Virtual Memory System Architecture (VMSAv8-64) implementation.

Part H, Armv8-R AArch64 External Debug Registers

Chapter H1 *External Debug Registers Descriptions*

Read this for descriptions of the External debug registers that are added or affected by the Armv8-R AArch64 architecture profile.

Part I, Architectural Pseudocode

Chapter I1 *Armv8-R AArch64 Pseudocode*

Contains pseudocode that describes various features of the Armv8-R AArch64 architecture profile.

Glossary

Defines terms used in this document that have a specialized meaning.

———— **Note** —————

Terms that are generally well understood in the microelectronics industry are not included in the Glossary.

Conventions

The following sections describe conventions that this book can use:

- *Typographic conventions*.
- *Signals*.
- *Numbers*.
- *Pseudocode descriptions*.

Typographic conventions

The following table describes the typographic conventions:

Typographic conventions	
Style	Purpose
<i>italic</i>	Introduces special terminology, and denotes citations.
bold	Denotes signal names, and is used for terms in descriptive lists, where appropriate.
monospace	Used for assembler syntax descriptions, pseudocode, and source code examples. Also used in the main text for instruction mnemonics and for references to other items appearing in assembler syntax descriptions, pseudocode, and source code examples.
SMALL CAPITALS	Used in body text for a few terms that have specific technical meanings, and are included in the <i>Glossary</i> in the <i>Arm® Architecture Reference Manual Armv8, for Armv8-A architecture profile</i> .
Colored text	Indicates a link. This can be: <ul style="list-style-type: none"> • A URL, for example https://developer.arm.com. • A cross-reference, that includes the page number of the referenced information if it is not on the current page, for example, <i>Pseudocode descriptions</i>. • A link, to a chapter or appendix, or to a glossary entry, or to the section of the document that defines the colored term, for example Chapter A1.

Signals

In general this specification does not define processor signals, but it does include some signal examples and recommendations.

The signal conventions are:

Signal level	The level of an asserted signal depends on whether the signal is active-HIGH or active-LOW. Asserted means: <ul style="list-style-type: none"> • HIGH for active-HIGH signals. • LOW for active-LOW signals.
Lowercase n	At the start or end of a signal name denotes an active-LOW signal.

Numbers

Numbers are normally written in decimal. Binary numbers are preceded by 0b, and hexadecimal numbers by 0x. In both cases, the prefix and the associated value are written in a monospace font, for example 0xFFFF0000.

Pseudocode descriptions

This book uses a form of pseudocode to provide precise descriptions of the specified functionality.

Additional reading

This section lists relevant publications from Arm and third parties.

See Developer, <https://developer.arm.com>, for access to Arm documentation.

Arm publications

- *Arm® Architecture Reference Manual, Armv7-A and Armv7-R edition* (ARM DDI 0406).
- *Arm® Architecture Reference Manual Armv8, for Armv8-A architecture profile* (ARM DDI 0487).
- *Arm® CoreSight™ Architecture Specification v3.0* (ARM IHI 0029).
- *Arm® Embedded Trace Macrocell Architecture Specification, ETMv4.0 to ETMv4.5* (ARM IHI 0064).
- *Arm® Generic Interrupt Controller Architecture Specification, GIC architecture version 3 and version 4* (ARM IHI 0069).

Other publications

- JEDEC Solid State Technology Association, *Standard Manufacturer's Identification Code*, JEP106.

Feedback

Arm welcomes feedback on its documentation.

Feedback on this book

If you have comments on the content of this book, send an e-mail to errata@arm.com. Give:

- The title, *Arm® Architecture Reference Manual Supplement Armv8, for Armv8-R AArch64 architecture profile*.
- The number, ARM DDI 0600B.a.
- The page numbers to which your comments apply.
- A concise explanation of your comments.

Arm also welcomes general suggestions for additions and improvements.

———— **Note** —————

Arm tests PDFs only in Adobe Acrobat and Acrobat Reader, and cannot guarantee the appearance or behavior of any document when viewed with any other PDF reader.

Part A

Introduction and Architecture Overview

Chapter A1

Architecture Overview

This chapter introduces the Armv8 architecture, the architecture profiles it defines, and the Armv8-R AArch64 profile that this manual defines. It contains the following sections:

- [About the Armv8 architecture on page A1-20.](#)
- [Architecture profiles on page A1-21.](#)
- [The Armv8-R AArch64 architecture profile on page A1-22.](#)
- [Architecture extensions on page A1-23.](#)
- [Supported extensions in Armv8-R AArch64 on page A1-26.](#)

A1.1 About the Armv8 architecture

The Arm architecture that this Architecture Reference Manual describes, defines the behavior of an abstract machine, referred to as a *processing element* (PE). The implementations that are compliant with the Arm architecture must conform to the described behavior of the PE. This manual does not describe how to build an implementation of the PE, nor does it limit the scope of such implementations beyond the defined behaviors.

Except where the architecture specifies differently, the programmer-visible behavior of an implementation that is compliant with the Arm architecture must be the same as a simple sequential execution of the program on the PE. This programmer-visible behavior does not include the execution time of the program.

The Arm Architecture Reference Manual also describes rules for software to use the PE.

The Arm architecture includes definitions of:

- An associated debug architecture.
- Associated trace architectures, which define trace macrocells that implementers can implement with the associated processor hardware.

The Arm architecture is a *Reduced Instruction Set Computer* (RISC) architecture with the following RISC architecture features:

- A large uniform register file.
- A *load/store* architecture, where data-processing operations only operate on register contents, not directly on memory contents.
- Simple addressing modes, with all *load/store* addresses determined from register contents and instruction fields only.

The architecture defines the interaction of the PE with memory, including caches, and includes a memory translation system. It also describes how multiple PEs interact with each other and with other observers in a system. This document defines the Armv8-R AArch64 architecture profile. See [The Armv8-R AArch64 architecture profile on page A1-22](#) for more information.

The Arm architecture supports implementations across a wide range of performance points. Implementation size, performance, and low power consumption are key attributes of the Arm architecture.

See [Conventions on page xv](#) for information about conventions used in this manual, including the use of SMALL CAPS for particular terms that have Arm-specific meanings that are defined in the [Glossary](#).

A1.1.1 See also

In the Arm Architecture Reference Manual

- Introduction to the Armv8 Architecture.
- Armv8 architectural concepts.

A1.2 Architecture profiles

The Arm architecture has evolved significantly since its introduction, and Arm continues to develop it. Eight major versions of the architecture have been defined to date, denoted by the version numbers 1 to 8. Of these, the first three versions are now obsolete.

Armv8 defines three architecture profiles:

- A** Application profile:
- Supports a *Virtual Memory System Architecture* (VMSA) based on a *Memory Management Unit* (MMU).
 - Supports the A32, T32, and A64 instruction sets.
- R** Real-time profile:
- Supports the AArch64 or AArch32 Execution states.
 - Supports A64, or A32 and T32 instruction sets.
 - Supports a *Protected Memory System Architecture* (PMSA) based on a *Memory Protection Unit* (MPU).
 - Supports an optional VMSA based on an MMU.
- M** Microcontroller profile:
- Implements a programmers' model that is designed for low-latency interrupt processing, with hardware stacking of registers and support for writing interrupt handlers in high-level languages.
 - Supports a PMSA based on an MPU.
 - Supports a variant of the T32 instruction set.

For more information, see *Introduction to the Armv8 Architecture* chapter of the *Arm® Architecture Reference Manual Armv8*, for *Armv8-A architecture profile*.

A1.3 The Armv8-R AArch64 architecture profile

The Armv8-R AArch64 architecture profile is described in terms of Armv8-A Exception levels. Armv8-R AArch64 implementations support EL0, EL1, and EL2 Exception levels.

The main features of the Armv8-R AArch64 profile are:

- Support for one Execution state, AArch64.
- No EL3 Exception level. Secure monitor is not supported in the Armv8-R AArch64 profile.
- A PMSA that defines memory ordering and memory management in 64-bit address space and provides:
 - A model for defining protection regions at EL1 and EL2 using two 64-bit registers to specify a base address and a limit address.
 - A minimum protection region size of 64 bytes.
 - No support for overlapping protection regions.
- The PE is always in Secure state.
- A programmers' model and its interfaces to AArch64 registers with EL1 and EL2 PMSA registers that control most PE and memory system features, and provide status information.
- Support for Advanced SIMD and floating-point instructions.
- The Armv8-R AArch64 virtualization model, which provides:
 - Support for the EL2 Exception level.
 - A second MPU that provides stage 1 memory protection for memory accesses from EL2 and provides stage 2 memory protection for accesses from EL1 and EL0. These protection stages act as address translation regimes in the Armv8-R AArch64 profile.
- ETMv4.5 with Armv8-R AArch64 extension.

The Arm architecture includes definitions of associated trace architectures, which define trace macrocells that implementers can implement with the associated processor hardware. For more information, see *Arm® Embedded Trace Macrocell Architecture Specification, ETMv4.0 to ETMv4.5* (ARM IHI 0064).
- Support for GICv3 or GICv4. For more information, see *Arm® Generic Interrupt Controller Architecture Specification, GIC architecture version 3 and version 4* (ARM IHI 0069).
- The Armv8 AArch64 Debug architecture that provides software access to debug features.
- Optional support for Virtual Memory System Architecture (VMSAv8-64) extension. VMSAv8-64 provides virtual memory addressing support.

A1.3.1 See also

In the Arm Architecture Reference Manual

- The AArch64 Application Level Programmers' Model.
- The AArch64 Application Level Memory Model.
- The AArch64 System Level Programmers' Model.
- AArch64 Self-hosted Debug.
- AArch64 Self-hosted Trace.
- The AArch64 System Level Memory Model.
- The AArch64 Virtual Memory System Architecture.

A1.4 Architecture extensions

An implementation of the Armv8-R AArch64 architecture is based on the Armv8.4-A architecture. [Table A1-1](#) lists the features supported by the Armv8-R AArch64 architecture.

Table A1-1 Armv8-A features supported in Armv8-R AArch64

Feature	Description
FEAT_SSBS	Speculative Store Bypass Safe
FEAT_CSV2 and FEAT_CSV2_2	Cache Speculation Variant 2
FEAT_CSV2_1p1 and FEAT_CSV2_1p2	Cache Speculation Variant 2
FEAT_CSV3	Cache Speculation Variant 3
FEAT_SB	Speculation Barrier
FEAT_SPECRES	Speculation restriction instructions
FEAT_SHA1	Advanced SIMD SHA1 instructions
FEAT_SHA256	Advanced SIMD SHA256 instructions
FEAT_AES	Advanced SIMD AES instructions
FEAT_PMULL	Advanced SIMD PMULL instructions
FEAT_PCSRv8	PC Sample-based Profiling Extension
FEAT_DGH	Data Gathering Hint
FEAT_LSE	Large System Extensions
FEAT_RDM	Advanced SIMD rounding double multiply accumulate instructions
FEAT_PAN	Privileged access never
FEAT_VMID16	16-bit VMID
FEAT_PMUv3p1	PMU Extensions v3.1
FEAT_CRC32	Changes to CRC32 instructions
FEAT_XNX	Translation table stage 2 Unprivileged Execute-never
FEAT_UAO	Unprivileged Access Override control
FEAT_PAN2	AT S1E1R and AT S1E1W instruction variants affected by PSTATE.PAN
FEAT_DPB	DC CVAP instruction
FEAT_Debugv8p2	Debug v8.2
FEAT_ASMv8p2	Armv8.2 changes to the A64 ISA
FEAT_IESB	Implicit Error Synchronization event
FEAT_DPB2	DC CVADP instruction
FEAT_FP16	Half-precision floating-point data processing
FEAT_LVA	Large VA support
FEAT_LPA	Large PA and IPA support

Table A1-1 Armv8-A features supported in Armv8-R AArch64 (continued)

Feature	Description
FEAT_VPIPT	VMID-aware PIPT instruction cache
FEAT_PCSRv8p2	PC Sample-based profiling
FEAT_DotProd	Advanced SIMD dot product instructions
FEAT_SHA3	Advanced SIMD SHA3 instructions
FEAT_SHA512	Advanced SIMD SHA512 instructions
FEAT_SM3	Advanced SIMD SM3 instructions
FEAT_SM4	Advanced SIMD SM4 instructions
FEAT_FHM	Floating-point half-precision multiplication instructions
FEAT_PAuth and FEAT_EPAC	Pointer authentication and Enhanced PAC
FEAT_JSCVT	JavaScript conversion instructions
FEAT_LRCPC	Load-acquire RCpc instructions
FEAT_FCMA	Floating-point complex number instructions
FEAT_DoPD	Debug over Powerdown
FEAT_CCIDX	Extended cache index
FEAT_PAuth2	Enhancements to pointer authentication
FEAT_FPAC and FEAT_FPACCOMBINE	Faulting on AUT* instructions and combined pointer authentication instructions
FEAT_PACQARMA3	QARMA3 PAC cryptographic algorithm
FEAT_PACQARMA5	QARMA5 PAC cryptographic algorithm
FEAT_CONSTPACFIELD	PAC algorithm enhancement
FEAT_PACIMP	IMPLEMENTATION DEFINED PAC cryptographic algorithm
FEAT_SEL2	Secure EL2
FEAT_S2FWB	Stage 2 forced Write-Back
FEAT_DIT	Data Independent Timing instructions
FEAT_IDST	ID space trap handling
FEAT_FlagM	Flag Manipulation instructions v2
FEAT_LSE2	Large System Extensions v2
FEAT_LRCPC2	Load-acquire RCpc instructions v2
FEAT_TLBIOS	TLB invalidate instructions in Outer Shareable domain
FEAT_TLBIRANGE	TLB invalidate range instructions
FEAT_CNTSC	Generic Counter Scaling
FEAT_RASv1p1	RAS Extension v1.1

Table A1-1 Armv8-A features supported in Armv8-R AArch64 (continued)

Feature	Description
FEAT_Debugv8p4	Debug v8.4
FEAT_PMUv3p4	PMU Extensions v3.4
FEAT_TRF	Self-hosted Trace Extensions

The Armv8-R AArch64 architecture supports concurrent modification and execution of instructions as defined by the Armv8-A architecture. FEAT_IDST feature is extended to include [MPUIR_EL1](#) register.

For the architectural features supported by Armv8-R AArch64, whether a feature is mandatory or optional depends on whether the feature is mandatory or optional in the Armv8.4-A architecture.

In a PMSAv8-64 only implementation, the FEAT_TLBIOS and FEAT_TLBIRANGE features are optional.

A1.4.1 See also

In the Arm Architecture Reference Manual

- Armv8-A Architecture Extensions.
- The Armv8.1 architecture extension.
- The Armv8.2 architecture extension.
- The Armv8.3 architecture extension.
- The Armv8.4 architecture extension.

A1.5 Supported extensions in Armv8-R AArch64

A1.5.1 Advanced SIMD and Floating-point extensions

The support for Advanced SIMD and floating-point instructions must conform to the Armv8-A AArch64 specifications.

A1.5.2 See also

In the Arm Architecture Reference Manual

- Advanced SIMD and floating-point support.
- A64 Advanced SIMD and Floating-point Instruction Descriptions.

Part B

Differences between the Armv8-A AArch64 and the Armv8-R AArch64 Profiles

Chapter B1

Differences between the Armv8-A AArch64 and the Armv8-R AArch64 Profiles

This chapter describes the system level and application level architectural differences between Armv8-R AArch64 and Armv8-A AArch64. It contains the following sections:

- [Differences from the Armv8-A AArch64 application level architecture on page B1-30.](#)
- [Differences from the Armv8-A AArch64 system level architecture on page B1-31.](#)

B1.1 Differences from the Armv8-A AArch64 application level architecture

B1.1.1 Differences from the Armv8-A AArch64 application level programmers' model

The Armv8-R AArch64 application level programmers' model differs from the Armv8-A AArch64 profile in the following ways:

- Armv8-R AArch64 supports only a single Security state, Secure.
- EL2 is mandatory.
- EL3 is not supported.
- Armv8-R AArch64 supports the A64 ISA instruction set with some modifications.

See *The AArch64 Application Level Programmers' Model* chapter of the *Arm® Architecture Reference Manual Armv8*, for Armv8-A architecture profile.

B1.1.2 Differences from the Armv8-A AArch64 application level memory model

Armv8-R AArch64 redefines [DMB](#) and [DSB](#), and adds an instruction, [DFB](#).

B1.1.3 See also

In the Arm Architecture Reference Manual

- Memory barriers.
- Data Memory Barrier (DMB).
- Data Synchronization Barrier (DSB).
- Use of ASIDs and VMIDs to reduce TLB maintenance requirements.

B1.2 Differences from the Armv8-A AArch64 system level architecture

B1.2.1 Protected Memory System Architecture, PMSAv8-64

Armv8-R AArch64 supports the Protected Memory System Architecture (PMSAv8-64) at EL1 and EL2. See [Chapter C1 Protected Memory System Architecture](#).

B1.2.2 Virtual Memory System Architecture, VMSAv8-64

Armv8-R AArch64 supports the Virtual Memory System Architecture (VMSAv8-64) as an optional memory system architecture at EL1. See [Chapter D1 Virtual Memory System Architecture](#).

B1.2.3 Differences from the Armv8-A AArch64 system level programmers' model

Virtualization

Armv8-R AArch64 provides a PMSA-based virtualization model.

Generic Interrupt Controller

Armv8-R AArch64 supports GICv3 or GICv4. The GIC architecture is defined by the *Arm[®] Generic Interrupt Controller Architecture Specification, GIC architecture version 3 and version 4* (ARM IHI 0069).

B1.2.4 Differences from the Armv8-A AArch64 system level memory model

Address space

Armv8-R AArch64 can support address bits up to 52 if FEAT_LPA is enabled, otherwise 48 bits.

Address translation

In PMSAv8-64, address translation flat-maps the *virtual address* (VA), used by the PE, to the *physical address* (PA), and determines the access permissions and memory attributes of the target PA.

System register support for IMPLEMENTATION DEFINED memory features

The type, presence, and accessibility of *Tightly Coupled Memory* to EL1 and EL0, or to EL2, is IMPLEMENTATION DEFINED.

Optional VMSAv8-64

Armv8-R AArch64 supports VMSAv8-64 as an optional memory system architecture at stage 1 of the Secure EL1&0 translation regime.

B1.2.5 See also

In the Arm Architecture Reference Manual

- The Arm Generic Interrupt Controller System registers.
- About the GIC System registers.
- Address generation.
- Address space.
- Address size configuration.
- Address translation instructions.
- A64 System instructions for address translation.

Part C
Armv8-R AArch64 Protected Memory System
Architecture

Chapter C1

Protected Memory System Architecture

This chapter provides a system-level view of the Protected Memory System Architecture for any implementation that is compliant with the Armv8-R AArch64 architecture. It contains the following sections:

- *About the Protected Memory System Architecture* on page C1-36.
- *Memory Protection Unit* on page C1-37.
- *Address translation regimes* on page C1-38.
- *Default memory map* on page C1-39.
- *Armv8-A memory view* on page C1-40.
- *MPU memory translations and faults* on page C1-41.
- *Protection region attributes and access permissions* on page C1-49.
- *MPU fault encodings* on page C1-53.
- *PMSAv8-64 implications for caches* on page C1-54.
- *Address tagging and pointer authentication support* on page C1-55.
- *Security model* on page C1-56.
- *Virtualization* on page C1-59.

C1.1 About the Protected Memory System Architecture

The Armv8-R AArch64 implementation supports the Protected Memory System Architecture (PMSAv8-64) at EL1 and EL2. The PMSAv8-64 is based on MPUs that provide a memory protection scheme by defining protection regions in the address space.

The PMSAv8-64:

- Supports a unified memory protection scheme where an MPU manages instruction and data access. It does not provide separate instruction protection regions and data protection regions in the address map.
- Defines MPU faults that are consistent with VMSAv8-64 fault definitions and reuses IFSC and DFSC fault encodings.
- Does not support virtual addressing and flat maps input address to output address.

For general information about the Arm memory model, see *The AArch64 Application Level Memory Model* and *The AArch64 System Level Memory Model* chapters of the *Arm® Architecture Reference Manual Armv8, for Armv8-A architecture profile*.

C1.1.1 Protection regions

An MPU defines protection regions in the address map. A protection region is a contiguous memory region for which the MPU defines the memory attributes and the access permissions.

Protection regions:

- Are defined by a pair of registers, a Base Address Register, and a Limit Address Register, see [Memory Protection Unit on page C1-37](#).
- Have a minimum size of 64 bytes.
- Have a maximum size of the entire address map.
- Must not overlap.

The definition of a protection region specifies the start and the end of the region, the access permissions, and the memory attributes for the region.

C1.1.2 Address range

The maximum supported address bit size is 48, or 52 if FEAT_LPA is enabled. A PE can choose to implement a smaller PA range and the actual implemented physical address range is provided by the [ID_AA64MMFR0_EL1.PARange](#) field. Any access to physical memory address outside the address range results in a memory fault.

C1.2 Memory Protection Unit

An MPU checks whether the address used by a memory access matches a defined protection region. The MPU uses a Base Address Register and a Limit Address Register to define a protection region and its associated access permissions and memory attributes. The minimum supported size of a protection region is 64-bytes.

The PMSAv8-64 defines two MPUs:

EL1 MPU

The EL1 MPU can be configured from EL1 or EL2. The EL1 MPU controls the stage 1 of the Secure EL1&0 translation regime that defines the protection regions for accesses from EL1 and EL0. The PMSAv8-64 uses `SCTLR_EL1.M` to enable and disable the EL1 MPU. The EL1 MPU also supports a Background region, controlled by `SCTLR_EL1.BR`.

EL2 MPU

The EL2 MPU can be configured only from EL2. The EL2 MPU controls:

- Stage 1 of the Secure EL2 translation regime that defines the protection regions for accesses from EL2.
- Stage 2 of the Secure EL1 &0 translation regime that defines the protection regions for accesses from EL1 and EL0.

The PMSAv8-64 uses `SCTLR_EL2.M` to enable and disable the EL2 MPU. The EL2 MPU also supports a Background region, controlled by `SCTLR_EL2.BR`.

———— Note ————

When `HCR_EL2.VM` is 1 and `SCTLR_EL2.M` is 1, then EL2 MPU modifies the access permissions and memory attributes that are assigned by the EL1 MPU.

See [Protection region attributes and access permissions on page C1-49](#). PMSAv8-64 supports a default memory map as a Background region for memory region checks at both EL1 and EL2. See [Default memory map on page C1-39](#).

C1.2.1 MPU Default Cacheability

The PMSAv8-64 supports Default Cacheability for the stage 1 of the Secure EL1&0 translation regime access and follows the same rule as Armv8-A.

For more information, see chapter *AArch64 System Register Descriptions* of the *Arm® Architecture Reference Manual Armv8, for Armv8-A architecture profile*.

C1.3 Address translation regimes

In PMSAv8-64:

- Address translation describes the process of flat mapping the VA used by the PE, to the PA accessed in the memory system, and determining the access permissions and memory attributes of the target PA.
- A translation regime maps a VA to a PA using one or two stages of address translation to assign the access permissions and memory attributes of the target PA. When two translation stages are used, the intermediate address is treated as an *intermediate physical address* (IPA).

The Armv8-R AArch64 architecture supports two translation regimes:

- Secure EL1&0 translation regime.
- Secure EL2 translation regime.

Secure EL1&0 translation regime

The Secure EL1&0 translation regime assigns the access permissions and memory attributes for any access from EL1 or EL0.

This translation regime has one or two stages of translation:

- All accesses from EL1 or EL0 are translated by the EL1 MPU. This translation is a stage 1 translation.
- When the value of `HCR_EL2.VM` is 1 and `SCTLR_EL2.M` is 1, the accesses are further translated by the EL2 MPU. This translation is a stage 2 translation, and can modify the access permissions and memory attributes that are assigned by the stage 1 translation.

For the EL1&0 stage 1 translation, an ADDRESS is in the protection region *n* if and only if:

`PRBAR<n>_EL1.BASE:'000000' <= ADDRESS <= PRLAR<n>_EL1.LIMIT:'111111'`.

Secure EL2 translation regime

The Secure EL2 translation regime assigns the access permissions and memory attributes for any access from EL2.

This translation regime has a single stage of translation, stage 1, that is performed by the EL2 MPU.

For the EL2 stage 1 translation, an ADDRESS is in the protection region *n* if and only if:

`PRBAR<n>_EL2.BASE:'000000' <= ADDRESS <= PRLAR<n>_EL2.LIMIT:'111111'`.

The attributes for a protection region are defined by the combination of:

- The values that are programmed into the Base Address Registers and Limit Address Registers. The registers are `PRBAR_EL1`, `PRLAR_EL1`, `PRBAR_EL2`, and `PRLAR_EL2`.
- A Memory Attributes Indirection register that is indexed by the values `MAIR_EL1` and `MAIR_EL2`.

C1.4 Default memory map

For PMSAv8-64, the Background region is enabled and disabled using `SCTLR_ELx.BR`. If the Background region is enabled, then the MPU uses the default memory map as the Background region for generating the memory attributes when MPU is disabled.

The default memory map of the Armv8-R AArch64 architecture is IMPLEMENTATION DEFINED. Therefore, the Armv8-R AArch64 architecture defines only the condition to access the default memory map, but not the memory map itself. The memory attributes, access permissions, and Security state of the memory regions in the default memory map are also IMPLEMENTATION DEFINED.

Any access outside the implemented physical address range in the default memory map results in a fault.

If the IMPLEMENTATION DEFINED default memory map is discontinuous, then the implementation must also define a generic permission and attribute to be used for memory access to all memory regions that are not covered by the default memory map. However, an implementation can also select a default memory map so that the accesses to these discontinuous memory regions, where no memory attributes are allocated, always result in memory faults.

———— **Note** —————

The default memory map is same for EL1 and EL2 MPUs.

C1.5 Armv8-A memory view

The PMSAv8-64 uses same controls as VMSAv8-64 to enable and disable translation stages.

If the MPU and the Background region are not enabled for stage 1 translation, then PMSAv8-64 uses the same memory attributes as defined by VMSAv8-64 when stage 1 translation is disabled.

C1.6 MPU memory translations and faults

This section provides information on memory attributes and the MPU faults for the stage 1 Secure EL1&0, stage 1 Secure EL2, and the stage 2 Secure EL1&0 translation regimes.

For the EL1 MPU memory translations, this section describes the following:

- [Stage 1 EL1&0 memory attributes.](#)
- [Stage 1 MPU faults for EL1 access.](#)
- [Stage 1 MPU faults for EL0 access.](#)
- [EL1 MPU fault types.](#)
- [MPU fault check sequence for the stage 1 Secure EL1&0 translation.](#)

For the EL2 MPU memory translations, this section describes the following:

- [Stage 1 EL2 memory attributes.](#)
- [Stage 1 MPU faults for EL2 access.](#)
- [Stage 2 EL1&0 memory attributes.](#)
- [Stage 2 EL1&0 MPU faults.](#)
- [EL2 MPU fault types.](#)
- [MPU fault check sequence for the stage 1 Secure EL2 translation.](#)
- [MPU fault check sequence for the stage 2 Secure EL1&0 translation.](#)

C1.6.1 EL1 MPU memory translations

The EL1 MPU controls the stage 1 of the Secure EL1&0 translation regime. Based on the values of [HCR_EL2.DC](#) and [SCTLR_EL1.{M, BR}](#), the stage 1 of the Secure EL1&0 translation regime can have the following configurations for memory attributes, as described in [Table C1-1](#).

Table C1-1 Stage 1 EL1&0 memory attributes

HCR_EL2 DC	SCTLR_EL1		MPU hit	Memory attribute
	M	BR		
1	x	x	-	Default Cacheability
0	0	0	-	Armv8-A AArch64 memory view
0	0	1	-	Default memory map
0	1	0	No	Not applicable, MPU Fault
0	1	0	Yes	MPU memory map
0	1	1	No	Default memory map
0	1	1	Yes	MPU memory map

———— **Note** —————

Armv8-A AArch64 memory view is the stage 1 memory attribute defined by the Armv8-A architecture for accessing a memory location when stage 1 address translation is disabled ([SCTLR_ELx.M = 0](#)).

Table C1-2 lists the configurations for the stage 1 MPU faults for EL1 access.

Table C1-2 Stage 1 MPU faults for EL1 access

HCR_EL2		SCTLR_EL1		MPU hit	MPU faults
DC	M	BR			
1	x	x	-	-	No Fault or Address size fault
0	0	0	-	-	No Fault or Address size fault
0	0	1	-	-	No Fault, or Background region Translation fault, or Background region Permission fault
0	1	0	No	No	Translation fault
0	1	0	Yes	Yes	No Fault or Permission fault
0	1	1	No	No	No Fault, or Background region Translation fault, or Background region Permission fault
0	1	1	Yes	Yes	No Fault or Permission fault

Table C1-3 lists the configurations for the stage 1 MPU faults for EL0 access.

Table C1-3 Stage 1 MPU faults for EL0 access

HCR_EL2		SCTLR_EL1		MPU hit	MPU faults
DC	M	BR			
1	x	x	-	-	No Fault or Address size fault
0	0	0	-	-	No Fault or Address size fault
0	0	1	-	-	No Fault, or Background region Translation fault, or Background region Permission fault
0	1	x	No	No	Translation fault
0	1	x	Yes	Yes	No Fault or Permission fault

———— **Note** ————

If HCR_EL2.{DC, TGE} is not {0, 0}, then the PE behaves as if the value of the SCTLR_EL1.BR is 0 for all purposes other than returning the value of a direct read of the field.

C1.6.2 EL1 MPU faults

Each EL1 MPU protection region is defined using the PRBAR_EL1 and PRLAR_EL1 registers. The MPU checks the input address with each protection region, and an address is considered to match a region if:

Address >= PRBAR_EL1.BASE: '000000' && Address <= PRLAR_EL1.LIMIT: '111111'

Based on MPU protection region checks, the EL1 MPU can raise the following responses as described in [Table C1-4](#).

Table C1-4 EL1 MPU fault types

Protection region match	Permission	MPU response
No match	-	Translation fault
Multiple	-	Translation fault
Single	Denied	Permission fault
	Allowed	Valid

If the EL1 MPU is disabled and the input address is larger than the implemented PA size, then a level 0 address size fault is generated. If the EL1 MPU is enabled and the input address is larger than the implemented PA size, then a level 0 translation fault is generated. Permitted transactions are then presented to stage 2 permission checks by the EL2 MPU.

Depending on the configuration in the PMSAv8-64 registers, the memory attributes of an address can be defined by an MPU protection region, a Background region, or it may have Armv8-A AArch64 memory view.

C1.6.3 MPU fault check for the stage 1 Secure EL1&0 translation

Figure C1-1 shows the MPU fault check sequence for the stage 1 of the Secure EL1&0 translation regime.

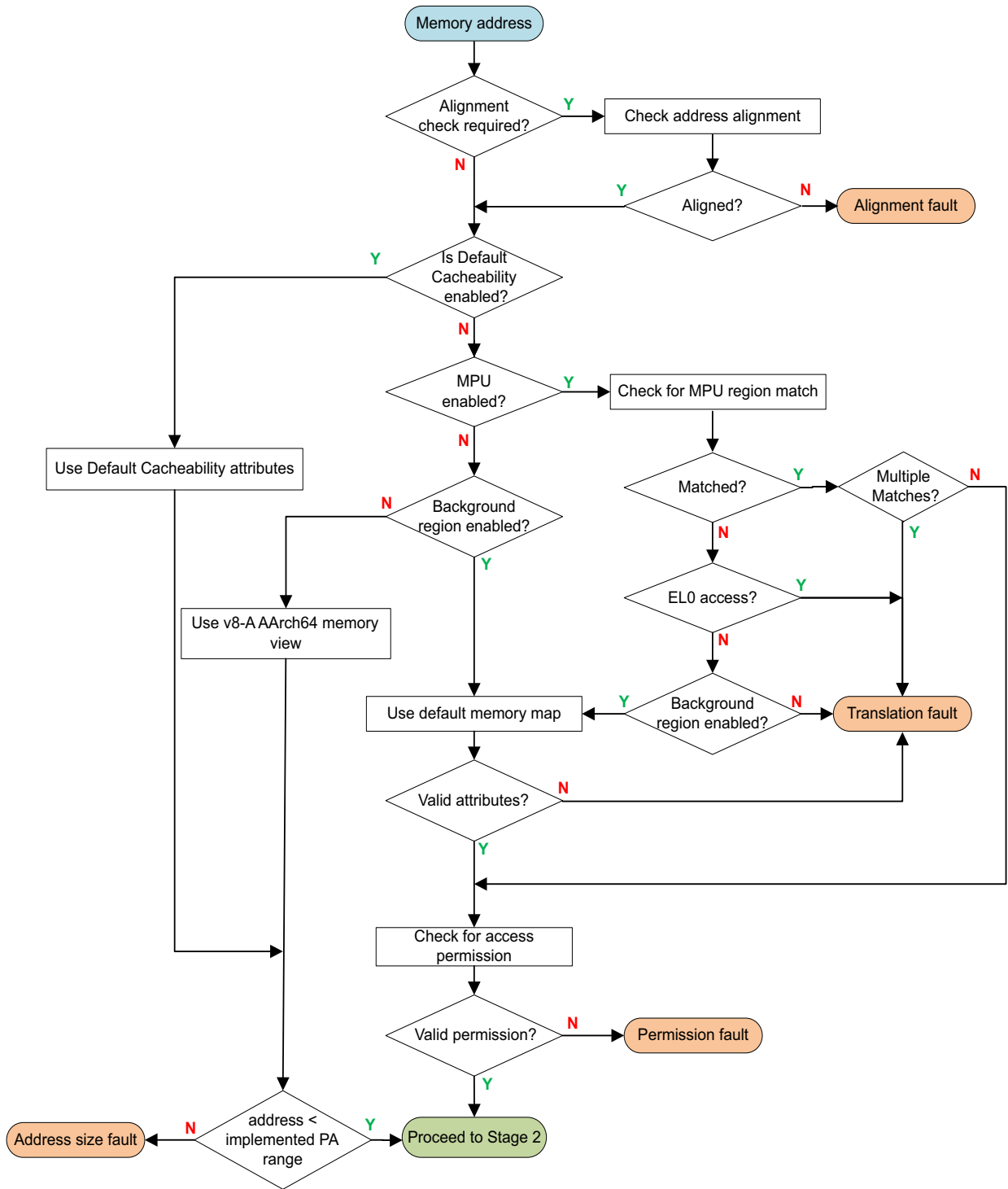


Figure C1-1 MPU fault check sequence for the stage 1 Secure EL1&0 translation

C1.6.4 EL2 MPU memory translations

Based on the values of [SCTLR_EL2](#).{M, BR}, the stage 1 of the Secure EL2 translation regime can have the following configurations for memory attributes, as described in [Table C1-5](#).

Table C1-5 Stage 1 EL2 memory attributes

SCTLR_EL2		MPU hit	Memory attributes
M	BR		
0	0	-	Armv8-AArch64 memory view
0	1	-	Default memory map
1	0	No	Not applicable. MPU Fault.
1	0	Yes	MPU memory map
1	1	No	Default memory map
1	1	Yes	MPU memory map

[Table C1-6](#) lists the configurations for stage 1 MPU faults for EL2 access.

Table C1-6 Stage 1 MPU faults for EL2 access

SCTLR_EL2		MPU hit	MPU faults
M	BR		
0	0	-	No Fault or Address size fault
0	1	-	No Fault, or Background region Translation fault, or Background region Permission fault
1	0	No	Translation fault
1	0	Yes	No Fault or Permission fault
1	1	No	No Fault, or Background region Translation fault, or Background region Permission fault
1	1	Yes	No Fault or Permission fault

Based on [HCR_EL2](#).VM and [SCTLR_EL2](#).{M, BR}, the stage 2 of the Secure EL1&0 translation regime can have the following configurations for memory attributes, as described in [Table C1-7](#).

Table C1-7 Stage 2 EL1&0 memory attributes

VM	SCTLR_EL2		MPU hit	Memory attribute
	M	BR		
0	x	x	-	Stage 2 translation disabled
1	0	0	-	CONSTRAINED UNPREDICTABLE
1	0	1	-	Default memory map
1	1	x	No	Not applicable. MPU Fault.
1	1	x	Yes	MPU memory map

Table C1-8 lists the configurations for MPU faults for the stage 2 of the Secure EL1&0 translation regime.

Table C1-8 Stage 2 EL1&0 MPU faults

VM	HCR_EL2 SCTLR_EL2		MPU hit	MPU faults
	M	BR		
0	x	x	-	No Fault
1	0	0	-	CONSTRAINED UNPREDICTABLE
1	0	1	-	No Fault, or Background region Translation fault, or Background region Permission fault, or Translation fault due to Secure Check, if enabled.
1	1	x	No	Translation fault
1	1	x	Yes	No Fault, or Permission fault, or Translation fault due to Secure Check, if enabled.

There are no separate configurations for the protection regions for the stage 1 of the Secure EL2 and the stage 2 of the Secure EL1&0 translations. Memory accesses for both translations are controlled by the same MPU configuration registers, [PRBAR_EL2](#) and [PRLAR_EL2](#).

———— **Note** ————

In Armv8-A, there are separate translation table base registers for the stage 1 of the Secure EL2 and the stage 2 of the Secure EL1&0 translation regimes.

C1.6.5 EL2 MPU faults

Each EL2 MPU protection region is defined using [PRBAR_EL2](#) and [PRLAR_EL2](#). The MPU checks the input address with each protection region and an address is considered to match a region if:

Address >= PRBAR_EL2.BASE: '000000' && Address <= PRLAR_EL2.LIMIT: '111111'

Based on MPU protection region checks, the EL2 MPU can raise the following responses as described in [Table C1-9](#).

Table C1-9 EL2 MPU fault types

Protection region match	Permission	MPU response
No match	-	Translation fault
Multiple	-	Translation fault
Single	Denied	Permission fault
Single	Allowed	Valid

If the EL2 MPU is disabled for the stage 1 of the Secure EL2 translation regime, then any access to an address outside the implemented PA range raises a level 0 address size fault. If the EL2 MPU is enabled for the stage 1 of the Secure EL2 translation regime, and the input address is larger than the implemented PA range, then a level 0 translation fault is generated.

C1.6.6 MPU fault check for the stage 1 Secure EL2 translation

Figure C1-2 shows the MPU fault check sequence for the stage 1 of the Secure EL2 translation regime.

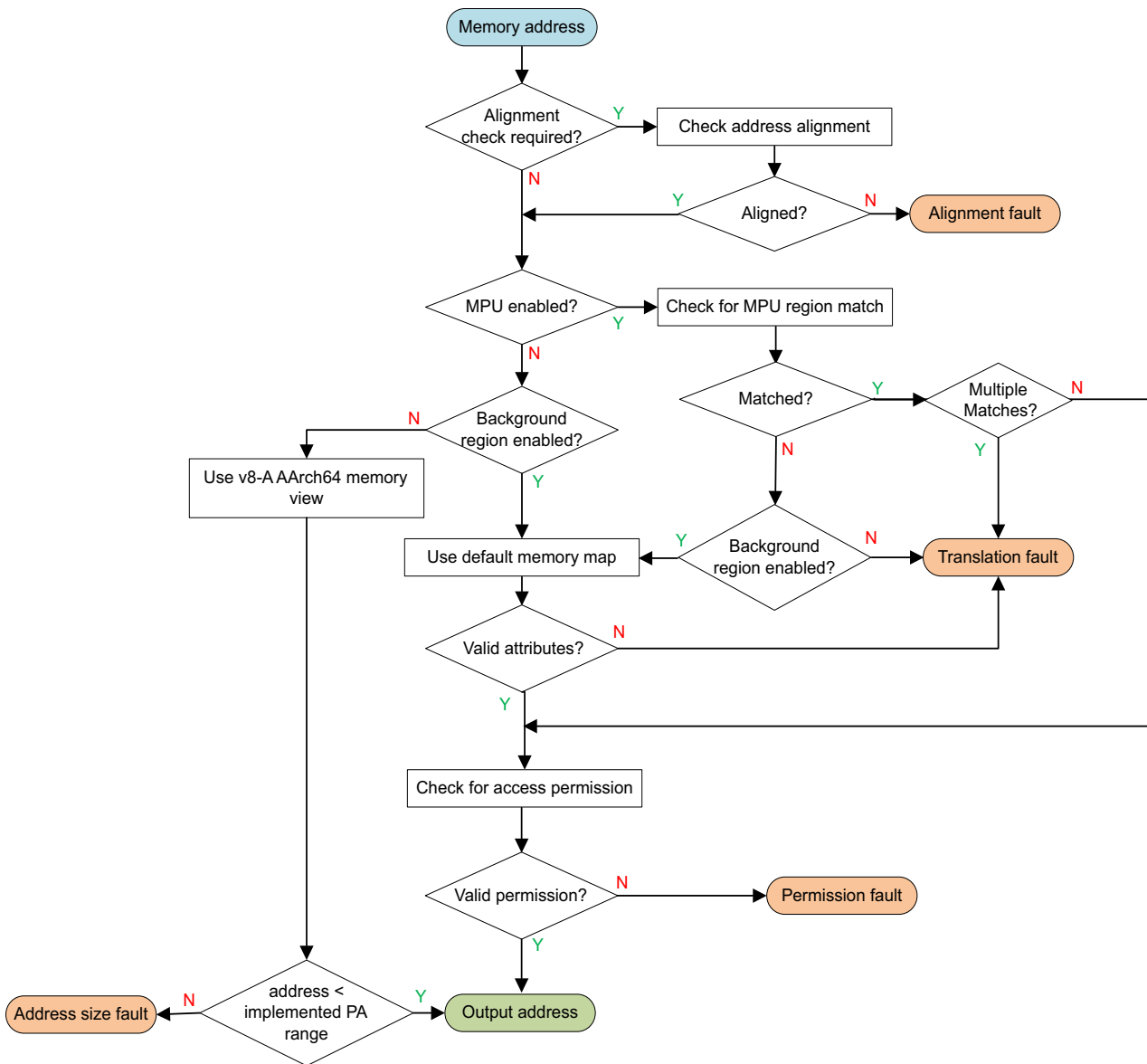


Figure C1-2 MPU fault check sequence for the stage 1 Secure EL2 translation

C1.6.7 MPU fault check for the stage 2 Secure EL1&0 translation

Figure C1-3 shows the MPU fault check sequence for the stage 2 of the Secure EL1&0 translation regime.

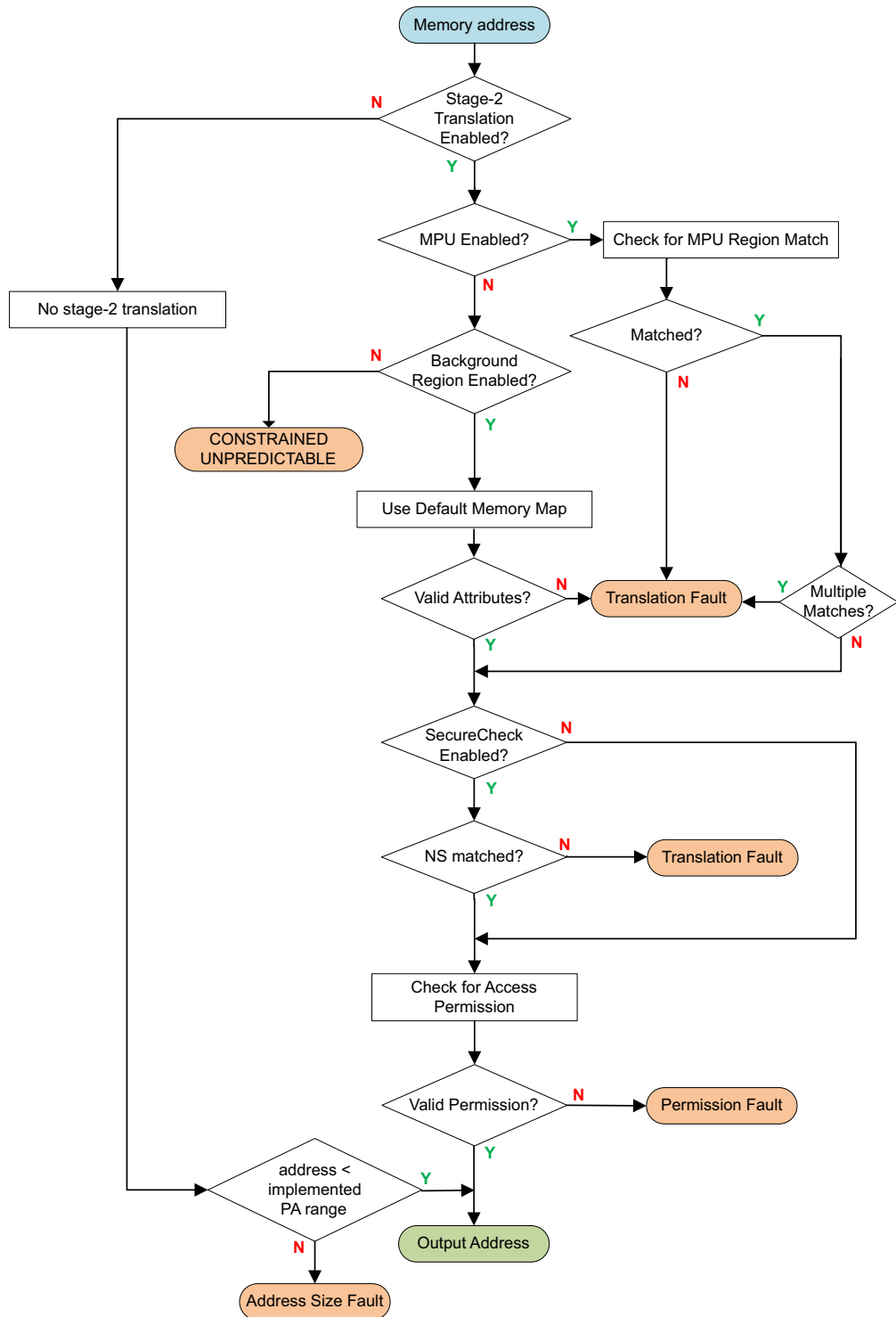


Figure C1-3 MPU fault check sequence for the stage 2 Secure EL1&0 translation

C1.7 Protection region attributes and access permissions

The protection region attribute fields control the Memory type, Cacheability, and Shareability attributes of the region. PMSAv8-64 uses the same memory types and memory attributes as VMSAv8-64 in Armv8-A.

The memory attributes and access permissions for a protection region are defined by:

- The [PRBAR_EL1](#) and [PRLAR_EL1](#) registers, or the [PRBAR_EL2](#) and [PRLAR_EL2](#) registers that define the protection region.
- The [MAIR_EL1.Attr<n>](#) or [MAIR_EL2.Attr<n>](#) field that is indexed by [PRLAR_EL1.AttrIdx](#) or [PRLAR_EL2.AttrIdx](#), respectively.

See also [Memory attributes and access permission mappings on page C1-51](#).

For the Secure EL1&0 translation regime, when [HCR_EL2.VM](#) is 1, the stage 1 memory attribute and access permission assignments are combined with the stage 2 assignments, as described in [Combining memory attributes and access permissions on page C1-51](#).

C1.7.1 Protection region attributes

The PMSAv8-64 uses the same memory attributes defined by the VMSAv8-64, and the MPU enables configuration of the attributes for each protection region using [MAIR_EL1](#) and [MAIR_EL2](#). The PMSAv8-64 also enables configuration of each protection region to map to Secure or Non-secure address space using the NS bit in the EL1 and EL2 MPU configuration registers.

———— **Note** —————

Writes to MPU registers are only guaranteed to be visible following a Context synchronization event and [DSB](#) operation.

If there are multiple protection regions allocated to the same coherency granule, then Armv8-R AArch64 follows the Armv8-A mismatched memory attributes rules to access any byte within that coherency granule. If the Security states of protection regions are different, then implementation must ensure that these regions are not allocated to the same coherency granule.

The PMSAv8-64 uses the same memory attributes defined by the VMSAv8-64 using [MAIR_EL1](#) and [MAIR_EL2](#) for the stage 1 EL1&0 and EL2 translations. For the stage 2 EL1&0 translations, memory attributes encoding in the [MAIR_EL2](#) register is defined in [Table C1-10](#).

Table C1-10 Meaning of Attr[7:4]

Attr [7:6]	Attr [5:4]	Memory type	Outer cache policy
00	00	Device memory	Not Applicable (NA)
00	!=00	Normal memory	Write-Through (WT)
01	00	Normal memory	Non Cacheable (NC)
01	!=00	Normal memory	Write-Back (WB)
10	xx	Normal memory	Write-Through (WT)
11	xx	Normal memory	Write-Back (WB)

When Attr[7:4] is 0b0000, Attr[3:0] defines the type of Device memory. In this case, Attr[1:0] != 0b00 gives UNPREDICTABLE behavior as defined by Armv8-A. Table C1-11 describes the meaning of Attr<3.0> when Attr[7:4] is 0b0000.

Table C1-11 Attr<3.0> Meaning when Attr[7:4] is 0b0000

Attr [3:2]	Attr [1:0]	Memory type
00	00	Device-nGnRnE
01	00	Device-nGnRE
10	00	Device-nGRE
11	00	Device-GRE

When Attr[7:4] is not 0b0000, Attr[3:0] defines the Inner Cache Policy, and Attr[3:0] = 0b0000 gives UNPREDICTABLE behavior as defined by Armv8-A. Table C1-12 describes the meaning of Attr<3.0> when Attr[7:4] is not 0b0000.

Table C1-12 Attr<3.0> Meaning when Attr[7:4] is not 0b0000

Attr [3:2]	Attr [1:0]	Memory type	Inner Cache Policy
00	!=00	Normal memory	Write-Through (WT)
01	00	Normal memory	Non Cacheable (NC)
01	!=00	Normal memory	Write-Back (WB)
10	xx	Normal memory	Write-Through (WT)
11	xx	Normal memory	Write-Back (WB)

For more information, see chapter *The AArch64 Virtual Memory System Architecture* of the *Arm® Architecture Reference Manual Armv8, for Armv8-A architecture profile*.

C1.7.2 Access control

The access permission and security configuration bits, such as AP, XN, and NS in the VMSAv8-64 translation table descriptors are present in the MPU configuration registers in PMSAv8-64.

Access granted in the stage 1 of the Secure EL1&0 translation regime by the EL1 MPU is subject to further qualification by the EL2 MPU in the stage 2 of the Secure EL1&0 translation regime.

The AP, XN, and NS bits in PMSAv8-64 are interpreted in the same way as defined by VMSAv8-64. For selecting memory attributes and defining access permissions, PMSAv8-64 follows the same prioritization rules defined by VMSAv8-64 in Armv8-A.

PMSAv8-64 does not support hierarchical control bits defined in the VMSAv8-64 table descriptors. PMSAv8-64 also does not support Privileged execute-never (PXN) and Unprivileged execute-never (UXN) bits. PMSAv8-64 behaves as PXN = XN and UXN = XN, and follows the same rule defined by VMSAv8-64 in combining permission attributes.

If the value of `SCTLR_ELI`.{M, BR} is {0, 1}, then for the Secure EL1&0 translation regime, any memory region that is writable at EL0, is also executable from EL1 if that address is marked as executable by the Background region.

Armv8-R AArch64 supports FEAT_PAN as defined by the Armv8-A architecture. If the value of `SCTLR_ELI`.M is 1, FEAT_PAN is applied to the stage 1 of the Secure EL1&0 translation regime.

C1.7.3 Memory attributes and access permission mappings

Memory attributes, Security states, and access permission information present in the translation table descriptors of VMSAv8-64 are mapped to MPU configuration registers in PMSAv8-64, as described in [Table C1-13](#).

Table C1-13 Memory attributes and access permission mappings

Attributes and permissions	MPU register fields	Description
<i>Non-secure (NS)</i>	PRLAR_EL1.NS PRLAR_EL2.NS	Specifies whether the translated address is in the Secure or Non-secure address space.
<i>Access Permission (AP)</i>	PRBAR_EL1.AP PRBAR_EL2.AP	Defines the Access permissions for the protection region.
<i>Execute Never (XN)</i>	PRBAR_EL1.XN PRBAR_EL2.XN	Defines the Execute-never attribute for the protection region.
<i>Shareability (SH)</i>	PRBAR_EL1.SH PRBAR_EL2.SH	Defines the Shareability for a Normal memory region. For any type of Device memory or Normal Non-cacheable memory, the value of the SH[1:0] field is IGNORED.
<i>Attribute Index (AttrIdx)</i>	PRLAR_EL1.AttrIdx PRLAR_EL2.AttrIdx	Indexes an Attr<n> field in the MAIR_EL1 or MAIR_EL2 register, which gives the memory type and memory attributes.

C1.7.4 Combining memory attributes and access permissions

Armv8-R AArch64 uses the same architecture rules as Armv8-A for combining stage 1 and stage 2 memory attributes and the access permissions for the Secure EL1&0 translation regime.

Stage 2 forced Write-Back Feature

If FEAT_S2FWB is enabled ([HCR_EL2.FWB=1](#)), the Inner and Outer Memory attributes for the stage 2 of the Secure EL1&0 translation regime must be the same with the same encoding, otherwise the combined attribute is UNKNOWN.

- If FEAT_S2FWB is enabled and the memory attributes for the stage 2 of the Secure EL1&0 translation regime are Write-Back (WB) with Attr[7:6] = 0b11, then the combined attribute is WB. If the memory attribute is assigned by the MPU, the attribute encoding is derived from [MAIR_EL2.Attr\[7:6\]](#). If the memory attribute is assigned from Background region, then the encoding is derived from the memory region configuration in the Background region.
- If FEAT_S2FWB is not enabled, then stage 1 and stage 2 memory attributes of the Secure EL1&0 translation regime are combined using Armv8-A rule for combining memory attributes when FEAT_S2FWB is not enabled.

———— Note ————

In Armv8-A, the memory attribute encoding that enables FEAT_S2FWB is MemAttr[4:2] = 0b110 in stage 2 block or page descriptor of the Secure EL1&0 translation regime, while in Armv8-R AArch64, it is [MAIR_EL2.Attr\[7:6\]](#) = 0b11. Therefore, FEAT_S2FWB architecture rules defined for the 0b110 encoding in Armv8-A must be applied to the 0b11 encoding in Armv8-R AArch64.

For more information, see the *Stage 2 memory region type and Cacheability attributes when Armv8.4-S2FWB is implemented* section of the *Arm® Architecture Reference Manual Armv8, for Armv8-A architecture profile*.

C1.7.5 Enabling and disabling the caching of memory accesses

The Armv8-R AArch64 architecture follows the same rule as the Armv8-A AArch64 architecture for enabling and disabling cache, and can force all memory locations with the Normal memory type to be treated as Non-cacheable regardless of their assigned Cacheability attribute using [SCTLR_ELx.{I,C}](#) and [HCR_EL2.{ID,CD}](#). For a PMSAv8-64 based address translation, Armv8-R AArch64 extends the functionality of [SCTLR_ELx.{I,C}](#) and [HCR_EL2.{ID,CD}](#) for accesses to Background region also.

C1.7.6 Enabling and disabling stages in translation regimes

The EL1 MPU controls the stage 1 of the Secure EL1&0 translation regime. The EL2 MPU controls the stage 2 of the Secure EL1&0 translation regime and the stage 1 of the Secure EL2 translation regime.

For the Secure EL1&0 translation regime:

- If [SCTLR_EL1.{M, BR}](#) is {0, 0}, then stage 1 translation is disabled.
- If [HCR_EL2.VM](#) is 0, then stage 2 translation is disabled.
- If [HCR_EL2.VM](#) is 1 and [SCTLR_EL2.{M, BR}](#) is {0, 0}, then the behavior is CONstrained UNPREDICTABLE with the following permitted values:
 - The stage 2 memory attribute becomes UNKNOWN.
 - Raise stage 2 level 0 translation fault.

For the Secure EL2 translation regime if [SCTLR_EL2.{M, BR}](#) is {0, 0}, then translation is disabled.

C1.8 MPU fault encodings

PMSAv8-64 defines MPU faults that are consistent with the VMSAv8-64 fault definitions and reuses IFSC and DFSC fault encodings. Each MPU raises faults on invalid memory accesses, including accesses to memory regions outside address ranges and the accesses without sufficient permissions. [Table C1-14](#) describes the MPU fault encodings mapped from VMSAv8-64.

Table C1-14 PMSAv8-64 fault encodings

Memory faults	MPU fault encodings mapped from VMSAv8-64	Description
Alignment fault	Alignment fault	Unaligned memory access.
Translation fault	Translation fault, level 0	Invalid input address. There is no valid mapping or valid memory attributes for the input address.
Permission fault	Permission fault, level 0 (0b001100)	Insufficient access permissions.
Address size fault	Address size fault, level 0	Generated output address is out of range of the implemented physical address.
Access flag fault		Not applicable for PMSAv8-64.
TLB conflict abort		Not applicable for PMSAv8-64.
Synchronous abort (translation table walk)		Not applicable for PMSAv8-64.

C1.8.1 See also

In the Arm Architecture Reference Manual

- Program counter and stack pointer alignment.
- FEAT_LSE, Large System Extensions.

C1.9 PMSAv8-64 implications for caches

Enabling, reconfiguring, or reprogramming any memory region can result in new and different memory attributes for a previously accessed or speculatively accessed address. In this case, the rules for mismatched memory attributes apply. See the *Mismatched memory attributes* section of the *Arm® Architecture Reference Manual Armv8, for the Armv8-A architecture profile*.

C1.9.1 Cache line length

The PMSAv8-64 permits the definition of memory regions that might be smaller than a cache line in the implementation. Therefore, the following rules apply:

- If the MPU is configured so that multiple differing attributes apply to a single cache line, then for any access to that cache line, the rules for mismatched memory attributes apply.
- Marking any part of a cache line as Write-Back permits the entire line to be treated as Write-Back.

C1.10 Address tagging and pointer authentication support

The Armv8-R AArch64 architecture supports Address tagging defined in Armv8-A architecture.

The Armv8-R AArch64 architecture supports FEAT_PAAuth2 feature defined in Armv8-A architecture with a modified definition of PAC field as described below:

- When Address tagging is used, the PAC field is $X_n[54:\text{bottom_PAC_bit}]$.
- When Address tagging is not used, the PAC field is $X_n[63:56, 54:\text{bottom_PAC_bit}]$.

In PMSAv8-64, the `bottom_PAC_bit` is the maximum physical address size as indicated by [ID_AA64MMFR0_EL1.PARange](#).

C1.10.1 See also

In the Arm Architecture Reference Manual

- Features added to the Armv8.3 extension in later releases.
- Pointer authentication in AArch64 state.
- System register control of pointer authentication.

C1.11 Security model

The Armv8-R AArch64 architecture defines the security model based on Armv8-A AArch64 with the following changes:

- The Armv8-R AArch64 architecture does not support EL3.
- The Armv8-R AArch64 architecture always executes code in Secure state with EL2 as the highest Exception level and:
 - It is not possible to switch to Non-secure state.
 - EL0, EL1, and EL2, all run in Secure state.

C1.11.1 Secure EL2

The Armv8-R AArch64 architecture adopts FEAT_SEL2 feature from Armv8.4-A architecture extension and introduces it as PMSAv8-64 based architecture feature. The protection region configuration registers for EL1 and EL2 MPUs, [PRLAR_EL1](#) and [PRLAR_EL2](#), are extended to include the NS bit that has the same behavior as NS bit in the translation table descriptor of VMSAv8-64. Security controls for translation table walks are not supported in PMSAv8-64.

The NS bit in the [PRLAR_EL1](#) and [PRLAR_EL2](#) specifies whether the output address is in the Secure or Non-secure address space. Each protection region can be independently configured to the Secure or Non-secure address space.

The configuration bits required to implement Secure and Non-secure states in VMSAv8-64 are mapped to PMSAv8-64 as described in [Table C1-15](#).

Table C1-15 VMSAv8-64 and PMSAv8-64 security configuration

VMSAv8-64	PMSAv8-64
NS bit in translation table	PRLAR_EL1.NS/PRLAR_EL2.NS
NSTable bit in translation table	NA
VSTCR_EL2.SW	NA
VSTCR_EL2.SA	VSTCR_EL2.SA
VTCR_EL2.NSW	NA
VTCR_EL2.NSA	VTCR_EL2.NSA

See also

In the Arm Architecture Reference Manual

- The VMSAv8-64 address translation system.
- VMSAv8-64 translation table format descriptors.
- Security state of translation table lookups.
- Translation tables and the translation process.

Secure EL1&0 translation

As the stage 2 of the Secure EL1&0 translation regime is controlled by the EL2 MPU and there is no page-based address translation or translation table walk, the following modifications are added to Armv8-R AArch64 FEAT_SEL2:

- [VTCR_EL2.NSW](#) and [VSTCR_EL2.SW](#) control bits are RES0.
- [VSTTBR_EL2](#) register is not present.
- Adds a secure check control, [VSTCR_EL2.SC](#).

In addition, [VSTCR_EL2.SA](#) and [VTCR_EL2.NSA](#) controls are also supported and have the same functionality as [FEAT_SEL2](#) but are applied to PA in the Secure EL1&0 translation regime.

[VSTCR_EL2.SC](#) has no effect on the Secure EL2 translation regime. [Table C1-16](#) describes the behavior of [VSTCR_EL2.SC](#) for the Secure EL1&0 translation regime.

Table C1-16 Secure check behavior in the Secure EL1&0 translation regime

VA	EL1 MPU NS attribute	IPA	EL2 MPU NS attribute	SC	PA
Secure	0	Secure	0	x	Secure
Secure	1	Non-secure	1	x	Non-secure
Secure	0	Secure	1	0	Non-secure
Secure	0	Secure	1	1	Fault
Secure	1	Non-secure	0	0	Non-secure
Secure	1	Non-secure	0	1	Fault

EL1 and EL0 access is further subjected to [VSTCR_EL2.SA](#) and [VTCR_EL2.NSA](#) controls as defined by Armv8.4-A.

[Table C1-17](#) describes the behavior of [VSTCR_EL2.SA](#) and [VTCR_EL2.NSA](#) in the Secure EL1&0 translation regime.

Table C1-17 VSTCR_EL2.SA and VTCR_EL2.NSA behavior in the Secure EL1&0 translation regime

PA.NS	VSTCR_EL2.SA	VTCR_EL2.NSA	PA.NS (final)
0	0	x	0
0	1	Behaves as 1	1
1	0	0	0
1	0	1	1
1	1	x	1

The Armv8-R AArch64 architecture follows the Armv8-A architecture rules on whether [VSTCR_EL2.SA](#) and [VTCR_EL2.NSA](#) controls should be applied.

- If [HCR_EL2.VM](#)=1 and [SCTLR_EL2.M](#)=1 or [SCTLR_EL2.BR](#)=1, then stage 2 Secure EL1&0 translation is enabled.
- If [HCR_EL2.VM](#)=0, then stage 2 Secure EL1&0 translation is disabled.

C1.11.2 Secure EL2 translation

The Armv8-R AArch64 architecture implements PMSAv8-64 at stage 1 of the Secure EL2 translation regime. Therefore, there is no translation table walk and address mapping. The NS bit in the EL2 MPU protection region register determines whether the output address must be looked in Secure or Non-secure address space.

C1.11.3 See also

In the Arm Architecture Reference Manual

- The Armv8-A security model.

- The AArch64 System Level Programmers' Model.
- The Armv8.4 architecture extension.
- ARMv8.4-SecEL2, Secure EL2.

C1.12 Virtualization

Armv8-R AArch64 implements a permission-based containerization by introducing a stage 2 translation using an MPU controlled by a hypervisor running at EL2. The MPU does not perform address mapping and only checks permissions. Therefore, Armv8-R AArch64 relies on hypervisor configured permission attributes of the memory region to implement containerization.

For more information, see chapter *The AArch64 System Level Programmers' Model* of the *Arm® Architecture Reference Manual Armv8*, for *Armv8-A architecture profile*.

C1.12.1 Support for Guest operating systems

The hypervisor supports Guest operating systems using PMSAv8-64 on a per guest basis. PMSAv8-64 guests have access to the EL1 MPU for sandboxing individual tasks. Memory accesses by PMSAv8-64 guests are further validated by the EL2 MPU, controlled by the hypervisor.

If multiple PMSAv8-64 guests are present, then these guests must be configured to use non-conflicting physical memory addresses. Virtualization is supported by the EL2 MPU at stage 2 of the Secure EL1&0 translation regime.

Part D

Armv8-R AArch64 Virtual Memory System Architecture

Chapter D1

Virtual Memory System Architecture

This chapter provides a system-level view of the Virtual Memory System Architecture (VMSAv8-64) for any implementation that is compliant with the Armv8-R AArch64 architecture. It contains the following sections:

- *About the Virtual Memory System Architecture* on page D1-64.
- *Architecture extensions in VMSAv8-64* on page D1-65.
- *Support for VMSAv8-64 in Armv8-R AArch64* on page D1-66.
- *System registers access control* on page D1-67.
- *Virtualization* on page D1-68.
- *System operations* on page D1-69.

D1.1 About the Virtual Memory System Architecture

This chapter describes the Virtual Memory System Architecture (VMSAv8-64) for the Armv8-R AArch64 architecture profile.

VMSAv8-64 provides a Memory Management Unit (MMU) that controls address translation, access permissions, and memory attribute determination and checking, for memory accesses made by the PE. The process of address translation maps the virtual addresses (VAs) used by the PE onto the physical addresses (PAs) of the physical memory system.

Armv8-R AArch64 supports VMSAv8-64 as an optional memory system architecture at stage 1 of the Secure EL1&0 translation regime, and supports general purpose operating systems, such as Linux and Android at EL1. With VMSAv8-64 supported at EL1, the Armv8-R AArch64 architecture profile can have the following memory system configurations:

- PMSAv8-64 at EL1 and EL2.
- PMSAv8-64 or VMSAv8-64 at EL1, and PMSAv8-64 at EL2.

For more information, see *The AArch64 Virtual Memory System Architecture* chapter of the *Arm® Architecture Reference Manual Armv8, for Armv8-A architecture profile*.

D1.2 Architecture extensions in VMSAv8-64

Implementations of Armv8-R AArch64 with VMSAv8-64 at EL1 support the following Armv8-A features listed in [Table D1-1](#).

Table D1-1 Armv8-A features supported for implementations with VMSAv8-64

Feature	Description
FEAT_HPDS	Hierarchical permission disables
FEAT_HAFDBS	Hardware management of the Access flag and dirty state
FEAT_HPDS2	Translation table page-based hardware attributes
FEAT_TTCNP	Translation table Common not private translations
FEAT_TTL	Translation Table Level
FEAT_BBM	Translation table break-before-make levels
FEAT_TTST	Small translation tables
FEAT_E0PD	Preventing EL0 access to halves of address maps
FEAT_TLBIOS	TLB invalidate instructions in Outer Shareable domain
FEAT_TLBIRANGE	TLB invalidate range instructions
FEAT_nTLBPA	Intermediate caching of translation table walks

Control fields for the architecture features, which are RES0 in some contexts if the value of `VTCCR_EL2.MSA = 0`, are treated as RES0 in all contexts if an implementation does not support VMSAv8-64. For the architectural features supported by Armv8-R AArch64, whether a feature is mandatory or optional depends on whether the feature is mandatory or optional in the Armv8.4-A architecture.

D1.3 Support for VMSAv8-64 in Armv8-R AArch64

The MSA and MSA_frac fields in the [ID_AA64MMFR0_EL1](#) register identify the memory system configurations supported at EL1.

In Armv8-R AArch64, the only permitted value for [ID_AA64MMFR0_EL1](#).MSA is 0b1111. When [ID_AA64MMFR0_EL1](#).MSA_frac is 0b0010, the stage 1 of the Secure EL1&0 translation regime can enable PMSAv8-64 or VMSAv8-64 architecture.

If PE supports both PMSAv8-64 and VMSAv8-64 at EL1, then [VTCR_EL2](#).MSA determines the memory system architecture enabled at stage 1 of the Secure EL1&0 translation regime. Depending on the memory system architecture, the stage 1 of the Secure EL1&0 translation regime is controlled by either an EL1 MPU for PMSAv8-64, or an MMU for VMSAv8-64.

The stage 2 of the Secure EL1&0 translation regime and the stage 1 of the Secure EL2 translation regime are controlled by EL2 MPU. Armv8-R AArch64 uses the same translation table format and fault encodings as Armv8-A.

It is IMPLEMENTATION DEFINED whether a physical location is visible to a VMSAv8-64 context and to page table accesses, and it is permissible for an implementation to raise an External abort in this case.

For more information, see *The AArch64 Virtual Memory System Architecture* chapter of the *Arm® Architecture Reference Manual Armv8, for Armv8-A architecture profile*.

D1.4 System registers access control

When EL1 is running PMSAv8-64 based Guest operating system, access to [TTBR1_EL1](#) is UNDEFINED. When EL1 is running a VMSAv8-64 based Guest operating system, EL1 access to the PMSAv8-64 registers is UNDEFINED.

The following EL1 PMSAv8-64 registers are UNDEFINED from EL1 in a VMSA context:

- [MPUIR_EL1](#).
- [PRBAR_EL1](#).
- [PRBAR<n>_EL1](#).
- [PRLAR_EL1](#).
- [PRLAR<n>_EL1](#).
- [PRSELR_EL1](#).
- [PRENR_EL1](#).

———— **Note** —————

[TTBR1_EL1](#) is UNDEFINED from EL1 in a PMSA context. If an implementation supports only PMSAv8-64 at EL1, then accessing VMSAv8-64 register, [TTBR1_EL1](#), is UNDEFINED from both EL1 and EL2.

Both VMSAv8-64 and PMSAv8-64 registers are accessible from EL2 independent of whether a Guest operating system at EL1 uses PMSAv8-64 or VMSAv8-64.

D1.5 Virtualization

For Armv8-R AArch64, the hypervisor running at EL2 selects the memory system architecture for each Guest operating system by configuring the [VTCR_EL2.MSA](#) bit. This enables the hypervisor to support multiple Guest operating systems utilizing either PMSAv8-64 or VMSAv8-64 on a per guest basis. Memory accesses by both VMSAv8-64 and PMSAv8-64 guests at EL1 are further validated at stage 2 of the Secure EL1&0 translation regime.

If multiple VMSAv8-64 or PMSAv8-64 guests are present, then these guests must be configured to use non-conflicting physical memory addresses.

———— **Note** —————

Secure Check control, [VSTCR_EL2.SC](#) does not differentiate between translation table walk or memory access.

For more information, see *The AArch64 Virtual Memory System Architecture* chapter of the *Arm® Architecture Reference Manual Armv8*, for *Armv8-A* architecture profile.

D1.6 System operations

D1.6.1 Address translation instructions

When executed from EL2, address translation instructions use [VTCR_EL2.MSA](#) to determine whether the EL1 context is PMSAv8-64 or VMSAv8-64.

D1.6.2 TLB maintenance instructions

Armv8-R AArch64 permits an implementation to cache stage 1 VMSAv8-64 and stage 2 PMSAv8-64 attributes as a common entry for the Secure EL1&0 translation regime.

Stage 1 VMSAv8-64 is permitted to cache stage 2 PMSAv8-64 MPU configuration as a part of the translation process. Visibility of stage 2 MPU updates for stage 1 VMSAv8-64 contexts requires associated TLB invalidation for stage 2. The stage 2 TLB invalidation is not required to apply to caching structures that combine stage 1 and stage 2 attributes.

D1.6.3 See also

In the Arm Architecture Reference Manual

- A64 Instruction Set Overview.
- The A64 System Instruction Class.
- A64 System instructions for TLB maintenance.

Part E
A64 Instruction Set for Armv8-R AArch64

Chapter E1

A64 Instruction Set for Armv8-R AArch64

This chapter describes the instructions in Armv8-R AArch64. It contains the following sections:

- *Instruction encodings* on page E1-74.
- *A64 instructions in Armv8-R AArch64* on page E1-75.

E1.1 Instruction encodings

This section contains the encodings for the Armv8-R AArch64 instructions. The encodings in this section are decoded from the Branches, Exception Generating, and System instructions chapter of the *Arm® Architecture Reference Manual Armv8, for Armv8-A architecture profile*.

31	30	29	28	27	26	25	24	23	22	21	20	19	18	17	16	15	14	13	12	11	8	7	5	4	0
1	1	0	1	0	1	0	1	0	0	0	0	0	0	1	1	0	0	1	1		CRm		op2		Rt

Table E1-1 Decode fields and Instructions

Decode fields			Instruction Details
CRm	op2	Rt	
-	000	-	Unallocated
-	001	!= 11111	Unallocated
-	010	11111	CLREX
-	101	11111	DMB
-	110	11111	ISB
-	111	!= 11111	Unallocated
-	111	11111	SB
!= 0x00	100	11111	DSB and DFB
0000	100	11111	SSBB
0001	011	-	Unallocated
001x	011	-	Unallocated
01xx	011	-	Unallocated
0100	100	11111	PSSBB
1xxx	011	-	Unallocated

E1.2 A64 instructions in Armv8-R AArch64

This section describes the A64 instructions in Armv8-R AArch64.

For more information, see Definition of the Armv8 memory model in the *Arm® Architecture Reference Manual Armv8*, for *Armv8-A architecture profile*.

E1.2.1 DFB

Data Full Barrier is a memory barrier that ensures the completion of memory accesses. If executed at EL2, this instruction orders memory accesses irrespective of their Exception level or associated VMID. If executed at EL1 or EL0, this instruction behaves as DSB SY.

This instruction is an alias of the [DSB](#) instruction. This means that:

- The encodings in this description are named to match the encodings of [DSB](#).
- The description of [DSB](#) gives the operational pseudocode for this instruction.

31	30	29	28	27	26	25	24	23	22	21	20	19	18	17	16	15	14	13	12	11	8	7	6	5	4	3	2	1	0												
1	1	0	1	0	1	0	1	0	0	0	0	0	1	1	0	0	1	1	1	1	0	0	1	0	0	1	1	1	1	1											
																						CRm				opc															

Encoding

DFB

is equivalent to

DSB #12

and is always the preferred disassembly.

Operation

The description of [DSB](#) gives the operational pseudocode for this instruction.

E1.2.2 DMB

Data Memory Barrier is a memory barrier that ensures the ordering of observations of memory accesses, see *Data Memory Barrier (DMB)* in *Arm® Architecture Reference Manual Armv8, for Armv8-A architecture profile*.

The ordering requirements of Data Memory Barrier instruction is as follows:

- EL1 and EL0 memory accesses are ordered only with respect to memory accesses using the same VMID.
- EL2 memory accesses are ordered only with respect to other EL2 memory accesses.

31	30	29	28	27	26	25	24	23	22	21	20	19	18	17	16	15	14	13	12	11	8	7	6	5	4	3	2	1	0
1	1	0	1	0	1	0	1	0	0	0	0	0	1	1	0	0	1	1	CRm	1	0	1	1	1	1	1	1	1	1

opc

Encoding

DMB <option>|<imm>

Decode for this encoding

```

MBReqDomain domain;
MBReqTypes types;
case CRm<3:2> of
    when '00' domain = MBReqDomain_OuterShareable;
    when '01' domain = MBReqDomain_Nonshareable;
    when '10' domain = MBReqDomain_InnerShareable;
    when '11' domain = MBReqDomain_FullSystem;
case CRm<1:0> of
    when '00' types = MBReqTypes_All; domain = MBReqDomain_FullSystem;
    when '01' types = MBReqTypes_Reads;
    when '10' types = MBReqTypes_Writes;
    when '11' types = MBReqTypes_All;

```

Assembler symbols

<option>	Specifies the limitation on the barrier operation. Values are:
SY	Full system is the required shareability domain, reads and writes are the required access types, both before and after the barrier instruction. This option is referred to as the full system barrier. Encoded as CRm = 0b1111.
ST	Full system is the required shareability domain, writes are the required access type, both before and after the barrier instruction. Encoded as CRm = 0b1110.
LD	Full system is the required shareability domain, reads are the required access type before the barrier instruction, and reads and writes are the required access types after the barrier instruction. Encoded as CRm = 0b1101.
ISH	Inner Shareable is the required shareability domain, reads and writes are the required access types, both before and after the barrier instruction. Encoded as CRm = 0b1011.
ISHST	Inner Shareable is the required shareability domain, writes are the required access type, both before and after the barrier instruction. Encoded as CRm = 0b1010.
ISHLD	Inner Shareable is the required shareability domain, reads are the required access type before the barrier instruction, and reads and writes are the required access types after the barrier instruction. Encoded as CRm = 0b1001.
NSH	Non-shareable is the required shareability domain, reads and writes are the required access, both before and after the barrier instruction. Encoded as CRm = 0b0111.

NSHST	Non-shareable is the required shareability domain, writes are the required access type, both before and after the barrier instruction. Encoded as CRm = 0b0110.
NSHLD	Non-shareable is the required shareability domain, reads are the required access type before the barrier instruction, and reads and writes are the required access types after the barrier instruction. Encoded as CRm = 0b0101.
OSH	Outer Shareable is the required shareability domain, reads and writes are the required access types, both before and after the barrier instruction. Encoded as CRm = 0b0011.
OSHST	Outer Shareable is the required shareability domain, writes are the required access type, both before and after the barrier instruction. Encoded as CRm = 0b0010.
OSHLD	Outer Shareable is the required shareability domain, reads are the required access type before the barrier instruction, and reads and writes are the required access types after the barrier instruction. Encoded as CRm = 0b0001.

All other encodings of CRm that are not listed above are reserved, and can be encoded using the #<imm> syntax. All unsupported and reserved options must execute as a full system barrier operation, but software must not rely on this behavior. For more information on whether an access is before or after a barrier instruction, see *Data Memory Barrier (DMB)* in *Arm® Architecture Reference Manual Armv8, for Armv8-A architecture profile* or see *Data Synchronization Barrier (DSB)* in *Arm® Architecture Reference Manual Armv8, for Armv8-A architecture profile*.

<imm> Is a 4-bit unsigned immediate, in the range 0 to 15, encoded in the "CRm" field.

Operation

```
vmid_sensitive = (PSTATE.EL != EL2) && (CRm<1:0> != '00');  
DataMemoryBarrier(domain, types, vmid_sensitive);
```

E1.2.3 DSB

Data Synchronization Barrier is a memory barrier that ensures the completion of memory accesses, see *Data Synchronization Barrier (DSB)* in *Arm® Architecture Reference Manual Armv8, for Armv8-A architecture profile*.

The ordering requirements of Data Synchronization Barrier instruction is as follows:

- EL1 and EL0 memory accesses are ordered only with respect to memory accesses using the same VMID.
- EL2 memory accesses are ordered only with respect to other EL2 memory accesses.

This instruction is used by the aliases [DFB](#), [PSSBB](#), and [SSBB](#). See *Alias conditions* for details of when each alias is preferred.

31	30	29	28	27	26	25	24	23	22	21	20	19	18	17	16	15	14	13	12	11	8	7	6	5	4	3	2	1	0
1	1	0	1	0	1	0	1	0	0	0	0	0	0	1	1	0	0	1	1	CRm	1	0	0	1	1	1	1	1	1

opc

Encoding

DSB <option>|<imm>

Decode for this encoding

```

MBReqDomain domain;
case CRm<3:2> of
    when '00' domain = MBReqDomain_OuterShareable;
    when '01' domain = MBReqDomain_Nonshareable;
    when '10' domain = MBReqDomain_InnerShareable;
    when '11' domain = MBReqDomain_FullSystem;

MBReqTypes types;
case CRm<1:0> of
    when '00' types = MBReqTypes_All; domain = MBReqDomain_FullSystem;
    when '01' types = MBReqTypes_Reads;
    when '10' types = MBReqTypes_Writes;
    when '11' types = MBReqTypes_All;

```

Alias conditions

Alias	is preferred when
DFB	CRm == '1100'
PSSBB	CRm == '0100'
SSBB	CRm == '0000'

Assembler symbols

<option>	Specifies the limitation on the barrier operation. Values are:
SY	Full system is the required shareability domain, reads and writes are the required access types, both before and after the barrier instruction. This option is referred to as the full system barrier. Encoded as CRm = 0b1111.
ST	Full system is the required shareability domain, writes are the required access type, both before and after the barrier instruction. Encoded as CRm = 0b1110.

LD	Full system is the required shareability domain, reads are the required access type before the barrier instruction, and reads and writes are the required access types after the barrier instruction. Encoded as CRm = 0b1101.
ISH	Inner Shareable is the required shareability domain, reads and writes are the required access types, both before and after the barrier instruction. Encoded as CRm = 0b1011.
ISHST	Inner Shareable is the required shareability domain, writes are the required access type, both before and after the barrier instruction. Encoded as CRm = 0b1010.
ISHLD	Inner Shareable is the required shareability domain, reads are the required access type before the barrier instruction, and reads and writes are the required access types after the barrier instruction. Encoded as CRm = 0b1001.
NSH	Non-shareable is the required shareability domain, reads and writes are the required access, both before and after the barrier instruction. Encoded as CRm = 0b0111.
NSHST	Non-shareable is the required shareability domain, writes are the required access type, both before and after the barrier instruction. Encoded as CRm = 0b0110.
NSHLD	Non-shareable is the required shareability domain, reads are the required access type before the barrier instruction, and reads and writes are the required access types after the barrier instruction. Encoded as CRm = 0b0101.
OSH	Outer Shareable is the required shareability domain, reads and writes are the required access types, both before and after the barrier instruction. Encoded as CRm = 0b0011.
OSHST	Outer Shareable is the required shareability domain, writes are the required access type, both before and after the barrier instruction. Encoded as CRm = 0b0010.
OSHLD	Outer Shareable is the required shareability domain, reads are the required access type before the barrier instruction, and reads and writes are the required access types after the barrier instruction. Encoded as CRm = 0b0001.

All other encodings of CRm, other than the values 0b0000 and 0b0100, that are not listed above are reserved, and can be encoded using the #<imm> syntax. All unsupported and reserved options must execute as a full system barrier operation, but software must not rely on this behavior. For more information on whether an access is before or after a barrier instruction, see *Data Memory Barrier (DMB)* in *Arm® Architecture Reference Manual Armv8, for Armv8-A architecture profile* or see *Data Synchronization Barrier (DSB)* in *Arm® Architecture Reference Manual Armv8, for Armv8-A architecture profile*.

———— **Note** —————

The value 0b0000 is used to encode SSBB and the value 0b0100 is used to encode PSSBB.

<imm> Is a 4-bit unsigned immediate, in the range 0 to 15, encoded in the "CRm" field.

Operation

```
vmid_sensitive = (PSTATE.EL != EL2) && (CRm<1:0> != '00');  
DataSynchronizationBarrier(domain, types, vmid_sensitive);
```


Part F

The A64 System Instructions

Chapter F1

The A64 System Instructions

This chapter describes the A64 System instruction class, and the System instruction class encoding space, that is a subset of the System registers encoding space. It contains the following section:

- [System instructions on page F1-84.](#)

F1.1 System instructions

The Armv8-R AArch64 architecture supports all System instructions defined by Armv8-A. The behavior of these instructions is the same as that in Armv8-A with no EL3. The MPU register updates are guaranteed to be visible to all PMSAv8-64 translation regimes following a Context synchronization event operation.

F1.1.1 Address translation instructions

In PMSAv8-64, the VA, IPA, and PA are all the same and translation operations are reduced to memory attributes, security checks, and permission checks. If multiple memory regions are enabled in a 4KB memory boundary, AT instruction gives correct memory region attributes in a successful transaction and PAR_EL1 provides only 4KB memory boundary aligned address.

For more information, see *A64 Instruction Set Overview* and *The A64 System Instruction Class* chapters of the *Arm® Architecture Reference Manual Armv8*, for *Armv8-A architecture profile*.

Part G

Armv8-R AArch64 System Registers

Chapter G1

System Registers in a PMSA Implementation

This chapter describes the system control registers in a PMSA implementation. The registers are described in alphabetical order. It contains the following sections:

- *System register groups* on page G1-88.
- *Accessing MPU memory region registers* on page G1-91.
- *General system control registers* on page G1-92.
- *Debug registers* on page G1-232.
- *Performance Monitors registers* on page G1-249.

G1.1 System register groups

System registers provide control and status information of architected features. Armv8-R AArch64 System registers are grouped according to whether they only exist in the Armv8-R AArch64 profile or whether they have been modified from the equivalent Armv8-A System registers. All other registers are described in *Arm® Architecture Reference Manual Armv8, for Armv8-A architecture profile*.

Table G1-1 lists the Armv8-R AArch64 registers.

Table G1-1 Alphabetical index of Armv8-R AArch64 registers

Register	Description
MPUIR_EL1	MPU Type Register (EL1)
MPUIR_EL2	MPU Type Register (EL2)
PRBAR_EL1	Protection Region Base Address Register (EL1)
PRBAR_EL2	Protection Region Base Address Register (EL2)
PRBAR<n>_EL1	Protection Region Base Address Register n (EL1)
PRBAR<n>_EL2	Protection Region Base Address Register n (EL2)
PRENR_EL1	Protection Region Enable Register (EL1)
PRENR_EL2	Protection Region Enable Register (EL2)
PRLAR_EL1	Protection Region Limit Address Register (EL1)
PRLAR_EL2	Protection Region Limit Address Register (EL2)
PRLAR<n>_EL1	Protection Region Limit Address Register n (EL1)
PRLAR<n>_EL2	Protection Region Limit Address Register n (EL2)
PRSELR_EL1	Protection Region Selection Register (EL1)
PRSELR_EL2	Protection Region Selection Register (EL2)
VSCTLR_EL2	Virtualization System Control Register (EL2)

Table G1-2 lists the modified AArch64 registers.

Table G1-2 Alphabetical index of modified AArch64 System registers

Register	Description
CPACR_EL1	Architectural Feature Access Control Register
CPTR_EL2	Architectural Feature Trap Register (EL2)
DBGBCR<n>_EL1	Debug Breakpoint Control Registers
HCR_EL2	Hypervisor Configuration Register
ID_AA64DFR0_EL1	AArch64 Debug Feature Register 0
ID_AA64ISAR0_EL1	AArch64 Instruction Set Attribute Register 0
ID_AA64ISAR1_EL1	AArch64 Instruction Set Attribute Register 1
ID_AA64MMFR0_EL1	AArch64 Memory Model Feature Register 0

Table G1-2 Alphabetical index of modified AArch64 System registers (continued)

Register	Description
ID_AA64MMFR1_EL1	AArch64 Memory Model Feature Register 1
ID_AA64MMFR2_EL1	AArch64 Memory Model Feature Register 2
ID_AA64PFR0_EL1	AArch64 Processor Feature Register 0
ID_AA64PFR1_EL1	AArch64 Processor Feature Register 1
MAIR_EL1	Memory Attribute Indirection Register (EL1)
MAIR_EL2	Memory Attribute Indirection Register (EL2)
MDCR_EL2	Monitor Debug Configuration Register (EL2)
MDSCR_EL1	Monitor Debug System Control Register
PMCCFILTR_EL0	Performance Monitors Cycle Count Filter Register
PMCR_EL0	Performance Monitors Control Register
PMEVTYPER<n>_EL0	Performance Monitors Event Type Registers
SCTLR_EL1	System Control Register (EL1)
SCTLR_EL2	System Control Register (EL2)
TCR_EL1	Translation Control Register (EL1)
TCR_EL2	Translation Control Register (EL2)
TTBR0_EL1	Translation Table Base Register 0 (EL1)
VTCR_EL2	Virtualization Translation Control Register
VSTCR_EL2	Virtualization Secure Translation Control Register

Note

In PMSAv8-64, only level 0 Permission faults are supported in ESR_ELx. {IFSC, DFSC} and PAR_EL1.FST.

Table G1-3 lists the external registers.

Table G1-3 Alphabetical index of modified external registers

Register	Description
DBGBCR<n>_EL1	Debug Breakpoint Control Registers
EDAA32PFR	External Debug Auxiliary Processor Feature Register
EDDEVARCH	External Debug Device Architecture Register
EDPFR	External Debug Processor Feature Register
PMCCFILTR_EL0	Performance Monitors Cycle Counter Filter Register
PMCR_EL0	Performance Monitors Control Register
PMEVTYPER<n>_EL0	Performance Monitors Event Type Registers

Table G1-4 lists the Armv8-A System registers that are not supported in Armv8-R AArch64.

Table G1-4 Alphabetical index of System registers that are not supported in Armv8-R AArch64

Register	Description
VSTTBR_EL2	Virtualization Secure Translation Table Base Register
VTTBR_EL2	Virtualization Translation Table Base Register
TTBR0_EL2	Translation Table Base Register 0 (EL2)
TTBR1_EL2	Translation Table Base Register 1 (EL2)
TTBR1_EL1	Translation Table Base Register 1 (EL1) ^a

a. [TTBR1_EL1](#) is present only if the VMSAv8-64 extension is supported.

Note

The exceptions caused by an EL1 register access being UNDEFINEDis at priority level 18. Hence, any exception taken to EL2 because of [HCR_EL2](#). {TID1, TVM, TRVM} trap controls, has higher priority, priority level 16. The [VSCTLR_EL2](#) register reuses the encoding of TTBR0_EL2 in Armv8-A.

Table G1-5 disambiguates the general names of the PMSA memory region registers used in this chapter.

Table G1-5 Disambiguation of PMSA memory region registers by Exception level

General form	EL0	EL1	EL2
PRBAR<n>_ELx	-	PRBAR<n>_EL1	PRBAR<n>_EL2
PRBAR_ELx	-	PRBAR_EL1	PRBAR_EL2
PRLAR<n>_ELx	-	PRLAR<n>_EL1	PRLAR<n>_EL2
PRLAR_ELx	-	PRLAR_EL1	PRLAR_EL2
PRSELR_ELx	-	PRSELR_EL1	PRSELR_EL2
MPUIR_ELx	-	MPUIR_EL1	MPUIR_EL2
SCTLR_ELx	-	SCTLR_EL1	SCTLR_EL2

G1.1.1 See also

In the Arm Architecture Reference Manual

- AArch64 System Register Descriptions.

G1.2 Accessing MPU memory region registers

The MPU memory region in PMSAv8-64 is defined by a set of registers, `PRBAR_ELx` and `PRLAR_ELx`. These registers define the memory region base address, memory region size, and memory attributes. Each MPU region can be independently configured and the `MPUIR_ELx` register identifies the actual number of implemented regions.

The MPU provides two register interfaces to program the MPU regions:

- Access to any of the MPU regions via `PRSELR_ELx`, `PRBAR<n>_ELx`, and `PRLAR<n>_ELx`.
- Access to MPU regions at offsets from the aligned value of `PRSELR_ELx.REGION` via `PRBAR_ELx` and `PRLAR_ELx`.

When $n=0$, the encoding of `PRBAR<n>_ELx` and `PRLAR<n>_ELx` corresponds to `PRBAR_ELx` and `PRLAR_ELx` respectively.

When $n \neq 0$, then the encoding of `PRBAR<n>_ELx` and `PRLAR<n>_ELx` corresponds to the configuration of m -th MPU region:

$$m = r : n$$

where $r = \text{PRSELR_ELx.REGION}\langle 7:4 \rangle$ and
 $n \text{ IN } \{0..15\}$

Access to MPU region registers beyond the number of implemented regions is **CONSTRAINED UNPREDICTABLE**. The value of n can be between 0 and 15 and is encoded using the `CRm` and `op2` fields.

Table G1-6 Register encoding scheme for `PRBAR<n>_ELx` and `PRLAR<n>_ELx`

Register	CRm	op2
<code>PRBAR<n>_ELx</code>	1:n<3:1>	n<0>:00
<code>PRLAR<n>_ELx</code>	1:n<3:1>	n<0>:01

G1.3 General system control registers

This section lists the System registers in Armv8-R AArch64 that are not part of one of the other listed groups.

G1.3.1 CPACR_EL1, Architectural Feature Access Control Register

The CPACR_EL1 characteristics are:

Purpose

Controls access to trace, and Advanced SIMD and floating-point functionality.


Configurations

When EL2 is implemented and enabled in the current Security state and [HCR_EL2](#).{E2H, TGE} == {1, 1}, the fields in this register have no effect on execution at EL0 and EL1. In this case, the controls provided by [CPTR_EL2](#) are used.

Attributes

CPACR_EL1 is a 64-bit register.

Field descriptions



Bits [63:29]

Reserved, RES0.

TTA, bit [28]

Traps EL0 and EL1 System register accesses to all implemented trace registers from both Execution states to EL1, or to EL2 when it is implemented and enabled in the current Security state and [HCR_EL2](#).TGE is 1, as follows:

- In AArch64 state, accesses to trace registers are trapped, reported using ESR_ELx.EC value 0x18.
- In AArch32 state, MRC and MCR accesses to trace registers are trapped, reported using ESR_ELx.EC value 0x05.
- In AArch32 state, MRRC and MCRR accesses to trace registers are trapped, reported using ESR_ELx.EC value 0x0C.

0b0 This control does not cause any instructions to be trapped.

0b1 This control causes EL0 and EL1 System register accesses to all implemented trace registers to be trapped.

Note

- The ETMv4 architecture does not permit EL0 to access the trace registers. If the trace unit implements FEAT_ETMv4, EL0 accesses to the trace registers are UNDEFINED, and any resulting exception is higher priority than an exception that would be generated because the value of [CPACR_EL1](#).TTA is 1.
- The Armv8-A architecture does not provide traps on trace register accesses through the optional memory-mapped interface.

System register accesses to the trace registers can have side-effects. When a System register access is trapped, any side-effects that are normally associated with the access do not occur before the exception is taken.

If System register access to the trace functionality is not implemented, this bit is RES0.

The reset behavior of this field is:

- On a Warm reset, this field resets to an architecturally UNKNOWN value.

Bits [27:22]

Reserved, RES0.

FPEN, bits [21:20]

Traps execution at EL1 and EL0 of instructions that access the Advanced SIMD and floating-point registers from both Execution states to EL1, reported using ESR_ELx.EC value 0x07, or to EL2 reported using ESR_ELx.EC value 0x00 when EL2 is implemented and enabled in the current Security state and HCR_EL2.TGE is 1, as follows:

- In AArch64 state, accesses to FPCR, FPSR, any of the SIMD and floating-point registers V0-V31, including their views as D0-D31 registers or S0-31 registers.
- In AArch32 state, FPSCR, and any of the SIMD and floating-point registers Q0-15, including their views as D0-D31 registers or S0-31 registers.

- 0b00 This control causes execution of these instructions at EL1 and EL0 to be trapped.
- 0b01 This control causes execution of these instructions at EL0 to be trapped, but does not cause execution of any instructions at EL1 to be trapped.
- 0b10 This control causes execution of these instructions at EL1 and EL0 to be trapped.
- 0b11 This control does not cause execution of any instructions to be trapped.

Writes to MVFR0, MVFR1, and MVFR2 from EL1 or higher are CONstrained UNPREDICTABLE and whether these accesses can be trapped by this control depends on implemented CONstrained UNPREDICTABLE behavior.

Note

- Attempts to write to the FPSID count as use of the registers for accesses from EL1 or higher.
- Accesses from EL0 to FPSID, MVFR0, MVFR1, MVFR2, and FPEXC are UNDEFINED, and any resulting exception is higher priority than an exception that would be generated because the value of CPACR_EL1.FPEN is not 0b11.

The reset behavior of this field is:

- On a Warm reset, this field resets to an architecturally UNKNOWN value.

Bits [19:0]

Reserved, RES0.

Accessing CPACR_EL1

When HCR_EL2.E2H is 1, without explicit synchronization, access from EL3 using the mnemonic CPACR_EL1 or CPACR_EL12 are not guaranteed to be ordered with respect to accesses using the other mnemonic.

Accesses to this register use the following encodings in the System register encoding space:

MRS <Xt>, CPACR_EL1

op0	op1	CRn	CRm	op2
0b11	0b000	0b0001	0b0000	0b010

```

if PSTATE.EL == EL0 then
    UNDEFINED;
elseif PSTATE.EL == EL1 then
    if CPTR_EL2.TCPAC == '1' then
        AArch64.SystemAccessTrap(EL2, 0x18);
    
```

```

else
    X[t, 64] = CPACR_EL1;
elseif PSTATE.EL == EL2 then
    X[t, 64] = CPACR_EL1;

```

MSR CPACR_EL1, <Xt>

op0	op1	CRn	CRm	op2
0b11	0b000	0b0001	0b0000	0b010

```

if PSTATE.EL == EL0 then
    UNDEFINED;
elseif PSTATE.EL == EL1 then
    if CPTR_EL2.TCPAC == '1' then
        AArch64.SystemAccessTrap(EL2, 0x18);
    else
        CPACR_EL1 = X[t, 64];
elseif PSTATE.EL == EL2 then
    CPACR_EL1 = X[t, 64];

```

G1.3.2 CPTR_EL2, Architectural Feature Trap Register (EL2)

The CPTR_EL2 characteristics are:

Purpose

Controls trapping to EL2 of accesses to CPACR, CPACR_EL1, trace, Activity Monitor, and Advanced SIMD and floating-point functionality.

Configurations

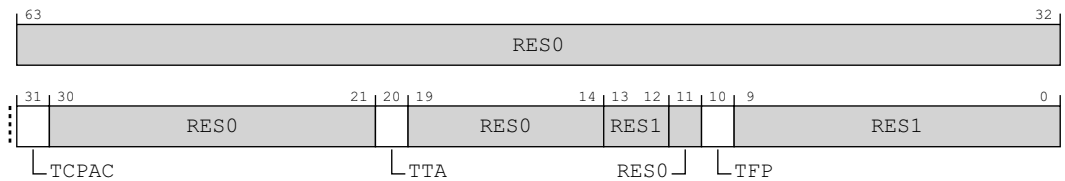
If EL2 is not implemented, this register is RES0 from EL3.

This register has no effect if EL2 is not enabled in the current Security state.

Attributes

CPTR_EL2 is a 64-bit register.

Field descriptions



This format applies in all Armv8.0 implementations.

Bits [63:32]

Reserved, RES0.

TCPAC, bit [31]

In AArch64 state, traps accesses to CPACR_EL1 from EL1 to EL2, when EL2 is enabled in the current Security state. The exception is reported using ESR_ELx.EC value 0x18.

In AArch32 state, traps accesses to CPACR from EL1 to EL2, when EL2 is enabled in the current Security state. The exception is reported using ESR_ELx.EC value 0x03.

0b0 This control does not cause any instructions to be trapped.

0b1 EL1 accesses to CPACR_EL1 and CPACR are trapped to EL2, when EL2 is enabled in the current Security state.

When HCR_EL2.TGE is 1, this control does not cause any instructions to be trapped.

———— Note ————

CPACR_EL1 and CPACR are not accessible at EL0.

The reset behavior of this field is:

- On a Warm reset, this field resets to an architecturally UNKNOWN value.

Bits [30:21]

Reserved, RES0.

TTA, bit [20]

Traps System register accesses to all implemented trace registers from both Execution states to EL2, when EL2 is enabled in the current Security state, as follows:

- In AArch64 state, accesses to trace registers with op0=2, op1=1, and CRn<0b1000 are trapped to EL2, reported using EC syndrome value 0x18.

0b0 This control does not cause any instructions to be trapped.

0b1 Any attempt at EL0, EL1, or EL2, to execute a System register access to an implemented trace register is trapped to EL2, when EL2 is enabled in the current Security state, unless it is trapped by CPACR.TRCDIS or CPACR_EL1.TTA.

Note

- The ETMv4 architecture does not permit EL0 to access the trace registers. If the trace unit implements FEAT_ETMv4, EL0 accesses to the trace registers are UNDEFINED, and any resulting exception is higher priority than an exception that would be generated because the value of CPTR_EL2.TTA is 1.
- EL2 does not provide traps on trace register accesses through the optional memory-mapped interface.

System register accesses to the trace registers can have side-effects. When a System register access is trapped, any side-effects that are normally associated with the access do not occur before the exception is taken.

If System register access to the trace functionality is not supported, this bit is RES0.

The reset behavior of this field is:

- On a Warm reset, this field resets to an architecturally UNKNOWN value.

Bits [19:14]

Reserved, RES0.

Bits [13:12]

Reserved, RES1.

Bit [11]

Reserved, RES0.

TFP, bit [10]

Traps execution of instructions which access the Advanced SIMD and floating-point functionality, from both Execution states to EL2, when EL2 is enabled in the current Security state, as follows:

- In AArch64 state, accesses to the following registers are trapped to EL2, reported using ESR_ELx.EC value 0x07:
 - FPCR, FPSR, FPEXC32_EL2, any of the SIMD and floating-point registers V0-V31, including their views as D0-D31 registers or S0-31 registers.
- In AArch32 state, accesses to the following registers are trapped to EL2, reported using ESR_ELx.EC value 0x07:
 - MVFR0, MVFR1, MVFR2, FPSCR, FPEXC, and any of the SIMD and floating-point registers Q0-15, including their views as D0-D31 registers or S0-31 registers. For the purposes of this trap, the architecture defines a VMSR access to FPSID from EL1 or higher as an access to a SIMD and floating-point register. Otherwise, permitted VMSR accesses to FPSID are ignored.

0b0 This control does not cause execution of any instructions to be trapped.

0b1 This control causes execution of these instructions at EL2, EL1, and EL0 to be trapped.

Note

FPEXC32_EL2 is not accessible from EL0 using AArch64.

FPSID, MVFR0, MVFR1, and FPEXC are not accessible from EL0 using AArch32.

The reset behavior of this field is:

- On a Warm reset, this field resets to an architecturally UNKNOWN value.

Bits [9:0]

Reserved, RES1.

Accessing CPTR_EL2

Accesses to this register use the following encodings in the System register encoding space:

MRS <Xt>, CPTR_EL2

op0	op1	CRn	CRm	op2
0b11	0b100	0b0001	0b0001	0b010

```
if PSTATE.EL == EL0 then
    UNDEFINED;
elseif PSTATE.EL == EL1 then
    UNDEFINED;
elseif PSTATE.EL == EL2 then
    X[t, 64] = CPTR_EL2;
```

MSR CPTR_EL2, <Xt>

op0	op1	CRn	CRm	op2
0b11	0b100	0b0001	0b0001	0b010

```
if PSTATE.EL == EL0 then
    UNDEFINED;
elseif PSTATE.EL == EL1 then
    UNDEFINED;
elseif PSTATE.EL == EL2 then
    CPTR_EL2 = X[t, 64];
```

MRS <Xt>, CPACR_EL1

op0	op1	CRn	CRm	op2
0b11	0b000	0b0001	0b0000	0b010

```
if PSTATE.EL == EL0 then
    UNDEFINED;
elseif PSTATE.EL == EL1 then
    if CPTR_EL2.TCPAC == '1' then
        AArch64.SystemAccessTrap(EL2, 0x18);
    else
        X[t, 64] = CPACR_EL1;
elseif PSTATE.EL == EL2 then
    X[t, 64] = CPACR_EL1;
```

MSR CPACR_EL1, <Xt>

op0	op1	CRn	CRm	op2
0b11	0b000	0b0001	0b0000	0b010

```
if PSTATE.EL == EL0 then
    UNDEFINED;
elsif PSTATE.EL == EL1 then
    if CPTR_EL2.TCPAC == '1' then
        AArch64.SystemAccessTrap(EL2, 0x18);
    else
        CPACR_EL1 = X[t, 64];
    elsif PSTATE.EL == EL2 then
        CPACR_EL1 = X[t, 64];
```

G1.3.3 HCR_EL2, Hypervisor Configuration Register

The HCR_EL2 characteristics are:

Purpose

Provides configuration controls for virtualization, including defining whether various operations are trapped to EL2.

Configurations

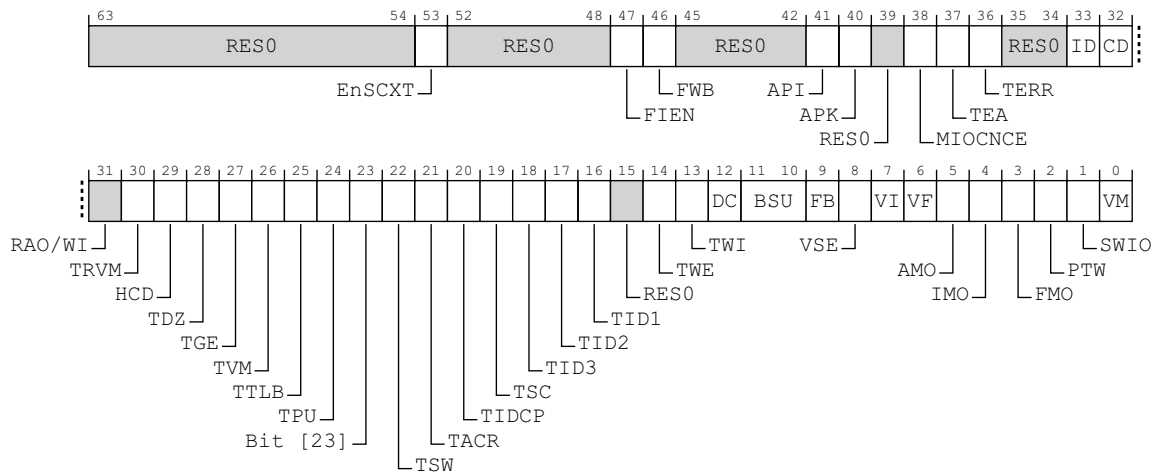
If EL2 is not implemented, this register is RES0 from EL3.

The bits in this register behave as if they are 0 for all purposes other than direct reads of the register if EL2 is not enabled in the current Security state.

Attributes

HCR_EL2 is a 64-bit register.

Field descriptions



Bits [63:54]

Reserved, RES0.

EnSCXT, bit [53]

When FEAT_CSV2_2 is implemented or FEAT_CSV2_1p2 is implemented:

Enable Access to the SCXTNUM_EL1 and SCXTNUM_EL0 registers. The defined values are:

0b0 When HCR_EL2.E2H is 0 or HCR_EL2.TGE is 0, and EL2 is enabled in the current Security state, EL1 and EL0 access to SCXTNUM_EL0 and EL1 access to SCXTNUM_EL1 is disabled by this mechanism, causing an exception to EL2, and the values of these registers to be treated as 0.

When HCR_EL2.{E2H, TGE} is {1, 1} and EL2 is enabled in the current Security state, EL0 access to SCXTNUM_EL0 is disabled by this mechanism, causing an exception to EL2, and the value of this register to be treated as 0.

0b1 This control does not cause accesses to SCXTNUM_EL0 or SCXTNUM_EL1 to be trapped.

When FEAT_VHE is implemented, and the value of HCR_EL2.{E2H, TGE} is {1,1}, this bit has no effect on execution at EL0.

The reset behavior of this field is:

- On a Warm reset, this field resets to an architecturally UNKNOWN value.

Otherwise:

Reserved, RES0.

Bits [52:48]

Reserved, RES0.

FIEN, bit [47]

When FEAT_RASv1p1 is implemented:

Fault Injection Enable. Unless this bit is set to 1, accesses to the ERXPFPCDN_EL1, ERXPFPGCTL_EL1, and ERXPFPGF_EL1 registers from EL1 generate a Trap exception to EL2, when EL2 is enabled in the current Security state, reported using EC syndrome value 0x18.

0b0 Accesses to the specified registers from EL1 are trapped to EL2, when EL2 is enabled in the current Security state.

0b1 This control does not cause any instructions to be trapped.

If EL2 is disabled in the current Security state, the Effective value of HCR_EL2.FIEN is 0b1.

If ERRIDR_EL1.NUM is zero, meaning no error records are implemented, or no error record accessible using System registers is owned by a node that implements the RAS Common Fault Injection Model Extension, then this bit might be RES0.

The reset behavior of this field is:

- On a Warm reset, this field resets to an architecturally UNKNOWN value.

Otherwise:

Reserved, RES0.

FWB, bit [46]

When FEAT_S2FWB is implemented:

Forced Write-Back. Defines the combined cacheability attributes in a 2 stage translation regime.

0b0 When this bit is 0, then:

- The combination of stage 1 and stage 2 translations on memory type and cacheability attributes are as described in the Armv8.0 architecture. For more information, see 'Combining the stage 1 and stage 2 attributes, EL1&0 translation regime'.
- The encoding of the stage 2 memory type and cacheability attributes is derived from MAIR_EL2 register, as described in the Armv8-R AArch64 architecture.

0b1 When this bit is 1, then:

- The inner and outer memory attributes for stage 2 EL1&0 translation regime must be the same with the same encoding, otherwise, the combined attribute is UNKNOWN.
- If stage 2 EL1&0 translation regime memory attribute is Write-Back with MAIR_EL2.Attr[7:6] = 0b11, then the combined attribute is Normal Write-Back. For all other encodings, the combination of stage 1 and stage 2 translations on memory type and cacheability attributes are as described in the Armv8.0 architecture.

This bit is permitted to be cached in a TLB.

The reset behavior of this field is:

- On a Warm reset, this field resets to an architecturally UNKNOWN value.

Otherwise:

Reserved, RES0.

Bits [45:42]

Reserved, RES0.

API, bit [41]

When FEAT_PAuth is implemented:

Controls the use of instructions related to Pointer Authentication:

- In EL0, when $HCR_EL2.TGE=0$ or $HCR_EL2.E2H=0$, and the associated `SCTLR_EL1.En<N><M>=1`.
- In EL1, the associated `SCTLR_EL1.En<N><M>=1`.

Traps are reported using EC syndrome value `0x09`. The Pointer Authentication instructions trapped are:

- AUTDA, AUTDB, AUTDZA, AUTDZB, AUTIA, AUTIA1716, AUTIASP, AUTIAZ, AUTIB, AUTIB1716, AUTIBSP, AUTIBZ, AUTIZA, AUTIZB.
- PACGA, PACDA, PACDB, PACDZA, PACDZB, PACIA, PACIA1716, PACIASP, PACIAZ, PACIB, PACIB1716, PACIBSP, PACIBZ, PACIZA, PACIZB.
- RETAA, RETAB, BRAA, BRAB, BLRAA, BLRAB, BRAAZ, BRABZ, BLRAAZ, BLRABZ.
- ERETAA, ERETAB, LDRAA, and LDRAB.

`0b0` The instructions related to Pointer Authentication are trapped to EL2, when EL2 is enabled in the current Security state and the instructions are enabled for the EL1&0 translation regime, from:

- EL0 when $HCR_EL2.TGE=0$ or $HCR_EL2.E2H=0$.
- EL1.

If $HCR_EL2.NV$ is 1, the $HCR_EL2.NV$ trap takes precedence over the $HCR_EL2.API$ trap for the ERETAA and ERETAB instructions.

If EL2 is implemented and enabled in the current Security state and $HFGITR_EL2.ERET = 1$, execution at EL1 using AArch64 of ERETAA or ERETAB instructions is reported with EC syndrome value `0x1A` with its associated ISS field, as the fine-grained trap has higher priority than the $HCR_EL2.API = 0$.

`0b1` This control does not cause any instructions to be trapped.

If FEAT_PAuth is implemented but EL2 is not implemented or disabled in the current Security state, the system behaves as if this bit is 1.

The reset behavior of this field is:

- On a Warm reset, this field resets to an architecturally UNKNOWN value.

Otherwise:

Reserved, RES0.

APK, bit [40]

When FEAT_PAuth is implemented:

Trap registers holding "key" values for Pointer Authentication. Traps accesses to the following registers from EL1 to EL2, when EL2 is enabled in the current Security state, reported using EC syndrome value `0x18`:

- APIAKEYLO_EL1, APIAKEYHI_EL1, APIBKEYLO_EL1, APIBKEYHI_EL1, APDAKEYLO_EL1, APDAKEYHI_EL1, APDBKEYLO_EL1, APDBKEYHI_EL1, APGAKEYLO_EL1, and APGAKEYHI_EL1.

`0b0` Access to the registers holding "key" values for pointer authentication from EL1 are trapped to EL2, when EL2 is enabled in the current Security state.

`0b1` This control does not cause any instructions to be trapped.

Note

If FEAT_PAuth is implemented but EL2 is not implemented or is disabled in the current Security state, the system behaves as if this bit is 1.

The reset behavior of this field is:

- On a Warm reset, this field resets to an architecturally UNKNOWN value.

Otherwise:

Reserved, RES0.

Bit [39]

Reserved, RES0.

MIOCNCEN, bit [38]

Mismatched Inner/Outer Cacheable Non-Coherency Enable, for the EL1&0 translation regimes.

0b0 For the EL1&0 translation regimes, for permitted accesses to a memory location that use a common definition of the Shareability and Cacheability of the location, there must be no loss of coherency if the Inner Cacheability attribute for those accesses differs from the Outer Cacheability attribute.

0b1 For the EL1&0 translation regimes, for permitted accesses to a memory location that use a common definition of the Shareability and Cacheability of the location, there might be a loss of coherency if the Inner Cacheability attribute for those accesses differs from the Outer Cacheability attribute.

For more information, see 'Mismatched memory attributes'.

This field can be implemented as RAZ/WI.

When FEAT_VHE is implemented, and the value of HCR_EL2.{E2H, TGE} is {1, 1}, the PE ignores the value of this field for all purposes other than a direct read of this field.

The reset behavior of this field is:

- On a Warm reset, this field resets to an architecturally UNKNOWN value.

TEA, bit [37]

When FEAT_RAS is implemented:

Route synchronous External abort exceptions to EL2.

0b0 This control does not cause exceptions to be routed from EL0 and EL1 to EL2.

0b1 Route synchronous External abort exceptions from EL0 and EL1 to EL2, when EL2 is enabled in the current Security state, if not routed to EL3.

The reset behavior of this field is:

- On a Warm reset, this field resets to an architecturally UNKNOWN value.

Otherwise:

Reserved, RES0.

TERR, bit [36]

When FEAT_RAS is implemented:

Trap Error record accesses. Trap accesses to the RAS error registers from EL1 to EL2 as follows:

- If EL1 is using AArch64 state, accesses to the following registers are trapped to EL2, reported using EC syndrome value 0x18:
 - ERRIDR_EL1, ERRSELR_EL1, ERXADDR_EL1, ERXCTLR_EL1, ERXFR_EL1, ERXMISC0_EL1, ERXMISC1_EL1, and ERXSTATUS_EL1.
 - When FEAT_RASv1p1 is implemented, ERXMISC2_EL1, and ERXMISC3_EL1.

0b0 This control does not cause any instructions to be trapped.

0b1 Accesses to the specified registers from EL1 generate a Trap exception to EL2, when EL2 is enabled in the current Security state.

The reset behavior of this field is:

- On a Warm reset, this field resets to an architecturally UNKNOWN value.

Otherwise:

Reserved, RES0.

Bits [35:34]

Reserved, RES0.

ID, bit [33]

Stage 2 Instruction access cacheability disable. For the EL1&0 translation regime, when EL2 is enabled in the current Security state and $HCR_EL2.VM==1$, this control forces all stage 2 translations for instruction accesses to Normal memory to be Non-cacheable.

———— **Note** —————

The behavior is the same irrespective of whether the instruction accesses are to an MPU region or Background region.

0b0 This control has no effect on stage 2 of the EL1&0 translation regime.

0b1 Forces all stage 2 translations for instruction accesses to Normal memory to be Non-cacheable.

This bit has no effect on the EL2, EL2&0, or EL3 translation regimes.

When FEAT_VHE is implemented, and the value of $HCR_EL2.\{E2H, TGE\}$ is {1, 1}, the PE ignores the value of this field for all purposes other than a direct read of this field.

The reset behavior of this field is:

- On a Warm reset, this field resets to an architecturally UNKNOWN value.

CD, bit [32]

Stage 2 Data access cacheability disable. For the EL1&0 translation regime, when EL2 is enabled in the current Security state and $HCR_EL2.VM==1$, this control forces all stage 2 translations for data accesses and translation table walks to Normal memory to be Non-cacheable.

———— **Note** —————

The behavior is same irrespective of whether the data accesses is to MPU region or Background region.

0b0 This control has no effect on stage 2 of the EL1&0 translation regime for data accesses and translation table walks.

0b1 Forces all stage 2 translations for data accesses and translation table walks to Normal memory to be Non-cacheable.

This bit has no effect on the EL2, EL2&0, or EL3 translation regimes.

When FEAT_VHE is implemented, and the value of $HCR_EL2.\{E2H, TGE\}$ is {1, 1}, the PE ignores the value of this field for all purposes other than a direct read of this field.

The reset behavior of this field is:

- On a Warm reset, this field resets to an architecturally UNKNOWN value.

Bit [31]

Reserved, RAO/WI.

TRVM, bit [30]

Trap Reads of Virtual Memory controls. Traps EL1 reads of the virtual memory control registers to EL2, when EL2 is enabled in the current Security state, as follows:

- If EL1 is using AArch64 state, the following registers are trapped to EL2 and reported using EC syndrome value 0x18.

— [SCTLR_EL1](#), [TTBR0_EL1](#), [TTBR1_EL1](#), [TCR_EL1](#), [ESR_EL1](#), [FAR_EL1](#),
[AFSR0_EL1](#), [AFSR1_EL1](#), [MAIR_EL1](#), [AMAIR_EL1](#), [CONTEXTIDR_EL1](#).

- If EL1 is in PMSAv8-64 context, the following registers are also trapped to EL2 and reported using EC syndrome value 0x18 - [PRENR_EL1](#), [PRSELR_EL1](#), [PRBAR_EL1](#), [PRBAR<n>_EL1](#), [PRLAR_EL1](#), [PRLAR<n>_EL1](#).

- 0b0 This control does not cause any instructions to be trapped.
- 0b1 EL1 read accesses to the specified Virtual Memory controls are trapped to EL2, when EL2 is enabled in the current Security state.

When HCR_EL2.TGE is 1, the PE ignores the value of this field for all purposes other than a direct read of this field.

———— **Note** ————

EL2 provides a second stage of address translation, that a hypervisor can use to remap the address map defined by a Guest OS. In addition, a hypervisor can trap attempts by a Guest OS to write to the registers that control the memory system. A hypervisor might use this trap as part of its virtualization of memory management.

The reset behavior of this field is:

- On a Warm reset, this field resets to an architecturally UNKNOWN value.

HCD, bit [29]

HVC instruction disable. Disables EL1 execution of HVC instructions, from both Execution states, when EL2 is enabled in the current Security state, reported using EC syndrome value 0x00.

- 0b0 HVC instruction execution is enabled at EL2 and EL1.
- 0b1 HVC instructions are UNDEFINED at EL2 and EL1. Any resulting exception is taken to the Exception level at which the HVC instruction is executed.

———— **Note** ————

HVC instructions are always UNDEFINED at EL0.

The reset behavior of this field is:

- On a Warm reset, this field resets to an architecturally UNKNOWN value.

TDZ, bit [28]

Trap DC_ZVA instructions. Traps EL0 and EL1 execution of DC_ZVA instructions to EL2, when EL2 is enabled in the current Security state, from AArch64 state only, reported using EC syndrome value 0x18.

- 0b0 This control does not cause any instructions to be trapped.
- 0b1 In AArch64 state, any attempt to execute an instruction this trap applies to at EL1, or at EL0 when the instruction is not UNDEFINED at EL0, is trapped to EL2 when EL2 is enabled in the current Security state.

Reading the DCZID_EL0 returns a value that indicates that the instructions this trap applies to are not supported.

When FEAT_VHE is implemented, and the value of HCR_EL2.{E2H, TGE} is {1, 1}, this field behaves as 0 for all purposes other than a direct read of the value of this bit.

The reset behavior of this field is:

- On a Warm reset, this field resets to an architecturally UNKNOWN value.

TGE, bit [27]

Trap General Exceptions, from EL0.

- 0b0 This control has no effect on execution at EL0.
- 0b1 When EL2 is not enabled in the current Security state, this control has no effect on execution at EL0.

When EL2 is enabled in the current Security state, in all cases:

- All exceptions that would be routed to EL1 are routed to EL2.

- If EL1 is using AArch64, the `SCTLR_EL1.M` field is treated as being 0 for all purposes other than returning the result of a direct read of `SCTLR_EL1`.
- If stage 1 EL1&0 translation regime is in PMSAv8-64 context, the `SCTLR_EL1.BR` field is treated as being 0 for all purposes other than returning the result of a direct read of `SCTLR_EL1`.
- All virtual interrupts are disabled.
- Any IMPLEMENTATION DEFINED mechanisms for signaling virtual interrupts are disabled.
- An exception return to EL1 is treated as an illegal exception return.
- The `MDCR_EL2.{TDRA, TDOSA, TDA, TDE}` fields are treated as being 1 for all purposes other than returning the result of a direct read of `MDCR_EL2`.

In addition, when EL2 is enabled in the current Security state, if:

- `HCR_EL2.E2H` is 0, the Effective values of the `HCR_EL2.{FMO, IMO, AMO}` fields are 1.
- `HCR_EL2.E2H` is 1, the Effective values of the `HCR_EL2.{FMO, IMO, AMO}` fields are 0.

For further information on the behavior of this bit when E2H is 1, see 'Behavior of `HCR_EL2.E2H`'.

`HCR_EL2.TGE` must not be cached in a TLB.

The reset behavior of this field is:

- On a Warm reset, this field resets to an architecturally UNKNOWN value.

TVM, bit [26]

Trap Virtual Memory controls. Traps EL1 writes to the virtual memory control registers to EL2, when EL2 is enabled in the current Security state, as follows:

- If EL1 is using AArch64 state, the following registers are trapped to EL2 and reported using EC syndrome value 0x18:
 - `SCTLR_EL1, TTBR0_EL1, TTBR1_EL1, TCR_EL1, ESR_EL1, FAR_EL1, AFSR0_EL1, AFSR1_EL1, MAIR_EL1, AMAIR_EL1, CONTEXTIDR_EL1`.
 - If EL1 is in PMSAv8-64 context, the following registers are also trapped to EL2 and reported using EC syndrome value 0x18 - `PRENR_EL1, PRSELR_EL1, PRBAR_EL1, PRBAR<n>_EL1, PRLAR_EL1, PRLAR<n>_EL1`.

0b0 This control does not cause any instructions to be trapped.

0b1 EL1 write accesses to the specified EL1 virtual memory control registers are trapped to EL2, when EL2 is enabled in the current Security state.

When `HCR_EL2.TGE` is 1, the PE ignores the value of this field for all purposes other than a direct read of this field.

The reset behavior of this field is:

- On a Warm reset, this field resets to an architecturally UNKNOWN value.

TTLB, bit [25]

Trap TLB maintenance instructions. Traps EL1 execution of TLB maintenance instructions to EL2, when EL2 is enabled in the current Security state, as follows:

- When EL1 is using AArch64 state, the following instructions are trapped to EL2 and reported using EC syndrome value 0x18:
 - `TLBI_VMALE1, TLBI_VAE1, TLBI_ASIDE1, TLBI_VAAE1, TLBI_VALE1, TLBI_VAALE1`.
 - `TLBI_VMALE1IS, TLBI_VAE1IS, TLBI_ASIDE1IS, TLBI_VAAE1IS, TLBI_VALE1IS, TLBI_VAALE1IS`.

- If FEAT_TLBIOS is implemented, this trap applies to TLBI_VMALE1OS, TLBI_VAE1OS, TLBI_ASIDE1OS, TLBI_VAAE1OS, TLBI_VALE1OS, TLBI_VAALE1OS.
- If FEAT_TLBIRANGE is implemented, this trap applies to TLBI_RVAE1, TLBI_RVAAE1, TLBI_RVALE1, TLBI_RVAALE1, TLBI_RVAE1IS, TLBI_RVAAE1IS, TLBI_RVALE1IS, TLBI_RVAALE1IS.
- If FEAT_TLBIOS and FEAT_TLBIRANGE are implemented, this trap applies to TLBI_RVAE1OS, TLBI_RVAAE1OS, TLBI_RVALE1OS, TLBI_RVAALE1OS.

- 0b0 This control does not cause any instructions to be trapped.
- 0b1 EL1 execution of the specified TLB maintenance instructions are trapped to EL2, when EL2 is enabled in the current Security state.

When HCR_EL2.TGE is 1, the PE ignores the value of this field for all purposes other than a direct read of this field.

———— **Note** —————

The TLB maintenance instructions are UNDEFINED at EL0.

The reset behavior of this field is:

- On a Warm reset, this field resets to an architecturally UNKNOWN value.

TPU, bit [24]

Trap cache maintenance instructions that operate to the Point of Unification. Traps execution of those cache maintenance instructions to EL2, when EL2 is enabled in the current Security state as follows:

- If EL0 is using AArch64 state and the value of SCTLR_EL1.UCI is not 0, the following instructions are trapped to EL2 and reported with EC syndrome value 0x18:
 - IC_IVAU, DC_CVAU. If the value of SCTLR_EL1.UCI is 0 these instructions are UNDEFINED at EL0 and any resulting exception is higher priority than this trap to EL2.
- If EL1 is using AArch64 state, the following instructions are trapped to EL2 and reported with EC syndrome value 0x18:
 - IC_IVAU, IC_IALLU, IC_IALLUIS, DC_CVAU.

———— **Note** —————

An exception generated because an instruction is UNDEFINED at EL0 is higher priority than this trap to EL2. In addition:

- IC_IALLUIS and IC_IALLU are always UNDEFINED at EL0 using AArch64.

- 0b0 This control does not cause any instructions to be trapped.
- 0b1 Execution of the specified instructions is trapped to EL2, when EL2 is enabled in the current Security state.

If the Point of Unification is before any level of data cache, it is IMPLEMENTATION DEFINED whether the execution of any data or unified cache clean by VA to the Point of Unification instruction can be trapped when the value of this control is 1.

If the Point of Unification is before any level of instruction cache, it is IMPLEMENTATION DEFINED whether the execution of any instruction cache invalidate to the Point of Unification instruction can be trapped when the value of this control is 1.

When FEAT_VHE is implemented, and the value of HCR_EL2.{E2H, TGE} is {1, 1}, this field behaves as 0 for all purposes other than a direct read of the value of this bit.

The reset behavior of this field is:

- On a Warm reset, this field resets to an architecturally UNKNOWN value.

Bit[23]

When FEAT_DPB is implemented:

TPCP

Trap data or unified cache maintenance instructions that operate to the Point of Coherency or Persistence. Traps execution of those cache maintenance instructions to EL2, when EL2 is enabled in the current Security state as follows:

- If EL0 is using AArch64 state and the value of `SCTLR_EL1.UCI` is not 0, the following instructions are trapped to EL2 and reported using EC syndrome value 0x18:
 - `DC_CIVAC`, `DC_CVAC`, `DC_CVAP`. If the value of `SCTLR_EL1.UCI` is 0 these instructions are UNDEFINED at EL0 and any resulting exception is higher priority than this trap to EL2.
- If EL1 is using AArch64 state, the following instructions are trapped to EL2 and reported using EC syndrome value 0x18:
 - `DC_IVAC`, `DC_CIVAC`, `DC_CVAC`, `DC_CVAP`.

If FEAT_DPB2 is implemented, this trap also applies to `DC_CVADP`.

Note

- An exception generated because an instruction is UNDEFINED at EL0 is higher priority than this trap to EL2. In addition:
 - AArch64 instructions which invalidate by VA to the Point of Coherency are always UNDEFINED at EL0 using AArch64.
- In Armv8.0 and Armv8.1, this field is named TPC. From Armv8.2, it is named TPCP.

0b0 This control does not cause any instructions to be trapped.

0b1 Execution of the specified instructions is trapped to EL2, when EL2 is enabled in the current Security state.

If the Point of Coherency is before any level of data cache, it is IMPLEMENTATION DEFINED whether the execution of any data or unified cache clean, invalidate, or clean and invalidate instruction that operates by VA to the point of coherency can be trapped when the value of this control is 1.

If `HCR_EL2.{E2H, TGE}` is set to {1, 1}, this field behaves as 0 for all purposes other than a direct read of the value of this bit.

The reset behavior of this field is:

- On a Warm reset, this field resets to an architecturally UNKNOWN value.

Otherwise:

TPC

Trap data or unified cache maintenance instructions that operate to the Point of Coherency. Traps execution of those cache maintenance instructions to EL2, when EL2 is enabled in the current Security state as follows:

- If EL0 is using AArch64 state and the value of `SCTLR_EL1.UCI` is not 0, accesses to the following registers are trapped and reported using EC syndrome value 0x18:
 - `DC_CIVAC`, `DC_CVAC`. However, if the value of `SCTLR_EL1.UCI` is 0 these instructions are UNDEFINED at EL0 and any resulting exception is higher priority than this trap to EL2.
- If EL1 is using AArch64 state, accesses to `DC_IVAC`, `DC_CIVAC`, `DC_CVAC` are trapped and reported using EC syndrome value 0x18.

Note

- An exception generated because an instruction is UNDEFINED at EL0 is higher priority than this trap to EL2. In addition:
 - AArch64 instructions which invalidate by VA to the Point of Coherency are always UNDEFINED at EL0 using AArch64.

- In Armv8.0 and Armv8.1, this field is named TPC. From Armv8.2, it is named TPCP.

0b0 This control does not cause any instructions to be trapped.

0b1 Execution of the specified instructions is trapped to EL2, when EL2 is enabled in the current Security state.

If the Point of Coherency is before any level of data cache, it is IMPLEMENTATION DEFINED whether the execution of any data or unified cache clean, invalidate, or clean and invalidate instruction that operates by VA to the point of coherency can be trapped when the value of this control is 1.

When FEAT_VHE is implemented, and the value of HCR_EL2.{E2H, TGE} is {1, 1}, this field behaves as 0 for all purposes other than a direct read of the value of this bit.

The reset behavior of this field is:

- On a Warm reset, this field resets to an architecturally UNKNOWN value.

TSW, bit [22]

Trap data or unified cache maintenance instructions that operate by Set/Way. Traps execution of those cache maintenance instructions at EL1 to EL2, when EL2 is enabled in the current Security state as follows:

- If EL1 is using AArch64 state, accesses to DC_ISW, DC_CSW, DC_CISW are trapped to EL2, reported using EC syndrome value 0x18.

Note

An exception generated because an instruction is UNDEFINED at EL0 is higher priority than this trap to EL2, and these instructions are always UNDEFINED at EL0.

0b0 This control does not cause any instructions to be trapped.

0b1 Execution of the specified instructions is trapped to EL2, when EL2 is enabled in the current Security state.

When HCR_EL2.TGE is 1, the PE ignores the value of this field for all purposes other than a direct read of this field.

The reset behavior of this field is:

- On a Warm reset, this field resets to an architecturally UNKNOWN value.

TACR, bit [21]

Trap Auxiliary Control Registers. Traps EL1 accesses to the Auxiliary Control Registers to EL2, when EL2 is enabled in the current Security state, as follows:

- If EL1 is using AArch64 state, accesses to ACTLR_EL1 to EL2, are trapped to EL2 and reported using EC syndrome value 0x18.

0b0 This control does not cause any instructions to be trapped.

0b1 EL1 accesses to the specified registers are trapped to EL2, when EL2 is enabled in the current Security state.

When HCR_EL2.TGE is 1, the PE ignores the value of this field for all purposes other than a direct read of this field.

Note

ACTLR_EL1 is not accessible at EL0.

The Auxiliary Control Registers are IMPLEMENTATION DEFINED registers that might implement global control bits for the PE.

The reset behavior of this field is:

- On a Warm reset, this field resets to an architecturally UNKNOWN value.

TIDCP, bit [20]

Trap IMPLEMENTATION DEFINED functionality. Traps EL1 accesses to the encodings reserved for IMPLEMENTATION DEFINED functionality to EL2, when EL2 is enabled in the current Security state as follows:

- In AArch64 state, access to any of the encodings in the following reserved encoding spaces are trapped and reported using EC syndrome 0x18:
 - IMPLEMENTATION DEFINED System instructions, which are accessed using SYS and SYSL, with CRn == {11, 15}.
 - IMPLEMENTATION DEFINED System registers, which are accessed using MRS and MSR with the S3_op1_Cn_Cm_op2 register name.

When this functionality is accessed from EL0:

- If HCR_EL2.TIDCP is 1, it is IMPLEMENTATION DEFINED whether any accesses from EL0 are trapped to EL2.
- If HCR_EL2.TIDCP is 0, any accesses from EL0 are UNDEFINED and generate an exception that is taken to EL1 or EL2.

0b0 This control does not cause any instructions to be trapped.

0b1 EL1 accesses to or execution of the specified encodings reserved for IMPLEMENTATION DEFINED functionality are trapped to EL2, when EL2 is enabled in the current Security state.

An implementation can also include IMPLEMENTATION DEFINED registers that provide additional controls, to give finer-grained control of the trapping of IMPLEMENTATION DEFINED features.

———— Note —————

The trapping of accesses to these registers from EL1 is higher priority than an exception resulting from the register access being UNDEFINED.

The reset behavior of this field is:

- On a Warm reset, this field resets to an architecturally UNKNOWN value.

TSC, bit [19]

Trap SMC instructions. Traps EL1 execution of SMC instructions to EL2, when EL2 is enabled in the current Security state.

If execution is in AArch64 state, the trap is reported using EC syndrome value 0x17.

———— Note —————

HCR_EL2.TSC traps execution of the SMC instruction. It is not a routing control for the SMC exception. Trap exceptions and SMC exceptions have different preferred return addresses.

0b0 This control does not cause any instructions to be trapped.

0b1 If EL3 is not implemented, FEAT_NV is implemented, and HCR_EL2.NV is 1, then any attempt to execute an SMC instruction at EL1 using AArch64 is trapped to EL2, when EL2 is enabled in the current Security state.

- If EL3 is not implemented, and either FEAT_NV is not implemented or HCR_EL2.NV is 0, then it is IMPLEMENTATION DEFINED whether:
- Any attempt to execute an SMC instruction at EL1 is trapped to EL2, when EL2 is enabled in the current Security state.
 - Any attempt to execute an SMC instruction is UNDEFINED.

SMC instructions are UNDEFINED at EL0.

If EL3 is not implemented, and either FEAT_NV is not implemented or HCR_EL2.NV is 0, then it is IMPLEMENTATION DEFINED whether this bit is:

- RES0.
- Implemented with the functionality as described in HCR_EL2.TSC.

When HCR_EL2.TGE is 1, the PE ignores the value of this field for all purposes other than a direct read of this field.

The reset behavior of this field is:

- On a Warm reset, this field resets to an architecturally UNKNOWN value.

TID3, bit [18]

Trap ID group 3. Traps EL1 reads of group 3 ID registers to EL2, when EL2 is enabled in the current Security state, as follows:

In AArch64 state:

- Reads of the following registers are trapped to EL2, reported using EC syndrome value 0x18:
 - ID_PFR0_EL1, ID_PFR1_EL1, ID_PFR2_EL1, ID_DFR0_EL1, ID_AFR0_EL1, ID_MMFR0_EL1, ID_MMFR1_EL1, ID_MMFR2_EL1, ID_MMFR3_EL1, ID_ISAR0_EL1, ID_ISAR1_EL1, ID_ISAR2_EL1, ID_ISAR3_EL1, ID_ISAR4_EL1, ID_ISAR5_EL1, MVFR0_EL1, MVFR1_EL1, MVFR2_EL1.
 - ID_AA64PFR0_EL1, ID_AA64PFR1_EL1, ID_AA64DFR0_EL1, ID_AA64DFR1_EL1, ID_AA64ISAR0_EL1, ID_AA64ISAR1_EL1, ID_AA64MMFR0_EL1, ID_AA64MMFR1_EL1, ID_AA64AFR0_EL1, ID_AA64AFR1_EL1.
 - ID_MMFR4_EL1 and ID_MMFR5_EL1 are trapped to EL2, unless implemented as RAZ, when it is IMPLEMENTATION DEFINED whether accesses to ID_MMFR4_EL1 or ID_MMFR5_EL1 are trapped to EL2.
 - ID_AA64MMFR2_EL1 and ID_ISAR6_EL1 are trapped to EL2, unless implemented as RAZ, when it is IMPLEMENTATION DEFINED whether accesses to ID_AA64MMFR2_EL1 or ID_ISAR6_EL1 are trapped to EL2.
 - Otherwise, it is IMPLEMENTATION DEFINED whether this field traps MRS accesses to registers in the following range that are not already mentioned in this field description: Op0 == 3, op1 == 0, CRn == c0, CRm == {c2-c7}, op2 == {0-7}.
- 0b0 This control does not cause any instructions to be trapped.
- 0b1 The specified EL1 read accesses to ID group 3 registers are trapped to EL2, when EL2 is enabled in the current Security state.

When HCR_EL2.TGE is 1, the PE ignores the value of this field for all purposes other than a direct read of this field.

The reset behavior of this field is:

- On a Warm reset, this field resets to an architecturally UNKNOWN value.

TID2, bit [17]

Trap ID group 2. Traps the following register accesses to EL2, when EL2 is enabled in the current Security state, as follows:

- If EL1 is using AArch64, reads of CTR_EL0, CCSIDR_EL1, CCSIDR2_EL1, CLIDR_EL1, and CSSELR_EL1 are trapped to EL2, reported using EC syndrome value 0x18.
- If EL0 is using AArch64 and the value of SCTLRL_EL1.UCT is not 0, reads of CTR_EL0 are trapped to EL2, reported using EC syndrome value 0x18. If the value of SCTLRL_EL1.UCT is 0, then EL0 reads of CTR_EL0 are trapped to EL1 and the resulting exception takes precedence over this trap.
- If EL1 is using AArch64, writes to CSSELR_EL1 are trapped to EL2, reported using EC syndrome value 0x18.
- 0b0 This control does not cause any instructions to be trapped.
- 0b1 The specified EL1 and EL0 accesses to ID group 2 registers are trapped to EL2, when EL2 is enabled in the current Security state.

When FEAT_VHE is implemented, and the value of HCR_EL2.{E2H, TGE} is {1, 1}, this field behaves as 0 for all purposes other than a direct read of the value of this bit.

The reset behavior of this field is:

- On a Warm reset, this field resets to an architecturally UNKNOWN value.

TID1, bit [16]

Trap ID group 1. Traps EL1 reads of the following registers to EL2, when EL2 is enabled in the current Security state as follows:

- Accesses of [MPUIR_EL1](#), [REVIDR_EL1](#), [AIDR_EL1](#), reported using EC syndrome value 0x18.

0b0 This control does not cause any instructions to be trapped.

0b1 The specified EL1 read accesses to ID group 1 registers are trapped to EL2, when EL2 is enabled in the current Security state.

When [HCR_EL2.TGE](#) is 1, the PE ignores the value of this field for all purposes other than a direct read of this field.

The reset behavior of this field is:

- On a Warm reset, this field resets to an architecturally UNKNOWN value.

Bit [15]

Reserved, RES0.

TWE, bit [14]

Traps EL0 and EL1 execution of WFE instructions to EL2, when EL2 is enabled in the current Security state, from both Execution states, reported using EC syndrome value 0x01.

0b0 This control does not cause any instructions to be trapped.

0b1 Any attempt to execute a WFE instruction at EL0 or EL1 is trapped to EL2, when EL2 is enabled in the current Security state, if the instruction would otherwise have caused the PE to enter a low-power state and it is not trapped by [SCTLR.nTWE](#) or [SCTLR_EL1.nTWE](#).

———— Note ————

Since a WFE can complete at any time, even without a Wakeup event, the traps on WFE are not guaranteed to be taken, even if the WFE is executed when there is no Wakeup event. The only guarantee is that if the instruction does not complete in finite time in the absence of a Wakeup event, the trap will be taken.

When [FEAT_VHE](#) is implemented, and the value of [HCR_EL2.{E2H, TGE}](#) is {1, 1}, this field behaves as 0 for all purposes other than a direct read of the value of this bit.

For more information about when WFE instructions can cause the PE to enter a low-power state, see 'Wait for Event mechanism and Send event'.

The reset behavior of this field is:

- On a Warm reset, this field resets to an architecturally UNKNOWN value.

TWI, bit [13]

Traps EL0 and EL1 execution of WFI instructions to EL2, when EL2 is enabled in the current Security state, from both Execution states, reported using EC syndrome value 0x01.

0b0 This control does not cause any instructions to be trapped.

0b1 Any attempt to execute a WFI instruction at EL0 or EL1 is trapped to EL2, when EL2 is enabled in the current Security state, if the instruction would otherwise have caused the PE to enter a low-power state and it is not trapped by [SCTLR.nTWI](#) or [SCTLR_EL1.nTWI](#).

———— **Note** ————

Since a WFI can complete at any time, even without a Wakeup event, the traps on WFI are not guaranteed to be taken, even if the WFI is executed when there is no Wakeup event. The only guarantee is that if the instruction does not complete in finite time in the absence of a Wakeup event, the trap will be taken.

When FEAT_VHE is implemented, and the value of HCR_EL2.{E2H, TGE} is {1, 1}, this field behaves as 0 for all purposes other than a direct read of the value of this bit.

For more information about when WFI instructions can cause the PE to enter a low-power state, see 'Wait for Interrupt'.

The reset behavior of this field is:

- On a Warm reset, this field resets to an architecturally UNKNOWN value.

DC, bit [12]

Default Cacheability.

0b0 This control has no effect on the EL1&0 translation regime.

0b1 In both Security states:

- When EL1 is using AArch64, the PE behaves as if the value of the [SCTLR_EL1.M](#) field is 0 for all purposes other than returning the value of a direct read of [SCTLR_EL1](#).
- If stage 1 EL1&0 translation regime is in PMSAv8-64 context, the PE behaves as if the value of the [SCTLR_EL1.BR](#) field is 0 for all purposes other than returning the value of a direct read of [SCTLR_EL1](#).
- The PE behaves as if the value of the HCR_EL2.VM field is 1 for all purposes other than returning the value of a direct read of HCR_EL2.
- The memory type produced by stage 1 of the EL1&0 translation regime is Normal Non-Shareable, Inner Write-Back Read-Allocate Write-Allocate, Outer Write-Back Read-Allocate Write-Allocate.

This field has no effect on the EL2, EL2&0, and EL3 translation regimes.

This bit is permitted to be cached in a TLB.

When FEAT_VHE is implemented, and the value of HCR_EL2.{E2H, TGE} is {1, 1}, this field behaves as 0 for all purposes other than a direct read of the value of this field.

The reset behavior of this field is:

- On a Warm reset, this field resets to an architecturally UNKNOWN value.

BSU, bits [11:10]

Barrier Shareability upgrade. This field determines the minimum shareability domain that is applied to any barrier instruction executed from EL1 or EL0:

0b00 No effect.

0b01 Inner Shareable.

0b10 Outer Shareable.

0b11 Full system.

This value is combined with the specified level of the barrier held in its instruction, using the same principles as combining the shareability attributes from two stages of address translation.

When FEAT_VHE is implemented, and the value of HCR_EL2.{E2H, TGE} is {1, 1}, this field behaves as 0b00 for all purposes other than a direct read of the value of this bit.

The reset behavior of this field is:

- On a Warm reset, this field resets to an architecturally UNKNOWN value.

FB, bit [9]

Force broadcast. Causes the following instructions to be broadcast within the Inner Shareable domain when executed from EL1:

AArch64: TLBI_VMALLE1, TLBI_VAE1, TLBI_ASIDE1, TLBI_VAAE1, TLBI_VALE1, TLBI_VAALE1, IC_IALLU, TLBI_RVAE1, TLBI_RVAAE1, TLBI_RVALE1, TLBI_RVAALE1.

0b0 This field has no effect on the operation of the specified instructions.

0b1 When one of the specified instruction is executed at EL1, the instruction is broadcast within the Inner Shareable shareability domain.

When HCR_EL2.TGE is 1, the PE ignores the value of this field for all purposes other than a direct read of this field.

The reset behavior of this field is:

- On a Warm reset, this field resets to an architecturally UNKNOWN value.

VSE, bit [8]

Virtual SError interrupt.

0b0 This mechanism is not making a virtual SError interrupt pending.

0b1 A virtual SError interrupt is pending because of this mechanism.

The virtual SError interrupt is enabled only when the value of HCR_EL2.{TGE, AMO} is {0, 1}.

The reset behavior of this field is:

- On a Warm reset, this field resets to an architecturally UNKNOWN value.

VI, bit [7]

Virtual IRQ Interrupt.

0b0 This mechanism is not making a virtual IRQ pending.

0b1 A virtual IRQ is pending because of this mechanism.

The virtual IRQ is enabled only when the value of HCR_EL2.{TGE, IMO} is {0, 1}.

The reset behavior of this field is:

- On a Warm reset, this field resets to an architecturally UNKNOWN value.

VF, bit [6]

Virtual FIQ Interrupt.

0b0 This mechanism is not making a virtual FIQ pending.

0b1 A virtual FIQ is pending because of this mechanism.

The virtual FIQ is enabled only when the value of HCR_EL2.{TGE, FMO} is {0, 1}.

The reset behavior of this field is:

- On a Warm reset, this field resets to an architecturally UNKNOWN value.

AMO, bit [5]

Physical SError interrupt routing.

0b0 When executing at Exception levels below EL2, and EL2 is enabled in the current Security state:

- When the value of HCR_EL2.TGE is 0, Physical SError interrupts are not taken to EL2.
- When the value of HCR_EL2.TGE is 1, Physical SError interrupts are taken to EL2 unless they are routed to EL3.
- Virtual SError interrupts are disabled.

0b1 When executing at any Exception level, and EL2 is enabled in the current Security state:

- Physical SError interrupts are taken to EL2, unless they are routed to EL3.

- When the value of HCR_EL2.TGE is 0, then virtual SError interrupts are enabled.

If EL2 is enabled in the current Security state and the value of HCR_EL2.TGE is 1:

- Regardless of the value of the AMO bit physical asynchronous External aborts and SError interrupts target EL2 unless they are routed to EL3.
- When FEAT_VHE is not implemented, or if HCR_EL2.E2H is 0, this field behaves as 1 for all purposes other than a direct read of the value of this bit.
- When FEAT_VHE is implemented and HCR_EL2.E2H is 1, this field behaves as 0 for all purposes other than a direct read of the value of this bit.

For more information, see 'Asynchronous exception routing'.

The reset behavior of this field is:

- On a Warm reset, this field resets to an architecturally UNKNOWN value.

IMO, bit [4]

Physical IRQ Routing.

0b0 When executing at Exception levels below EL2, and EL2 is enabled in the current Security state:

- When the value of HCR_EL2.TGE is 0, Physical IRQ interrupts are not taken to EL2.
- When the value of HCR_EL2.TGE is 1, Physical IRQ interrupts are taken to EL2 unless they are routed to EL3.
- Virtual IRQ interrupts are disabled.

0b1 When executing at any Exception level, and EL2 is enabled in the current Security state:

- Physical IRQ interrupts are taken to EL2, unless they are routed to EL3.
- When the value of HCR_EL2.TGE is 0, then Virtual IRQ interrupts are enabled.

If EL2 is enabled in the current Security state, and the value of HCR_EL2.TGE is 1:

- Regardless of the value of the IMO bit, physical IRQ Interrupts target EL2 unless they are routed to EL3.
- When FEAT_VHE is not implemented, or if HCR_EL2.E2H is 0, this field behaves as 1 for all purposes other than a direct read of the value of this bit.
- When FEAT_VHE is implemented and HCR_EL2.E2H is 1, this field behaves as 0 for all purposes other than a direct read of the value of this bit.

For more information, see 'Asynchronous exception routing'.

The reset behavior of this field is:

- On a Warm reset, this field resets to an architecturally UNKNOWN value.

FMO, bit [3]

Physical FIQ Routing.

0b0 When executing at Exception levels below EL2, and EL2 is enabled in the current Security state:

- When the value of HCR_EL2.TGE is 0, Physical FIQ interrupts are not taken to EL2.
- When the value of HCR_EL2.TGE is 1, Physical FIQ interrupts are taken to EL2 unless they are routed to EL3.
- Virtual FIQ interrupts are disabled.

0b1 When executing at any Exception level, and EL2 is enabled in the current Security state:

- Physical FIQ interrupts are taken to EL2, unless they are routed to EL3.
- When HCR_EL2.TGE is 0, then Virtual FIQ interrupts are enabled.

If EL2 is enabled in the current Security state and the value of HCR_EL2.TGE is 1:

- Regardless of the value of the FMO bit, physical FIQ Interrupts target EL2 unless they are routed to EL3.
- When FEAT_VHE is not implemented, or if HCR_EL2.E2H is 0, this field behaves as 1 for all purposes other than a direct read of the value of this bit.
- When FEAT_VHE is implemented and HCR_EL2.E2H is 1, this field behaves as 0 for all purposes other than a direct read of the value of this bit.

For more information, see 'Asynchronous exception routing'.

The reset behavior of this field is:

- On a Warm reset, this field resets to an architecturally UNKNOWN value.

PTW, bit [2]

Protected Table Walk. In the EL1&0 translation regime, a translation table access made as part of a stage 1 translation table walk is subject to a stage 2 translation. The combining of the memory type attributes from the two stages of translation means the access might be made to a type of Device memory. If this occurs, then the value of this bit determines the behavior:

0b0 The translation table walk occurs as if it is to Normal Non-cacheable memory. This means it can be made speculatively.

0b1 The memory access generates a stage 2 Permission fault.

This bit is permitted to be cached in a TLB.

When HCR_EL2.TGE is 1, the PE ignores the value of this field for all purposes other than a direct read of this field.

In a PMSA-only implementation, this bit is permitted to be RES0.

The reset behavior of this field is:

- On a Warm reset, this field resets to an architecturally UNKNOWN value.

SWIO, bit [1]

Set/Way Invalidation Override. Causes EL1 execution of the data cache invalidate by set/way instructions to perform a data cache clean and invalidate by set/way:

0b0 This control has no effect on the operation of data cache invalidate by set/way instructions.

0b1 Data cache invalidate by set/way instructions perform a data cache clean and invalidate by set/way.

When the value of this bit is 1:

AArch64: DC_ISW performs the same invalidation as a DC_CISW instruction.

This bit can be implemented as RES1.

When HCR_EL2.TGE is 1, the PE ignores the value of this field for all purposes other than a direct read of this field.

The reset behavior of this field is:

- On a Warm reset, this field resets to an architecturally UNKNOWN value.

VM, bit [0]

Virtualization enable. Enables stage 2 address translation for the EL1&0 translation regime, when EL2 is enabled in the current Security state.

0b0 EL1&0 stage 2 address translation disabled.

0b1 EL1&0 stage 2 address translation enabled.

If HCR_EL2.VM is 1 and SCTLR_EL2.{M, BR} is {0, 0}, then the behavior is a CONSTRAINED UNPREDICTABLE choice of:

- The memory attribute becomes UNKNOWN.
- Raise stage 2 level 0 Translation fault.

When the value of this bit is 1, data cache invalidate instructions executed at EL1 perform a data cache clean and invalidate. For the invalidate by set/way instruction this behavior applies regardless of the value of the HCR_EL2.SWIO bit.

This bit is permitted to be cached in a TLB.

When FEAT_VHE is implemented, and the value of HCR_EL2.{E2H, TGE} is {1, 1}, this field behaves as 0 for all purposes other than a direct read of the value of this bit.

The reset behavior of this field is:

- On a Warm reset, this field resets to an architecturally UNKNOWN value.

Accessing HCR_EL2

Accesses to this register use the following encodings in the System register encoding space:

MRS <Xt>, HCR_EL2

op0	op1	CRn	CRm	op2
0b11	0b100	0b0001	0b0001	0b000

```
if PSTATE.EL == EL0 then
    UNDEFINED;
elseif PSTATE.EL == EL1 then
    UNDEFINED;
elseif PSTATE.EL == EL2 then
    X[t, 64] = HCR_EL2;
```

MSR HCR_EL2, <Xt>

op0	op1	CRn	CRm	op2
0b11	0b100	0b0001	0b0001	0b000

```
if PSTATE.EL == EL0 then
    UNDEFINED;
elseif PSTATE.EL == EL1 then
    UNDEFINED;
elseif PSTATE.EL == EL2 then
    HCR_EL2 = X[t, 64];
```

G1.3.4 ID_AA64DFR0_EL1, AArch64 Debug Feature Register 0

The ID_AA64DFR0_EL1 characteristics are:

Purpose

Provides top level information about the debug system in AArch64 state.

For general information about the interpretation of the ID registers, see 'Principles of the ID scheme for fields in ID registers'.


Configurations

The external register EDDFR gives information from this register.

Attributes

ID_AA64DFR0_EL1 is a 64-bit register.

Field descriptions



Bits [63:44]

Reserved, RES0.

TraceFilt, bits [43:40]

Armv8.4 Self-hosted Trace Extension version. Defined values are:

0b0000 Armv8.4 Self-hosted Trace Extension not implemented.

0b0001 Armv8.4 Self-hosted Trace Extension implemented.

All other values are reserved.

FEAT_TRF implements the functionality identified by the value 0b0001.

From Armv8.4, if an Embedded Trace Macrocell Architecture trace unit is implemented, the value 0b0000 is not permitted.

DoubleLock, bits [39:36]

OS Double Lock implemented. Defined values are:

0b0000 OS Double Lock implemented. OSDLR_EL1 is RW.

0b1111 OS Double Lock not implemented. OSDLR_EL1 is RAZ/WI.

All other values are reserved.

FEAT_DoubleLock implements the functionality identified by the value 0b0000.

In Armv8.0, the only permitted value is 0b0000.

If FEAT_Debugv8p2 is implemented and FEAT_DoPD is not implemented, the permitted values are 0b0000 and 0b1111.

If FEAT_DoPD is implemented, the only permitted value is 0b1111.

Bits [35:32]

Reserved, RES0.

CTX_CMPs, bits [31:28]

Number of breakpoints that are context-aware, minus 1. These are the highest numbered breakpoints.

Bits [27:24]

Reserved, RES0.

WRPs, bits [23:20]

Number of watchpoints, minus 1. The value of 0b0000 is reserved.

Bits [19:16]

Reserved, RES0.

BRPs, bits [15:12]

Number of breakpoints, minus 1. The value of 0b0000 is reserved.

PMUVer, bits [11:8]

Performance Monitors Extension version.

This field does not follow the standard ID scheme, but uses the alternative ID scheme described in 'Alternative ID scheme used for the Performance Monitors Extension version'.

Defined values are:

- | | |
|--------|--|
| 0b0000 | Performance Monitors Extension not implemented. |
| 0b0001 | Performance Monitors Extension, PMUv3 implemented. |
| 0b0100 | PMUv3 for Armv8.1. As 0b0001, and adds support for: <ul style="list-style-type: none">Extended 16-bit PMEVTYPER<n>_EL0.evtCount field.If EL2 is implemented, the MDCR_EL2.HPMD control. |
| 0b0101 | PMUv3 for Armv8.4. As 0b0100, and adds support for the PMMIR_EL1 register. |
| 0b1111 | IMPLEMENTATION DEFINED form of performance monitors supported, PMUv3 not supported. Arm does not recommend this value for new implementations. |

All other values are reserved.

FEAT_PMUv3 implements the functionality identified by the value 0b0001.

FEAT_PMUv3p1 implements the functionality identified by the value 0b0100.

FEAT_PMUv3p4 implements the functionality identified by the value 0b0101.

From Armv8.1, if FEAT_PMUv3 is implemented, the value 0b0001 is not permitted.

From Armv8.4, if FEAT_PMUv3 is implemented, the value 0b0100 is not permitted.

TraceVer, bits [7:4]

Trace support. Indicates whether System register interface to a trace unit is implemented. Defined values are:

- | | |
|--------|--|
| 0b0000 | Trace unit System registers not implemented. |
| 0b0001 | Trace unit System registers implemented. |

All other values are reserved.

See the ETM Architecture Specification for more information.

A value of 0b0000 only indicates that no System register interface to a trace unit is implemented. A trace unit might nevertheless be implemented without a System register interface.

DebugVer, bits [3:0]

Debug architecture version. Indicates presence of Armv8 debug architecture. Defined values are:

- | | |
|--------|---|
| 0b0110 | Armv8 debug architecture. |
| 0b1000 | Armv8.2 debug architecture, FEAT_Debugv8p2. |

0b1001 Armv8.4 debug architecture, FEAT_Debugv8p4.

All other values are reserved.

FEAT_Debugv8p2 adds the functionality identified by the value 0b1000.

FEAT_Debugv8p4 adds the functionality identified by the value 0b1001.

From Armv8.2, the values 0b0110 and 0b0111 are not permitted.

From Armv8.4, the value 0b1000 is not permitted.

Accessing ID_AA64DFR0_EL1

Accesses to this register use the following encodings in the System register encoding space:

MRS <Xt>, ID_AA64DFR0_EL1

op0	op1	CRn	CRm	op2
0b11	0b000	0b0000	0b0101	0b000

```
if PSTATE.EL == EL0 then
    if IsFeatureImplemented(FEAT_IDST) then
        if HCR_EL2.TGE == '1' then
            AArch64.SystemAccessTrap(EL2, 0x18);
        else
            AArch64.SystemAccessTrap(EL1, 0x18);
    else
        UNDEFINED;
elseif PSTATE.EL == EL1 then
    if HCR_EL2.TID3 == '1' then
        AArch64.SystemAccessTrap(EL2, 0x18);
    else
        X[t, 64] = ID_AA64DFR0_EL1;
elseif PSTATE.EL == EL2 then
    X[t, 64] = ID_AA64DFR0_EL1;
```


G1.3.5 ID_AA64ISAR0_EL1, AArch64 Instruction Set Attribute Register 0

The ID_AA64ISAR0_EL1 characteristics are:

Purpose

Provides information about the instructions implemented in AArch64 state.

For general information about the interpretation of the ID registers, see 'Principles of the ID scheme for fields in ID registers'.

Configurations

There are no configuration notes.

Attributes

ID_AA64ISAR0_EL1 is a 64-bit register.

Field descriptions

63	60	59	56	55	52	51	48	47	44	43	40	39	36	35	32	
RES0			TLB			TS		FHM		DP		SM4		SM3		SHA3
31	28	27	24	23	20	19	16	15	12	11	8	7	4	3	0	
RDM	RES0		Atomic			CRC32		SHA2		SHA1		AES		RES0		

Bits [63:60]

Reserved, RES0.

TLB, bits [59:56]

Indicates support for Outer Shareable and TLB range maintenance instructions. Defined values are:

0b0000 Outer Shareable and TLB range maintenance instructions are not implemented.

0b0001 Outer Shareable TLB maintenance instructions are implemented.

0b0010 Outer Shareable and TLB range maintenance instructions are implemented.

All other values are reserved.

FEAT_TLBIOS implements the functionality identified by the values 0b0001 and 0b0010.

FEAT_TLBIRANGE implements the functionality identified by the value 0b0010.

From Armv8.4, the only permitted value is 0b0010.

TS, bits [55:52]

Indicates support for flag manipulation instructions. Defined values are:

0b0000 No flag manipulation instructions are implemented.

0b0001 CFINV, RMIF, SETF16, and SETF8 instructions are implemented.

All other values are reserved.

FEAT_FlagM implements the functionality identified by the value 0b0001.

In Armv8.2, the permitted values are 0b0000 and 0b0001.

In Armv8.4, the only permitted value is 0b0001.

FHM, bits [51:48]

Indicates support for FMLAL and FMLS instructions. Defined values are:

0b0000 FMLAL and FMLS instructions are not implemented.

0b0001 FMLAL and FMLS instructions are implemented.

All other values are reserved.

FEAT_FHM implements the functionality identified by the value 0b0001.
From Armv8.2, the permitted values are 0b0000 and 0b0001.

DP, bits [47:44]

Indicates support for Dot Product instructions in AArch64 state. Defined values are:

- 0b0000 No Dot Product instructions implemented.
- 0b0001 UDOT and SDOT instructions implemented.

All other values are reserved.

FEAT_DotProd implements the functionality identified by the value 0b0001.
From Armv8.2, the permitted values are 0b0000 and 0b0001.

SM4, bits [43:40]

Indicates support for SM4 instructions in AArch64 state. Defined values are:

- 0b0000 No SM4 instructions implemented.
- 0b0001 SM4E and SM4EKEY instructions implemented.

All other values are reserved.

If FEAT_SM4 is not implemented, the value 0b0001 is reserved.

From Armv8.2, the permitted values are 0b0000 and 0b0001.

This field must have the same value as ID_AA64ISAR0_EL1.SM3.

SM3, bits [39:36]

Indicates support for SM3 instructions in AArch64 state. Defined values are:

- 0b0000 No SM3 instructions implemented.
- 0b0001 SM3SS1, SM3TT1A, SM3TT1B, SM3TT2A, SM3TT2B, SM3PARTW1, and SM3PARTW2 instructions implemented.

All other values are reserved.

If FEAT_SM3 is not implemented, the value 0b0001 is reserved.

FEAT_SM3 implements the functionality identified by the value 0b0001.

From Armv8.2, the permitted values are 0b0000 and 0b0001.

This field must have the same value as ID_AA64ISAR0_EL1.SM4.

SHA3, bits [35:32]

Indicates support for SHA3 instructions in AArch64 state. Defined values are:

- 0b0000 No SHA3 instructions implemented.
- 0b0001 EOR3, RAX1, XAR, and BCAX instructions implemented.

All other values are reserved.

If FEAT_SHA3 is not implemented, the value 0b0001 is reserved.

FEAT_SHA3 implements the functionality identified by the value 0b0001.

From Armv8.2, the permitted values are 0b0000 and 0b0001.

If the value of ID_AA64ISAR0_EL1.SHA1 is 0b0000, this field must have the value 0b0000.

If the value of this field is 0b0001, ID_AA64ISAR0_EL1.SHA2 must have the value 0b0010.

RDM, bits [31:28]

Indicates support for SQRDMLAH and SQRDMLSH instructions in AArch64 state. Defined values are:

- 0b0000 No RDMA instructions implemented.
- 0b0001 SQRDMLAH and SQRDMLSH instructions implemented.

All other values are reserved.

FEAT_RDM implements the functionality identified by the value 0b0001.

From Armv8.1, the only permitted value is 0b0001.

Bits [27:24]

Reserved, RES0.

Atomic, bits [23:20]

Indicates support for Atomic instructions in AArch64 state. Defined values are:

0b0000 No Atomic instructions implemented.

0b0010 LDADD, LDCLR, LDEOR, LDSET, LDSMAX, LDSMIN, LDUMAX, LDUMIN, CAS, CASP, and SWP instructions implemented.

All other values are reserved.

FEAT_LSE implements the functionality identified by the value 0b0010.

From Armv8.1, the only permitted value is 0b0010.

CRC32, bits [19:16]

Indicates support for CRC32 instructions in AArch64 state. Defined values are:

0b0000 No CRC32 instructions implemented.

0b0001 CRC32B, CRC32H, CRC32W, CRC32X, CRC32CB, CRC32CH, CRC32CW, and CRC32CX instructions implemented.

All other values are reserved.

In Armv8.0, the permitted values are 0b0000 and 0b0001.

From Armv8.1, the only permitted value is 0b0001.

SHA2, bits [15:12]

Indicates support for SHA2 instructions in AArch64 state. Defined values are:

0b0000 No SHA2 instructions implemented.

0b0001 Implements instructions: SHA256H, SHA256H2, SHA256SU0, and SHA256SU1.

0b0010 Implements instructions:

- SHA256H, SHA256H2, SHA256SU0, and SHA256SU1.
- SHA512H, SHA512H2, SHA512SU0, and SHA512SU1.

All other values are reserved.

FEAT_SHA256 implements the functionality identified by the value 0b0001.

FEAT_SHA512 implements the functionality identified by the value 0b0010.

In Armv8, the permitted values are 0b0000 and 0b0001.

From Armv8.2, the permitted values are 0b0000, 0b0001, and 0b0010.

If the value of ID_AA64ISAR0_EL1.SHA1 is 0b0000, this field must have the value 0b0000.

If the value of this field is 0b0010, ID_AA64ISAR0_EL1.SHA3 must have the value 0b0001.

SHA1, bits [11:8]

Indicates support for SHA1 instructions in AArch64 state. Defined values are:

0b0000 No SHA1 instructions implemented.

0b0001 SHA1C, SHA1P, SHA1M, SHA1H, SHA1SU0, and SHA1SU1 instructions implemented.

All other values are reserved.

FEAT_SHA implements the functionality identified by the value 0b0001.

From Armv8, the permitted values are 0b0000 and 0b0001.

If the value of ID_AA64ISAR0_EL1.SHA2 is 0b0000, this field must have the value 0b0000.

AES, bits [7:4]

Indicates support for AES instructions in AArch64 state. Defined values are:

- 0b0000 No AES instructions implemented.
 - 0b0001 AESE, AESD, AESMC, and AESIMC instructions implemented.
 - 0b0010 As for 0b0001, plus PMULL/PMULL2 instructions operating on 64-bit data quantities.
- FEAT_AES implements the functionality identified by the value 0b0001.
 FEAT_PMULL implements the functionality identified by the value 0b0010.
 All other values are reserved.
 From Armv8, the permitted values are 0b0000 and 0b0010.

Bits [3:0]

Reserved, RES0.

Accessing ID_AA64ISAR0_EL1

Accesses to this register use the following encodings in the System register encoding space:

MRS <Xt>, ID_AA64ISAR0_EL1

op0	op1	CRn	CRm	op2
0b11	0b000	0b0000	0b0110	0b000

```

if PSTATE.EL == EL0 then
  if IsFeatureImplemented(FEAT_IDST) then
    if HCR_EL2.TGE == '1' then
      AArch64.SystemAccessTrap(EL2, 0x18);
    else
      AArch64.SystemAccessTrap(EL1, 0x18);
    else
      UNDEFINED;
  elseif PSTATE.EL == EL1 then
    if HCR_EL2.TID3 == '1' then
      AArch64.SystemAccessTrap(EL2, 0x18);
    else
      X[t, 64] = ID_AA64ISAR0_EL1;
  elseif PSTATE.EL == EL2 then
    X[t, 64] = ID_AA64ISAR0_EL1;
  
```

G1.3.6 ID_AA64ISAR1_EL1, AArch64 Instruction Set Attribute Register 1

The ID_AA64ISAR1_EL1 characteristics are:

Purpose

Provides information about the features and instructions implemented in AArch64 state.

For general information about the interpretation of the ID registers, see 'Principles of the ID scheme for fields in ID registers'.

Configurations

There are no configuration notes.

Attributes

ID_AA64ISAR1_EL1 is a 64-bit register.

Field descriptions

63										52		51		48		47		44		43		40		39		36		35		32		
RES0										DGH		RES0		SPECRES		SB		RES0														
31			28		27		24		23		20		19		16		15		12		11		8		7		4		3		0	
GPI			GPA		LRCPC		FCMA		JSCVT		API		APA		DPB																	

Bits [63:52]

Reserved, RES0.

DGH, bits [51:48]

Indicates support for the Data Gathering Hint instruction. Defined values are:

0b0000 Data Gathering Hint is not implemented.

0b0001 Data Gathering Hint is implemented.

All other values are reserved.

FEAT_DGH implements the functionality identified by 0b0001.

From Armv8.0, the permitted values are 0b0000 and 0b0001.

If the DGH instruction has no effect in preventing the merging of memory accesses, the value of this field is 0b0000.

Bits [47:44]

Reserved, RES0.

SPECRES, bits [43:40]

Indicates support for prediction invalidation instructions in AArch64 state. Defined values are:

0b0000 CFP RCTX, DVP RCTX, and CPP RCTX instructions are not implemented.

0b0001 CFP RCTX, DVP RCTX, and CPP RCTX instructions are implemented.

All other values are reserved.

FEAT_SPECRES implements the functionality identified by 0b0001.

In Armv8-R, the permitted values are 0b0000 and 0b0001.

SB, bits [39:36]

Indicates support for SB instruction in AArch64 state. Defined values are:

0b0000 SB instruction is not implemented.

0b0001 SB instruction is implemented.

All other values are reserved.

FEAT_SB implements the functionality identified by 0b0001.

In Armv8-R, the permitted values are 0b0000 and 0b0001.

Bits [35:32]

Reserved, RES0.

GPI, bits [31:28]

Indicates support for an IMPLEMENTATION DEFINED algorithm is implemented in the PE for generic code authentication in AArch64 state. Defined values are:

0b0000 Generic Authentication using an IMPLEMENTATION DEFINED algorithm is not implemented.

0b0001 Generic Authentication using an IMPLEMENTATION DEFINED algorithm is implemented. This includes the PACGA instruction.

All other values are reserved.

FEAT_PACIMP implements the functionality identified by 0b0001.

From Armv8.3, the permitted values are 0b0000 and 0b0001.

If the value of ID_AA64ISAR1_EL1.GPA is non-zero, this field must have the value 0b0000.

GPA, bits [27:24]

Indicates whether the QARMA5 algorithm is implemented in the PE for generic code authentication in AArch64 state. Defined values are:

0b0000 Generic Authentication using the QARMA5 algorithm is not implemented.

0b0001 Generic Authentication using the QARMA5 algorithm is implemented. This includes the PACGA instruction.

All other values are reserved.

FEAT_PACQARMA5 implements the functionality identified by 0b0001.

From Armv8.3, the permitted values are 0b0000 and 0b0001.

If the value of ID_AA64ISAR1_EL1.GPI is non-zero, this field must have the value 0b0000.

LRCPC, bits [23:20]

Indicates support for weaker release consistency, RCpc, based model. Defined values are:

0b0000 The LDAPR*, LDAPUR*, and STLUR* instructions are not implemented.

0b0001 The LDAPR* instructions are implemented.
The LDAPUR*, and STLUR* instructions are not implemented.

0b0010 The LDAPR*, LDAPUR*, and STLUR* instructions are implemented.

All other values are reserved.

FEAT_LRCPC implements the functionality identified by the value 0b0001.

FEAT_LRCPC2 implements the functionality identified by the value 0b0010.

In Armv8.2, the permitted values are 0b0000, 0b0001, and 0b0010.

In Armv8.3, the permitted values are 0b0001 and 0b0010.

From Armv8.4, the only permitted value is 0b0010.

FCMA, bits [19:16]

Indicates support for complex number addition and multiplication, where numbers are stored in vectors. Defined values are:

0b0000 The FCMLA and FCADD instructions are not implemented.

0b0001 The FCMLA and FCADD instructions are implemented.

All other values are reserved.

FEAT_FCMA implements the functionality identified by the value 0b0001.

In Armv8.0, Armv8.1, and Armv8.2, the only permitted value is 0b0000.

From Armv8.3, if Advanced SIMD or Floating-point is implemented, the only permitted value is 0b0001.

From Armv8.3, if Advanced SIMD or Floating-point is not implemented, the only permitted value is 0b0000.

JSCVT, bits [15:12]

Indicates support for JavaScript conversion from double precision floating point values to integers in AArch64 state. Defined values are:

0b0000 The FJCVTZS instruction is not implemented.

0b0001 The FJCVTZS instruction is implemented.

All other values are reserved.

FEAT_JSCVT implements the functionality identified by 0b0001.

In Armv8.0, Armv8.1, and Armv8.2, the only permitted value is 0b0000.

From Armv8.3, if Advanced SIMD or Floating-point is implemented, the only permitted value is 0b0001.

From Armv8.3, if Advanced SIMD or Floating-point is not implemented, the only permitted value is 0b0000.

API, bits [11:8]

Indicates whether an IMPLEMENTATION DEFINED algorithm is implemented in the PE for address authentication, in AArch64 state. This applies to all Pointer Authentication instructions other than the PACGA instruction. Defined values are:

0b0000 Address Authentication using an IMPLEMENTATION DEFINED algorithm is not implemented.

0b0001 Address Authentication using an IMPLEMENTATION DEFINED algorithm is implemented, with the HaveEnhancedPAC() and HaveEnhancedPAC2() functions returning FALSE.

0b0010 Address Authentication using an IMPLEMENTATION DEFINED algorithm is implemented, with the HaveEnhancedPAC() function returning TRUE, and the HaveEnhancedPAC2() function returning FALSE.

0b0011 Address Authentication using an IMPLEMENTATION DEFINED algorithm is implemented, with the HaveEnhancedPAC2() function returning TRUE, and the HaveEnhancedPAC() function returning FALSE.

0b0100 Address Authentication using an IMPLEMENTATION DEFINED algorithm is implemented, with the HaveEnhancedPAC2() function returning TRUE, the HaveFPAC() function returning TRUE, the HaveFPACCombined() function returning FALSE, and the HaveEnhancedPAC() function returning FALSE.

0b0101 Address Authentication using an IMPLEMENTATION DEFINED algorithm is implemented, with the HaveEnhancedPAC2() function returning TRUE, the HaveFPAC() function returning TRUE, the HaveFPACCombined() function returning TRUE, and the HaveEnhancedPAC() function returning FALSE.

All other values are reserved.

FEAT_PAuth implements the functionality identified by 0b0001.

FEAT_EPAC implements the functionality identified by 0b0010.

FEAT_PAuth2 implements the functionality identified by 0b0011.

FEAT_FPAC implements the functionality identified by 0b0100.

FEAT_FPACCOMBINE implements the functionality identified by 0b0101.

When this field is non-zero, FEAT_PACIMP is implemented.

In Armv8-R, the permitted values are 0b0001, 0b0010, 0b0011, 0b0100, and 0b0101.

If the value of ID_AA64ISAR1_EL1.APA is non-zero, this field must have the value 0b0000.

APA, bits [7:4]

Indicates whether the QARMA5 algorithm is implemented in the PE for address authentication, in AArch64 state. This applies to all Pointer Authentication instructions other than the PACGA instruction. Defined values are:

- 0b0000 Address Authentication using the QARMA5 algorithm is not implemented.
- 0b0001 Address Authentication using the QARMA5 algorithm is implemented, with the HaveEnhancedPAC() and HaveEnhancedPAC2() functions returning FALSE.
- 0b0010 Address Authentication using the QARMA5 algorithm is implemented, with the HaveEnhancedPAC() function returning TRUE and the HaveEnhancedPAC2() function returning FALSE.
- 0b0011 Address Authentication using the QARMA5 algorithm is implemented, with the HaveEnhancedPAC2() function returning TRUE, the HaveFPAC() function returning FALSE, the HaveFPACCombined() function returning FALSE, and the HaveEnhancedPAC() function returning FALSE.
- 0b0100 Address Authentication using the QARMA5 algorithm is implemented, with the HaveEnhancedPAC2() function returning TRUE, the HaveFPAC() function returning TRUE, the HaveFPACCombined() function returning FALSE, and the HaveEnhancedPAC() function returning FALSE.
- 0b0101 Address Authentication using the QARMA5 algorithm is implemented, with the HaveEnhancedPAC2() function returning TRUE, the HaveFPAC() function returning TRUE, the HaveFPACCombined() function returning TRUE, and the HaveEnhancedPAC() function returning FALSE.

All other values are reserved.

FEAT_PAAuth implements the functionality identified by 0b0001.

FEAT_EPAC implements the functionality identified by 0b0010.

FEAT_PAAuth2 implements the functionality identified by 0b0011.

FEAT_FPAC implements the functionality identified by 0b0100.

FEAT_FPACCOMBINE implements the functionality identified by 0b0101.

When this field is non-zero, FEAT_PACQARMA5 is implemented.

In Armv8-R, the permitted values are 0b0001, 0b0010, 0b0011, 0b0100, and 0b0101.

If the value of ID_AA64ISAR1_EL1.API is non-zero, this field must have the value 0b0000.

DPB, bits [3:0]

Data Persistence writeback. Indicates support for the DC_CVAP and DC_CVADP instructions in AArch64 state. Defined values are:

- 0b0000 DC_CVAP not supported.
- 0b0001 DC_CVAP supported.
- 0b0010 DC_CVAP and DC_CVADP supported.

All other values are reserved.

FEAT_DPB implements the functionality identified by the value 0b0001.

FEAT_DPB2 implements the functionality identified by the value 0b0010.

In Armv8-R, the permitted values are 0b0001 and 0b0010.

Accessing ID_AA64ISAR1_EL1

Accesses to this register use the following encodings in the System register encoding space:

MRS <Xt>, ID_AA64ISAR1_EL1

op0	op1	CRn	CRm	op2
0b11	0b000	0b0000	0b0110	0b001

```

if PSTATE.EL == EL0 then
    if IsFeatureImplemented(FEAT_IDST) then
        if HCR_EL2.TGE == '1' then
            AArch64.SystemAccessTrap(EL2, 0x18);
        else
            AArch64.SystemAccessTrap(EL1, 0x18);
        else
            UNDEFINED;
    elsif PSTATE.EL == EL1 then
        if HCR_EL2.TID3 == '1' then
            AArch64.SystemAccessTrap(EL2, 0x18);
        else
            X[t, 64] = ID_AA64ISAR1_EL1;
    elsif PSTATE.EL == EL2 then
        X[t, 64] = ID_AA64ISAR1_EL1;

```

G1.3.7 ID_AA64MMFR0_EL1, AArch64 Memory Model Feature Register 0

The ID_AA64MMFR0_EL1 characteristics are:

Purpose

Provides information about the implemented memory model and memory management support in AArch64 state.

For general information about the interpretation of the ID registers, see 'Principles of the ID scheme for fields in ID registers'.


Configurations

There are no configuration notes.

Attributes

ID_AA64MMFR0_EL1 is a 64-bit register.

Field descriptions



Bits [63:56]

Reserved, RES0.

MSA_frac, bits [55:52]

Memory System Architecture fractional field. This holds the information on additional Memory System Architectures supported. Defined values are:

- 0b0000 PMSAv8-64 not supported in any translation regime.
- 0b0001 PMSAv8-64 supported in all translation regimes. No support for VMSAv8-64.
- 0b0010 PMSAv8-64 supported in all translation regimes. In addition to PMSAv8-64, stage 1 EL1&0 translation regime also supports VMSAv8-64.

All other values are reserved.

The permitted values are 0b0001 and 0b0010.

This field is valid only when ID_AA64MMFR0_EL1.MSA is 0b1111.

MSA, bits [51:48]

Memory System Architecture ID field. This holds the information on Memory System Architectures supported. Defined values are:

- 0b0000 VMSAv8-64 supported in all translation regimes. No support for PMSAv8-64.
- 0b1111 See ID_AA64MMFR0_EL1.MSA_frac for the Memory System Architectures supported.

All other values are reserved.

In Armv8-R, the only permitted value is 0b1111.

Bits [47:32]

Reserved, RES0.

TGran4, bits [31:28]

Indicates support for 4KB memory translation granule size. Defined values are:

0b0000 4KB granule supported.

0b1111 4KB granule not supported.

All other values are reserved.

TGran64, bits [27:24]

Indicates support for 64KB memory translation granule size. Defined values are:

0b0000 64KB granule supported.

0b1111 64KB granule not supported.

All other values are reserved.

TGran16, bits [23:20]

Indicates support for 16KB memory translation granule size. Defined values are:

0b0000 16KB granule not supported.

0b0001 16KB granule supported.

All other values are reserved.

BigEndEL0, bits [19:16]

Indicates support for mixed-endian at EL0 only. Defined values are:

0b0000 No mixed-endian support at EL0. The [SCTLR_EL1.E0E](#) bit has a fixed value.

0b0001 Mixed-endian support at EL0. The [SCTLR_EL1.E0E](#) bit can be configured.

All other values are reserved.

This field is invalid and is RES0 if [ID_AA64MMFR0_EL1.BigEnd](#) is not 0b0000.

SNSMem, bits [15:12]

Indicates support for a distinction between Secure and Non-secure Memory. Defined values are:

0b0000 Does not support a distinction between Secure and Non-secure Memory.

0b0001 Does support a distinction between Secure and Non-secure Memory.

————— Note —————

If EL3 is implemented, the value 0b0000 is not permitted.

All other values are reserved.

BigEnd, bits [11:8]

Indicates support for mixed-endian configuration. Defined values are:

0b0000 No mixed-endian support. The [SCTLR_ELx.EE](#) bits have a fixed value. See the [BigEndEL0](#) field, bits[19:16], for whether EL0 supports mixed-endian.

0b0001 Mixed-endian support. The [SCTLR_ELx.EE](#) and [SCTLR_EL1.E0E](#) bits can be configured.

All other values are reserved.

ASIDBits, bits [7:4]

Number of ASID bits. Defined values are:

0b0000 8 bits.

0b0010 16 bits.

All other values are reserved.

PARange, bits [3:0]

Physical Address range supported. Defined values are:

- 0b0000 32 bits, 4GB.
- 0b0001 36 bits, 64GB.
- 0b0010 40 bits, 1TB.
- 0b0011 42 bits, 4TB.
- 0b0100 44 bits, 16TB.
- 0b0101 48 bits, 256TB.
- 0b0110 52 bits, 4PB.

All other values are reserved.

The value 0b0110 is permitted only if the implementation includes FEAT_LPA, otherwise it is reserved.

Accessing ID_AA64MMFR0_EL1

Accesses to this register use the following encodings in the System register encoding space:

MRS <Xt>, ID_AA64MMFR0_EL1

op0	op1	CRn	CRm	op2
0b11	0b000	0b0000	0b0111	0b000

```

if PSTATE.EL == EL0 then
  if IsFeatureImplemented(FEAT_IDST) then
    if HCR_EL2.TGE == '1' then
      AArch64.SystemAccessTrap(EL2, 0x18);
    else
      AArch64.SystemAccessTrap(EL1, 0x18);
  else
    UNDEFINED;
elseif PSTATE.EL == EL1 then
  if HCR_EL2.TID3 == '1' then
    AArch64.SystemAccessTrap(EL2, 0x18);
  else
    X[t, 64] = ID_AA64MMFR0_EL1;
elseif PSTATE.EL == EL2 then
  X[t, 64] = ID_AA64MMFR0_EL1;

```

G1.3.8 ID_AA64MMFR1_EL1, AArch64 Memory Model Feature Register 1

The ID_AA64MMFR1_EL1 characteristics are:

Purpose

Provides information about the implemented memory model and memory management support in AArch64 state.

For general information about the interpretation of the ID registers, see 'Principles of the ID scheme for fields in ID registers'.

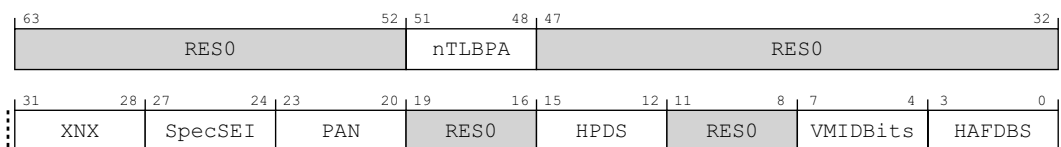
Configurations

There are no configuration notes.

Attributes

ID_AA64MMFR1_EL1 is a 64-bit register.

Field descriptions



Bits [63:52]

Reserved, RES0.

nTLBPA, bits [51:48]

When architecture implements VMSA extension:

Indicates support for intermediate caching of translation table walks. Defined values are:

0b0000 The intermediate caching of translation table walks might include non-coherent physical translation caches.

0b0001 The intermediate caching of translation table walks does not include non-coherent physical translation caches.

Non-coherent physical translation caches are non-coherent caches of previous valid translation table entries since the last completed relevant TLBI applicable to the PE, where either:

- The caching is indexed by the physical address of the location holding the translation table entry.
- The caching is used for stage 1 translations and is indexed by the intermediate physical address of the location holding the translation table entry.

All other values are reserved.

FEAT_nTLBPA implements the functionality identified by the value 0b0001.

In Armv8-R, the permitted values are 0b0000 and 0b0001.

Otherwise:

Reserved, RES0.

Bits [47:32]

Reserved, RES0.

XNX, bits [31:28]

Indicates support for execute-never control distinction by Exception level at stage 2. Defined values are:

0b0000 Distinction between EL0 and EL1 execute-never control at stage 2 not supported.

0b0001 Distinction between EL0 and EL1 execute-never control at stage 2 supported.

All other values are reserved.

FEAT_XNX implements the functionality identified by the value 0b0001.

From Armv8.2, the only permitted value is 0b0001.

SpecSEI, bits [27:24]

When FEAT_RAS is implemented:

Describes whether the PE can generate SError interrupt exceptions from speculative reads of memory, including speculative instruction fetches.

0b0000 The PE never generates an SError interrupt due to an External abort on a speculative read.

0b0001 The PE might generate an SError interrupt due to an External abort on a speculative read.

All other values are reserved.

Otherwise:

Reserved, RES0.

PAN, bits [23:20]

Privileged Access Never. Indicates support for the PAN bit in PSTATE, SPSR_EL1, SPSR_EL2, SPSR_EL3, and DSPSR_EL0. Defined values are:

0b0000 PAN not supported.

0b0001 PAN supported.

0b0010 PAN supported and AT_S1E1RP and AT_S1E1WP instructions supported.

All other values are reserved.

FEAT_PAN implements the functionality identified by the value 0b0001.

FEAT_PAN2 implements the functionality added by the value 0b0010.

In Armv8.1, the permitted values are 0b0001, 0b0010, and 0b0011.

From Armv8.2, the permitted values are 0b0010 and 0b0011.

Bits [19:16]

Reserved, RES0.

HPDS, bits [15:12]

When architecture implements VMSA extension:

Hierarchical Permission Disables. Indicates support for disabling hierarchical controls in translation tables. Defined values are:

0b0000 Disabling of hierarchical controls not supported.

0b0001 Disabling of hierarchical controls supported with the [TCR_EL1](#).{HPD1, HPD0}, [TCR_EL2](#).HPD or [TCR_EL2](#).{HPD1, HPD0}, and [TCR_EL3](#).HPD bits.

0b0010 As for value 0b0001, and adds possible hardware allocation of bits[62:59] of the Translation table descriptors from the final lookup level for IMPLEMENTATION DEFINED use.

All other values are reserved.

FEAT_HPDS implements the functionality identified by the value 0b0001.

FEAT_HPDS2 implements the functionality identified by the value 0b0010.

From Armv8.1, the value 0b0000 is not permitted.

Otherwise:

Reserved, RES0.

Bits [11:8]

Reserved, RES0.

VMIDBits, bits [7:4]

Number of VMID bits. Defined values are:

0b0000 8 bits

0b0010 16 bits

All other values are reserved.

FEAT_VMID16 implements the functionality identified by the value 0b0010.

From Armv8.1, the permitted values are 0b0000 and 0b0010.

HAFDBS, bits [3:0]

When architecture implements VMSA extension:

Hardware updates to Access flag and Dirty state in translation tables. Defined values are:

0b0000 Hardware update of the Access flag and dirty state are not supported.

0b0001 Hardware update of the Access flag is supported.

0b0010 Hardware update of both the Access flag and dirty state is supported.

All other values are reserved.

FEAT_HAFDBS implements the functionality identified by the values 0b0001 and 0b0010.

From Armv8.1, the permitted values are 0b0000, 0b0001, and 0b0010.

Otherwise:

Reserved, RES0.

Accessing ID_AA64MMFR1_EL1

Accesses to this register use the following encodings in the System register encoding space:

MRS <Xt>, ID_AA64MMFR1_EL1

op0	op1	CRn	CRm	op2
0b11	0b000	0b0000	0b0111	0b001

```

if PSTATE.EL == EL0 then
    if IsFeatureImplemented(FEAT_IDST) then
        if HCR_EL2.TGE == '1' then
            AArch64.SystemAccessTrap(EL2, 0x18);
        else
            AArch64.SystemAccessTrap(EL1, 0x18);
        else
            UNDEFINED;
    elseif PSTATE.EL == EL1 then
        if HCR_EL2.TID3 == '1' then
            AArch64.SystemAccessTrap(EL2, 0x18);
        else
            X[t, 64] = ID_AA64MMFR1_EL1;
    elseif PSTATE.EL == EL2 then
        X[t, 64] = ID_AA64MMFR1_EL1;

```

G1.3.9 ID_AA64MMFR2_EL1, AArch64 Memory Model Feature Register 2

The ID_AA64MMFR2_EL1 characteristics are:

Purpose

Provides information about the implemented memory model and memory management support in AArch64 state.

For general information about the interpretation of the ID registers, see 'Principles of the ID scheme for fields in ID registers'.

Configurations

———— Note ————

Prior to the introduction of the features described by this register, this register was unnamed and reserved, RES0 from EL1, EL2, and EL3.

Attributes

ID_AA64MMFR2_EL1 is a 64-bit register.

Field descriptions

63	60	59	56	55	52	51	48	47	44	43	40	39	36	35	32	
EOPD			RES0			BBM		TTL		RES0		FWB		IDS		AT
31	28	27	24	23	20	19	16	15	12	11	8	7	4	3	0	
ST		RES0		CCIDX		VARange		IESB		RES0		UAO		CnP		

EOPD, bits [63:60]

When architecture implements VMSA extension:

Indicates support for the EOPD mechanism. Defined values are:

0b0000 EOPDx mechanism is not implemented.

0b0001 EOPDx mechanism is implemented.

All other values are reserved.

FEAT_EOPD implements the functionality identified by the value 0b0001.

In Armv8.4, the permitted values are 0b0000 and 0b0001.

From Armv8.5, the only permitted value is 0b0001.

If FEAT_EOPD is implemented, FEAT_CSV3 must be implemented.

Otherwise:

Reserved, RES0.

Bits [59:56]

Reserved, RES0.

BBM, bits [55:52]

When architecture implements VMSA extension:

Allows identification of the requirements of the hardware to have break-before-make sequences when changing block size for a translation.

0b0000 Level 0 support for changing block size is supported.

0b0001 Level 1 support for changing block size is supported.

0b0010 Level 2 support for changing block size is supported.

All other values are reserved.

FEAT_BBM implements the functionality identified by the values 0b0000, 0b0001, and 0b0010.

From Armv8.4, the permitted values are 0b0000, 0b0001, and 0b0010.

Otherwise:

Reserved, RES0.

TTL, bits [51:48]

When architecture implements VMSA extension:

Indicates support for TTL field in address operations. Defined values are:

0b0000 TLB maintenance instructions by address have bits[47:44] as RES0.

0b0001 TLB maintenance instructions by address have bits[47:44] holding the TTL field.

All other values are reserved.

FEAT_TTL implements the functionality identified by the value 0b0001.

This field affects TLBI_IPAS2E1, TLBI_IPAS2E1IS, TLBI_IPAS2E1OS, TLBI_IPAS2LE1, TLBI_IPAS2LE1IS, TLBI_IPAS2LE1OS, TLBI_VAAE1, TLBI_VAAE1IS, TLBI_VAAE1OS, TLBI_VAALE1, TLBI_VAALE1IS, TLBI_VAALE1OS, TLBI_VAE1, TLBI_VAE1IS, TLBI_VAE1OS, TLBI_VAE2, TLBI_VAE2IS, TLBI_VAE2OS, TLBI_VAE3, TLBI_VAE3IS, TLBI_VAE3OS, TLBI_VALE1, TLBI_VALE1IS, TLBI_VALE1OS, TLBI_VALE2, TLBI_VALE2IS, TLBI_VALE2OS, TLBI_VALE3, TLBI_VALE3IS, TLBI_VALE3OS.

From Armv8.4, the only permitted value is 0b0001.

Otherwise:

Reserved, RES0.

Bits [47:44]

Reserved, RES0.

FWB, bits [43:40]

Indicates support for HCR_EL2.FWB. Defined values are:

0b0000 HCR_EL2.FWB bit is not supported.

0b0001 HCR_EL2.FWB is supported.

All other values reserved.

FEAT_S2FWB implements the functionality identified by the value 0b0001.

From Armv8.4, the only permitted value is 0b0001.

IDS, bits [39:36]

Indicates the value of ESR_ELx.EC that reports an exception generated by a read access to the feature ID space. Defined values are:

0b0000 An exception which is generated by a read access to the feature ID space, other than a trap caused by HCR_EL2.TIDx, SCTLR_EL1.UCT, or SCTLR_EL2.UCT, is reported by ESR_ELx.EC == 0x0.

0b0001 All exceptions generated by an AArch64 read access to the feature ID space are reported by ESR_ELx.EC == 0x18.

All other values are reserved.

The Feature ID space is defined as the System register space in AArch64 with op0==3, op1=={0, 1, 3}, CRn==0, CRm=={0-7}, op2=={0-7}.

FEAT_IDST implements the functionality identified by the value 0b0001.

From Armv8.4, the only permitted value is 0b0001.

AT, bits [35:32]

Identifies support for unaligned single-copy atomicity and atomic functions. Defined values are:

- 0b0000 Unaligned single-copy atomicity and atomic functions are not supported.
- 0b0001 Unaligned single-copy atomicity and atomic functions with a 16-byte address range aligned to 16-bytes are supported.

All other values are reserved.

FEAT_LSE2 implements the functionality identified by the value 0b0001.

In Armv8.2, the permitted values are 0b0000 and 0b0001.

From Armv8.4, the only permitted value is 0b0001.

ST, bits [31:28]

When architecture implements VMSA extension:

Identifies support for small translation tables. Defined values are:

- 0b0000 The maximum value of the TCR_ELx.{T0SZ,T1SZ} and VTCR_EL2.T0SZ fields is 39.
- 0b0001 The maximum value of the TCR_ELx.{T0SZ,T1SZ} and VTCR_EL2.T0SZ fields is 48 for 4KB and 16KB granules, and 47 for 64KB granules.

All other values are reserved.

FEAT_TTST implements the functionality identified by the value 0b0001.

If FEAT_SEL2 is implemented, the only permitted value is 0b0001.

In an implementation which does not support FEAT_SEL2, the permitted values are 0b0000 and 0b0001.

Otherwise:

Reserved, RES0.

Bits [27:24]

Reserved, RES0.

CCIDX, bits [23:20]

Support for the use of revised CCSIDR_EL1 register format. Defined values are:

- 0b0000 32-bit format implemented for all levels of the CCSIDR_EL1.
- 0b0001 64-bit format implemented for all levels of the CCSIDR_EL1.

All other values are reserved.

FEAT_CCIDX implements the functionality identified by the value 0b0001.

From Armv8.3, the permitted values are 0b0000 and 0b0001.

VARange, bits [19:16]

Indicates support for a larger virtual address. Defined values are:

- 0b0000 VMSAv8-64 supports 48-bit VAs.
- 0b0001 VMSAv8-64 supports 52-bit VAs when using the 64KB translation granule. The size for other translation granules is not defined by this field.

All other values are reserved.

FEAT_LVA implements the functionality identified by the value 0b0001.

From Armv8.2, the permitted values are 0b0000 and 0b0001.

IESB, bits [15:12]

Indicates support for the IESB bit in the SCTLR_ELx registers. Defined values are:

- 0b0000 IESB bit in the SCTLR_ELx registers is not supported.
- 0b0001 IESB bit in the SCTLR_ELx registers is supported.

All other values are reserved.

FEAT_IESB implements the functionality identified by the value 0b0001.

Bits [11:8]

Reserved, RES0.

UAO, bits [7:4]

User Access Override. Defined values are:

0b0000 UAO not supported.

0b0001 UAO supported.

All other values are reserved.

FEAT_UAO implements the functionality identified by the value 0b0001.

From Armv8.2, the only permitted value is 0b0001.

CnP, bits [3:0]

When architecture implements VMSA extension:

Indicates support for Common not Private translations. Defined values are:

0b0000 Common not Private translations not supported.

0b0001 Common not Private translations supported.

All other values are reserved.

FEAT_TTCNP implements the functionality identified by the value 0b0001.

From Armv8.2, the only permitted value is 0b0001.

Otherwise:

Reserved, RES0.

Accessing ID_AA64MMFR2_EL1

Accesses to this register use the following encodings in the System register encoding space:

MRS <Xt>, ID_AA64MMFR2_EL1

op0	op1	CRn	CRm	op2
0b11	0b000	0b0000	0b0111	0b010

```

if PSTATE.EL == EL0 then
    if IsFeatureImplemented(FEAT_IDST) then
        if HCR_EL2.TGE == '1' then
            AArch64.SystemAccessTrap(EL2, 0x18);
        else
            AArch64.SystemAccessTrap(EL1, 0x18);
        else
            UNDEFINED;
    elsif PSTATE.EL == EL1 then
        if (!IsZero(ID_AA64MMFR2_EL1) || boolean IMPLEMENTATION_DEFINED "ID_AA64MMFR2_EL1 trapped by
HCR_EL2.TID3") && HCR_EL2.TID3 == '1' then
            AArch64.SystemAccessTrap(EL2, 0x18);
        else
            X[t, 64] = ID_AA64MMFR2_EL1;
    elsif PSTATE.EL == EL2 then
        X[t, 64] = ID_AA64MMFR2_EL1;

```

G1.3.10 ID_AA64PFR0_EL1, AArch64 Processor Feature Register 0

The ID_AA64PFR0_EL1 characteristics are:

Purpose

Provides additional information about implemented PE features in AArch64 state.

For general information about the interpretation of the ID registers, see 'Principles of the ID scheme for fields in ID registers'.

Configurations

The external register [EDPFR](#) gives information from this register.

Attributes

ID_AA64PFR0_EL1 is a 64-bit register.

Field descriptions

63	60	59	56	55	52	51	48	47	40	39	36	35	32		
CSV3		CSV2		RES0		DIT		RES0			SEL2		RES0		
31	28	27	24	23	20	19	16	15	12	11	8	7	4	3	0
RAS		GIC		AdvSIMD		FP		EL3		EL2		EL1		EL0	

CSV3, bits [63:60]

Speculative use of faulting data. Defined values are:

- 0b0000 This PE does not disclose whether data loaded under speculation with a permission or domain fault can be used to form an address or generate condition codes or SVE predicate values to be used by other instructions in the speculative sequence.
- 0b0001 Data loaded under speculation with a permission or domain fault cannot be used to form an address, generate condition codes, or generate SVE predicate values to be used by other instructions in the speculative sequence. The execution timing of any other instructions in the speculative sequence is not a function of the data loaded under speculation.

All other values are reserved.

FEAT_CSV3 implements the functionality identified by the value 0b0001.

In Armv8-R, the permitted values are 0b0000 and 0b0001.

If FEAT_EOPD is implemented, FEAT_CSV3 must be implemented.

CSV2, bits [59:56]

Speculative use of out of context branch targets. Defined values are:

- 0b0000 This PE does not disclose whether branch targets trained in one hardware-described context can exploitatively control speculative execution in a different hardware-described context.
- 0b0001 Branch targets trained in one hardware-described context can exploitatively control speculative execution in a different hardware-described context only in a hard-to-determine way. Contexts do not include the SCXTNUM_ELx register contexts. Support for the SCXTNUM_ELx registers is defined in [ID_AA64PFR1_EL1.CSV2_frac](#).
- 0b0010 Branch targets trained in one hardware-described context can exploitatively control speculative execution in a different hardware-described context only in a hard-to-determine way. The SCXTNUM_ELx registers are supported and the contexts include the SCXTNUM_ELx register contexts.

All other values are reserved.

FEAT_CSV2 implements the functionality identified by the value 0b0001.

FEAT_CSV2_2 implements the functionality identified by the value 0b0010.

In Armv8-R, the permitted values are 0b0000, 0b0001, and 0b0010.

Bits [55:52]

Reserved, RES0.

DIT, bits [51:48]

Data Independent Timing. Defined values are:

0b0000 AArch64 does not guarantee constant execution time of any instructions.

0b0001 AArch64 provides the PSTATE.DIT mechanism to guarantee constant execution time of certain instructions.

All other values are reserved.

FEAT_DIT implements the functionality identified by the value 0b0001.

From Armv8.4, the only permitted value is 0b0001.

Bits [47:40]

Reserved, RES0.

SEL2, bits [39:36]

Secure EL2. Defined values are:

0b0000 Secure EL2 is not implemented.

0b0001 Secure EL2 is implemented.

All other values are reserved.

FEAT_SEL2 implements the functionality identified by the value 0b0001.

Bits [35:32]

Reserved, RES0.

RAS, bits [31:28]

RAS Extension version. Defined values are:

0b0000 No RAS Extension.

0b0001 RAS Extension implemented.

0b0010 FEAT_RASv1p1 implemented and, if EL3 is implemented, FEAT_DoubleFault implemented. As 0b0001, and adds support for:

- Additional ERXMISC<m>_EL1 System registers.
- Additional System registers ERXPFGCDN_EL1, ERXPFGCTL_EL1, and ERXPFGF_EL1, and the SCR_EL3.FIEN and HCR_EL2.FIEN trap controls, to support the optional RAS Common Fault Injection Model Extension.

Error records accessed through System registers conform to RAS System Architecture v1.1, which includes simplifications to ERR<n>STATUS and support for the optional RAS Timestamp and RAS Common Fault Injection Model Extensions.

All other values are reserved.

FEAT_RAS implements the functionality identified by the value 0b0001.

FEAT_RASv1p1 and FEAT_DoubleFault implement the functionality identified by the value 0b0010.

In Armv8.0 and Armv8.1, the permitted values are 0b0000 and 0b0001.

In Armv8.2, the only permitted value is 0b0001.

From Armv8.4, if FEAT_DoubleFault is implemented, the only permitted value is 0b0010.

From Armv8.4, when FEAT_DoubleFault is not implemented, and ERRIDR_EL1 is 0, the permitted values are IMPLEMENTATION DEFINED 0b0001 or 0b0010.

Note

When the value of this field is 0b0001, ID_AA64PFR1_EL1.RAS_frac indicates whether FEAT_RASv1p1 is implemented.

GIC, bits [27:24]

System register GIC CPU interface. Defined values are:

- 0b0000 GIC CPU interface system registers not implemented.
- 0b0001 System register interface to versions 3.0 and 4.0 of the GIC CPU interface is supported.
- 0b0011 System register interface to version 4.1 of the GIC CPU interface is supported.

All other values are reserved.

AdvSIMD, bits [23:20]

Advanced SIMD. Defined values are:

- 0b0000 Advanced SIMD is implemented, including support for the following SISR and SIMD operations:
 - Integer byte, halfword, word and doubleword element operations.
 - Single-precision and double-precision floating-point arithmetic.
 - Conversions between single-precision and half-precision data types, and double-precision and half-precision data types.
- 0b0001 As for 0b0000, and also includes support for half-precision floating-point arithmetic.
- 0b1111 Advanced SIMD is not implemented.

All other values are reserved.

This field must have the same value as the FP field.

The permitted values are:

- 0b0000 in an implementation with Advanced SIMD support that does not include the FEAT_FP16 extension.
- 0b0001 in an implementation with Advanced SIMD support that includes the FEAT_FP16 extension.
- 0b1111 in an implementation without Advanced SIMD support.

FP, bits [19:16]

Floating-point. Defined values are:

- 0b0000 Floating-point is implemented, and includes support for:
 - Single-precision and double-precision floating-point types.
 - Conversions between single-precision and half-precision data types, and double-precision and half-precision data types.
- 0b0001 As for 0b0000, and also includes support for half-precision floating-point arithmetic.
- 0b1111 Floating-point is not implemented.

All other values are reserved.

This field must have the same value as the AdvSIMD field.

The permitted values are:

- 0b0000 in an implementation with floating-point support that does not include the FEAT_FP16 extension.
- 0b0001 in an implementation with floating-point support that includes the FEAT_FP16 extension.

- 0b1111 in an implementation without floating-point support.

EL3, bits [15:12]

EL3 Exception level handling. In Armv8-R, the only permitted value is 0b0000. All other values are reserved.

0b0000 EL3 is not implemented.

EL2, bits [11:8]

EL2 Exception level handling. In Armv8-R, the only permitted value is 0b0001. All other values are reserved.

0b0001 EL2 can be executed in AArch64 state only.

EL1, bits [7:4]

EL1 Exception level handling. In Armv8-R, the only permitted value is 0b0001. All other values are reserved.

0b0001 EL1 can be executed in AArch64 state only.

EL0, bits [3:0]

EL0 Exception level handling. In Armv8-R, the only permitted value is 0b0001. All other values are reserved.

0b0001 EL0 can be executed in AArch64 state only.

Accessing ID_AA64PFR0_EL1

Accesses to this register use the following encodings in the System register encoding space:

MRS <Xt>, ID_AA64PFR0_EL1

op0	op1	CRn	CRm	op2
0b11	0b000	0b0000	0b0100	0b000

```

if PSTATE.EL == EL0 then
    if IsFeatureImplemented(FEAT_IDST) then
        if HCR_EL2.TGE == '1' then
            AArch64.SystemAccessTrap(EL2, 0x18);
        else
            AArch64.SystemAccessTrap(EL1, 0x18);
        else
            UNDEFINED;
    elseif PSTATE.EL == EL1 then
        if HCR_EL2.TID3 == '1' then
            AArch64.SystemAccessTrap(EL2, 0x18);
        else
            X[t, 64] = ID_AA64PFR0_EL1;
    elseif PSTATE.EL == EL2 then
        X[t, 64] = ID_AA64PFR0_EL1;

```

G1.3.11 ID_AA64PFR1_EL1, AArch64 Processor Feature Register 1

The ID_AA64PFR1_EL1 characteristics are:

Purpose

Reserved for future expansion of information about implemented PE features in AArch64 state.
 For general information about the interpretation of the ID registers, see 'Principles of the ID scheme for fields in ID registers'.

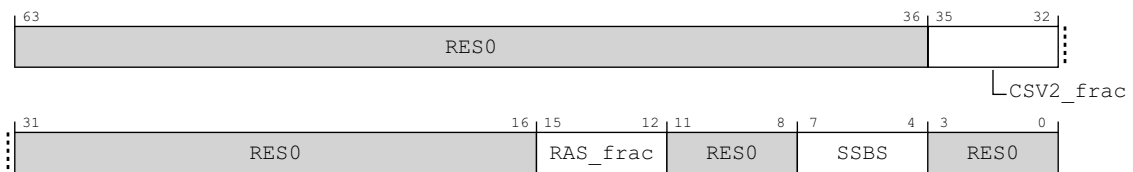
Configurations

There are no configuration notes.

Attributes

ID_AA64PFR1_EL1 is a 64-bit register.

Field descriptions



Bits [63:36]

Reserved, RES0.

CSV2_frac, bits [35:32]

CSV2 fractional field. Defined values are:

- 0b0000 This PE does not disclose whether branch targets trained in one hardware-described context can exploitatively control speculative execution in a different hardware-described context. The SCXTNUM_ELx registers are not supported.
- 0b0001 If ID_AA64PFR0_EL1.CSV2 is 0b0001, branch targets trained in one hardware-described context can exploitatively control speculative execution in a different hardware-described context only in a hard-to-determine way. Within a hardware-described context, branch targets trained for branches situated at one address can control speculative execution of branches situated at different addresses only in a hard-to-determine way. The SCXTNUM_ELx registers are not supported and the contexts do not include the SCXTNUM_ELx register contexts.
- 0b0010 If ID_AA64PFR0_EL1.CSV2 is 0b0001, branch targets trained in one hardware-described context can exploitatively control speculative execution in a different hardware-described context only in a hard-to-determine way. Within a hardware-described context, branch targets trained for branches situated at one address can control speculative execution of branches situated at different addresses only in a hard-to-determine way. The SCXTNUM_ELx registers are supported, but the contexts do not include the SCXTNUM_ELx register contexts.

All other values are reserved.

FEAT_CSV2_1p1 implements the functionality identified by the value 0b0001.

FEAT_CSV2_1p2 implements the functionality identified by the value 0b0010.

In Armv8-R, the permitted values are 0b0000, 0b0001, and 0b0010.

This field is valid only if ID_AA64PFR0_EL1.CSV2 is 0b0001.

Bits [31:16]

Reserved, RES0.

RAS_frac, bits [15:12]

RAS Extension fractional field. Defined values are:

0b0000 If `ID_AA64PFR0_EL1.RAS == 0b0001`, RAS Extension implemented.

0b0001 If `ID_AA64PFR0_EL1.RAS == 0b0001`, as 0b0000 and adds support for:

- Additional `ERXMISC<m>_EL1` System registers.
- Additional System registers `ERXPFPCDN_EL1`, `ERXPFPCCTL_EL1`, and `ERXPFPGF_EL1`, and the `SCR_EL3.FIEN` and `HCR_EL2.FIEN` trap controls, to support the optional RAS Common Fault Injection Model Extension.

Error records accessed through System registers conform to RAS System Architecture v1.1, which includes simplifications to `ERR<n>STATUS`, and support for the optional RAS Timestamp and RAS Common Fault Injection Model Extensions.

All other values are reserved.

`FEAT_RASv1p1` implements the functionality identified by the value 0b0001.

This field is valid only if `ID_AA64PFR0_EL1.RAS == 0b0001`.

Bits [11:8]

Reserved, RES0.

SSBS, bits [7:4]

Speculative Store Bypassing controls in AArch64 state. Defined values are:

0b0000 AArch64 provides no mechanism to control the use of Speculative Store Bypassing.

0b0001 AArch64 provides the `PSTATE.SSBS` mechanism to mark regions that are Speculative Store Bypass Safe.

0b0010 As 0b0001, and adds the MSR and MRS instructions to directly read and write the `PSTATE.SSBS` field.

All other values are reserved.

`FEAT_SSBS` implements the functionality identified by the value 0b0001.

`FEAT_SSBS2` implements the functionality identified by the value 0b0010.

Bits [3:0]

Reserved, RES0.

Accessing `ID_AA64PFR1_EL1`

Accesses to this register use the following encodings in the System register encoding space:

MRS <Xt>, ID_AA64PFR1_EL1

op0	op1	CRn	CRm	op2
0b11	0b000	0b0000	0b0100	0b001

```

if PSTATE.EL == EL0 then
    if IsFeatureImplemented(FEAT_IDST) then
        if HCR_EL2.TGE == '1' then
            AArch64.SystemAccessTrap(EL2, 0x18);
        else
            AArch64.SystemAccessTrap(EL1, 0x18);
        else
            UNDEFINED;

```

```
elseif PSTATE.EL == EL1 then
  if HCR_EL2.TID3 == '1' then
    AArch64.SystemAccessTrap(EL2, 0x18);
  else
    X[t, 64] = ID_AA64PFR1_EL1;
elseif PSTATE.EL == EL2 then
  X[t, 64] = ID_AA64PFR1_EL1;
```

G1.3.12 MAIR_EL1, Memory Attribute Indirection Register (EL1)

The MAIR_EL1 characteristics are:

Purpose

If VMSAv8-64 is enabled at stage 1 of EL1&0 translation regime, this register provides the memory attribute encodings corresponding to the possible AttrIdx values in a Long-descriptor format translation table entry for stage 1 translations at EL1.

If PMSAv8-64 is enabled at stage 1 of EL1&0 translation regime, this register provides the memory attribute encodings corresponding to the possible AttrIdx values in PRLAR_EL1 register for stage 1 translations.

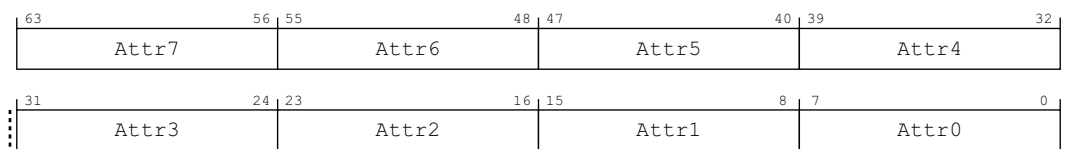
Configurations

There are no configuration notes.

Attributes

MAIR_EL1 is a 64-bit register.

Field descriptions



MAIR_EL1 is permitted to be cached in a TLB.

Attr<n>, bits [8n+7:8n], for n = 7 to 0

The memory attribute encoding for an AttrIdx[2:0] gives the value of <n> in Attr<n>.

Attr is encoded as follows:

Attr	Meaning
0b0000dd00	Device memory. See encoding of 'dd' for the type of Device memory.
0b0000ddxx, (xx != 00)	UNPREDICTABLE.
0boooooiiii, (oooo != 0000 and iiii != 0000)	Normal memory. See encoding of 'oooo' and 'iiii' for the type of Normal Memory.
0b11110000	If FEAT_MTE2 is implemented: Tagged Normal Inner Write-Back, Outer Write-Back, Read-Allocate, Write-Allocate Non-transient memory. Otherwise, UNPREDICTABLE.
0bxxxx0000, (xxxx != 0000 and xxxx != 1111)	UNPREDICTABLE.

'dd' is encoded as follows:

dd	Meaning
0b00	Device-nGnRnE memory

dd	Meaning
0b01	Device-nGnRE memory
0b10	Device-nGRE memory
0b11	Device-GRE memory

'oooo' is encoded as follows:

'oooo'	Meaning
0b0000	See encoding of Attr
0b00RW, RW not 0b00	Normal memory, Outer Write-Through Transient
0b0100	Normal memory, Outer Non-cacheable
0b01RW, RW not 0b00	Normal memory, Outer Write-Back Transient
0b10RW	Normal memory, Outer Write-Through Non-transient
0b11RW	Normal memory, Outer Write-Back Non-transient

R = Outer Read-Allocate policy, W = Outer Write-Allocate policy.

'iiii' is encoded as follows:

'iiii'	Meaning
0b0000	See encoding of Attr
0b00RW, RW not 0b00	Normal memory, Inner Write-Through Transient
0b0100	Normal memory, Inner Non-cacheable
0b01RW, RW not 0b00	Normal memory, Inner Write-Back Transient
0b10RW	Normal memory, Inner Write-Through Non-transient
0b11RW	Normal memory, Inner Write-Back Non-transient

R = Inner Read-Allocate policy, W = Inner Write-Allocate policy.

The R and W bits in 'oooo' and 'iiii' fields have the following meanings:

R or W	Meaning
0b0	No Allocate
0b1	Allocate

The reset behavior of this field is:

- On a Warm reset, this field resets to an architecturally UNKNOWN value.

Accessing MAIR_EL1

When [HCR_EL2.E2H](#) is 1, without explicit synchronization, access from EL3 using the mnemonic MAIR_EL1 or MAIR_EL12 are not guaranteed to be ordered with respect to accesses using the other mnemonic.

Accesses to this register use the following encodings in the System register encoding space:

MRS <Xt>, MAIR_EL1

op0	op1	CRn	CRm	op2
0b11	0b000	0b1010	0b0010	0b000

```

if PSTATE.EL == EL0 then
    UNDEFINED;
elseif PSTATE.EL == EL1 then
    if HCR_EL2.TRVM == '1' then
        AArch64.SystemAccessTrap(EL2, 0x18);
    else
        X[t, 64] = MAIR_EL1;
elseif PSTATE.EL == EL2 then
    X[t, 64] = MAIR_EL1;

```

MSR MAIR_EL1, <Xt>

op0	op1	CRn	CRm	op2
0b11	0b000	0b1010	0b0010	0b000

```

if PSTATE.EL == EL0 then
    UNDEFINED;
elseif PSTATE.EL == EL1 then
    if HCR_EL2.TVM == '1' then
        AArch64.SystemAccessTrap(EL2, 0x18);
    else
        MAIR_EL1 = X[t, 64];
elseif PSTATE.EL == EL2 then
    MAIR_EL1 = X[t, 64];

```

G1.3.13 MAIR_EL2, Memory Attribute Indirection Register (EL2)

The MAIR_EL2 characteristics are:

Purpose

Provides the memory attribute encodings corresponding to the possible AttrIdx values in [PRLAR_EL2](#) for stage 1 EL2 translation regime and for stage 2 EL1&0 translation regime.

For stage 2 EL1&0 translations, the memory attributes are derived from MAIR_EL2 register as described in the Armv8-R AArch64 architecture.

Configurations

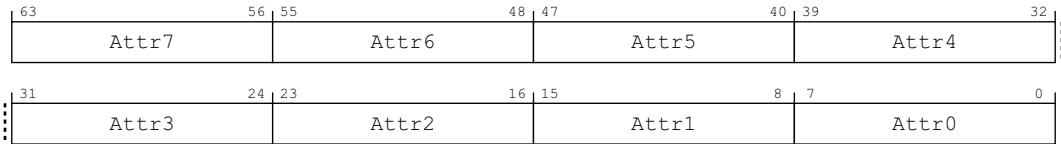
If EL2 is not implemented, this register is RES0 from EL3.

This register has no effect if EL2 is not enabled in the current Security state.

Attributes

MAIR_EL2 is a 64-bit register.

Field descriptions



MAIR_EL2 is permitted to be cached in a TLB.

Attr<n>, bits [8n+7:8n], for n = 7 to 0

The memory attribute encoding for an AttrIdx[2:0] gives the value of <n> in Attr<n>.

Attr is encoded as follows:

Attr	Meaning
0b0000dd00	Device memory. See encoding of 'dd' for the type of Device memory.
0b0000ddxx, (xx != 00)	UNPREDICTABLE.
0boooooiiii, (oooo != 0000 and iiii != 0000)	Normal memory. See encoding of 'oooo' and 'iiii' for the type of Normal Memory.
0b11110000	If FEAT_MTE2 is implemented: Tagged Normal Inner Write-Back, Outer Write-Back, Read-Allocate, Write-Allocate Non-transient memory. Otherwise, UNPREDICTABLE.
0bxxxx0000, (xxxx != 0000 and xxxx != 1111)	UNPREDICTABLE.

'dd' is encoded as follows:

dd	Meaning
0b00	Device-nGnRnE memory
0b01	Device-nGnRE memory
0b10	Device-nGRE memory
0b11	Device-GRE memory

'oooo' is encoded as follows:

'oooo'	Meaning
0b0000	See encoding of Attr
0b00RW, RW not 0b00	Normal memory, Outer Write-Through Transient
0b0100	Normal memory, Outer Non-cacheable
0b01RW, RW not 0b00	Normal memory, Outer Write-Back Transient
0b10RW	Normal memory, Outer Write-Through Non-transient
0b11RW	Normal memory, Outer Write-Back Non-transient

R = Outer Read-Allocate policy, W = Outer Write-Allocate policy.

'iiii' is encoded as follows:

'iiii'	Meaning
0b0000	See encoding of Attr
0b00RW, RW not 0b00	Normal memory, Inner Write-Through Transient
0b0100	Normal memory, Inner Non-cacheable
0b01RW, RW not 0b00	Normal memory, Inner Write-Back Transient
0b10RW	Normal memory, Inner Write-Through Non-transient
0b11RW	Normal memory, Inner Write-Back Non-transient

R = Inner Read-Allocate policy, W = Inner Write-Allocate policy.

The R and W bits in 'oooo' and 'iiii' fields have the following meanings:

R or W	Meaning
0b0	No Allocate
0b1	Allocate

The reset behavior of this field is:

- On a Warm reset, this field resets to an architecturally UNKNOWN value.

Accessing MAIR_EL2

When [HCR_EL2.E2H](#) is 1, without explicit synchronization, access from EL2 using the mnemonic MAIR_EL2 or MAIR_EL1 is not guaranteed to be ordered with respect to accesses using the other mnemonic.

Accesses to this register use the following encodings in the System register encoding space:

MRS <Xt>, MAIR_EL2

op0	op1	CRn	CRm	op2
0b11	0b100	0b1010	0b0010	0b000

```

if PSTATE.EL == EL0 then
  UNDEFINED;
elsif PSTATE.EL == EL1 then
  UNDEFINED;
elsif PSTATE.EL == EL2 then
  X[t, 64] = MAIR_EL2;

```

MSR MAIR_EL2, <Xt>

op0	op1	CRn	CRm	op2
0b11	0b100	0b1010	0b0010	0b000

```

if PSTATE.EL == EL0 then
  UNDEFINED;
elsif PSTATE.EL == EL1 then
  UNDEFINED;
elsif PSTATE.EL == EL2 then
  MAIR_EL2 = X[t, 64];

```

MRS <Xt>, MAIR_EL1

op0	op1	CRn	CRm	op2
0b11	0b000	0b1010	0b0010	0b000

```

if PSTATE.EL == EL0 then
  UNDEFINED;
elsif PSTATE.EL == EL1 then
  if HCR_EL2.TRVM == '1' then
    AArch64.SystemAccessTrap(EL2, 0x18);
  else
    X[t, 64] = MAIR_EL1;
elsif PSTATE.EL == EL2 then
  X[t, 64] = MAIR_EL1;

```

MSR MAIR_EL1, <Xt>

op0	op1	CRn	CRm	op2
0b11	0b000	0b1010	0b0010	0b000

```

if PSTATE.EL == EL0 then
  UNDEFINED;
elsif PSTATE.EL == EL1 then
  if HCR_EL2.TVM == '1' then

```



```
        AArch64.SystemAccessTrap(EL2, 0x18);  
    else  
        MAIR_EL1 = X[t, 64];  
elseif PSTATE.EL == EL2 then  
    MAIR_EL1 = X[t, 64];
```

G1.3.14 MPUIR_EL1, MPU Type Register (EL1)

The MPUIR_EL1 characteristics are:

Purpose

Identifies the number of regions supported by the EL1 MPU.


Configurations

There are no configuration notes.

Attributes

MPUIR_EL1 is a 64-bit register.

Field descriptions



Bits [63:8]

Reserved, RES0.

REGION, bits [7:0]

The number of EL1 MPU regions supported.

Accessing MPUIR_EL1

Accesses to this register use the following encodings in the System register encoding space:

MRS <Xt>, MPUIR_EL1

op0	op1	CRn	CRm	op2
0b11	0b000	0b0000	0b0000	0b100

```

if PSTATE.EL == EL0 then
    if IsFeatureImplemented(FEAT_IDST) then
        if HCR_EL2.TGE == '1' then
            AArch64.SystemAccessTrap(EL2, 0x18);
        else
            AArch64.SystemAccessTrap(EL1, 0x18);
    else
        UNDEFINED;
elseif PSTATE.EL == EL1 then
    if HCR_EL2.TID1 == '1' then
        AArch64.SystemAccessTrap(EL2, 0x18);
    elseif VTCR_EL2.MSA == '1' then
        UNDEFINED;
    else
        X[t, 64] = MPUIR_EL1;
elseif PSTATE.EL == EL2 then
    X[t, 64] = MPUIR_EL1;
    
```

G1.3.15 MPUIR_EL2, MPU Type Register (EL2)

The MPUIR_EL2 characteristics are:

Purpose

Identifies the number of regions supported by the EL2 MPU.


Configurations

There are no configuration notes.

Attributes

MPUIR_EL2 is a 64-bit register.

Field descriptions



Bits [63:8]

Reserved, RES0.

REGION, bits [7:0]

The number of EL2 MPU regions supported.

Accessing MPUIR_EL2

Accesses to this register use the following encodings in the System register encoding space:

MRS <Xt>, MPUIR_EL2

op0	op1	CRn	CRm	op2
0b11	0b100	0b0000	0b0000	0b100

```

if PSTATE.EL == EL0 then
    UNDEFINED;
elseif PSTATE.EL == EL1 then
    UNDEFINED;
elseif PSTATE.EL == EL2 then
    X[t, 64] = MPUIR_EL2;

```

G1.3.16 PRBAR_EL1, Protection Region Base Address Register (EL1)

The PRBAR_EL1 characteristics are:

Purpose

Provides access to the base addresses for the EL1 MPU region. PRSELR_EL1.REGION determines which MPU region is selected.

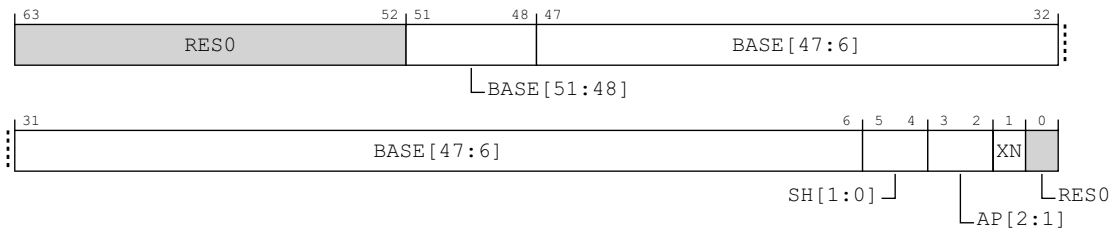
Configurations

All bits above implemented physical address range in this register should be treated as RES0.

Attributes

PRBAR_EL1 is a 64-bit register.

Field descriptions



Bits [63:52]

Reserved, RES0.

BASE[51:48], bits [51:48]

When FEAT_LPA is implemented:

Extension to BASE[47:6]. When FEAT_LPA is implemented, BASE[51:48] form the upper part of the address value. Otherwise, for implementations with fewer than 52 physical address bits, the upper bits of this field, corresponding to address bits that are not implemented, are RES0.

The reset behavior of this field is:

- On a Warm reset, this field resets to an architecturally UNKNOWN value.

Otherwise:

Reserved, RES0.

BASE[47:6], bits [47:6]

Bits[47:6] of the lower inclusive limit of the selected EL1 MPU memory region. This value is zero extended to provide the base address to be checked against.

The reset behavior of this field is:

- On a Warm reset, this field resets to an architecturally UNKNOWN value.

SH[1:0], bits [5:4]

Shareability attribute.

0b00	Non-shareable
0b01	Reserved, CONSTRAINED UNPREDICTABLE
0b10	Outer Shareable
0b11	Inner Shareable

The reset behavior of this field is:

- On a Warm reset, this field resets to an architecturally UNKNOWN value.

AP[2:1], bits [3:2]

Access Permission attributes.

0b00	Read/write at EL1, no access at EL0
0b01	Read/write at EL1 and EL0
0b10	Read-only at EL1, no access at EL0
0b11	Read-only at EL1 and EL0

The reset behavior of this field is:

- On a Warm reset, this field resets to an architecturally UNKNOWN value.

XN, bit [1]

Execute Never

0b0	Execution of instructions fetched from the region is permitted.
0b1	Execution of instructions fetched from the region is not permitted.

The reset behavior of this field is:

- On a Warm reset, this field resets to an architecturally UNKNOWN value.

Bit [0]

Reserved, RES0.

Accessing PRBAR_EL1

Any access to MPU region register PRBAR_EL1 above the number of implemented regions specified by MPUIR_EL1.REGION is CONSTRAINED UNPREDICTABLE.

CONSTRAINED UNPREDICTABLE behavior is defined as:

- Reads of unimplemented PRBAR_EL1 register return an UNKNOWN value.
- Writes to unimplemented PRBAR_EL1 register make all PRBAR_EL1 registers value UNKNOWN.

Accesses to this register use the following encodings in the System register encoding space:

MRS <Xt>, PRBAR_EL1

op0	op1	CRn	CRm	op2
0b11	0b000	0b0110	0b1000	0b000

```

if UInt(PRSELR_EL1.REGION) >= UInt(MPUIR_EL1.REGION) then
    UNDEFINED;
elseif PSTATE.EL == EL0 then
    UNDEFINED;
elseif PSTATE.EL == EL1 then
    if HCR_EL2.TRVM == '1' then
        AArch64.SystemAccessTrap(EL2, 0x18);
    elseif VTCR_EL2.MSA == '1' then
        UNDEFINED;
    else
        X[t, 64] = PRBAR_EL1[UInt(AArch64-PRSELR_EL1.REGION)];
elseif PSTATE.EL == EL2 then
    X[t, 64] = PRBAR_EL1[UInt(AArch64-PRSELR_EL1.REGION)];

```

MSR PRBAR_EL1, <Xt>

op0	op1	CRn	CRm	op2
0b11	0b000	0b0110	0b1000	0b000

```

if UInt(PRSELR_EL1.REGION) >= UInt(MPUIR_EL1.REGION) then
    UNDEFINED;
elseif PSTATE.EL == EL0 then
    UNDEFINED;
elseif PSTATE.EL == EL1 then
    if HCR_EL2.TVM == '1' then
        AArch64.SystemAccessTrap(EL2, 0x18);
    elseif VTCR_EL2.MSA == '1' then
        UNDEFINED;
    else
        PRBAR_EL1[UInt(AArch64-PRSELR_EL1.REGION)] = X[t, 64];
elseif PSTATE.EL == EL2 then
    PRBAR_EL1[UInt(AArch64-PRSELR_EL1.REGION)] = X[t, 64];
  
```

G1.3.17 PRBAR_EL2, Protection Region Base Address Register (EL2)

The PRBAR_EL2 characteristics are:

Purpose

Provides access to the base addresses for the EL2 MPU region. [PRSELR_EL2](#).REGION determines which MPU region is selected.

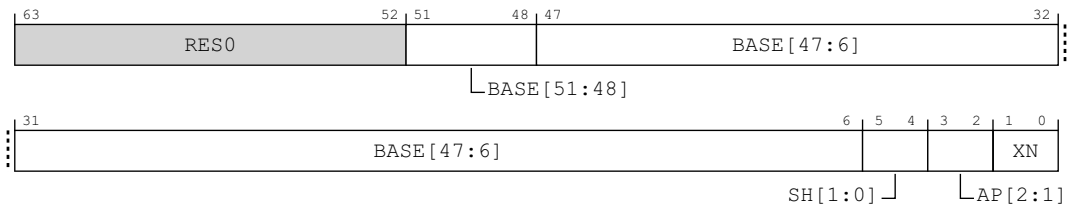
Configurations

All bits above implemented physical address range in this register should be treated as RES0.

Attributes

PRBAR_EL2 is a 64-bit register.

Field descriptions



Bits [63:52]

Reserved, RES0.

BASE[51:48], bits [51:48]

When FEAT_LPA is implemented:

Extension to BASE[47:6]. When FEAT_LPA is implemented, BASE[51:48] form the upper part of the address value. Otherwise, for implementations with fewer than 52 physical address bits, the upper bits of this field, corresponding to address bits that are not implemented, are RES0.

The reset behavior of this field is:

- On a Warm reset, this field resets to an architecturally UNKNOWN value.

Otherwise:

Reserved, RES0.

BASE[47:6], bits [47:6]

Bits[47:6] of the lower inclusive limit of the selected EL2 MPU memory region. This value is zero extended to provide the base address to be checked against.

The reset behavior of this field is:

- On a Warm reset, this field resets to an architecturally UNKNOWN value.

SH[1:0], bits [5:4]

Shareability attribute.

0b00	Non-shareable
0b01	Reserved, CONSTRAINED UNPREDICTABLE
0b10	Outer Shareable
0b11	Inner Shareable

The reset behavior of this field is:

- On a Warm reset, this field resets to an architecturally UNKNOWN value.

AP[2:1], bits [3:2]

Access Permission attributes.

0b00	Read/write at EL2, no access at EL1 or EL0
0b01	Read/write at EL2, EL1 and EL0
0b10	Read-only at EL2, no access at EL1 or EL0
0b11	Read-only at EL2, EL1 and EL0

The reset behavior of this field is:

- On a Warm reset, this field resets to an architecturally UNKNOWN value.

XN, bits [1:0]

Execute Never. For

- Stage 1 EL2 translation regime and
- Stage 2 EL1&0 translation regime when FEAT_XNX is not implemented

XN[1] determines whether execution of the instructions fetched from the MPU memory region is permitted. In this case, XN[0] is RES0

For stage 2 EL1&0 translation regime when FEAT_XNX is implemented, the behavior of XN[1:0] is same as that defined by VMSAv8-64 for EL1&0 stage 2 translation table XN[1:0],bits[54:53] field in Armv8-A architecture.

0b00	Execution of instructions fetched from the region is permitted.
0b01	Execution of instructions fetched from the region is not permitted.

The reset behavior of this field is:

- On a Warm reset, this field resets to an architecturally UNKNOWN value.

Accessing PRBAR_EL2

Any access to MPU region register PRBAR_EL2 above the number of implemented regions specified by MPUIR_EL2.REGION is CONSTRAINED UNPREDICTABLE.

CONSTRAINED UNPREDICTABLE behavior is defined as:

- Reads of unimplemented PRBAR_EL2 register return an UNKNOWN value.
- Writes to unimplemented PRBAR_EL2 register make all PRBAR_EL2 registers value UNKNOWN.

Accesses to this register use the following encodings in the System register encoding space:

MRS <Xt>, PRBAR_EL2

op0	op1	CRn	CRm	op2
0b11	0b100	0b0110	0b1000	0b000

```

if UInt(PRSELR_EL2.REGION) >= UInt(MPUIR_EL2.REGION) then
    UNDEFINED;
elseif PSTATE.EL == EL0 then
    UNDEFINED;
elseif PSTATE.EL == EL1 then
    UNDEFINED;
elseif PSTATE.EL == EL2 then
    X[t, 64] = PRBAR_EL2[UInt(AArch64-PRSELR_EL2.REGION)];

```


MSR PRBAR_EL2, <Xt>

op0	op1	CRn	CRm	op2
0b11	0b100	0b0110	0b1000	0b000

```

if UInt(PRSELR_EL2.REGION) >= UInt(MPUIR_EL2.REGION) then
    UNDEFINED;
elsif PSTATE.EL == EL0 then
    UNDEFINED;
elsif PSTATE.EL == EL1 then
    UNDEFINED;
elsif PSTATE.EL == EL2 then
    PRBAR_EL2[UInt(AArch64-PRSELR_EL2.REGION)] = X[t, 64];
  
```

G1.3.18 PRBAR<n>_EL1, Protection Region Base Address Register n (EL1), n = 1 - 15

The PRBAR<n>_EL1 characteristics are:

Purpose

Provides access to the base address for the MPU region determined by the value of 'n' and PRSELR_EL1.REGION as PRSELR_EL1.REGION<7:4>:n.

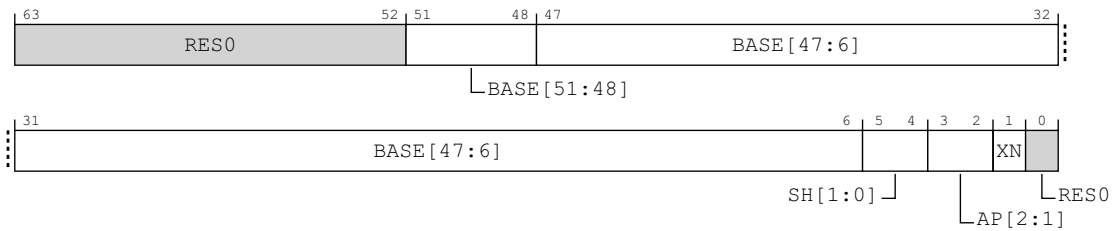
Configurations

All bits above implemented physical address range in this register should be treated as RES0.

Attributes

PRBAR<n>_EL1 is a 64-bit register.

Field descriptions



Bits [63:52]

Reserved, RES0.

BASE[51:48], bits [51:48]

When FEAT_LPA is implemented:

Extension to BASE[47:6]. When FEAT_LPA is implemented, BASE[51:48] form the upper part of the address value. Otherwise, for implementations with fewer than 52 physical address bits, the upper bits of this field, corresponding to address bits that are not implemented, are RES0.

The reset behavior of this field is:

- On a Warm reset, this field resets to an architecturally UNKNOWN value.

Otherwise:

Reserved, RES0.

BASE[47:6], bits [47:6]

Bits[47:6] of the lower inclusive limit of the selected EL1 MPU memory region. This value is zero extended to provide the base address to be checked against.

The reset behavior of this field is:

- On a Warm reset, this field resets to an architecturally UNKNOWN value.

SH[1:0], bits [5:4]

Shareability attribute.

0b00	Non-shareable
0b01	Reserved, CONSTRAINED UNPREDICTABLE
0b10	Outer Shareable
0b11	Inner Shareable

The reset behavior of this field is:

- On a Warm reset, this field resets to an architecturally UNKNOWN value.

AP[2:1], bits [3:2]

Access Permission attributes.

0b00	Read/write at EL1, no access at EL0
0b01	Read/write at EL1 and EL0
0b10	Read-only at EL1, no access at EL0
0b11	Read-only at EL1 and EL0

The reset behavior of this field is:

- On a Warm reset, this field resets to an architecturally UNKNOWN value.

XN, bit [1]

Execute Never

0b0	Execution of instructions fetched from the region is permitted.
0b1	Execution of instructions fetched from the region is not permitted.

The reset behavior of this field is:

- On a Warm reset, this field resets to an architecturally UNKNOWN value.

Bit [0]

Reserved, RES0.

Accessing PRBAR<n>_EL1

Any access to MPU region register PRBAR<n>_EL1 above the number of implemented regions specified by [MPUIR_EL1.REGION](#) is CONSTRAINED UNPREDICTABLE.

CONSTRAINED UNPREDICTABLE behavior is defined as:

- Reads of unimplemented PRBAR<n>_EL1 return an UNKNOWN value.
- Writes to unimplemented PRBAR<n>_EL1 register make all PRBAR_EL1 registers value UNKNOWN.

Accesses to this register use the following encodings in the System register encoding space:

MRS <Xt>, PRBAR<m>_EL1

op0	op1	CRn	CRm	op2
0b11	0b000	0b0110	0b1:m[3:1]	m[0]:0b00

```
integer m = UInt(CRm<2:0>:op2<2>);

if m + (UInt(PRSELR_EL1.REGION<7:4>) * 16) >= UInt(MPUIR_EL1.REGION) then
    UNDEFINED;
elseif PSTATE.EL == EL0 then
    UNDEFINED;
elseif PSTATE.EL == EL1 then
    if HCR_EL2.TRVM == '1' then
        AArch64.SystemAccessTrap(EL2, 0x18);
    elseif VTCR_EL2.MSA == '1' then
        UNDEFINED;
    else
        X[t, 64] = PRBAR_EL1[m + (UInt(AArch64-PRSELR_EL1.REGION<7:4>) * 16)];
elseif PSTATE.EL == EL2 then
    X[t, 64] = PRBAR_EL1[m + (UInt(AArch64-PRSELR_EL1.REGION<7:4>) * 16)];
```

MSR PRBAR<m>_EL1, <Xt>

op0	op1	CRn	CRm	op2
0b11	0b000	0b0110	0b1:m[3:1]	m[0]:0b00

```

integer m = UInt(CRm<2:0>:op2<2>);

if PSTATE.EL == EL0 then
    UNDEFINED;
elseif PSTATE.EL == EL1 then
    if HCR_EL2.TVM == '1' then
        AArch64.SystemAccessTrap(EL2, 0x18);
    elseif VTCR_EL2.MSA == '1' then
        UNDEFINED;
    else
        PRBAR_EL1[m + (UInt(AArch64-PRSELR_EL1.REGION<7:4>) * 16)] = X[t, 64];
elseif PSTATE.EL == EL2 then
    PRBAR_EL1[m + (UInt(AArch64-PRSELR_EL1.REGION<7:4>) * 16)] = X[t, 64];
  
```

G1.3.19 PRBAR<n>_EL2, Protection Region Base Address Register n (EL2), n = 1 - 15

The PRBAR<n>_EL2 characteristics are:

Purpose

Provides access to the base address for the MPU region determined by the value of 'n' and PRSELR_EL2.REGION as PRSELR_EL2.REGION<7:4>:n.

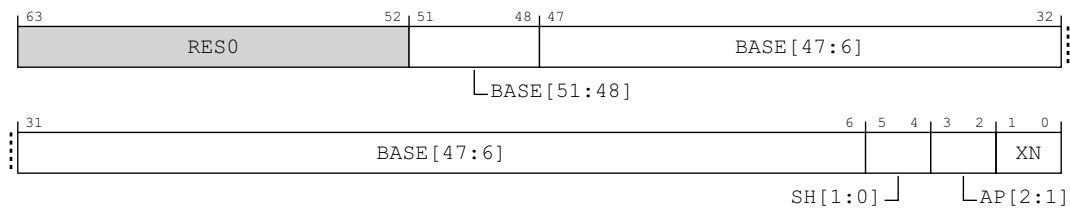
Configurations

All bits above implemented physical address range in this register should be treated as RES0.

Attributes

PRBAR<n>_EL2 is a 64-bit register.

Field descriptions



Bits [63:52]

Reserved, RES0.

BASE[51:48], bits [51:48]

When FEAT_LPA is implemented:

Extension to BASE[47:6]. When FEAT_LPA is implemented, BASE[51:48] form the upper part of the address value. Otherwise, for implementations with fewer than 52 physical address bits, the upper bits of this field, corresponding to address bits that are not implemented, are RES0.

The reset behavior of this field is:

- On a Warm reset, this field resets to an architecturally UNKNOWN value.

Otherwise:

Reserved, RES0.

BASE[47:6], bits [47:6]

Bits[47:6] of the lower inclusive limit of the selected EL2 MPU memory region. This value is zero extended to provide the base address to be checked against.

The reset behavior of this field is:

- On a Warm reset, this field resets to an architecturally UNKNOWN value.

SH[1:0], bits [5:4]

Shareability attribute.

0b00	Non-shareable
0b01	Reserved, CONSTRAINED UNPREDICTABLE
0b10	Outer Shareable
0b11	Inner Shareable

The reset behavior of this field is:

- On a Warm reset, this field resets to an architecturally UNKNOWN value.

AP[2:1], bits [3:2]

Access Permission attributes.

0b00	Read/write at EL2, no access at EL1 or EL0
0b01	Read/write at EL2, EL1 and EL0
0b10	Read-only at EL2, no access at EL1 or EL0
0b11	Read-only at EL2, EL1 and EL0

The reset behavior of this field is:

- On a Warm reset, this field resets to an architecturally UNKNOWN value.

XN, bits [1:0]

Execute Never. For

- Stage 1 EL2 translation regime and
- Stage 2 EL1&0 translation regime when FEAT_XNX is not implemented

XN[1] determines whether execution of the instructions fetched from the MPU memory region is permitted. In this case, XN[0] is RES0

For stage 2 EL1&0 translation regime when FEAT_XNX is implemented, the behavior of XN[1:0] is same as that defined by VMSAv8-64 for EL1&0 stage 2 translation table XN[1:0],bits[54:53] field in Armv8-A architecture.

0b00	Execution of instructions fetched from the region is permitted.
0b01	Execution of instructions fetched from the region is not permitted.

The reset behavior of this field is:

- On a Warm reset, this field resets to an architecturally UNKNOWN value.

Accessing PRBAR<n>_EL2

Any access to MPU region register PRBAR<n>_EL2 above the number of implemented regions specified by MPUIR_EL2.REGION is CONSTRAINED UNPREDICTABLE.

CONSTRAINED UNPREDICTABLE behavior is defined as:

- Reads of unimplemented PRBAR<n>_EL2 return an UNKNOWN value.
- Writes to unimplemented PRBAR<n>_EL2 register make all PRBAR_EL2 registers value UNKNOWN.

Accesses to this register use the following encodings in the System register encoding space:

MRS <Xt>, PRBAR<m>_EL2

op0	op1	CRn	CRm	op2
0b11	0b100	0b0110	0b1:m[3:1]	m[0]:0b00

```
integer m = UInt(CRm<2:0>:op2<2>);
```

```
if m + (UInt(PRSELR_EL2.REGION<7:4>) * 16) >= UInt(MPUIR_EL2.REGION) then
    UNDEFINED;
elsif PSTATE.EL == EL0 then
    UNDEFINED;
elsif PSTATE.EL == EL1 then
    UNDEFINED;
elsif PSTATE.EL == EL2 then
    X[t, 64] = PRBAR_EL2[m + (UInt(AArch64-PRSELR_EL2.REGION<7:4>) * 16)];
```

MSR PRBAR<m>_EL2, <Xt>

op0	op1	CRn	CRm	op2
0b11	0b100	0b0110	0b1:m[3:1]	m[0]:0b00

```

integer m = UInt(CRm<2:0>:op2<2>);

if m + (UInt(PRSELR_EL2.REGION<7:4>) * 16) >= UInt(MPUIR_EL2.REGION) then
    UNDEFINED;
elseif PSTATE.EL == EL0 then
    UNDEFINED;
elseif PSTATE.EL == EL1 then
    UNDEFINED;
elseif PSTATE.EL == EL2 then
    PRBAR_EL2[m + (UInt(AArch64-PRSELR_EL2.REGION<7:4>) * 16)] = X[t, 64];
  
```

G1.3.20 PRENR_EL1, Protection Region Enable Register (EL1)

The PRENR_EL1 characteristics are:

Purpose

Provides direct access to the PRLAR_EL1.EN bits of EL1 MPU regions from 0 to 31.

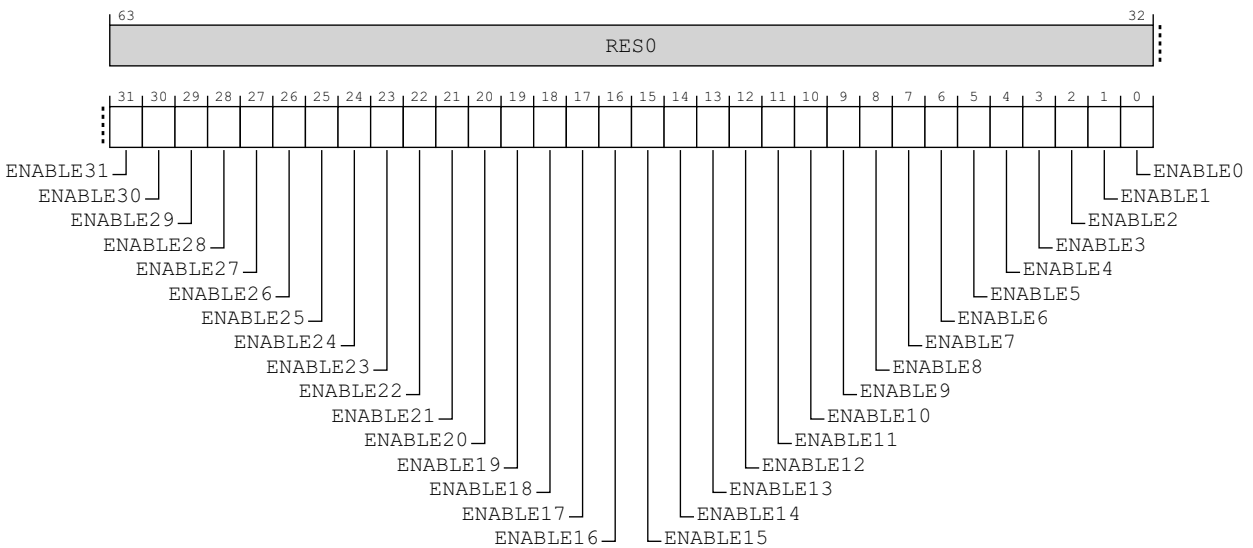
Configurations

There are no configuration notes.

Attributes

PRENR_EL1 is a 64-bit register.

Field descriptions



Bits [63:32]

Reserved, RES0.

ENABLE<n>, bit [n], for n = 31 to 0

Enable bit. Each bit, n, enables or disables the respective EL1 MPU region. The bits associated with the unimplemented MPU regions are RAZ/WI.

0b0 Disables the EL1 MPU n region.

0b1 Enables the EL1 MPU n region.

The reset behavior of this field is:

- On a Warm reset, this field resets to 0.

Accessing PRENR_EL1

Accesses to this register use the following encodings in the System register encoding space:

MRS <Xt>, PRENR_EL1

op0	op1	CRn	CRm	op2
0b11	0b000	0b0110	0b0001	0b001

```

if PSTATE.EL == EL0 then
    UNDEFINED;
elsif PSTATE.EL == EL1 then
    if HCR_EL2.TRVM == '1' then
        AArch64.SystemAccessTrap(EL2, 0x18);
    elsif VTCR_EL2.MSA == '1' then
        UNDEFINED;
    else
        X[t, 64] = PRENR_EL1;
    endif
elsif PSTATE.EL == EL2 then
    X[t, 64] = PRENR_EL1;

```

MSR PRENR_EL1, <Xt>

op0	op1	CRn	CRm	op2
0b11	0b000	0b0110	0b0001	0b001

```

if PSTATE.EL == EL0 then
    UNDEFINED;
elsif PSTATE.EL == EL1 then
    if HCR_EL2.TVM == '1' then
        AArch64.SystemAccessTrap(EL2, 0x18);
    elsif VTCR_EL2.MSA == '1' then
        UNDEFINED;
    else
        PRENR_EL1 = X[t, 64];
    endif
elsif PSTATE.EL == EL2 then
    PRENR_EL1 = X[t, 64];

```

G1.3.21 PRENR_EL2, Protection Region Enable Register (EL2)

The PRENR_EL2 characteristics are:

Purpose

Provides direct access to the PRLAR_EL2.EN bits of EL2 MPU regions from 0 to 31.

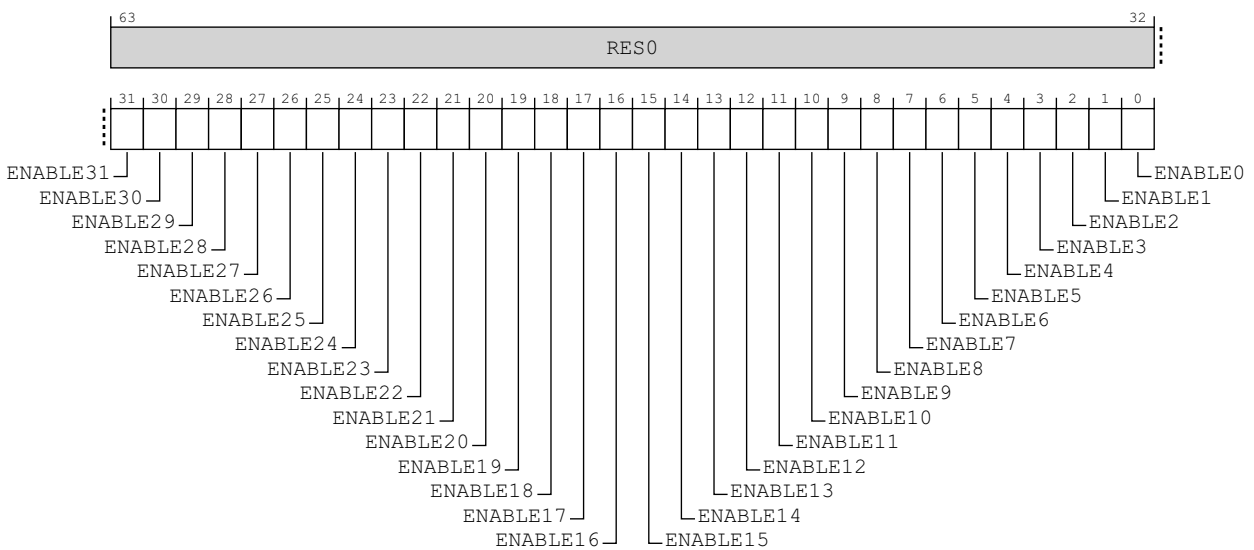
Configurations

There are no configuration notes.

Attributes

PRENR_EL2 is a 64-bit register.

Field descriptions



Bits [63:32]

Reserved, RES0.

ENABLE<n>, bit [n], for n = 31 to 0

Enable bit. Each bit, n, enables or disables the respective EL2 MPU region. The bits associated with the unimplemented MPU regions are RAZ/WI.

0b0 Disables the EL2 MPU n region.

0b1 Enables the EL2 MPU n region.

The reset behavior of this field is:

- On a Warm reset, this field resets to 0.

Accessing PRENR_EL2

Accesses to this register use the following encodings in the System register encoding space:

MRS <Xt>, PRENR_EL2

op0	op1	CRn	CRm	op2
0b11	0b100	0b0110	0b0001	0b001

```

if PSTATE.EL == EL0 then
    UNDEFINED;
elseif PSTATE.EL == EL1 then
    UNDEFINED;
elseif PSTATE.EL == EL2 then
    X[t, 64] = PRENR_EL2;

```

MSR PRENR_EL2, <Xt>

op0	op1	CRn	CRm	op2
0b11	0b100	0b0110	0b0001	0b001

```

if PSTATE.EL == EL0 then
    UNDEFINED;
elseif PSTATE.EL == EL1 then
    UNDEFINED;
elseif PSTATE.EL == EL2 then
    PRENR_EL2 = X[t, 64];

```

G1.3.22 PRLAR_EL1, Protection Region Limit Address Register (EL1)

The PRLAR_EL1 characteristics are:

Purpose

Provides access to the limit addresses for the EL1 MPU region. [PRSELR_EL1](#).REGION determines which MPU region is selected.

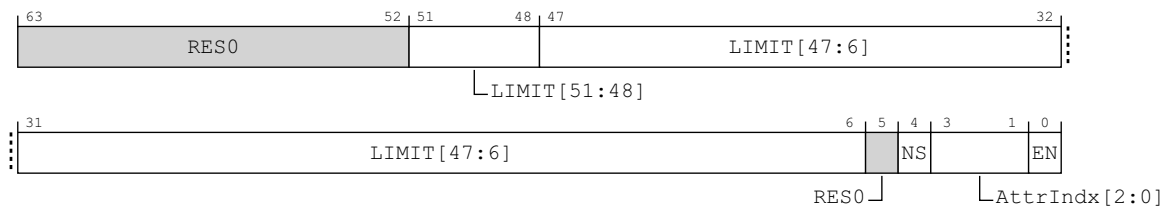
Configurations

All bits above implemented physical address range in this register should be treated as RES0.

Attributes

PRLAR_EL1 is a 64-bit register.

Field descriptions



Bits [63:52]

Reserved, RES0.

LIMIT[51:48], bits [51:48]

When FEAT_LPA is implemented:

Extension to LIMIT[47:6]. When FEAT_LPA is implemented, LIMIT[51:48] form the upper part of the address value. Otherwise, for implementations with fewer than 52 physical address bits, the upper bits of this field, corresponding to address bits that are not implemented, are RES0.

The reset behavior of this field is:

- On a Warm reset, this field resets to an architecturally UNKNOWN value.

Otherwise:

Reserved, RES0.

LIMIT[47:6], bits [47:6]

Bits[47:6] of the upper inclusive limit of the selected EL1 MPU memory region. This value is concatenated with the value 0x3F to provide the limit address to be checked against.

The reset behavior of this field is:

- On a Warm reset, this field resets to an architecturally UNKNOWN value.

Bit [5]

Reserved, RES0.

NS, bit [4]

Non-secure bit. Specifies whether the output address is in the Secure or Non-secure memory.

0b0 Output address is in Secure address space.

0b1 Output address is in Non-secure address space.

The reset behavior of this field is:

- On a Warm reset, this field resets to an architecturally UNKNOWN value.

AttrIdx[2:0], bits [3:1]

Selects attributes from within the associated Memory Attribute Indirection Register.

0b000	Select the Attr0 field from MAIR_EL1.
0b001	Select the Attr1 field from MAIR_EL1.
0b010	Select the Attr2 field from MAIR_EL1.
0b011	Select the Attr3 field from MAIR_EL1.
0b100	Select the Attr4 field from MAIR_EL1.
0b101	Select the Attr5 field from MAIR_EL1.
0b110	Select the Attr6 field from MAIR_EL1.
0b111	Select the Attr7 field from MAIR_EL1.

The reset behavior of this field is:

- On a Warm reset, this field resets to an architecturally UNKNOWN value.

EN, bit [0]

Region enable bit.

0b0	Region disabled.
0b1	Region enabled.

The reset behavior of this field is:

- On a Warm reset, this field resets to 0.

Accessing PRLAR_EL1

Any access to MPU region register PRLAR_EL1 above the number of implemented regions specified by MPUIR_EL1.REGION is CONSTRAINED UNPREDICTABLE.

CONSTRAINED UNPREDICTABLE behavior is defined as:

- Reads of unimplemented PRLAR_EL1 register return an UNKNOWN value.
- Writes to unimplemented PRLAR_EL1 register make all PRLAR_EL1 registers value UNKNOWN.

Accesses to this register use the following encodings in the System register encoding space:

MRS <Xt>, PRLAR_EL1

op0	op1	CRn	CRm	op2
0b11	0b000	0b0110	0b1000	0b001

```

if UInt(PRSELR_EL1.REGION) >= UInt(MPUIR_EL1.REGION) then
    UNDEFINED;
elseif PSTATE.EL == EL0 then
    UNDEFINED;
elseif PSTATE.EL == EL1 then
    if HCR_EL2.TRVM == '1' then
        AArch64.SystemAccessTrap(EL2, 0x18);
    elseif VTCR_EL2.MSA == '1' then
        UNDEFINED;
    else
        X[t, 64] = PRLAR_EL1[UInt(AArch64-PRSELR_EL1.REGION)];
elseif PSTATE.EL == EL2 then
    X[t, 64] = PRLAR_EL1[UInt(AArch64-PRSELR_EL1.REGION)];

```

MSR PRLAR_EL1, <Xt>

op0	op1	CRn	CRm	op2
0b11	0b000	0b0110	0b1000	0b001

```
if UInt(PRSELR_EL1.REGION) >= UInt(MPUIR_EL1.REGION) then
    UNDEFINED;
elsif PSTATE.EL == EL0 then
    UNDEFINED;
elsif PSTATE.EL == EL1 then
    if HCR_EL2.TVM == '1' then
        AArch64.SystemAccessTrap(EL2, 0x18);
    elsif VTCR_EL2.MSA == '1' then
        UNDEFINED;
    else
        PRLAR_EL1[UInt(AArch64-PRSELR_EL1.REGION)] = X[t, 64];
elsif PSTATE.EL == EL2 then
    PRLAR_EL1[UInt(AArch64-PRSELR_EL1.REGION)] = X[t, 64];
```

G1.3.23 PRLAR_EL2, Protection Region Limit Address Register (EL2)

The PRLAR_EL2 characteristics are:

Purpose

Provides access to the limit addresses for the EL2 MPU region. [PRSELR_EL2.REGION](#) determines which MPU region is selected.

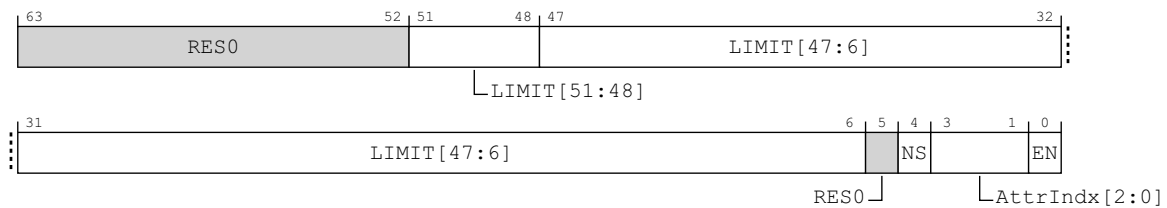
Configurations

All bits above implemented physical address range in this register should be treated as RES0.

Attributes

PRLAR_EL2 is a 64-bit register.

Field descriptions



Bits [63:52]

Reserved, RES0.

LIMIT[51:48], bits [51:48]

When FEAT_LPA is implemented:

Extension to LIMIT[47:6]. When FEAT_LPA is implemented, LIMIT[51:48] form the upper part of the address value. Otherwise, for implementations with fewer than 52 physical address bits, the upper bits of this field, corresponding to address bits that are not implemented, are RES0.

The reset behavior of this field is:

- On a Warm reset, this field resets to an architecturally UNKNOWN value.

Otherwise:

Reserved, RES0.

LIMIT[47:6], bits [47:6]

Bits[47:6] of the upper inclusive limit of the selected EL2 MPU memory region. This value is concatenated with the value 0x3F to provide the limit address to be checked against.

The reset behavior of this field is:

- On a Warm reset, this field resets to an architecturally UNKNOWN value.

Bit [5]

Reserved, RES0.

NS, bit [4]

Non-secure bit. Specifies whether the output address is in the Secure or Non-secure memory.

0b0 Output address is in Secure address space.

0b1 Output address is in Non-secure address space.

The reset behavior of this field is:

- On a Warm reset, this field resets to an architecturally UNKNOWN value.

AttrIdx[2:0], bits [3:1]

Selects attributes from within the associated Memory Attribute Indirection Register.

0b000	Select the Attr0 field from MAIR_EL2.
0b001	Select the Attr1 field from MAIR_EL2.
0b010	Select the Attr2 field from MAIR_EL2.
0b011	Select the Attr3 field from MAIR_EL2.
0b100	Select the Attr4 field from MAIR_EL2.
0b101	Select the Attr5 field from MAIR_EL2.
0b110	Select the Attr6 field from MAIR_EL2.
0b111	Select the Attr7 field from MAIR_EL2.

The reset behavior of this field is:

- On a Warm reset, this field resets to an architecturally UNKNOWN value.

EN, bit [0]

Region enable bit.

0b0	Region disabled.
0b1	Region enabled.

The reset behavior of this field is:

- On a Warm reset, this field resets to 0.

Accessing PRLAR_EL2

Any access to MPU region register PRLAR_EL2 above the number of implemented regions specified by MPUIR_EL2.REGION is CONSTRAINED UNPREDICTABLE.

CONSTRAINED UNPREDICTABLE behavior is defined as:

- Reads of unimplemented PRLAR_EL2 register return an UNKNOWN value.
- Writes to unimplemented PRLAR_EL2 register make all PRLAR_EL2 registers value UNKNOWN.

Accesses to this register use the following encodings in the System register encoding space:

MRS <Xt>, PRLAR_EL2

op0	op1	CRn	CRm	op2
0b11	0b100	0b0110	0b1000	0b001

```

if UInt(PRSELR_EL2.REGION) >= UInt(MPUIR_EL2.REGION) then
    UNDEFINED;
elsif PSTATE.EL == EL0 then
    UNDEFINED;
elsif PSTATE.EL == EL1 then
    UNDEFINED;
elsif PSTATE.EL == EL2 then
    X[t, 64] = PRLAR_EL2[UInt(AArch64-PRSELR_EL2.REGION)];
    
```


MSR PRLAR_EL2, <Xt>

op0	op1	CRn	CRm	op2
0b11	0b100	0b0110	0b1000	0b001

```
if UInt(PRSELR_EL2.REGION) >= UInt(MPUIR_EL2.REGION) then
    UNDEFINED;
elsif PSTATE.EL == EL0 then
    UNDEFINED;
elsif PSTATE.EL == EL1 then
    UNDEFINED;
elsif PSTATE.EL == EL2 then
    PRLAR_EL2[UInt(AArch64-PRSELR_EL2.REGION)] = X[t, 64];
```

G1.3.24 PRLAR<n>_EL1, Protection Region Limit Address Register n (EL1), n = 1 - 15

The PRLAR<n>_EL1 characteristics are:

Purpose

Provides access to the limit address for the MPU region determined by the value of 'n' and PRSELR_EL1.REGION as PRSELR_EL1.REGION<7:4>:n.

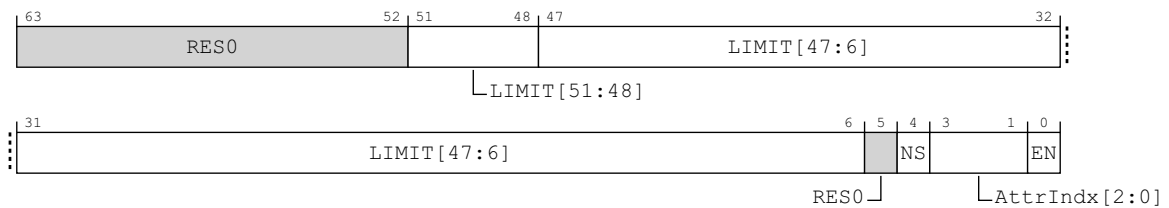
Configurations

All bits above implemented physical address range in this register should be treated as RES0.

Attributes

PRLAR<n>_EL1 is a 64-bit register.

Field descriptions



Bits [63:52]

Reserved, RES0.

LIMIT[51:48], bits [51:48]

When FEAT_LPA is implemented:

Extension to LIMIT[47:6]. When FEAT_LPA is implemented, LIMIT[51:48] form the upper part of the address value. Otherwise, for implementations with fewer than 52 physical address bits, the upper bits of this field, corresponding to address bits that are not implemented, are RES0.

The reset behavior of this field is:

- On a Warm reset, this field resets to an architecturally UNKNOWN value.

Otherwise:

Reserved, RES0.

LIMIT[47:6], bits [47:6]

Bits[47:6] of the upper inclusive limit of the selected EL1 MPU memory region. This value is concatenated with the value 0x3F to provide the limit address to be checked against.

The reset behavior of this field is:

- On a Warm reset, this field resets to an architecturally UNKNOWN value.

Bit [5]

Reserved, RES0.

NS, bit [4]

Non-secure bit. Specifies whether the output address is in the Secure or Non-secure memory.

0b0 Output address is in Secure address space.

0b1 Output address is in Non-secure address space.

The reset behavior of this field is:

- On a Warm reset, this field resets to an architecturally UNKNOWN value.

AttrIdx[2:0], bits [3:1]

Selects attributes from within the associated Memory Attribute Indirection Register.

0b000	Select the Attr0 field from MAIR_EL1.
0b001	Select the Attr1 field from MAIR_EL1.
0b010	Select the Attr2 field from MAIR_EL1.
0b011	Select the Attr3 field from MAIR_EL1.
0b100	Select the Attr4 field from MAIR_EL1.
0b101	Select the Attr5 field from MAIR_EL1.
0b110	Select the Attr6 field from MAIR_EL1.
0b111	Select the Attr7 field from MAIR_EL1.

The reset behavior of this field is:

- On a Warm reset, this field resets to an architecturally UNKNOWN value.

EN, bit [0]

Region enable bit.

0b0	Region disabled.
0b1	Region enabled.

The reset behavior of this field is:

- On a Warm reset, this field resets to 0.

Accessing PRLAR<n>_EL1

Any access to MPU region register PRLAR<n>_EL1 above the number of implemented regions specified by MPUIR_EL1.REGION is CONSTRAINED UNPREDICTABLE.

CONSTRAINED UNPREDICTABLE behavior is defined as:

- Reads of unimplemented PRLAR<n>_EL1 return an UNKNOWN value.
- Writes to unimplemented PRLAR<n>_EL1 register make all PRLAR_EL1 registers value UNKNOWN.

Accesses to this register use the following encodings in the System register encoding space:

MRS <Xt>, PRLAR<m>_EL1

op0	op1	CRn	CRm	op2
0b11	0b000	0b0110	0b1:m[3:1]	m[0]:0b01

```
integer m = UInt(CRm<2:0>:op2<2>);
if (UInt(PRSELR_EL1.REGION<7:4>) * 16) + m >= UInt(MPUIR_EL1.REGION) then
    UNDEFINED;
elseif PSTATE.EL == EL0 then
    UNDEFINED;
elseif PSTATE.EL == EL1 then
    if HCR_EL2.TRVM == '1' then
        AArch64.SystemAccessTrap(EL2, 0x18);
    elseif VTCR_EL2.MSA == '1' then
        UNDEFINED;
    else
        X[t, 64] = PRLAR_EL1[m + (UInt(AArch64-PRSELR_EL1.REGION<7:4>) * 16)];
elseif PSTATE.EL == EL2 then
    X[t, 64] = PRLAR_EL1[m + (UInt(AArch64-PRSELR_EL1.REGION<7:4>) * 16)];
```

MSR PRLAR<m>_EL1, <Xt>

op0	op1	CRn	CRm	op2
0b11	0b000	0b0110	0b1:m[3:1]	m[0]:0b01

```

integer m = UInt(CRm<2:0>:op2<2>);

if (UInt(PRSELR_EL1.REGION<7:4>) * 16) + m >= UInt(MPUIR_EL1.REGION) then
    UNDEFINED;
elsif PSTATE.EL == EL0 then
    UNDEFINED;
elsif PSTATE.EL == EL1 then
    if HCR_EL2.TVM == '1' then
        AArch64.SystemAccessTrap(EL2, 0x18);
    elsif VTCR_EL2.MSA == '1' then
        UNDEFINED;
    else
        PRLAR_EL1[m + (UInt(AArch64-PRSELR_EL1.REGION<7:4>) * 16)] = X[t, 64];
elsif PSTATE.EL == EL2 then
    PRLAR_EL1[m + (UInt(AArch64-PRSELR_EL1.REGION<7:4>) * 16)] = X[t, 64];
  
```

G1.3.25 PRLAR<n>_EL2, Protection Region Limit Address Register n (EL2), n = 1 - 15

The PRLAR<n>_EL2 characteristics are:

Purpose

Provides access to the limit address for the MPU region determined by the value of 'n' and PRSELR_EL2.REGION as PRSELR_EL2.REGION<7:4>:n.

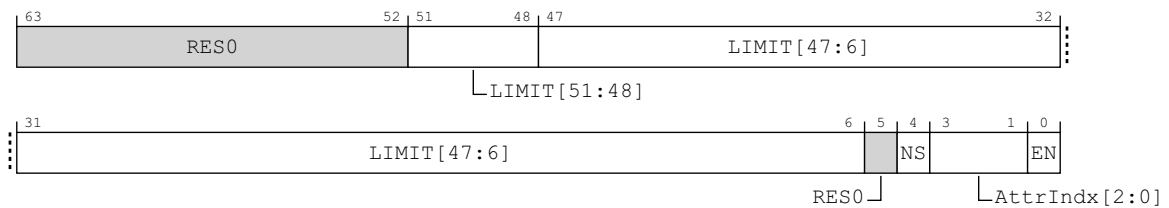
Configurations

All bits above implemented physical address range in this register should be treated as RES0.

Attributes

PRLAR<n>_EL2 is a 64-bit register.

Field descriptions



Bits [63:52]

Reserved, RES0.

LIMIT[51:48], bits [51:48]

When FEAT_LPA is implemented:

Extension to LIMIT[47:6]. When FEAT_LPA is implemented, LIMIT[51:48] form the upper part of the address value. Otherwise, for implementations with fewer than 52 physical address bits, the upper bits of this field, corresponding to address bits that are not implemented, are RES0.

The reset behavior of this field is:

- On a Warm reset, this field resets to an architecturally UNKNOWN value.

Otherwise:

Reserved, RES0.

LIMIT[47:6], bits [47:6]

Bits[47:6] of the upper inclusive limit of the selected EL2 MPU memory region. This value is concatenated with the value 0x3F to provide the limit address to be checked against.

The reset behavior of this field is:

- On a Warm reset, this field resets to an architecturally UNKNOWN value.

Bit [5]

Reserved, RES0.

NS, bit [4]

Non-secure bit. Specifies whether the output address is in the Secure or Non-secure memory.

0b0 Output address is in Secure address space.

0b1 Output address is in Non-secure address space.

The reset behavior of this field is:

- On a Warm reset, this field resets to an architecturally UNKNOWN value.

AttrIndx[2:0], bits [3:1]

Selects attributes from within the associated Memory Attribute Indirection Register.

0b000	Select the Attr0 field from MAIR_EL2.
0b001	Select the Attr1 field from MAIR_EL2.
0b010	Select the Attr2 field from MAIR_EL2.
0b011	Select the Attr3 field from MAIR_EL2.
0b100	Select the Attr4 field from MAIR_EL2.
0b101	Select the Attr5 field from MAIR_EL2.
0b110	Select the Attr6 field from MAIR_EL2.
0b111	Select the Attr7 field from MAIR_EL2.

The reset behavior of this field is:

- On a Warm reset, this field resets to an architecturally UNKNOWN value.

EN, bit [0]

Region enable bit.

0b0	Region disabled.
0b1	Region enabled.

The reset behavior of this field is:

- On a Warm reset, this field resets to 0.

Accessing PRLAR<n>_EL2

Any access to MPU region register PRLAR<n>_EL2 above the number of implemented regions specified by MPUIR_EL2.REGION is CONSTRAINED UNPREDICTABLE.

CONSTRAINED UNPREDICTABLE behavior is defined as:

- Reads of unimplemented PRLAR<n>_EL2 return an UNKNOWN value.
- Writes to unimplemented PRLAR<n>_EL2 register make all PRLAR_EL2 registers value UNKNOWN.

Accesses to this register use the following encodings in the System register encoding space:

MRS <Xt>, PRLAR<m>_EL2

op0	op1	CRn	CRm	op2
0b11	0b100	0b0110	0b1:m[3:1]	m[0]:0b01

```
integer m = UInt(CRm<2:0>:op2<2>);
if (UInt(PRSEL_EL2.REGION<7:4>) * 16) + m >= UInt(MPUIR_EL2.REGION) then
    UNDEFINED;
elseif PSTATE.EL == EL0 then
    UNDEFINED;
elseif PSTATE.EL == EL1 then
    UNDEFINED;
elseif PSTATE.EL == EL2 then
    X[t, 64] = PRLAR_EL2[m + (UInt(AArch64-PRSEL_EL2.REGION<7:4>) * 16)];
```

MSR PRLAR<m>_EL2, <Xt>

op0	op1	CRn	CRm	op2
0b11	0b100	0b0110	0b1:m[3:1]	m[0]:0b01

```

integer m = UInt(CRm<2:0>:op2<2>);

if (UInt(PRSELR_EL2.REGION<7:4>) * 16) + m >= UInt(MPUIR_EL2.REGION) then
  UNDEFINED;
elseif PSTATE.EL == EL0 then
  UNDEFINED;
elseif PSTATE.EL == EL1 then
  UNDEFINED;
elseif PSTATE.EL == EL2 then
  PRLAR_EL2[m + (UInt(AArch64-PRSELR_EL2.REGION<7:4>) * 16)] = X[t, 64];

```

G1.3.26 PRSELR_EL1, Protection Region Selection Register (EL1)

The PRSELR_EL1 characteristics are:

Purpose

Selects the region number for the EL1 MPU region associated with the [PRBAR_EL1](#) and [PRLAR_EL1](#) registers.


Configurations

There are no configuration notes.

Attributes

PRSELR_EL1 is a 64-bit register.

Field descriptions



Bits [63:8]

Reserved, RES0.

REGION, bits [7:0]

The number of the current EL1 MPU region visible in [PRBAR_EL1](#) and [PRLAR_EL1](#). For N implemented MPU regions, memory region numbering starts at 0 and increments by 1 to the value N-1.

Writing a value greater than or equal to the number of implemented MPU regions specified by [MPUIR_EL1](#).REGION, results in CONSTRAINED UNPREDICTABLE behavior.

CONSTRAINED UNPREDICTABLE behavior is that PRSELR_EL1 register becomes UNKNOWN.

The reset behavior of this field is:

- On a Warm reset, this field resets to an architecturally UNKNOWN value.

Accessing PRSELR_EL1

Accesses to this register use the following encodings in the System register encoding space:

MRS <Xt>, PRSELR_EL1

op0	op1	CRn	CRm	op2
0b11	0b000	0b0110	0b0010	0b001

```

if PSTATE.EL == EL0 then
    UNDEFINED;
elseif PSTATE.EL == EL1 then
    if HCR_EL2.TRVM == '1' then
        AArch64.SystemAccessTrap(EL2, 0x18);
    elseif VTCR_EL2.MSA == '1' then
        UNDEFINED;
    else
        X[t, 64] = PRSELR_EL1;
    
```



```
elseif PSTATE.EL == EL2 then
    X[t, 64] = PRSELR_EL1;
```

MSR PRSELR_EL1, <Xt>

op0	op1	CRn	CRm	op2
0b11	0b000	0b0110	0b0010	0b001

```
if PSTATE.EL == EL0 then
    UNDEFINED;
elseif PSTATE.EL == EL1 then
    if HCR_EL2.TVM == '1' then
        AArch64.SystemAccessTrap(EL2, 0x18);
    elseif VTCR_EL2.MSA == '1' then
        UNDEFINED;
    else
        PRSELR_EL1 = X[t, 64];
elseif PSTATE.EL == EL2 then
    PRSELR_EL1 = X[t, 64];
```

G1.3.27 PRSELR_EL2, Protection Region Selection Register (EL2)

The PRSELR_EL2 characteristics are:

Purpose

Selects the region number for the EL2 MPU region associated with the [PRBAR_EL2](#) and [PRLAR_EL2](#) registers.


Configurations

There are no configuration notes.

Attributes

PRSELR_EL2 is a 64-bit register.

Field descriptions



Bits [63:8]

Reserved, RES0.

REGION, bits [7:0]

The number of the current EL2 MPU region visible in [PRBAR_EL2](#) and [PRLAR_EL2](#). For N implemented MPU regions, memory region numbering starts at 0 and increments by 1 to the value N-1.

Writing a value greater than or equal to the number of implemented MPU regions specified by [MPUIR_EL2](#).REGION, results in CONSTRAINED UNPREDICTABLE behavior.

CONSTRAINED UNPREDICTABLE behavior is that PRSELR_EL2 register becomes UNKNOWN.

The reset behavior of this field is:

- On a Warm reset, this field resets to an architecturally UNKNOWN value.

Accessing PRSELR_EL2

Accesses to this register use the following encodings in the System register encoding space:

MRS <Xt>, PRSELR_EL2

op0	op1	CRn	CRm	op2
0b11	0b100	0b0110	0b0010	0b001

```

if PSTATE.EL == EL0 then
    UNDEFINED;
elseif PSTATE.EL == EL1 then
    UNDEFINED;
elseif PSTATE.EL == EL2 then
    X[t, 64] = PRSELR_EL2;
    
```

MSR PRSEL_R_EL2, <Xt>

op0	op1	CRn	CRm	op2
0b11	0b100	0b0110	0b0010	0b001

```
if PSTATE.EL == EL0 then
    UNDEFINED;
elsif PSTATE.EL == EL1 then
    UNDEFINED;
elsif PSTATE.EL == EL2 then
    PRSELR_EL2 = X[t, 64];
```

G1.3.28 SCTLR_EL1, System Control Register (EL1)

The SCTLR_EL1 characteristics are:

Purpose

Provides top level control of the system, including its memory system, at EL1 and EL0.

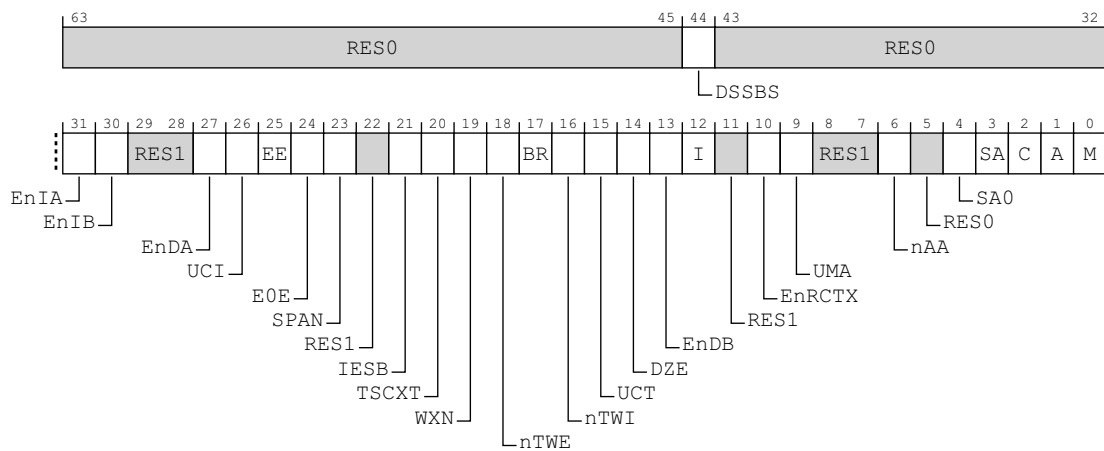
Configurations

There are no configuration notes.

Attributes

SCTLR_EL1 is a 64-bit register.

Field descriptions



Bits [63:45]

Reserved, RES0.

DSSBS, bit [44]

When FEAT_SSBS is implemented:

Default PSTATE.SSBS value on Exception Entry.

0b0 PSTATE.SSBS is set to 0 on an exception to EL1.

0b1 PSTATE.SSBS is set to 1 on an exception to EL1.

The reset behavior of this field is:

- On a Warm reset, this field resets to an IMPLEMENTATION DEFINED value.

Otherwise:

Reserved, RES0.

Bits [43:32]

Reserved, RES0.

EnIA, bit [31]

When FEAT_PAuth is implemented:

Controls enabling of pointer authentication (using the APIAKey_EL1 key) of instruction addresses in the EL1&0 translation regime.

For more information, see 'System register control of pointer authentication'.

- | | |
|-----|---|
| 0b0 | Pointer authentication (using the APIAKey_EL1 key) of instruction addresses is not enabled. |
| 0b1 | Pointer authentication (using the APIAKey_EL1 key) of instruction addresses is enabled. |

———— **Note** —————

This field controls the behavior of the AddPACIA and AuthIA pseudocode functions. Specifically, when the field is 1, AddPACIA returns a copy of a pointer to which a pointer authentication code has been added, and AuthIA returns an authenticated copy of a pointer. When the field is 0, both of these functions are NOP.

The reset behavior of this field is:

- On a Warm reset, in a system where the PE resets into EL1, this field resets to an architecturally UNKNOWN value.

Otherwise:

Reserved, RES0.

EnIB, bit [30]

When FEAT_PAuth is implemented:

Controls enabling of pointer authentication (using the APIBKey_EL1 key) of instruction addresses in the EL1&0 translation regime.

For more information, see 'System register control of pointer authentication'.

- | | |
|-----|---|
| 0b0 | Pointer authentication (using the APIBKey_EL1 key) of instruction addresses is not enabled. |
| 0b1 | Pointer authentication (using the APIBKey_EL1 key) of instruction addresses is enabled. |

———— **Note** —————

This field controls the behavior of the AddPACIB and AuthIB pseudocode functions. Specifically, when the field is 1, AddPACIB returns a copy of a pointer to which a pointer authentication code has been added, and AuthIB returns an authenticated copy of a pointer. When the field is 0, both of these functions are NOP.

The reset behavior of this field is:

- On a Warm reset, in a system where the PE resets into EL1, this field resets to an architecturally UNKNOWN value.

Otherwise:

Reserved, RES0.

Bits [29:28]

Reserved, RES1.

EnDA, bit [27]

When FEAT_PAuth is implemented:

Controls enabling of pointer authentication (using the APDAKey_EL1 key) of instruction addresses in the EL1&0 translation regime.

For more information, see 'System register control of pointer authentication'.

- | | |
|-----|--|
| 0b0 | Pointer authentication (using the APDAKey_EL1 key) of data addresses is not enabled. |
| 0b1 | Pointer authentication (using the APDAKey_EL1 key) of data addresses is enabled. |

———— **Note** ————

This field controls the behavior of the AddPACDA and AuthDA pseudocode functions. Specifically, when the field is 1, AddPACDA returns a copy of a pointer to which a pointer authentication code has been added, and AuthDA returns an authenticated copy of a pointer. When the field is 0, both of these functions are NOP.

The reset behavior of this field is:

- On a Warm reset, in a system where the PE resets into EL1, this field resets to an architecturally UNKNOWN value.

Otherwise:

Reserved, RES0.

UCI, bit [26]

Traps EL0 execution of cache maintenance instructions, to EL1, or to EL2 when it is implemented and enabled for the current Security state and [HCR_EL2.TGE](#) is 1, from AArch64 state only, reported using an [ESR_ELx.EC](#) value of 0x18.

This applies to DC_CVAU, DC_CIVAC, DC_CVAC, DC_CVAP, and IC_IVAU.

If FEAT_DPB2 is implemented, this trap also applies to DC_CVADP.

0b0 Execution of the specified instructions at EL0 using AArch64 is trapped.

0b1 This control does not cause any instructions to be trapped.

When FEAT_VHE is implemented, and the value of [HCR_EL2.{E2H, TGE}](#) is {1, 1}, this bit has no effect on execution at EL0.

If the Point of Coherency is before any level of data cache, it is IMPLEMENTATION DEFINED whether the execution of any data or unified cache clean, or clean and invalidate instruction that operates by VA to the point of coherency can be trapped when the value of this control is 1.

If the Point of Unification is before any level of data cache, it is IMPLEMENTATION DEFINED whether the execution of any data or unified cache clean by VA to the Point of Unification instruction can be trapped when the value of this control is 1.

If the Point of Unification is before any level of instruction cache, it is IMPLEMENTATION DEFINED whether the execution of any instruction cache invalidate by VA to the Point of Unification instruction can be trapped when the value of this control is 1.

The reset behavior of this field is:

- On a Warm reset, in a system where the PE resets into EL1, this field resets to an architecturally UNKNOWN value.

EE, bit [25]

Endianness of data accesses at EL1, and stage 1 translation table walks in the EL1&0 translation regime.

0b0 Explicit data accesses at EL1, and stage 1 translation table walks in the EL1&0 translation regime are little-endian.

0b1 Explicit data accesses at EL1, and stage 1 translation table walks in the EL1&0 translation regime are big-endian.

If an implementation does not provide Big-endian support at Exception levels higher than EL0, this bit is RES0.

If an implementation does not provide Little-endian support at Exception levels higher than EL0, this bit is RES1.

The EE bit is permitted to be cached in a TLB.

When FEAT_VHE is implemented, and the value of [HCR_EL2.{E2H, TGE}](#) is {1, 1}, this bit has no effect on the PE.

The reset behavior of this field is:

- On a Warm reset, this field resets to an IMPLEMENTATION DEFINED value.

E0E, bit [24]

Endianness of data accesses at EL0.

0b0 Explicit data accesses at EL0 are little-endian.

0b1 Explicit data accesses at EL0 are big-endian.

If an implementation only supports Little-endian accesses at EL0, then this bit is RES0. This option is not permitted when SCTLR_EL1.EE is RES1.

If an implementation only supports Big-endian accesses at EL0, then this bit is RES1. This option is not permitted when SCTLR_EL1.EE is RES0.

This bit has no effect on the endianness of LDTR, LDTRH, LDTRSH, LDTRSW, STTR, and STTRH instructions executed at EL1.

When FEAT_VHE is implemented, and the value of HCR_EL2.{E2H, TGE} is {1, 1}, this bit has no effect on execution at EL0.

The reset behavior of this field is:

- On a Warm reset, in a system where the PE resets into EL1, this field resets to an architecturally UNKNOWN value.

SPAN, bit [23]

When FEAT_PAN is implemented:

Set Privileged Access Never, on taking an exception to EL1.

0b0 PSTATE.PAN is set to 1 on taking an exception to EL1.

0b1 The value of PSTATE.PAN is left unchanged on taking an exception to EL1.

When FEAT_VHE is implemented, and the value of HCR_EL2.{E2H, TGE} is {1, 1}, this bit has no effect on execution at EL0.

The reset behavior of this field is:

- On a Warm reset, in a system where the PE resets into EL1, this field resets to an architecturally UNKNOWN value.

Otherwise:

Reserved, RES1.

Bit [22]

Reserved, RES1.

IESB, bit [21]

When FEAT_IESB is implemented:

Implicit Error Synchronization event enable. Possible values are:

0b0 Disabled.

0b1 An implicit error synchronization event is added:

- At each exception taken to EL1.
- Before the operational pseudocode of each ERET instruction executed at EL1.

When the PE is in Debug state, the effect of this field is CONSTRAINED UNPREDICTABLE, and its Effective value might be 0 or 1 regardless of the value of the field. If the Effective value of the field is 1, then an implicit error synchronization event is added after each DCPSx instruction taken to EL1 and before each DRPS instruction executed at EL1, in addition to the other cases where it is added.

The reset behavior of this field is:

- On a Warm reset, in a system where the PE resets into EL1, this field resets to an architecturally UNKNOWN value.

Otherwise:

Reserved, RES0.

TSCXT, bit [20]

When FEAT_CSV2_2 is implemented or FEAT_CSV2_1p2 is implemented:

Trap EL0 Access to the SCXTNUM_EL0 register, when EL0 is using AArch64.

- 0b0 EL0 access to SCXTNUM_EL0 is not disabled by this mechanism.
- 0b1 EL0 access to SCXTNUM_EL0 is disabled, causing an exception to EL1, or to EL2 when it is implemented and enabled for the current Security state and HCR_EL2.TGE is 1.

The value of SCXTNUM_EL0 is treated as 0.

When FEAT_VHE is implemented, and the value of HCR_EL2.{E2H, TGE} is {1,1}, this bit has no effect on execution at EL0.

The reset behavior of this field is:

- On a Warm reset, in a system where the PE resets into EL1, this field resets to an architecturally UNKNOWN value.

Otherwise:

Reserved, RES1.

WXN, bit [19]

Write permission implies XN (Execute-never). For the EL1&0 translation regime, this bit can force all memory regions that are writable to be treated as XN.

- 0b0 This control has no effect on memory access permissions.
- 0b1 Any region that is writable in the EL1&0 translation regime is forced to XN for accesses from software executing at EL1 or EL0.

This bit applies only when SCTLR_EL1.M bit is set.

The WXN bit is permitted to be cached in a TLB.

When FEAT_VHE is implemented, and the value of HCR_EL2.{E2H, TGE} is {1, 1}, this bit has no effect on the PE.

The reset behavior of this field is:

- On a Warm reset, in a system where the PE resets into EL1, this field resets to an architecturally UNKNOWN value.

nTWE, bit [18]

Traps EL0 execution of WFE instructions to EL1, or to EL2 when it is implemented and enabled for the current Security state and HCR_EL2.TGE is 1, from both Execution states, reported using an ESR_ELx.EC value of 0x01.

- 0b0 Any attempt to execute a WFE instruction at EL0 is trapped, if the instruction would otherwise have caused the PE to enter a low-power state.
- 0b1 This control does not cause any instructions to be trapped.

———— **Note** ————

Since a WFE or WFI can complete at any time, even without a Wakeup event, the traps on WFE or WFI are not guaranteed to be taken, even if the WFE or WFI is executed when there is no Wakeup event. The only guarantee is that if the instruction does not complete in finite time in the absence of a Wakeup event, the trap will be taken.

When FEAT_VHE is implemented, and the value of HCR_EL2.{E2H, TGE} is {1, 1}, this bit has no effect on execution at EL0.

The reset behavior of this field is:

- On a Warm reset, in a system where the PE resets into EL1, this field resets to an architecturally UNKNOWN value.

BR, bit [17]

When VTCR_EL2.MSA == 0:

Background region enable for EL1 MPU memory regions.

0b0 Background region disabled for stage 1 EL1&0 translation regime.

0b1 Background region enabled for stage 1 EL1&0 translation regime.

If the value of [HCR_EL2](#).{DC, TGE} is not {0, 0} then PE behaves as if the value of the [SCTLR_EL1](#).BR field is 0 for all purposes other than returning the value of a direct read of the field.

If EL1 MPU is enabled, then EL0 access that does not match an EL1 MPU region always results in a Translation fault.

The reset behavior of this field is:

- On a Warm reset, in a system where the PE resets into EL1, this field resets to 0.

Otherwise:

Reserved, RES0.

nTWI, bit [16]

Traps EL0 execution of WFI instructions to EL1, or to EL2 when it is implemented and enabled for the current Security state and [HCR_EL2](#).TGE is 1, from both Execution states, reported using an [ESR_ELx](#).EC value of 0x01.

0b0 Any attempt to execute a WFI instruction at EL0 is trapped, if the instruction would otherwise have caused the PE to enter a low-power state.

0b1 This control does not cause any instructions to be trapped.

Note

Since a WFE or WFI can complete at any time, even without a Wakeup event, the traps on WFE or WFI are not guaranteed to be taken, even if the WFE or WFI is executed when there is no Wakeup event. The only guarantee is that if the instruction does not complete in finite time in the absence of a Wakeup event, the trap will be taken.

When FEAT_VHE is implemented, and the value of [HCR_EL2](#).{E2H, TGE} is {1, 1}, this bit has no effect on execution at EL0.

The reset behavior of this field is:

- On a Warm reset, in a system where the PE resets into EL1, this field resets to an architecturally UNKNOWN value.

UCT, bit [15]

Traps EL0 accesses to the [CTR_EL0](#) to EL1, or to EL2 when it is implemented and enabled for the current Security state and [HCR_EL2](#).TGE is 1, from AArch64 state only, reported using an [ESR_ELx](#).EC value of 0x18.

0b0 Accesses to the [CTR_EL0](#) from EL0 using AArch64 are trapped.

0b1 This control does not cause any instructions to be trapped.

When FEAT_VHE is implemented, and the value of [HCR_EL2](#).{E2H, TGE} is {1, 1}, this bit has no effect on execution at EL0.

The reset behavior of this field is:

- On a Warm reset, in a system where the PE resets into EL1, this field resets to an architecturally UNKNOWN value.

DZE, bit [14]

Traps EL0 execution of [DC_ZVA](#) instructions to EL1, or to EL2 when it is implemented and enabled for the current Security state and [HCR_EL2](#).TGE is 1, from AArch64 state only, reported using an [ESR_ELx](#).EC value of 0x18.

0b0 Any attempt to execute an instruction that this trap applies to at EL0 using AArch64 is trapped.

Reading DCZID_EL0.DZP from EL0 returns 1, indicating that the instructions this trap applies to are not supported.

0b1 This control does not cause any instructions to be trapped.

When FEAT_VHE is implemented, and the value of HCR_EL2.{E2H, TGE} is {1, 1}, this bit has no effect on execution at EL0.

The reset behavior of this field is:

- On a Warm reset, in a system where the PE resets into EL1, this field resets to an architecturally UNKNOWN value.

EnDB, bit [13]

When FEAT_PAuth is implemented:

Controls enabling of pointer authentication (using the APDBKey_EL1 key) of instruction addresses in the EL1&0 translation regime.

For more information, see 'System register control of pointer authentication'.

0b0 Pointer authentication (using the APDBKey_EL1 key) of data addresses is not enabled.

0b1 Pointer authentication (using the APDBKey_EL1 key) of data addresses is enabled.

Note

This field controls the behavior of the AddPACDB and AuthDB pseudocode functions. Specifically, when the field is 1, AddPACDB returns a copy of a pointer to which a pointer authentication code has been added, and AuthDB returns an authenticated copy of a pointer. When the field is 0, both of these functions are NOP.

The reset behavior of this field is:

- On a Warm reset, in a system where the PE resets into EL1, this field resets to an architecturally UNKNOWN value.

Otherwise:

Reserved, RES0.

I, bit [12]

Stage 1 instruction access Cacheability control, for accesses at EL0 and EL1:

0b0 All instruction access to Stage 1 Normal memory from EL0 and EL1 are Stage 1 Non-cacheable.

If stage 1 EL1&0 translation is in VMSSAv8-64 context and the value of SCTLRL_EL1.M is 0, then instruction accesses from stage 1 are to Normal, Outer Shareable, Inner Non-cacheable, Outer Non-cacheable memory.

If stage 1 EL1&0 translation is in PMSAv8-64 context and the value of SCTLRL_EL1.{BR, M} = {0, 0}, then instruction accesses from stage 1 are to Normal, Outer Shareable, Inner Non-cacheable, Outer Non-cacheable memory.

0b1 This control has no effect on the Stage 1 Cacheability of instruction access to Stage 1 Normal memory from EL0 and EL1.

If stage 1 EL1&0 translation is in VMSSAv8-64 context and the value of SCTLRL_EL1.M is 0, then instruction accesses from stage 1 are to Normal, Outer Shareable, Inner Write-Through, Outer Write-Through memory.

If stage 1 EL1&0 translation is in PMSAv8-64 context, and the value of SCTLRL_EL1.{BR, M} = {0, 0}, then instruction accesses from stage 1 are to Normal, Outer Shareable, Inner Write-Through, Outer Write-Through memory.

When the value of the HCR_EL2.DC bit is 1, then instruction access to Normal memory from EL0 and EL1 are Cacheable regardless of the value of the SCTLRL_EL1.I bit.

When FEAT_VHE is implemented, and the value of HCR_EL2.{E2H, TGE} is {1, 1}, this bit has no effect on the PE.

The reset behavior of this field is:

- On a Warm reset, in a system where the PE resets into EL1, this field resets to 0.

Bit [11]

Reserved, RES1.

EnRCTX, bit [10]

When FEAT_SPECRES is implemented:

Enable EL0 Access to the following instructions:

- AArch64 CFP RCTX, DVP RCT and CPP RCTX instructions.

0b0 EL0 access to these instructions is disabled, and these instructions are trapped to EL1, or to EL2 when it is implemented and enabled for the current Security state and [HCR_EL2.TGE](#) is 1.

0b1 EL0 access to these instructions is enabled.

When FEAT_VHE is implemented, and the value of [HCR_EL2.{E2H, TGE}](#) is {1,1}, this bit has no effect on execution at EL0.

The reset behavior of this field is:

- On a Warm reset, in a system where the PE resets into EL1, this field resets to an architecturally UNKNOWN value.

Otherwise:

Reserved, RES0.

UMA, bit [9]

User Mask Access. Traps EL0 execution of MSR and MRS instructions that access the PSTATE. {D, A, I, F} masks to EL1, or to EL2 when it is implemented and enabled for the current Security state and [HCR_EL2.TGE](#) is 1, from AArch64 state only, reported using an ESR_ELx.EC value of 0x18.

0b0 Any attempt at EL0 using AArch64 to execute an MRS, MSR(register), or MSR(immediate) instruction that accesses the DAIF is trapped.

0b1 This control does not cause any instructions to be trapped.

When FEAT_VHE is implemented, and the value of [HCR_EL2.{E2H, TGE}](#) is {1, 1}, this bit has no effect on execution at EL0.

The reset behavior of this field is:

- On a Warm reset, in a system where the PE resets into EL1, this field resets to an architecturally UNKNOWN value.

Bits [8:7]

Reserved, RES1.

nAA, bit [6]

When FEAT_LSE2 is implemented:

Non-aligned access. This bit controls generation of Alignment faults at EL1 and EL0 under certain conditions.

0b0 LDAPR, LDAPRH, LDAPUR, LDAPURH, LDAPURSH, LDAPURSW, LDAR, LDARH, LDLAR, LDLARH, STLLR, STLLRH, STLR, STLRH, STLUR, and STLURH generate an Alignment fault if all bytes being accessed are not within a single 16-byte quantity, aligned to 16 bytes for accesses.

0b1 This control bit does not cause LDAPR, LDAPRH, LDAPUR, LDAPURH, LDAPURSH, LDAPURSW, LDAR, LDARH, LDLAR, LDLARH, STLLR, STLLRH, STLR, STLRH, STLUR, or STLURH to generate an Alignment fault if all bytes being accessed are not within a single 16-byte quantity, aligned to 16 bytes.

When FEAT_VHE is implemented, and the value of [HCR_EL2.{E2H, TGE}](#) is {1, 1}, this bit has no effect on execution at EL0.

The reset behavior of this field is:

- On a Warm reset, in a system where the PE resets into EL1, this field resets to an architecturally UNKNOWN value.

Otherwise:

Reserved, RES0.

Bit [5]

Reserved, RES0.

SA0, bit [4]

SP Alignment check enable for EL0. When set to 1, if a load or store instruction executed at EL0 uses the SP as the base address and the SP is not aligned to a 16-byte boundary, then an SP alignment fault exception is generated. For more information, see 'SP alignment checking'.

When FEAT_VHE is implemented, and the value of [HCR_EL2](#).{E2H, TGE} is {1, 1}, this bit has no effect on execution at EL0.

The reset behavior of this field is:

- On a Warm reset, in a system where the PE resets into EL1, this field resets to an architecturally UNKNOWN value.

SA, bit [3]

SP Alignment check enable. When set to 1, if a load or store instruction executed at EL1 uses the SP as the base address and the SP is not aligned to a 16-byte boundary, then an SP alignment fault exception is generated. For more information, see 'SP alignment checking'.

When FEAT_VHE is implemented, and the value of [HCR_EL2](#).{E2H, TGE} is {1, 1}, this bit has no effect on the PE.

The reset behavior of this field is:

- On a Warm reset, in a system where the PE resets into EL1, this field resets to an architecturally UNKNOWN value.

C, bit [2]

Stage 1 Cacheability control, for data accesses.

0b0 All data access to Stage 1 Normal memory from EL0 and EL1, and all Normal memory accesses from unified cache to the EL1&0 Stage 1 translation tables, are treated as Stage 1 Non-cacheable.

0b1 This control has no effect on the Stage 1 Cacheability of:

- Data access to Normal memory from EL0 and EL1.
- Normal memory accesses to the EL1&0 Stage 1 translation tables.

When the value of the [HCR_EL2](#).DC bit is 1, the PE ignores SCTLR.C. This means that Non-secure EL0 and Non-secure EL1 data accesses to Normal memory are Cacheable.

When FEAT_VHE is implemented, and the value of [HCR_EL2](#).{E2H, TGE} is {1, 1}, this bit has no effect on the PE.

The reset behavior of this field is:

- On a Warm reset, in a system where the PE resets into EL1, this field resets to 0.

A, bit [1]

Alignment check enable. This is the enable bit for Alignment fault checking at EL1 and EL0.

0b0 Alignment fault checking disabled when executing at EL1 or EL0.

Instructions that load or store one or more registers, other than load/store exclusive and load-acquire/store-release, do not check that the address being accessed is aligned to the size of the data element(s) being accessed.

0b1 Alignment fault checking enabled when executing at EL1 or EL0.

All instructions that load or store one or more registers have an alignment check that the address being accessed is aligned to the size of the data element(s) being accessed. If this check fails it causes an Alignment fault, which is taken as a Data Abort exception.

Load/store exclusive and load-acquire/store-release instructions have an alignment check regardless of the value of the A bit.

When FEAT_VHE is implemented, and the value of [HCR_EL2](#).{E2H, TGE} is {1, 1}, this bit has no effect on execution at EL0.

The reset behavior of this field is:

- On a Warm reset, in a system where the PE resets into EL1, this field resets to an architecturally UNKNOWN value.

M, bit [0]

MMU or MPU enable for EL1&0 stage 1 address translation.

This is the enable bit for:

- MPU, if stage 1 EL1&0 translation is in PMSAv8-64 context.
- MMU, if stage 1 EL1&0 translation is in VMSAv8-64 context.

0b0 EL1 MPU(PMSAv8-64) or MMU(VMSAv8-64) disabled
See the SCTLR_EL1.I field for the behavior of instruction accesses to Normal memory.

0b1 EL1 MPU(PMSAv8-64) or MMU(VMSAv8-64) enabled

If the value of [HCR_EL2](#).{DC, TGE} is not {0, 0} then in Non-secure state the PE behaves as if the value of the SCTLR_EL1.M field is 0 for all purposes other than returning the value of a direct read of the field.

When FEAT_VHE is implemented, and the value of [HCR_EL2](#).{E2H, TGE} is {1, 1}, this bit has no effect on the PE.

The reset behavior of this field is:

- On a Warm reset, in a system where the PE resets into EL1, this field resets to 0.

Accessing SCTLR_EL1

Accesses to this register use the following encodings in the System register encoding space:

MRS <Xt>, SCTLR_EL1

op0	op1	CRn	CRm	op2
0b11	0b000	0b0001	0b0000	0b000

```

if PSTATE.EL == EL0 then
    UNDEFINED;
elseif PSTATE.EL == EL1 then
    if HCR_EL2.TRVM == '1' then
        AArch64.SystemAccessTrap(EL2, 0x18);
    else
        X[t, 64] = SCTLR_EL1;
elseif PSTATE.EL == EL2 then
    X[t, 64] = SCTLR_EL1;

```

MSR SCTLR_EL1, <Xt>

op0	op1	CRn	CRm	op2
0b11	0b000	0b0001	0b0000	0b000

```
if PSTATE.EL == EL0 then
    UNDEFINED;
elsif PSTATE.EL == EL1 then
    if HCR_EL2.TVM == '1' then
        AArch64.SystemAccessTrap(EL2, 0x18);
    else
        SCTLR_EL1 = X[t, 64];
elsif PSTATE.EL == EL2 then
    SCTLR_EL1 = X[t, 64];
```

G1.3.29 SCTLR_EL2, System Control Register (EL2)

The SCTLR_EL2 characteristics are:

Purpose

Provides top level control of the system, including its memory system, at EL2.

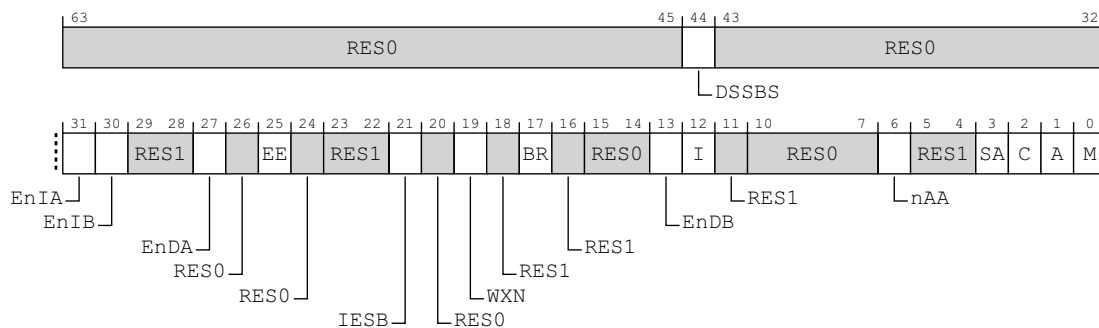
Configurations

There are no configuration notes.

Attributes

SCTLR_EL2 is a 64-bit register.

Field descriptions



Bits [63:45]

Reserved, RES0.

DSSBS, bit [44]

When FEAT_SSBS is implemented:

Default PSTATE.SSBS value on Exception Entry.

0b0 PSTATE.SSBS is set to 0 on an exception to EL2.

0b1 PSTATE.SSBS is set to 1 on an exception to EL2.

The reset behavior of this field is:

- On a Warm reset, this field resets to an IMPLEMENTATION DEFINED value.

Otherwise:

Reserved, RES0.

Bits [43:32]

Reserved, RES0.

EnIA, bit [31]

When FEAT_PAuth is implemented:

Controls enabling of pointer authentication (using the APIAKey_EL1 key) of instruction addresses in the EL2 or EL2&0 translation regime.

For more information, see 'System register control of pointer authentication'.

0b0 Pointer authentication (using the APIAKey_EL1 key) of instruction addresses is not enabled.

0b1 Pointer authentication (using the APIAKey_EL1 key) of instruction addresses is enabled.

———— **Note** ————

This field controls the behavior of the AddPACIA and AuthIA pseudocode functions. Specifically, when the field is 1, AddPACIA returns a copy of a pointer to which a pointer authentication code has been added, and AuthIA returns an authenticated copy of a pointer. When the field is 0, both of these functions are NOP.

The reset behavior of this field is:

- On a Warm reset, in a system where the PE resets into EL2, this field resets to an architecturally UNKNOWN value.

Otherwise:

Reserved, RES0.

EnIB, bit [30]

When FEAT_PAuth is implemented:

Controls enabling of pointer authentication (using the APIBKey_EL1 key) of instruction addresses in the EL2 or EL2&0 translation regime.

For more information, see 'System register control of pointer authentication'.

- | | |
|-----|---|
| 0b0 | Pointer authentication (using the APIBKey_EL1 key) of instruction addresses is not enabled. |
| 0b1 | Pointer authentication (using the APIBKey_EL1 key) of instruction addresses is enabled. |

———— **Note** ————

This field controls the behavior of the AddPACIB and AuthIB pseudocode functions. Specifically, when the field is 1, AddPACIB returns a copy of a pointer to which a pointer authentication code has been added, and AuthIB returns an authenticated copy of a pointer. When the field is 0, both of these functions are NOP.

The reset behavior of this field is:

- On a Warm reset, in a system where the PE resets into EL2, this field resets to an architecturally UNKNOWN value.

Otherwise:

Reserved, RES0.

Bits [29:28]

Reserved, RES1.

EnDA, bit [27]

When FEAT_PAuth is implemented:

Controls enabling of pointer authentication (using the APDAKey_EL1 key) of instruction addresses in the EL2 or EL2&0 translation regime.

For more information, see 'System register control of pointer authentication'.

- | | |
|-----|--|
| 0b0 | Pointer authentication (using the APDAKey_EL1 key) of data addresses is not enabled. |
| 0b1 | Pointer authentication (using the APDAKey_EL1 key) of data addresses is enabled. |

———— **Note** ————

This field controls the behavior of the AddPACDA and AuthDA pseudocode functions. Specifically, when the field is 1, AddPACDA returns a copy of a pointer to which a pointer authentication code has been added, and AuthDA returns an authenticated copy of a pointer. When the field is 0, both of these functions are NOP.

The reset behavior of this field is:

- On a Warm reset, in a system where the PE resets into EL2, this field resets to an architecturally UNKNOWN value.

Otherwise:

Reserved, RES0.

Bit [26]

Reserved, RES0.

EE, bit [25]

Endianness of data accesses at EL2.

0b0 Explicit data accesses at EL2 are little-endian.

0b1 Explicit data accesses at EL2 are big-endian.

If an implementation does not provide Big-endian support at Exception levels higher than EL0, this bit is RES0.

If an implementation does not provide Little-endian support at Exception levels higher than EL0, this bit is RES1.

The EE bit is permitted to be cached in a TLB.

The reset behavior of this field is:

- On a Warm reset, this field resets to an IMPLEMENTATION DEFINED value.

Bit [24]

Reserved, RES0.

Bits [23:22]

Reserved, RES1.

IESB, bit [21]

When FEAT_IESB is implemented:

Implicit Error Synchronization event enable.

0b0 Disabled.

0b1 An implicit error synchronization event is added:

- At each exception taken to EL2.
- Before the operational pseudocode of each ERET instruction executed at EL2.

When the PE is in Debug state, the effect of this field is CONSTRAINED UNPREDICTABLE, and its Effective value might be 0 or 1 regardless of the value of the field. If the Effective value of the field is 1, then an implicit error synchronization event is added after each DCPSx instruction taken to EL2 and before each DRPS instruction executed at EL2, in addition to the other cases where it is added.

The reset behavior of this field is:

- On a Warm reset, in a system where the PE resets into EL2, this field resets to an architecturally UNKNOWN value.

Otherwise:

Reserved, RES0.

Bit [20]

Reserved, RES0.

WXN, bit [19]

Write permission implies XN (Execute-never). For the EL2 or EL2&0 translation regime, this bit can force all memory regions that are writable to be treated as XN.

0b0 This control has no effect on memory access permissions.

0b1 Any region that is writable in the EL2 or EL2&0 translation regime is forced to XN for accesses from software executing at EL2.

This bit applies only when SCTLR_EL2.M bit is set.

The WXN bit is permitted to be cached in a TLB.

The reset behavior of this field is:

- On a Warm reset, in a system where the PE resets into EL2, this field resets to an architecturally UNKNOWN value.

Bit [18]

Reserved, RES1.

BR, bit [17]

Background region enable for EL2 MPU memory regions.

0b0 Background region disabled for stage 1 EL2 translation regime and stage 2 EL1&0 translation regime.

0b1 Background region enabled for stage 1 EL2 translation regime and stage 2 EL1&0 translation regime.

If EL2 MPU is enabled, then EL0 and EL1 access that does not match an EL2 MPU region always results in a Translation fault.

The reset behavior of this field is:

- On a Warm reset, in a system where the PE resets into EL2, this field resets to 0.

Bit [16]

Reserved, RES1.

Bits [15:14]

Reserved, RES0.

EnDB, bit [13]

When FEAT_PAuth is implemented:

Controls enabling of pointer authentication (using the APDBKey_EL1 key) of instruction addresses in the EL2 or EL2&0 translation regime.

For more information, see 'System register control of pointer authentication'.

0b0 Pointer authentication (using the APDBKey_EL1 key) of data addresses is not enabled.

0b1 Pointer authentication (using the APDBKey_EL1 key) of data addresses is enabled.

————— **Note** —————

This field controls the behavior of the AddPACDB and AuthDB pseudocode functions. Specifically, when the field is 1, AddPACDB returns a copy of a pointer to which a pointer authentication code has been added, and AuthDB returns an authenticated copy of a pointer. When the field is 0, both of these functions are NOP.

The reset behavior of this field is:

- On a Warm reset, in a system where the PE resets into EL2, this field resets to an architecturally UNKNOWN value.

Otherwise:

Reserved, RES0.

I, bit [12]

Instruction access Cacheability control, for accesses at EL2.

0b0 All instruction accesses to Normal memory from EL2 are Non-cacheable for all levels of instruction and unified cache.

If SCTLR_EL2.{BR, M} = {0, 0}, then instruction accesses from stage 1 of the EL2 translation regime are to Normal, Outer Shareable, Inner Non-cacheable, Outer Non-cacheable memory.

0b1 This control has no effect on the Cacheability of instruction access to Normal memory from EL2.

If SCTLR_EL2.{BR, M} = {0, 0}, then instruction accesses from stage 1 of the EL2 translation regime are to Normal, Outer Shareable, Inner Write-Through, Outer Write-Through memory.

This bit has no effect on the EL1&0 translation regime.

The reset behavior of this field is:

- On a Warm reset, in a system where the PE resets into EL2, this field resets to 0.

Bit [11]

Reserved, RES1.

Bits [10:7]

Reserved, RES0.

nAA, bit [6]

When FEAT_LSE2 is implemented:

Non-aligned access. This bit controls generation of Alignment faults at EL2 under certain conditions.

0b0 LDAPR, LDAPRH, LDAPUR, LDAPURH, LDAPURSH, LDAPURSW, LDAR, LDARH, LDLAR, LDLARH, STLLR, STLLRH, STLR, STLRH, STLUR, and STLURH generate an Alignment fault if all bytes being accessed are not within a single 16-byte quantity, aligned to 16 bytes for accesses.

0b1 This control bit does not cause LDAPR, LDAPRH, LDAPUR, LDAPURH, LDAPURSH, LDAPURSW, LDAR, LDARH, LDLAR, LDLARH, STLLR, STLLRH, STLR, STLRH, STLUR, or STLURH to generate an Alignment fault if all bytes being accessed are not within a single 16-byte quantity, aligned to 16 bytes.

The reset behavior of this field is:

- On a Warm reset, in a system where the PE resets into EL2, this field resets to an architecturally UNKNOWN value.

Otherwise:

Reserved, RES0.

Bits [5:4]

Reserved, RES1.

SA, bit [3]

SP Alignment check enable. When set to 1, if a load or store instruction executed at EL2 uses the SP as the base address and the SP is not aligned to a 16-byte boundary, then an SP alignment fault exception is generated. For more information, see 'SP alignment checking'.

The reset behavior of this field is:

- On a Warm reset, in a system where the PE resets into EL2, this field resets to an architecturally UNKNOWN value.

C, bit [2]

Data access Cacheability control, for accesses at EL2.

0b0 All data accesses to Normal memory from EL2 are Non-cacheable for all levels of data and unified cache.

0b1 This control has no effect on the Cacheability of data accesses to Normal memory from EL2.

This bit has no effect on the EL1&0 translation regime.

The reset behavior of this field is:

- On a Warm reset, in a system where the PE resets into EL2, this field resets to 0.

A, bit [1]

Alignment check enable. This is the enable bit for Alignment fault checking at EL2.

0b0 Alignment fault checking disabled when executing at EL2.
 Instructions that load or store one or more registers, other than load/store exclusive and load-acquire/store-release, do not check that the address being accessed is aligned to the size of the data element(s) being accessed.

0b1 Alignment fault checking enabled when executing at EL2.
 All instructions that load or store one or more registers have an alignment check that the address being accessed is aligned to the size of the data element(s) being accessed. If this check fails it causes an Alignment fault, which is taken as a Data Abort exception.

Load/store exclusive and load-acquire/store-release instructions have an alignment check regardless of the value of the A bit.

The reset behavior of this field is:

- On a Warm reset, in a system where the PE resets into EL2, this field resets to an architecturally UNKNOWN value.

M, bit [0]

MPU enable for EL2 stage 1 and EL1&0 stage 2 address translation.

0b0 MPU disabled for EL2 and EL1&0 stage 2 address translation.
 See the SCTLR_EL2.I field for the behavior of instruction accesses to Normal memory.

0b1 MPU enabled for EL2 and EL1&0 stage 2 address translation.

The reset behavior of this field is:

- On a Warm reset, in a system where the PE resets into EL2, this field resets to 0.

Accessing SCTLR_EL2

Accesses to this register use the following encodings in the System register encoding space:

MRS <Xt>, SCTLR_EL2

op0	op1	CRn	CRm	op2
0b11	0b100	0b0001	0b0000	0b000

```

if PSTATE.EL == EL0 then
    UNDEFINED;
elseif PSTATE.EL == EL1 then
    UNDEFINED;
elseif PSTATE.EL == EL2 then
    X[t, 64] = SCTLR_EL2;
    
```

MSR SCTLR_EL2, <Xt>

op0	op1	CRn	CRm	op2
0b11	0b100	0b0001	0b0000	0b000

```

if PSTATE.EL == EL0 then
    UNDEFINED;
elsif PSTATE.EL == EL1 then
    UNDEFINED;
elsif PSTATE.EL == EL2 then
    SCTLR_EL2 = X[t, 64];

```

MRS <Xt>, SCTLR_EL1

op0	op1	CRn	CRm	op2
0b11	0b000	0b0001	0b0000	0b000

```

if PSTATE.EL == EL0 then
    UNDEFINED;
elsif PSTATE.EL == EL1 then
    if HCR_EL2.TRVM == '1' then
        AArch64.SystemAccessTrap(EL2, 0x18);
    else
        X[t, 64] = SCTLR_EL1;
elsif PSTATE.EL == EL2 then
    X[t, 64] = SCTLR_EL1;

```

MSR SCTLR_EL1, <Xt>

op0	op1	CRn	CRm	op2
0b11	0b000	0b0001	0b0000	0b000

```

if PSTATE.EL == EL0 then
    UNDEFINED;
elsif PSTATE.EL == EL1 then
    if HCR_EL2.TVM == '1' then
        AArch64.SystemAccessTrap(EL2, 0x18);
    else
        SCTLR_EL1 = X[t, 64];
elsif PSTATE.EL == EL2 then
    SCTLR_EL1 = X[t, 64];

```

G1.3.30 TCR_EL1, Translation Control Register (EL1)

The TCR_EL1 characteristics are:

Purpose

The control register for stage 1 of the EL1&0 translation regime.

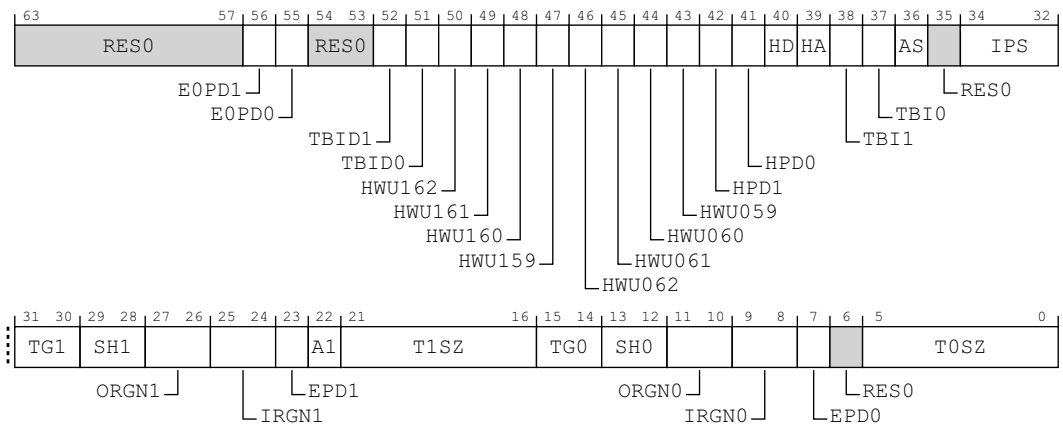
Configurations

There are no configuration notes.

Attributes

TCR_EL1 is a 64-bit register.

Field descriptions



Any of the bits in TCR_EL1, other than the A1 bit and the EPDx bits when they have the value 1, are permitted to be cached in a TLB.

Bits [63:57]

Reserved, RES0.

EOPD1, bit [56]

When VTCR_EL2.MSA == 1 and FEAT_EOPD is implemented:

Faulting control for Unprivileged access to any address translated by [TTBR1_EL1](#).

0b0 Unprivileged access to any address translated by [TTBR1_EL1](#) will not generate a fault by this mechanism.

0b1 Unprivileged access to any address translated by [TTBR1_EL1](#) will generate a level 0 Translation fault.

Level 0 Translation faults generated as a result of this field are not counted as TLB misses for performance monitoring. The fault should take the same time to generate, whether the address is present in the TLB or not, to mitigate attacks that use fault timing.

The reset behavior of this field is:

- On a Warm reset, this field resets to an architecturally UNKNOWN value.

Otherwise:

Reserved, RES0.

EOPD0, bit [55]

When $VTCR_EL2.MSA == 1$ and $FEAT_EOPD$ is implemented:

Faulting control for Unprivileged access to any address translated by [TTBR0_EL1](#).

- 0b0 Unprivileged access to any address translated by [TTBR0_EL1](#) will not generate a fault by this mechanism.
- 0b1 Unprivileged access to any address translated by [TTBR0_EL1](#) will generate a level 0 Translation fault.

Level 0 Translation faults generated as a result of this field are not counted as TLB misses for performance monitoring. The fault should take the same time to generate, whether the address is present in the TLB or not, to mitigate attacks that use fault timing.

The reset behavior of this field is:

- On a Warm reset, this field resets to an architecturally UNKNOWN value.

Otherwise:

Reserved, RES0.

Bits [54:53]

Reserved, RES0.

TBID1, bit [52]

When $VTCR_EL2.MSA == 1$ and $FEAT_PAuth$ is implemented:

Controls the use of the top byte of instruction addresses for address matching.

For the purpose of this field, all cache maintenance and address translation instructions that perform address translation are treated as data accesses.

For more information, see 'Address tagging in AArch64 state'.

- 0b0 TCR_EL1.TB11 applies to Instruction and Data accesses.
- 0b1 TCR_EL1.TB11 applies to Data accesses only.

This affects addresses where the address would be translated by tables pointed to by [TTBR1_EL1](#).

The reset behavior of this field is:

- On a Warm reset, this field resets to an architecturally UNKNOWN value.

When $VTCR_EL2.MSA == 0$ and $FEAT_PAuth$ is implemented:

Reserved, RES0.

Otherwise:

Reserved, RES0.

TBID0, bit [51]

When $VTCR_EL2.MSA == 1$ and $FEAT_PAuth$ is implemented:

Controls the use of the top byte of instruction addresses for address matching.

For the purpose of this field, all cache maintenance and address translation instructions that perform address translation are treated as data accesses.

For more information, see 'Address tagging in AArch64 state'.

- 0b0 TCR_EL1.TB10 applies to Instruction and Data accesses.
- 0b1 TCR_EL1.TB10 applies to Data accesses only.

This affects addresses where the address would be translated by tables pointed to by [TTBR0_EL1](#).

The reset behavior of this field is:

- On a Warm reset, this field resets to an architecturally UNKNOWN value.

When $FEAT_PAuth$ is implemented and $VTCR_EL2.MSA == 0$:

Controls the use of the top byte of instruction addresses for address matching.

For the purpose of this field, all cache maintenance and address translation instructions that perform address translation are treated as data accesses.

For more information, see 'Address tagging in AArch64 state'.

0b0 TCR_EL1.TBI0 applies to Instruction and Data accesses.

0b1 TCR_EL1.TBI0 applies to Data accesses only.

This affects addresses where the address would be translated by EL1 MPU.

The reset behavior of this field is:

- On a Warm reset, this field resets to an architecturally UNKNOWN value.

Otherwise:

Reserved, RES0.

HWU162, bit [50]

When $VTCR_EL2.MSA == 1$ and $FEAT_HPDS2$ is implemented:

Hardware Use. Indicates IMPLEMENTATION DEFINED hardware use of bit[62] of the stage 1 translation table Block or Page entry for translations using [TTBR1_EL1](#).

0b0 For translations using [TTBR1_EL1](#), bit[62] of each stage 1 translation table Block or Page entry cannot be used by hardware for an IMPLEMENTATION DEFINED purpose.

0b1 For translations using [TTBR1_EL1](#), bit[62] of each stage 1 translation table Block or Page entry can be used by hardware for an IMPLEMENTATION DEFINED purpose if the value of TCR_EL1.HPD1 is 1.

The Effective value of this field is 0 if the value of TCR_EL1.HPD1 is 0.

The reset behavior of this field is:

- On a Warm reset, this field resets to an architecturally UNKNOWN value.

When $VTCR_EL2.MSA == 0$:

Reserved, RES0.

Otherwise:

Reserved, RES0.

HWU161, bit [49]

When $VTCR_EL2.MSA == 1$ and $FEAT_HPDS2$ is implemented:

Hardware Use. Indicates IMPLEMENTATION DEFINED hardware use of bit[61] of the stage 1 translation table Block or Page entry for translations using [TTBR1_EL1](#).

0b0 For translations using [TTBR1_EL1](#), bit[61] of each stage 1 translation table Block or Page entry cannot be used by hardware for an IMPLEMENTATION DEFINED purpose.

0b1 For translations using [TTBR1_EL1](#), bit[61] of each stage 1 translation table Block or Page entry can be used by hardware for an IMPLEMENTATION DEFINED purpose if the value of TCR_EL1.HPD1 is 1.

The Effective value of this field is 0 if the value of TCR_EL1.HPD1 is 0.

The reset behavior of this field is:

- On a Warm reset, this field resets to an architecturally UNKNOWN value.

When $VTCR_EL2.MSA == 0$:

Reserved, RES0.

Otherwise:

Reserved, RES0.

HWU160, bit [48]

When *VTCR_EL2.MSA == 1* and *FEAT_HPDS2* is implemented:

Hardware Use. Indicates IMPLEMENTATION DEFINED hardware use of bit[60] of the stage 1 translation table Block or Page entry for translations using [TTBR1_EL1](#).

- 0b0 For translations using [TTBR1_EL1](#), bit[60] of each stage 1 translation table Block or Page entry cannot be used by hardware for an IMPLEMENTATION DEFINED purpose.
- 0b1 For translations using [TTBR1_EL1](#), bit[60] of each stage 1 translation table Block or Page entry can be used by hardware for an IMPLEMENTATION DEFINED purpose if the value of [TCR_EL1.HPD1](#) is 1.

The Effective value of this field is 0 if the value of [TCR_EL1.HPD1](#) is 0.

The reset behavior of this field is:

- On a Warm reset, this field resets to an architecturally UNKNOWN value.

When *VTCR_EL2.MSA == 0*:

Reserved, RES0.

Otherwise:

Reserved, RES0.

HWU159, bit [47]

When *VTCR_EL2.MSA == 1* and *FEAT_HPDS2* is implemented:

Hardware Use. Indicates IMPLEMENTATION DEFINED hardware use of bit[59] of the stage 1 translation table Block or Page entry for translations using [TTBR1_EL1](#).

- 0b0 For translations using [TTBR1_EL1](#), bit[59] of each stage 1 translation table Block or Page entry cannot be used by hardware for an IMPLEMENTATION DEFINED purpose.
- 0b1 For translations using [TTBR1_EL1](#), bit[59] of each stage 1 translation table Block or Page entry can be used by hardware for an IMPLEMENTATION DEFINED purpose if the value of [TCR_EL1.HPD1](#) is 1.

The Effective value of this field is 0 if the value of [TCR_EL1.HPD1](#) is 0.

The reset behavior of this field is:

- On a Warm reset, this field resets to an architecturally UNKNOWN value.

When *VTCR_EL2.MSA == 0*:

Reserved, RES0.

Otherwise:

Reserved, RES0.

HWU062, bit [46]

When *VTCR_EL2.MSA == 1* and *FEAT_HPDS2* is implemented:

Hardware Use. Indicates IMPLEMENTATION DEFINED hardware use of bit[62] of the stage 1 translation table Block or Page entry for translations using [TTBR0_EL1](#).

- 0b0 For translations using [TTBR0_EL1](#), bit[62] of each stage 1 translation table Block or Page entry cannot be used by hardware for an IMPLEMENTATION DEFINED purpose.
- 0b1 For translations using [TTBR0_EL1](#), bit[62] of each stage 1 translation table Block or Page entry can be used by hardware for an IMPLEMENTATION DEFINED purpose if the value of [TCR_EL1.HPD0](#) is 1.

The Effective value of this field is 0 if the value of [TCR_EL1.HPD0](#) is 0.

The reset behavior of this field is:

- On a Warm reset, this field resets to an architecturally UNKNOWN value.

When *VTCR_EL2.MSA == 0*:

Reserved, RES0.

Otherwise:

Reserved, RES0.

HWU061, bit [45]

When *VTCR_EL2.MSA* == 1 and *FEAT_HPDS2* is implemented:

Hardware Use. Indicates IMPLEMENTATION DEFINED hardware use of bit[61] of the stage 1 translation table Block or Page entry for translations using *TTBR0_EL1*.

- 0b0 For translations using *TTBR0_EL1*, bit[61] of each stage 1 translation table Block or Page entry cannot be used by hardware for an IMPLEMENTATION DEFINED purpose.
- 0b1 For translations using *TTBR0_EL1*, bit[61] of each stage 1 translation table Block or Page entry can be used by hardware for an IMPLEMENTATION DEFINED purpose if the value of *TCR_EL1.HPD0* is 1.

The Effective value of this field is 0 if the value of *TCR_EL1.HPD0* is 0.

The reset behavior of this field is:

- On a Warm reset, this field resets to an architecturally UNKNOWN value.

When *VTCR_EL2.MSA* == 0:

Reserved, RES0.

Otherwise:

Reserved, RES0.

HWU060, bit [44]

When *VTCR_EL2.MSA* == 1 and *FEAT_HPDS2* is implemented:

Hardware Use. Indicates IMPLEMENTATION DEFINED hardware use of bit[60] of the stage 1 translation table Block or Page entry for translations using *TTBR0_EL1*.

- 0b0 For translations using *TTBR0_EL1*, bit[60] of each stage 1 translation table Block or Page entry cannot be used by hardware for an IMPLEMENTATION DEFINED purpose.
- 0b1 For translations using *TTBR0_EL1*, bit[60] of each stage 1 translation table Block or Page entry can be used by hardware for an IMPLEMENTATION DEFINED purpose if the value of *TCR_EL1.HPD0* is 1.

The Effective value of this field is 0 if the value of *TCR_EL1.HPD0* is 0.

The reset behavior of this field is:

- On a Warm reset, this field resets to an architecturally UNKNOWN value.

When *VTCR_EL2.MSA* == 0:

Reserved, RES0.

Otherwise:

Reserved, RES0.

HWU059, bit [43]

When *VTCR_EL2.MSA* == 1 and *FEAT_HPDS2* is implemented:

Hardware Use. Indicates IMPLEMENTATION DEFINED hardware use of bit[59] of the stage 1 translation table Block or Page entry for translations using *TTBR0_EL1*.

- 0b0 For translations using *TTBR0_EL1*, bit[59] of each stage 1 translation table Block or Page entry cannot be used by hardware for an IMPLEMENTATION DEFINED purpose.
- 0b1 For translations using *TTBR0_EL1*, bit[59] of each stage 1 translation table Block or Page entry can be used by hardware for an IMPLEMENTATION DEFINED purpose if the value of *TCR_EL1.HPD0* is 1.

The Effective value of this field is 0 if the value of *TCR_EL1.HPD0* is 0.

The reset behavior of this field is:

- On a Warm reset, this field resets to an architecturally UNKNOWN value.

When *VTCR_EL2.MSA* == 0:

Reserved, RES0.

Otherwise:

Reserved, RES0.

HPD1, bit [42]

When *VTCR_EL2.MSA* == 1 and *FEAT_HPDS* is implemented:

Hierarchical Permission Disables. This affects the hierarchical control bits, APTable, PXNTable, and UXNTable, except NSTable, in the translation tables pointed to by [TTBR1_EL1](#).

0b0 Hierarchical permissions are enabled.

0b1 Hierarchical permissions are disabled.

When disabled, the permissions are treated as if the bits are zero.

The reset behavior of this field is:

- On a Warm reset, this field resets to an architecturally UNKNOWN value.

When *VTCR_EL2.MSA* == 0:

Reserved, RES0.

Otherwise:

Reserved, RES0.

HPD0, bit [41]

When *VTCR_EL2.MSA* == 1 and *FEAT_HPDS* is implemented:

Hierarchical Permission Disables. This affects the hierarchical control bits, APTable, PXNTable, and UXNTable, except NSTable, in the translation tables pointed to by [TTBR0_EL1](#).

0b0 Hierarchical permissions are enabled.

0b1 Hierarchical permissions are disabled.

When disabled, the permissions are treated as if the bits are zero.

The reset behavior of this field is:

- On a Warm reset, this field resets to an architecturally UNKNOWN value.

When *VTCR_EL2.MSA* == 0:

Reserved, RES0.

Otherwise:

Reserved, RES0.

HD, bit [40]

When *VTCR_EL2.MSA* == 1 and *FEAT_HAFDBS* is implemented:

Hardware management of dirty state in stage 1 translations from EL0 and EL1.

0b0 Stage 1 hardware management of dirty state disabled.

0b1 Stage 1 hardware management of dirty state enabled, only if the HA bit is also set to 1.

The reset behavior of this field is:

- On a Warm reset, this field resets to an architecturally UNKNOWN value.

When *VTCR_EL2.MSA* == 0:

Reserved, RES0.

Otherwise:

Reserved, RES0.

HA, bit [39]

When *VTCR_EL2.MSA* == 1 and *FEAT_HAFDBS* is implemented:

Hardware Access flag update in stage 1 translations from EL0 and EL1.

0b0 Stage 1 Access flag update disabled.

0b1 Stage 1 Access flag update enabled.

The reset behavior of this field is:

- On a Warm reset, this field resets to an architecturally UNKNOWN value.

When *VTCR_EL2.MSA* == 0:

Reserved, RES0.

Otherwise:

Reserved, RES0.

TBI1, bit [38]

When *VTCR_EL2.MSA* == 1:

Top Byte ignored. Indicates whether the top byte of an address is used for address match for the [TTBR1_EL1](#) region, or ignored and used for tagged addresses.

0b0 Top Byte used in the address calculation.

0b1 Top Byte ignored in the address calculation.

This affects addresses generated in EL0 and EL1 using AArch64 where the address would be translated by tables pointed to by [TTBR1_EL1](#). It has an effect whether the EL1&0 translation regime is enabled or not.

If *FEAT_PAuth* is implemented and *TCR_EL1.TBID1* is 1, then this field only applies to Data accesses.

Otherwise, if the value of *TBI1* is 1 and bit [55] of the target address to be stored to the PC is 1, then bits[63:56] of that target address are also set to 1 before the address is stored in the PC, in the following cases:

- A branch or procedure return within EL0 or EL1.
- An exception taken to EL1.
- An exception return to EL0 or EL1.

The reset behavior of this field is:

- On a Warm reset, this field resets to an architecturally UNKNOWN value.

When *VTCR_EL2.MSA* == 0:

Reserved, RES0.

Otherwise:

Reserved, RES0.

TBI0, bit [37]

When *VTCR_EL2.MSA* == 1:

Top Byte ignored. Indicates whether the top byte of an address is used for address match for the [TTBR0_EL1](#) region, or ignored and used for tagged addresses.

0b0 Top Byte used in the address calculation.

0b1 Top Byte ignored in the address calculation.

This affects addresses generated in EL0 and EL1 using AArch64 where the address would be translated by tables pointed to by [TTBR0_EL1](#). It has an effect whether the EL1&0 translation regime is enabled or not.

If *FEAT_PAuth* is implemented and *TCR_EL1.TBID0* is 1, then this field only applies to Data accesses.

Otherwise, if the value of `TBIO` is 1 and bit [55] of the target address to be stored to the PC is 0, then bits[63:56] of that target address are also set to 0 before the address is stored in the PC, in the following cases:

- A branch or procedure return within EL0 or EL1.
- An exception taken to EL1.
- An exception return to EL0 or EL1.

The reset behavior of this field is:

- On a Warm reset, this field resets to an architecturally UNKNOWN value.

When `VTCR_EL2.MSA == 0`:

Top Byte ignored. Indicates whether the top byte of an address is used for an address match for the EL1 MPU regions, or ignored and used for tagged addresses.

0b0 Top Byte used in the address calculation.

0b1 Top Byte ignored in the address calculation.

This affects addresses generated in EL0 and EL1, where the address would be translated by the EL1 MPU.

If `FEAT_PAAuth` is implemented and `TCR_EL1.TBID0` is 1, then this field only applies to Data accesses.

Otherwise, if the value of `TBIO` is 1 and bit [55] of the target address to be stored to the PC is 0, then bits[63:56] of that target address are also set to 0 before the address is stored in the PC, in the following cases:

- A branch or procedure return within EL0 or EL1.
- An exception taken to EL1.
- An exception return to EL0 or EL1.

The reset behavior of this field is:

- On a Warm reset, this field resets to an architecturally UNKNOWN value.

Otherwise:

Reserved, RES0.

AS, bit [36]

When `VTCR_EL2.MSA == 1`:

ASID Size.

0b0 8 bit - the upper 8 bits of `TTBR0_EL1` and `TTBR1_EL1` are ignored by hardware for every purpose except reading back the register, and are treated as if they are all zeros for when used for allocation and matching entries in the TLB.

0b1 16 bit - the upper 16 bits of `TTBR0_EL1` and `TTBR1_EL1` are used for allocation and matching in the TLB.

If the implementation has only 8 bits of ASID, this field is RES0.

The reset behavior of this field is:

- On a Warm reset, this field resets to an architecturally UNKNOWN value.

When `VTCR_EL2.MSA == 0`:

ASID Size.

0b0 8 bit - the upper 8 bits of `TTBR0_EL1` are ignored by hardware for every purpose except reading back the register, and are treated as if they are all zeros when used for address matching.

0b1 16 bit - the upper 16 bits of `TTBR0_EL1` are used for address matching.

If the implementation has only 8 bits of ASID, this field is RES0.

The reset behavior of this field is:

- On a Warm reset, this field resets to an architecturally UNKNOWN value.

Otherwise:

Reserved, RES0.

Bit [35]

Reserved, RES0.

IPS, bits [34:32]

When *VTCR_EL2.MSA == 1*:

Intermediate Physical Address Size.

0b000	32 bits, 4GB.
0b001	36 bits, 64GB.
0b010	40 bits, 1TB.
0b011	42 bits, 4TB.
0b100	44 bits, 16TB.
0b101	48 bits, 256TB.
0b110	52 bits, 4PB.

All other values are reserved.

The reserved values behave in the same way as the 0b101 or 0b110 encoding, but software must not rely on this property as the behavior of the reserved values might change in a future revision of the architecture.

If the translation granule is not 64KB, the value 0b110 is treated as reserved.

It is IMPLEMENTATION DEFINED whether an implementation that does not implement FEAT_LPA supports setting the value of 0b110 for the 64KB translation granule size or whether setting this value behaves as the 0b101 encoding.

In an implementation that supports 52-bit PAs, if the value of this field is not 0b110 or a value treated as 0b110, then bits[51:48] of every translation table base address for the stage of translation controlled by TCR_EL1 are 0b0000.

The reset behavior of this field is:

- On a Warm reset, this field resets to an architecturally UNKNOWN value.

Otherwise:

Reserved, RES0.

TG1, bits [31:30]

When *VTCR_EL2.MSA == 1*:

Granule size for the [TTBR1_EL1](#).

0b01	16KB.
0b10	4KB.
0b11	64KB.

Other values are reserved.

If the value is programmed to either a reserved value or a size that has not been implemented, then the hardware will treat the field as if it has been programmed to an IMPLEMENTATION DEFINED choice of the sizes that has been implemented for all purposes other than the value read back from this register.

It is IMPLEMENTATION DEFINED whether the value read back is the value programmed or the value that corresponds to the size chosen.

The reset behavior of this field is:

- On a Warm reset, this field resets to an architecturally UNKNOWN value.

Otherwise:

Reserved, RES0.

SH1, bits [29:28]

When VTCR_EL2.MSA == 1:

Shareability attribute for memory associated with translation table walks using [TTBR1_EL1](#).

- 0b00 Non-shareable.
- 0b10 Outer Shareable.
- 0b11 Inner Shareable.

Other values are reserved. The effect of programming this field to a Reserved value is that behavior is CONSTRAINED UNPREDICTABLE.

The reset behavior of this field is:

- On a Warm reset, this field resets to an architecturally UNKNOWN value.

Otherwise:

Reserved, RES0.

ORGN1, bits [27:26]

When VTCR_EL2.MSA == 1:

Outer cacheability attribute for memory associated with translation table walks using [TTBR1_EL1](#).

- 0b00 Normal memory, Outer Non-cacheable.
- 0b01 Normal memory, Outer Write-Back Read-Allocate Write-Allocate Cacheable.
- 0b10 Normal memory, Outer Write-Through Read-Allocate No Write-Allocate Cacheable.
- 0b11 Normal memory, Outer Write-Back Read-Allocate No Write-Allocate Cacheable.

The reset behavior of this field is:

- On a Warm reset, this field resets to an architecturally UNKNOWN value.

Otherwise:

Reserved, RES0.

IRGN1, bits [25:24]

When VTCR_EL2.MSA == 1:

Inner cacheability attribute for memory associated with translation table walks using [TTBR1_EL1](#).

- 0b00 Normal memory, Inner Non-cacheable.
- 0b01 Normal memory, Inner Write-Back Read-Allocate Write-Allocate Cacheable.
- 0b10 Normal memory, Inner Write-Through Read-Allocate No Write-Allocate Cacheable.
- 0b11 Normal memory, Inner Write-Back Read-Allocate No Write-Allocate Cacheable.

The reset behavior of this field is:

- On a Warm reset, this field resets to an architecturally UNKNOWN value.

Otherwise:

Reserved, RES0.

EPD1, bit [23]

When VTCR_EL2.MSA == 1:

Translation table walk disable for translations using [TTBR1_EL1](#). This bit controls whether a translation table walk is performed on a TLB miss, for an address that is translated using [TTBR1_EL1](#). The encoding of this bit is:

- 0b0 Perform translation table walks using [TTBR1_EL1](#).
- 0b1 A TLB miss on an address that is translated using [TTBR1_EL1](#) generates a Translation fault. No translation table walk is performed.

The reset behavior of this field is:

- On a Warm reset, this field resets to an architecturally UNKNOWN value.

Otherwise:

Reserved, RES0.

A1, bit [22]

When *VTCR_EL2.MSA* == 1:

Selects whether [TTBR0_EL1](#) or [TTBR1_EL1](#) defines the ASID. The encoding of this bit is:

0b0 [TTBR0_EL1](#).ASID defines the ASID.

0b1 [TTBR1_EL1](#).ASID defines the ASID.

The reset behavior of this field is:

- On a Warm reset, this field resets to an architecturally UNKNOWN value.

Otherwise:

Reserved, RES0.

T1SZ, bits [21:16]

When *VTCR_EL2.MSA* == 1:

The size offset of the memory region addressed by [TTBR1_EL1](#). The region size is $2^{(64-T1SZ)}$ bytes.

The maximum and minimum possible values for T1SZ depend on the level of translation table and the memory translation granule size, as described in the AArch64 Virtual Memory System Architecture chapter.

The reset behavior of this field is:

- On a Warm reset, this field resets to an architecturally UNKNOWN value.

Otherwise:

Reserved, RES0.

TG0, bits [15:14]

When *VTCR_EL2.MSA* == 1:

Granule size for the [TTBR0_EL1](#).

0b00 4KB

0b01 64KB

0b10 16KB

Other values are reserved.

If the value is programmed to either a reserved value or a size that has not been implemented, then the hardware will treat the field as if it has been programmed to an IMPLEMENTATION DEFINED choice of the sizes that has been implemented for all purposes other than the value read back from this register.

It is IMPLEMENTATION DEFINED whether the value read back is the value programmed or the value that corresponds to the size chosen.

The reset behavior of this field is:

- On a Warm reset, this field resets to an architecturally UNKNOWN value.

Otherwise:

Reserved, RES0.

SH0, bits [13:12]

When *VTCR_EL2.MSA* == 1:

Shareability attribute for memory associated with translation table walks using [TTBR0_EL1](#).

0b00 Non-shareable

0b10 Outer Shareable

0b11 Inner Shareable

Other values are reserved. The effect of programming this field to a Reserved value is that behavior is CONSTRAINED UNPREDICTABLE.

The reset behavior of this field is:

- On a Warm reset, this field resets to an architecturally UNKNOWN value.

Otherwise:

Reserved, RES0.

ORGN0, bits [11:10]

When *VTCR_EL2.MSA* == 1:

Outer cacheability attribute for memory associated with translation table walks using [TTBR0_EL1](#).

0b00 Normal memory, Outer Non-cacheable.

0b01 Normal memory, Outer Write-Back Read-Allocate Write-Allocate Cacheable.

0b10 Normal memory, Outer Write-Through Read-Allocate No Write-Allocate Cacheable.

0b11 Normal memory, Outer Write-Back Read-Allocate No Write-Allocate Cacheable.

The reset behavior of this field is:

- On a Warm reset, this field resets to an architecturally UNKNOWN value.

Otherwise:

Reserved, RES0.

IRGN0, bits [9:8]

When *VTCR_EL2.MSA* == 1:

Inner cacheability attribute for memory associated with translation table walks using [TTBR0_EL1](#).

0b00 Normal memory, Inner Non-cacheable.

0b01 Normal memory, Inner Write-Back Read-Allocate Write-Allocate Cacheable.

0b10 Normal memory, Inner Write-Through Read-Allocate No Write-Allocate Cacheable.

0b11 Normal memory, Inner Write-Back Read-Allocate No Write-Allocate Cacheable.

The reset behavior of this field is:

- On a Warm reset, this field resets to an architecturally UNKNOWN value.

Otherwise:

Reserved, RES0.

EPD0, bit [7]

When *VTCR_EL2.MSA* == 1:

Translation table walk disable for translations using [TTBR0_EL1](#). This bit controls whether a translation table walk is performed on a TLB miss, for an address that is translated using [TTBR0_EL1](#). The encoding of this bit is:

0b0 Perform translation table walks using [TTBR0_EL1](#).

0b1 A TLB miss on an address that is translated using [TTBR0_EL1](#) generates a Translation fault. No translation table walk is performed.

The reset behavior of this field is:

- On a Warm reset, this field resets to an architecturally UNKNOWN value.

Otherwise:

Reserved, RES0.

Bit [6]

Reserved, RES0.

T0SZ, bits [5:0]

When VTCR_EL2.MSA == 1:

The size offset of the memory region addressed by [TTBR0_EL1](#). The region size is $2^{(64-T0SZ)}$ bytes.

The maximum and minimum possible values for T0SZ depend on the level of translation table and the memory translation granule size, as described in the AArch64 Virtual Memory System Architecture chapter.

The reset behavior of this field is:

- On a Warm reset, this field resets to an architecturally UNKNOWN value.

Otherwise:

Reserved, RES0.

Accessing TCR_EL1

Accesses to this register use the following encodings in the System register encoding space:

MRS <Xt>, TCR_EL1

op0	op1	CRn	CRm	op2
0b11	0b000	0b0010	0b0000	0b010

```

if PSTATE.EL == EL0 then
    UNDEFINED;
elseif PSTATE.EL == EL1 then
    if HCR_EL2.TRVM == '1' then
        AArch64.SystemAccessTrap(EL2, 0x18);
    else
        X[t, 64] = TCR_EL1;
elseif PSTATE.EL == EL2 then
    X[t, 64] = TCR_EL1;
    
```

MSR TCR_EL1, <Xt>

op0	op1	CRn	CRm	op2
0b11	0b000	0b0010	0b0000	0b010

```

if PSTATE.EL == EL0 then
    UNDEFINED;
elseif PSTATE.EL == EL1 then
    if HCR_EL2.TVM == '1' then
        AArch64.SystemAccessTrap(EL2, 0x18);
    else
        TCR_EL1 = X[t, 64];
elseif PSTATE.EL == EL2 then
    TCR_EL1 = X[t, 64];
    
```

G1.3.31 TCR_EL2, Translation Control Register (EL2)

The TCR_EL2 characteristics are:

Purpose

The control register for stage 1 of the EL2, or EL2&0, translation regime:

- When the Effective value of `HCR_EL2.E2H` is 0, this register controls stage 1 of the EL2 translation regime, that supports a single VA range, translated using `TTBR0_EL2`.
- When the value of `HCR_EL2.E2H` is 1, this register controls stage 1 of the EL2&0 translation regime, that supports both:
 - A lower VA range, translated using `TTBR0_EL2`.
 - A higher VA range, translated using `TTBR1_EL2`.

Configurations

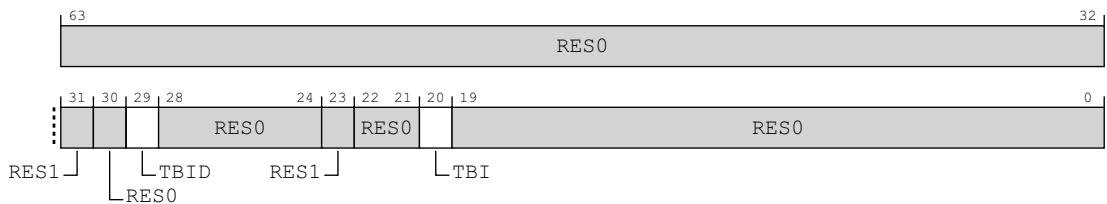
If EL2 is not implemented, this register is `RES0` from EL3.

This register has no effect if EL2 is not enabled in the current Security state.

Attributes

TCR_EL2 is a 64-bit register.

Field descriptions



Any of the bits in TCR_EL2 are permitted to be cached in a TLB.

Bits [63:32]

Reserved, `RES0`.

Bit [31]

Reserved, `RES1`.

Bit [30]

Reserved, `RES0`.

TBID, bit [29]

When FEAT_PAuth is implemented:

Controls the use of the top byte of instruction addresses for address matching.

For the purpose of this field, all cache maintenance and address translation instructions that perform address translation are treated as data accesses.

For more information, see 'Address tagging in AArch64 state'.

`0b0` TCR_EL2.TBI applies to Instruction and Data accesses.

`0b1` TCR_EL2.TBI applies to Data accesses only.

This affects addresses where the address would be translated by EL2 MPU.

The reset behavior of this field is:

- On a Warm reset, this field resets to an architecturally UNKNOWN value.

Otherwise:

Reserved, RES0.

Bits [28:24]

Reserved, RES0.

Bit [23]

Reserved, RES1.

Bits [22:21]

Reserved, RES0.

TBI, bit [20]

Top Byte ignored. Indicates whether the top byte of an address is used for address match for the EL2 MPU regions, or ignored and used for tagged addresses.

For more information, see 'Address tagging in AArch64 state'.

0b0 Top Byte used in the address calculation.

0b1 Top Byte ignored in the address calculation.

This affects addresses generated in EL2 using AArch64 where the address would be translated by the EL2 MPU. It has an effect whether the EL2 translation regime is enabled or not.

If FEAT_PAAuth is implemented and TCR_EL2.TBID is 1, then this field only applies to Data accesses.

If the value of TBI is 1, then bits[63:56] of that target address are also set to 0 before the address is stored in the PC, in the following cases:

- A branch or procedure return within EL2.
- An exception taken to EL2.
- An exception return to EL2.

The reset behavior of this field is:

- On a Warm reset, this field resets to an architecturally UNKNOWN value.

Bits [19:0]

Reserved, RES0.

Accessing TCR_EL2

Accesses to this register use the following encodings in the System register encoding space:

MRS <Xt>, TCR_EL2

op0	op1	CRn	CRm	op2
0b11	0b100	0b0010	0b0000	0b010

```

if PSTATE.EL == EL0 then
    UNDEFINED;
elseif PSTATE.EL == EL1 then
    UNDEFINED;
elseif PSTATE.EL == EL2 then
    X[t, 64] = TCR_EL2;

```

MSR TCR_EL2, <Xt>

op0	op1	CRn	CRm	op2
0b11	0b100	0b0010	0b0000	0b010

```

if PSTATE.EL == EL0 then
    UNDEFINED;
elseif PSTATE.EL == EL1 then
    UNDEFINED;
elseif PSTATE.EL == EL2 then
    TCR_EL2 = X[t, 64];

```

MRS <Xt>, TCR_EL1

op0	op1	CRn	CRm	op2
0b11	0b000	0b0010	0b0000	0b010

```

if PSTATE.EL == EL0 then
    UNDEFINED;
elseif PSTATE.EL == EL1 then
    if HCR_EL2.TRVM == '1' then
        AArch64.SystemAccessTrap(EL2, 0x18);
    else
        X[t, 64] = TCR_EL1;
elseif PSTATE.EL == EL2 then
    X[t, 64] = TCR_EL1;

```

MSR TCR_EL1, <Xt>

op0	op1	CRn	CRm	op2
0b11	0b000	0b0010	0b0000	0b010

```

if PSTATE.EL == EL0 then
    UNDEFINED;
elseif PSTATE.EL == EL1 then
    if HCR_EL2.TVM == '1' then
        AArch64.SystemAccessTrap(EL2, 0x18);
    else
        TCR_EL1 = X[t, 64];
elseif PSTATE.EL == EL2 then
    TCR_EL1 = X[t, 64];

```

G1.3.32 TTBR0_EL1, Translation Table Base Register 0 (EL1)

The TTBR0_EL1 characteristics are:

Purpose

Holds the base address of the translation table for the initial lookup for stage 1 of the translation of an address from the lower VA range in the EL1&0 translation regime, and other information for this translation regime.

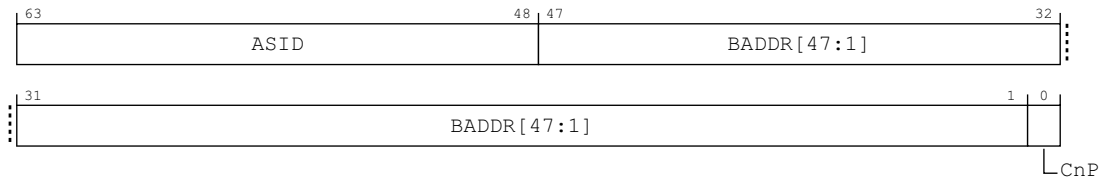
Configurations

There are no configuration notes.

Attributes

TTBR0_EL1 is a 64-bit register.

Field descriptions



ASID, bits [63:48]

When *VTCR_EL2.MSA* == 1:

An ASID for the translation table base address. The [TCR_EL1.A1](#) field selects either TTBR0_EL1.ASID or TTBR1_EL1.ASID.

If the implementation has only 8 bits of ASID, then the upper 8 bits of this field are RES0.

The reset behavior of this field is:

- On a Warm reset, this field resets to an architecturally UNKNOWN value.

When *VTCR_EL2.MSA* == 0:

An ASID for addresses defined by the current EL1 MPU configuration.

If the implementation has only 8 bits of ASID, then the upper 8 bits of this field are RES0.

The reset behavior of this field is:

- On a Warm reset, this field resets to an architecturally UNKNOWN value.

Otherwise:

Reserved, RES0.

BADDR[47:1], bits [47:1]

When *VTCR_EL2.MSA* == 1:

Translation table base address:

- Bits A[47:x] of the stage 1 translation table base address bits are in register bits[47:x].
- Bits A[(x-1):0] of the stage 1 translation table base address are zero.

Address bit x is the minimum address bit required to align the translation table to the size of the table. The smallest permitted value of x is 6. The AArch64 Virtual Memory System Architecture chapter describes how x is calculated based on the value of [TCR_EL1.T0SZ](#), the translation stage, and the translation granule size.

———— **Note** ————

A translation table is required to be aligned to the size of the table. If a table contains fewer than eight entries, it must be aligned on a 64 byte address boundary.

If the value of `TCR_EL1.IPS` is not `0b110`, then:

- Register bits[(x-1):1] are RES0.
- If the implementation supports 52-bit PAs and IPAs, then bits A[51:48] of the stage 1 translation table base address are `0b0000`.

If `FEAT_LPA` is implemented and the value of `TCR_EL1.IPS` is `0b110`, then:

- Bits A[51:48] of the stage 1 translation table base address bits are in register bits[5:2].
- Register bit[1] is RES0.
- When $x > 6$, register bits[(x-1):6] are RES0.

———— **Note** ————

`TCR_EL1.IPS == 0b110` is permitted when `FEAT_LPA` is implemented and the 64KB translation granule is used.

When the value of `ID_AA64MMFR0_EL1.PARange` indicates that the implementation does not support a 52 bit PA size, if a translation table lookup uses this register when the Effective value of `TCR_EL1.IPS` is `0b110` and the value of register bits[5:2] is nonzero, an Address size fault is generated.

If any register bit[47:1] that is defined as RES0 has the value 1 when a translation table walk is done using `TTBR0_EL1`, then the translation table base address might be misaligned, with effects that are CONstrained UNPREDICTABLE, and must be one of the following:

- Bits A[(x-1):0] of the stage 1 translation table base address are treated as if all the bits are zero. The value read back from the corresponding register bits is either the value written to the register or zero.
- The result of the calculation of an address for a translation table walk using this register can be corrupted in those bits that are nonzero.

The reset behavior of this field is:

- On a Warm reset, this field resets to an architecturally UNKNOWN value.

Otherwise:

Reserved, RES0.

CnP, bit [0]

When `VTCR_EL2.MSA == 1` and `FEAT_TTCNP` is implemented:

Common not Private. This bit indicates whether each entry that is pointed to by `TTBR0_EL1` is a member of a common set that can be used by every PE in the Inner Shareable domain for which the value of `TTBR0_EL1.CnP` is 1.

0b0 The translation table entries pointed to by `TTBR0_EL1`, for the current translation regime and ASID, are permitted to differ from corresponding entries for `TTBR0_EL1` for other PEs in the Inner Shareable domain. This is not affected by:

- The value of `TTBR0_EL1.CnP` on those other PEs.
- The value of the current ASID.
- If EL2 is implemented and enabled in the current Security state, the value of the current VMID.

0b1 The translation table entries pointed to by `TTBR0_EL1` are the same as the translation table entries for every other PE in the Inner Shareable domain for which the value of `TTBR0_EL1.CnP` is 1 and all of the following apply:

- The translation table entries are pointed to by `TTBR0_EL1`.

- The translation tables relate to the same translation regime.
- The ASID is the same as the current ASID.
- If EL2 is implemented and enabled in the current Security state, the value of the current VMID.

This bit is permitted to be cached in a TLB.

When a TLB combines entries from stage 1 translation and stage 2 translation into a single entry, that entry can only be shared between different PEs if the value of the CnP bit is 1 for both stage 1 and stage 2.

———— **Note** ————

If the value of the TTBR0_EL1.CnP bit is 1 on multiple PEs in the same Inner Shareable domain and those TTBR0_EL1s do not point to the same translation table entries when the other conditions specified for the case when the value of CnP is 1 apply, then the results of translations are CONstrained UNPREDICTABLE, see 'CONstrained UNPREDICTABLE behaviors due to caching of control or data values'.

The reset behavior of this field is:

- On a Warm reset, this field resets to an architecturally UNKNOWN value.

When VTCR_EL2.MSA == 0:

Reserved, RES0.

Otherwise:

Reserved, RES0.

Accessing TTBR0_EL1

Accesses to this register use the following encodings in the System register encoding space:

MRS <Xt>, TTBR0_EL1

op0	op1	CRn	CRm	op2
0b11	0b000	0b0010	0b0000	0b000

```

if PSTATE.EL == EL0 then
    UNDEFINED;
elsif PSTATE.EL == EL1 then
    if HCR_EL2.TRVM == '1' then
        AArch64.SystemAccessTrap(EL2, 0x18);
    else
        X[t, 64] = TTBR0_EL1;
    elsif PSTATE.EL == EL2 then
        X[t, 64] = TTBR0_EL1;
    
```

MSR TTBR0_EL1, <Xt>

op0	op1	CRn	CRm	op2
0b11	0b000	0b0010	0b0000	0b000

```

if PSTATE.EL == EL0 then
    UNDEFINED;
elsif PSTATE.EL == EL1 then
    if HCR_EL2.TVM == '1' then
    
```



```
    AArch64.SystemAccessTrap(EL2, 0x18);  
  else  
    TTBR0_EL1 = X[t, 64];  
  elsif PSTATE.EL == EL2 then  
    TTBR0_EL1 = X[t, 64];
```

G1.3.33 VSCTLR_EL2, Virtualization System Control Register (EL2)

The VSCTLR_EL2 characteristics are:

Purpose

Provides configuration information for VMsAv8-64 and PMSAv8-64 virtualization using stage 2 of EL1&0 translation regime.

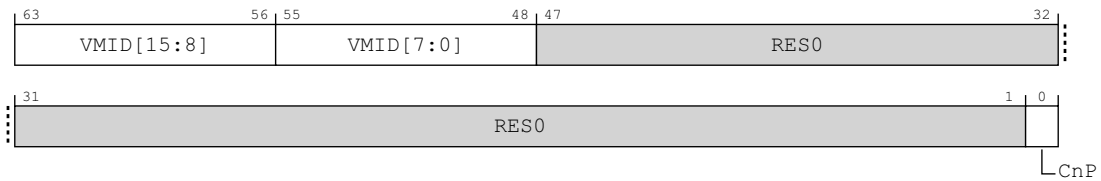
Configurations

There are no configuration notes.

Attributes

VSCTLR_EL2 is a 64-bit register.

Field descriptions



VMID[15:8], bits [63:56]

When FEAT_VMID16 is implemented and VTCR_EL2.VS == 1:

Extension to VMID[7:0]. For more information, see VSCTLR_EL2.VMID[7:0].

If the implementation has an 8-bit VMID, this field is RES0.

The reset behavior of this field is:

- On a Warm reset, this field resets to an architecturally UNKNOWN value.

Otherwise:

Reserved, RES0.

VMID[7:0], bits [55:48]

The VMID for the EL1-Guest-OS.

The VMID is 8 bits when any of the following are true:

- The VTCR_EL2.VS is 0.
- FEAT_VMID16 is not implemented.

The reset behavior of this field is:

- On a Warm reset, this field resets to an architecturally UNKNOWN value.

Bits [47:1]

Reserved, RES0.

CnP, bit [0]

When FEAT_TTCNP is implemented and VTCR_EL2.MSA == 1:

Common not Private. This bit indicates whether stage 2 of EL1&0 translations are a member of a common set that can be used by every PE in the Inner Shareable domain for which the value of VSCTLR_EL2.CnP is 1.

0b0 The stage 2 translations of the EL1&0 translation regime are permitted to differ in other PEs in the Inner Shareable domain. This is not affected by the value of the current VMID.

0b1 The stage 2 translations of the EL1&0 translation regime are the same for every other PE in the Inner Shareable domain for which the value of VSCTLR_EL2.CnP is 1 and the VMID is the same as the current VMID.

Note

If the value of VSCTLR_EL2.CnP bit is 1 on multiple PEs in the same Inner Shareable domain and the stage 2 EL1&0 translation does not point to the same configurations when using the current VMID, then the results of the translations are CONstrained UNPREDICTABLE, see 'CONstrained UNPREDICTABLE behaviors due to caching of control or data values'.

In an implementation that does not support VMSAv8-64 at stage 1 EL1&0 translation regime this field is RES0.

The reset behavior of this field is:

- On a Warm reset, this field resets to an architecturally UNKNOWN value.

Otherwise:

Reserved, RES0.

Accessing VSCTLR_EL2

Accesses to this register use the following encodings in the System register encoding space:

MRS <Xt>, VSCTLR_EL2

op0	op1	CRn	CRm	op2
0b11	0b100	0b0010	0b0000	0b000

```
if PSTATE.EL == EL0 then
    UNDEFINED;
elseif PSTATE.EL == EL1 then
    UNDEFINED;
elseif PSTATE.EL == EL2 then
    X[t, 64] = VSCTLR_EL2;
```

MSR VSCTLR_EL2, <Xt>

op0	op1	CRn	CRm	op2
0b11	0b100	0b0010	0b0000	0b000

```
if PSTATE.EL == EL0 then
    UNDEFINED;
elseif PSTATE.EL == EL1 then
    UNDEFINED;
elseif PSTATE.EL == EL2 then
    VSCTLR_EL2 = X[t, 64];
```

G1.3.34 VSTCR_EL2, Virtualization Secure Translation Control Register

The VSTCR_EL2 characteristics are:

Purpose

The control register for stage 2 of the Secure EL1&0 translation regime.

Configurations

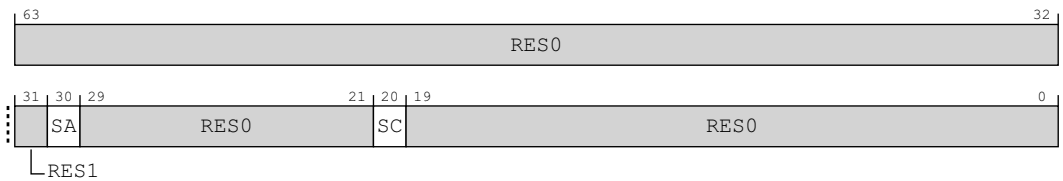
This register is present only when FEAT_SEL2 is implemented. Otherwise, direct accesses to VSTCR_EL2 are UNDEFINED.

This register has no effect if EL2 is not enabled in the current Security state.

Attributes

VSTCR_EL2 is a 64-bit register.

Field descriptions



Any of the bits in VSTCR_EL2 are permitted to be cached in a TLB.

Bits [63:32]

Reserved, RES0.

Bit [31]

Reserved, RES1.

SA, bit [30]

Secure stage 2 translation output address space.

0b0 All stage 2 translations for the Secure PA space access the Secure PA space.

0b1 All stage 2 translations for the Secure PA space access the Non-secure PA space.

The reset behavior of this field is:

- On a Warm reset, this field resets to an architecturally UNKNOWN value.

Bits [29:21]

Reserved, RES0.

SC, bit [20]

NS check enable bit.

0b0 Least secure NS configuration is selected from the stage 1 and stage 2 EL1&0 translation regime for the given address.

0b1 Stage 2 NS configuration is checked against stage 1 NS configuration in EL1&0 translation regime for the given address, and generate a fault if they are different.

The reset behavior of this field is:

- On a Warm reset, this field resets to an architecturally UNKNOWN value.

Bits [19:0]

Reserved, RES0.

Accessing VSTCR_EL2

Accesses to this register use the following encodings in the System register encoding space:

MRS <Xt>, VSTCR_EL2

op0	op1	CRn	CRm	op2
0b11	0b100	0b0010	0b0110	0b010

```

if PSTATE.EL == EL0 then
    UNDEFINED;
elsif PSTATE.EL == EL1 then
    if !IsCurrentSecurityState(SS_Secure) then
        UNDEFINED;
    else
        UNDEFINED;
elsif PSTATE.EL == EL2 then
    if !IsCurrentSecurityState(SS_Secure) then
        UNDEFINED;
    else
        X[t, 64] = VSTCR_EL2;

```

MSR VSTCR_EL2, <Xt>

op0	op1	CRn	CRm	op2
0b11	0b100	0b0010	0b0110	0b010

```

if PSTATE.EL == EL0 then
    UNDEFINED;
elsif PSTATE.EL == EL1 then
    if !IsCurrentSecurityState(SS_Secure) then
        UNDEFINED;
    else
        UNDEFINED;
elsif PSTATE.EL == EL2 then
    if !IsCurrentSecurityState(SS_Secure) then
        UNDEFINED;
    else
        VSTCR_EL2 = X[t, 64];

```

G1.3.35 VTCR_EL2, Virtualization Translation Control Register

The VTCR_EL2 characteristics are:

Purpose

The control register for stage 2 of the EL1&0 translation regime.

Configurations

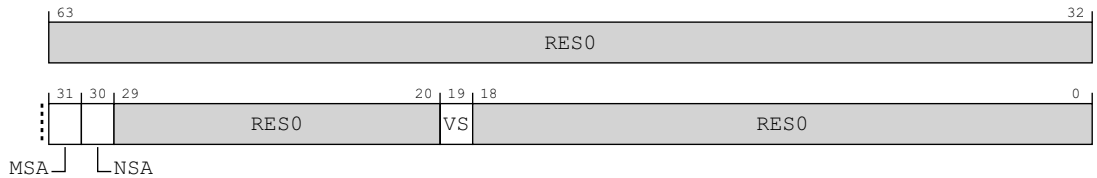
If EL2 is not implemented, this register is RES0 from EL3.

This register has no effect if EL2 is not enabled in the current Security state.

Attributes

VTCR_EL2 is a 64-bit register.

Field descriptions



Any of the bits in VTCR_EL2 are permitted to be cached in a TLB.

Bits [63:32]

Reserved, RES0.

MSA, bit [31]

When $ID_AA64MMFR0_EL1.MSA_frac == 0b0010$:

Stage 1 EL1&0 translation regime memory system architecture.

0b0 Stage 1 EL1&0 translation regime uses PMSAv8-64 memory architecture.

0b1 Stage 1 EL1&0 translation regime uses VMSAv8-64 memory architecture.

The reset behavior of this field is:

- On a Warm reset, this field resets to an architecturally UNKNOWN value.

When $ID_AA64MMFR0_EL1.MSA_frac == 0b0001$:

Reserved, RES0.

Otherwise:

Reserved, RES1.

NSA, bit [30]

When $FEAT_SEL2$ is implemented:

Non-secure stage 2 translation output address space.

0b0 All stage 2 translations for the Non-secure PA space of the Secure EL1&0 translation regime access the Secure PA space.

0b1 All stage 2 translations for the Non-secure PA space of the Secure EL1&0 translation regime access the Non-secure PA space.

This bit behaves as 1 for all purposes other than reading back the value of the bit when the value of [VSTCR_EL2.SA](#) is 1.

The reset behavior of this field is:

- On a Warm reset, this field resets to an architecturally UNKNOWN value.

Otherwise:

Reserved, RES0.

Bits [29:20]

Reserved, RES0.

VS, bit [19]

When FEAT_VMID16 is implemented:

VMID Size.

- 0b0 8-bit VMID. The upper 8 bits of `VSCTLR_EL2` are ignored by the hardware, and treated as if they are all zeros, for every purpose except when reading back the register.
- 0b1 16-bit VMID. The upper 8 bits of `VSCTLR_EL2` are used for allocation and matching in the TLB.

The reset behavior of this field is:

- On a Warm reset, this field resets to an architecturally UNKNOWN value.

Otherwise:

Reserved, RES0.

Bits [18:0]

Reserved, RES0.

Accessing VTCR_EL2

Any of the bits in `VTCR_EL2` are permitted to be cached in a TLB.

Accesses to this register use the following encodings in the System register encoding space:

MRS <Xt>, VTCR_EL2

op0	op1	CRn	CRm	op2
0b11	0b100	0b0010	0b0001	0b010

```

if PSTATE.EL == EL0 then
    UNDEFINED;
elseif PSTATE.EL == EL1 then
    UNDEFINED;
elseif PSTATE.EL == EL2 then
    X[t, 64] = VTCR_EL2;

```

MSR VTCR_EL2, <Xt>

op0	op1	CRn	CRm	op2
0b11	0b100	0b0010	0b0001	0b010

```

if PSTATE.EL == EL0 then
    UNDEFINED;
elseif PSTATE.EL == EL1 then
    UNDEFINED;
elseif PSTATE.EL == EL2 then
    VTCR_EL2 = X[t, 64];

```

G1.4 Debug registers

This section lists the Debug System registers in Armv8-R AArch64, in alphabetical order.

G1.4.1 DBGBCR<n>_EL1, Debug Breakpoint Control Registers, n = 0 - 15

The DBGBCR<n>_EL1 characteristics are:

Purpose

Holds control information for a breakpoint. Forms breakpoint n together with value register DBGBVR<n>_EL1.

Configurations

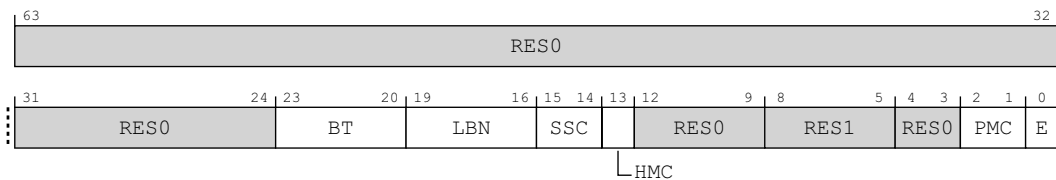
AArch64 System register DBGBCR<n>_EL1 bits [31:0] are architecturally mapped to External register DBGBCR<n>_EL1[31:0].

If breakpoint n is not implemented, accesses to this register are UNDEFINED.

Attributes

DBGBCR<n>_EL1 is a 64-bit register.

Field descriptions



Bits [63:24]

Reserved, RES0.

BT, bits [23:20]

Breakpoint Type. Possible values are:

- 0b0000 Unlinked instruction address match. DBGBVR<n>_EL1 is the address of an instruction.
- 0b0001 As 0b0000, but linked to a Context matching breakpoint.
- 0b0010 Unlinked Context ID match. When FEAT_VHE is implemented, EL2 is using AArch64, and the Effective value of HCR_EL2.E2H is 1, if either the PE is executing at EL0 with HCR_EL2.TGE set to 1 or the PE is executing at EL2, then DBGBVR<n>_EL1.ContextID must match the CONTEXTIDR_EL2 value. Otherwise, DBGBVR<n>_EL1.ContextID must match the CONTEXTIDR_EL1 value
- 0b0011 As 0b0010, with linking enabled.
- 0b0110 Unlinked CONTEXTIDR_EL1 match. DBGBVR<n>_EL1.ContextID is a Context ID compared against CONTEXTIDR_EL1.
- 0b0111 As 0b0110, with linking enabled.
- 0b1000 Unlinked VMID match. DBGBVR<n>_EL1.VMID is a VMID compared against VSCTLR_EL2.VMID.
- 0b1001 As 0b1000, with linking enabled.
- 0b1010 Unlinked VMID and Context ID match. DBGBVR<n>_EL1.ContextID is a Context ID compared against CONTEXTIDR_EL1, and DBGBVR<n>_EL1.VMID is a VMID compared against VSCTLR_EL2.VMID.
- 0b1011 As 0b1010, with linking enabled.
- 0b1100 Unlinked CONTEXTIDR_EL2 match. DBGBVR<n>_EL1.ContextID2 is a Context ID compared against CONTEXTIDR_EL2.
- 0b1101 As 0b1100, with linking enabled.

0b1110 Unlinked Full Context ID match. DBGVR<n>_EL1.ContextID is compared against CONTEXTIDR_EL1, and DBGVR<n>_EL1.ContextID2 is compared against CONTEXTIDR_EL2.

0b1111 As 0b1110, with linking enabled.

All other values are reserved. Constraints on breakpoint programming mean other values are reserved under some conditions.

The fields that indicate when the breakpoint can be generated are: HMC, PMC, and SSC. These fields must be considered in combination, and the values that are permitted for these fields are constrained.

For more information on the operation of these fields, see 'Execution conditions for which a breakpoint generates Breakpoint exceptions'.

For more information on the effect of programming the fields to a reserved value, see 'Reserved DBGBCR<n>_EL1.BT values'.

The reset behavior of this field is:

- On a Cold reset, this field resets to an architecturally UNKNOWN value.

LBN, bits [19:16]

Linked breakpoint number. For Linked address matching breakpoints, this specifies the index of the Context-matching breakpoint linked to.

For all other breakpoint types this field is ignored and reads of the register return an UNKNOWN value.

This field is ignored when the value of DBGBCR<n>_EL1.E is 0.

The reset behavior of this field is:

- On a Cold reset, this field resets to an architecturally UNKNOWN value.

SSC, bits [15:14]

Security state control. Determines the Security states under which a Breakpoint debug event for breakpoint n is generated.

The fields that indicate when the breakpoint can be generated are: HMC, PMC, and SSC. These fields must be considered in combination, and the values that are permitted for these fields are constrained.

For more information on the operation of these fields, see 'Execution conditions for which a breakpoint generates Breakpoint exceptions'.

For more information on the effect of programming the fields to a reserved set of values, see 'Reserved DBGBCR<n>_EL1.{SSC, HMC, PMC} values'.

The reset behavior of this field is:

- On a Cold reset, this field resets to an architecturally UNKNOWN value.

HMC, bit [13]

Higher mode control. Determines the debug perspective for deciding when a Breakpoint debug event for breakpoint n is generated.

The fields that indicate when the breakpoint can be generated are: HMC, PMC, and SSC. These fields must be considered in combination, and the values that are permitted for these fields are constrained.

For more information on the operation of these fields, see 'Execution conditions for which a breakpoint generates Breakpoint exceptions'.

For more information, see DBGBCR<n>_EL1.SSC.

The reset behavior of this field is:

- On a Cold reset, this field resets to an architecturally UNKNOWN value.

Bits [12:9]

Reserved, RES0.

Bits [8:5]

Reserved, RES1.

Bits [4:3]

Reserved, RES0.

PMC, bits [2:1]

Privilege mode control. Determines the Exception level or levels at which a Breakpoint debug event for breakpoint *n* is generated.

The fields that indicate when the breakpoint can be generated are: HMC, PMC, and SSC. These fields must be considered in combination, and the values that are permitted for these fields are constrained.

For more information on the operation of these fields, see 'Execution conditions for which a breakpoint generates Breakpoint exceptions'.

For more information, see `DBGBCR<n>_EL1.SSC`.

The reset behavior of this field is:

- On a Cold reset, this field resets to an architecturally UNKNOWN value.

E, bit [0]

Enable breakpoint `DBGBVR<n>_EL1`.

0b0 Breakpoint disabled.

0b1 Breakpoint enabled.

The reset behavior of this field is:

- On a Cold reset, this field resets to an architecturally UNKNOWN value.

Accessing `DBGBCR<n>_EL1`

Accesses to this register use the following encodings in the System register encoding space:

***MRS* <Xt>, `DBGBCR<m>_EL1`**

op0	op1	CRn	CRm	op2
0b10	0b000	0b0000	m[3:0]	0b101

```
integer m = UInt(CRm<3:0>);

if PSTATE.EL == EL0 then
    UNDEFINED;
elsif PSTATE.EL == EL1 then
    if MDCR_EL2.<TDE,TDA> != '00' then
        AArch64.SystemAccessTrap(EL2, 0x18);
    elsif OSLSR_EL1.OSLK == '0' && HaltingAllowed() && EDSCR.TDA == '1' then
        Halt(DebugHalt_SoftwareAccess);
    else
        X[t, 64] = DBGBCR_EL1[m];
elsif PSTATE.EL == EL2 then
    if OSLSR_EL1.OSLK == '0' && HaltingAllowed() && EDSCR.TDA == '1' then
        Halt(DebugHalt_SoftwareAccess);
    else
        X[t, 64] = DBGBCR_EL1[m];
```

MSR DBGBCR<m>_EL1, <Xt>

op0	op1	CRn	CRm	op2
0b10	0b000	0b0000	m[3:0]	0b101

```

integer m = UInt(CRm<3:0>);

if PSTATE.EL == EL0 then
    UNDEFINED;
elseif PSTATE.EL == EL1 then
    if MDCR_EL2.<TDE,TDA> != '00' then
        AArch64.SystemAccessTrap(EL2, 0x18);
    elseif OLSR_EL1.OSLK == '0' && HaltingAllowed() && EDSCR.TDA == '1' then
        Halt(DebugHalt_SoftwareAccess);
    else
        DBGBCR_EL1[m] = X[t, 64];
elseif PSTATE.EL == EL2 then
    if OLSR_EL1.OSLK == '0' && HaltingAllowed() && EDSCR.TDA == '1' then
        Halt(DebugHalt_SoftwareAccess);
    else
        DBGBCR_EL1[m] = X[t, 64];

```

G1.4.2 MDCR_EL2, Monitor Debug Configuration Register (EL2)

The MDCR_EL2 characteristics are:

Purpose

Provides EL2 configuration options for self-hosted debug and the Performance Monitors Extension.

Configurations

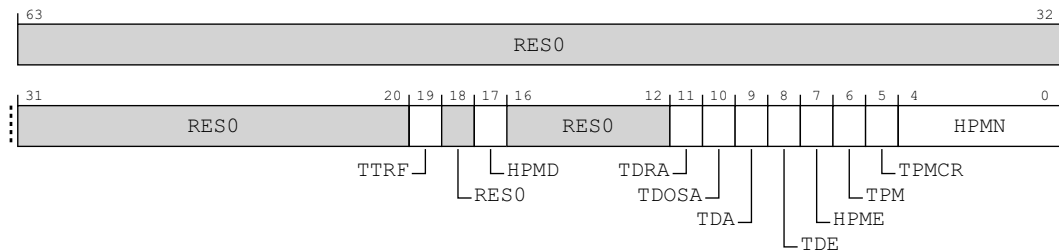
If EL2 is not implemented, this register is RES0 from EL3.

This register has no effect if EL2 is not enabled in the current Security state.

Attributes

MDCR_EL2 is a 64-bit register.

Field descriptions



Bits [63:20]

Reserved, RES0.

TTRF, bit [19]

When FEAT_TRF is implemented:

Traps use of the Trace Filter Control registers at EL1 to EL2, as follows:

- Access to TRFCR_EL1 is trapped to EL2, reported using EC syndrome value 0x18.

0b0 Accesses to TRFCR_EL1 and TRFCR at EL1 are not affected by this control.

0b1 Accesses to TRFCR_EL1 and TRFCR at EL1 generate a trap exception to EL2 when EL2 is enabled in the current Security state.

The reset behavior of this field is:

- On a Warm reset, this field resets to an architecturally UNKNOWN value.

Otherwise:

Reserved, RES0.

Bit [18]

Reserved, RES0.

HPMD, bit [17]

When FEAT_PMUv3p1 is implemented and FEAT_Debugv8p2 is implemented:

Guest Performance Monitors Disable. Controls event counting by some event counters at EL2.

0b0 Event counting and PMCCNTR_EL0 are not affected by this mechanism.

0b1 Event counting by some event counters is prohibited at EL2. If PMCR_EL0.DP is 1, PMCCNTR_EL0 is disabled at EL2. Otherwise, PMCCNTR_EL0 is not affected by this mechanism.

If `MDCR_EL2.HPMN` is not 0, this field affects the operation of event counters in the range [0 .. (`MDCR_EL2.HPMN`-1)].

This field does not affect the operation of other event counters.

If `PMCR_EL0.DP` is 1, this field affects `PMCCNTR_EL0`.

The reset behavior of this field is:

- On a Warm reset, this field resets to 0.

When `FEAT_PMUv3p1` is implemented:

Guest Performance Monitors Disable. Controls event counting by some event counters at EL2.

0b0 Event counting and `PMCCNTR_EL0` are not affected by this mechanism.

0b1 If `ExternalSecureNoninvasiveDebugEnabled()` is FALSE, event counting by some event counters is prohibited at EL2, and if `PMCR_EL0.DP` is 1, `PMCCNTR_EL0` is disabled at EL2.

If `ExternalSecureNoninvasiveDebugEnabled()` is TRUE, this field does not affect the event counters and does not affect `PMCCNTR_EL0`.

Otherwise:

- If `MDCR_EL2.HPMN` is not 0, this field affects the operation of event counters in the range [0 .. (`MDCR_EL2.HPMN`-1)].
- This field does not affect the operation of other event counters.
- If `PMCR_EL0.DP` is 1, this field affects `PMCCNTR_EL0`.

The reset behavior of this field is:

- On a Warm reset, this field resets to 0.

Otherwise:

Reserved, RES0.

Bits [16:12]

Reserved, RES0.

TDRA, bit [11]

Trap Debug ROM Address register access. Traps System register accesses to the Debug ROM registers to EL2 when EL2 is enabled in the current Security state as follows:

- If EL1 is using AArch64 state, accesses to `MDRAR_EL1` are trapped to EL2, reported using EC syndrome value 0x18.

0b0 This control does not cause any instructions to be trapped.

0b1 EL0 and EL1 System register accesses to the Debug ROM registers are trapped to EL2 when EL2 is enabled in the current Security state, unless it is trapped by `DBGDSCREXT.UCCdis` or `MDSCR_EL1.TDCC`.

This field is treated as being 1 for all purposes other than a direct read when one or more of the following are true:

- `MDCR_EL2.TDE` == 1.
- `HCR_EL2.TGE` == 1.

Note

EL2 does not provide traps on debug register accesses through the optional memory-mapped external debug interfaces.

System register accesses to the debug registers might have side-effects. When a System register access is trapped to EL2, no side-effects occur before the exception is taken to EL2.

The reset behavior of this field is:

- On a Warm reset, this field resets to an architecturally UNKNOWN value.

TDOSA, bit [10]

When FEAT_DoubleLock is implemented:

Trap debug OS-related register access. Traps EL1 System register accesses to the powerdown debug registers to EL2, from both Execution states as follows:

- In AArch64 state, accesses to the following registers are trapped to EL2, reported using EC syndrome value 0x18:
 - OSLAR_EL1, OSLSR_EL1, OSDLR_EL1, and DBGPRCR_EL1.
 - Any IMPLEMENTATION DEFINED register with similar functionality that the implementation specifies as trapped by this bit.
- 0b0 This control does not cause any instructions to be trapped.
- 0b1 EL1 System register accesses to the powerdown debug registers are trapped to EL2 when EL2 is enabled in the current Security state.

Note

These registers are not accessible at EL0.

This field is treated as being 1 for all purposes other than a direct read when one or more of the following are true:

- MDCR_EL2.TDE == 1.
- HCR_EL2.TGE == 1.

System register accesses to the debug registers might have side-effects. When a System register access is trapped to EL2, no side-effects occur before the exception is taken to EL2.

The reset behavior of this field is:

- On a Warm reset, this field resets to an architecturally UNKNOWN value.

Otherwise:

Trap debug OS-related register access. Traps EL1 System register accesses to the powerdown debug registers to EL2, from both Execution states as follows:

- In AArch64 state, accesses to the following registers are trapped to EL2, reported using EC syndrome value 0x18:
 - OSLAR_EL1, OSLSR_EL1, and DBGPRCR_EL1.
 - Any IMPLEMENTATION DEFINED register with similar functionality that the implementation specifies as trapped by this bit.

It is IMPLEMENTATION DEFINED whether accesses to OSDLR_EL1 are trapped.

- 0b0 This control does not cause any instructions to be trapped.
- 0b1 EL1 System register accesses to the powerdown debug registers are trapped to EL2 when EL2 is enabled in the current Security state.

Note

These registers are not accessible at EL0.

This field is treated as being 1 for all purposes other than a direct read when one or more of the following are true:

- MDCR_EL2.TDE == 1.
- HCR_EL2.TGE == 1.

Note

EL2 does not provide traps on debug register accesses through the optional memory-mapped external debug interfaces.

System register accesses to the debug registers might have side-effects. When a System register access is trapped to EL2, no side-effects occur before the exception is taken to EL2.

The reset behavior of this field is:

- On a Warm reset, this field resets to an architecturally UNKNOWN value.

TDA, bit [9]

Trap Debug Access. Traps EL0 and EL1 System register accesses to debug System registers that are not trapped by MDCR_EL2.TDRA or MDCR_EL2.TDOSA, as follows:

- In AArch64 state, accesses to the following registers are trapped to EL2 reported using EC syndrome value 0x18:
 - MDCCSR_EL0, MDCCINT_EL1, OSDTRRX_EL1, MDCR_EL1, OSDTRTX_EL1, OSECCR_EL1, DBGBVR<n>_EL1, DBGBCR<n>_EL1, DBGWVR<n>_EL1, DBGWCR<n>_EL1, DBGCLAIMSET_EL1, DBGCLAIMCLR_EL1, DBGAUTHSTATUS_EL1.
 - When not in Debug state, DBGDTR_EL0, DBGDTRRX_EL0, DBGDTRTX_EL0.

0b0 This control does not cause any instructions to be trapped.

0b1 EL0 or EL1 System register accesses to the debug registers are trapped from both Execution states to EL2 when EL2 is enabled in the current Security state, unless the access generates a higher priority exception.

Traps of AArch64 accesses to DBGDTR_EL0, DBGDTRRX_EL0, and DBGDTRTX_EL0 are ignored in Debug state.

This field is treated as being 1 for all purposes other than a direct read when one or more of the following are true:

- MDCR_EL2.TDE == 1
- HCR_EL2.TGE == 1

The reset behavior of this field is:

- On a Warm reset, this field resets to an architecturally UNKNOWN value.

TDE, bit [8]

Trap Debug Exceptions. Controls routing of Debug exceptions, and defines the debug target Exception level, EL_D.

0b0 The debug target Exception level is EL1.

0b1 If EL2 is enabled for the current Effective value of SCR_EL3.NS, the debug target Exception level is EL2, otherwise the debug target Exception level is EL1.

The MDCR_EL2.{TDRA, TDOSA, TDA} fields are treated as being 1 for all purposes other than returning the result of a direct read of the register.

For more information, see 'Routing debug exceptions'.

This field is treated as being 1 for all purposes other than a direct read when HCR_EL2.TGE == 1.

The reset behavior of this field is:

- On a Warm reset, this field resets to an architecturally UNKNOWN value.

HPME, bit [7]

When FEAT_PMUv3 is implemented:

[MDCR_EL2.HPMN..(N-1)] event counters enable.

0b0 Event counters in the range [MDCR_EL2.HPMN..(PMCR_EL0.N-1)] are disabled.

0b1 Event counters in the range [MDCR_EL2.HPMN..(PMCR_EL0.N-1)] are enabled by PMCNTENSET_EL0.

If MDCR_EL2.HPMN is less than PMCR_EL0.N, this field affects the operation of event counters in the range [MDCR_EL2.HPMN..(PMCR_EL0.N-1)].

This field does not affect the operation of other event counters.

The operation of this field applies even when EL2 is disabled in the current Security state.

The reset behavior of this field is:

- On a Warm reset, this field resets to an architecturally UNKNOWN value.

Otherwise:

Reserved, RES0.

TPM, bit [6]

When FEAT_PMUv3 is implemented:

Trap Performance Monitors accesses. Traps EL0 and EL1 accesses to all Performance Monitor registers to EL2 when EL2 is enabled in the current Security state, from both Execution states, as follows:

- In AArch64 state, accesses to the following registers are trapped to EL2, reported using EC syndrome value 0x18:
 - [PMCR_ELO](#), [PMCNTENSET_ELO](#), [PMCNTENCLR_ELO](#), [PMOVSCCLR_ELO](#), [PMSWINC_ELO](#), [PMSELR_ELO](#), [PMCEID0_ELO](#), [PMCEID1_ELO](#), [PMCCNTR_ELO](#), [PMXEVTYPER_ELO](#), [PMXEVNTR_ELO](#), [PMUSERENR_ELO](#), [PMINTENSET_ELO](#), [PMINTENCLR_ELO](#), [PMOVSSET_ELO](#), [PMEVCNTR<n>_ELO](#), [PMEVTYPER<n>_ELO](#), [PMCCFILTR_ELO](#).
 - If FEAT_PMUv3p4 is implemented, [PMMIR_ELO](#)
- 0b0 This control does not cause any instructions to be trapped.
- 0b1 EL0 and EL1 accesses to all Performance Monitor registers are trapped to EL2 when EL2 is enabled in the current Security state.

———— **Note** ————

EL2 does not provide traps on Performance Monitor register accesses through the optional memory-mapped external debug interface.

The reset behavior of this field is:

- On a Warm reset, this field resets to an architecturally UNKNOWN value.

Otherwise:

Reserved, RES0.

TPMCR, bit [5]

When FEAT_PMUv3 is implemented:

Trap [PMCR_ELO](#) or PMCR accesses. Traps EL0 and EL1 accesses to EL2, when EL2 is enabled in the current Security state, as follows:

- In AArch64 state, accesses to [PMCR_ELO](#) are trapped to EL2, reported using EC syndrome value 0x18.
- 0b0 This control does not cause any instructions to be trapped.
- 0b1 EL0 and EL1 accesses to the [PMCR_ELO](#) or PMCR are trapped to EL2 when EL2 is enabled in the current Security state, unless it is trapped by [PMUSERENR.EN](#) or [PMUSERENR_ELO.EN](#).

———— **Note** ————

EL2 does not provide traps on Performance Monitor register accesses through the optional memory-mapped external debug interface.

The reset behavior of this field is:

- On a Warm reset, this field resets to an architecturally UNKNOWN value.

Otherwise:

Reserved, RES0.

HPMN, bits [4:0]

When FEAT_PMUv3 is implemented:

Defines the number of event counters that are accessible from EL3, EL2, EL1, and from EL0 if permitted.

If HPMN is not 0 and is less than `PMCR_EL0.N`, HPMN divides the event counters into a first range [0..(HPMN-1)], and a second range [HPMN..(PMCR_EL0.N-1)].

If HPMN is equal to `PMCR_EL0.N`, all event counters are in the first range and none are in the second range.

For an event counter <n> in the first range:

- The counter is accessible from EL1, EL2, and EL3.
- The counter is accessible from EL0 if permitted by `PMUSERENR_EL0` or `PMUSERENR`.
- `PMCR_EL0.E` and `PMCNTENSET_EL0[n]` enable the operation of event counter n.

For an event counter <n> in the second range:

- The counter is accessible from EL2 and EL3.
- If EL2 is disabled in the current Security state, the event counter is also accessible from EL1, and from EL0 if permitted by `PMUSERENR_EL0`.
- `MDCR_EL2.HPME` and `PMCNTENSET_EL0[n]` enable the operation of event counter n.

If HPMN is 0, or larger than `PMCR_EL0.N`, the following CONSTRAINED UNPREDICTABLE behaviors apply:

- The value returned by a direct read of `MDCR_EL2.HPMN` is UNKNOWN.
- Either:
 - An UNKNOWN number of counters are reserved for EL2 and EL3 use. That is, the PE behaves as if `MDCR_EL2.HPMN` is set to an UNKNOWN non-zero value less than or equal to `PMCR_EL0.N`.
 - All counters are reserved for EL2 and EL3 use, meaning no counters are accessible from EL1 and EL0.

The reset behavior of this field is:

- On a Warm reset, this field resets to the value in `PMCR_EL0.N`.

Otherwise:

Reserved, RES0.

Accessing MDCR_EL2

Accesses to this register use the following encodings in the System register encoding space:

MRS <Xt>, MDCR_EL2

op0	op1	CRn	CRm	op2
0b11	0b100	0b0001	0b0001	0b001

```

if PSTATE.EL == EL0 then
    UNDEFINED;
elseif PSTATE.EL == EL1 then
    UNDEFINED;
elseif PSTATE.EL == EL2 then
    X[t, 64] = MDCR_EL2;

```

MSR MDCR_EL2, <Xt>

op0	op1	CRn	CRm	op2
0b11	0b100	0b0001	0b0001	0b001

```
if PSTATE.EL == EL0 then
    UNDEFINED;
elsif PSTATE.EL == EL1 then
    UNDEFINED;
elsif PSTATE.EL == EL2 then
    MDCR_EL2 = X[t, 64];
```

G1.4.3 MDSCR_EL1, Monitor Debug System Control Register

The MDSCR_EL1 characteristics are:

Purpose

Main control register for the debug implementation.

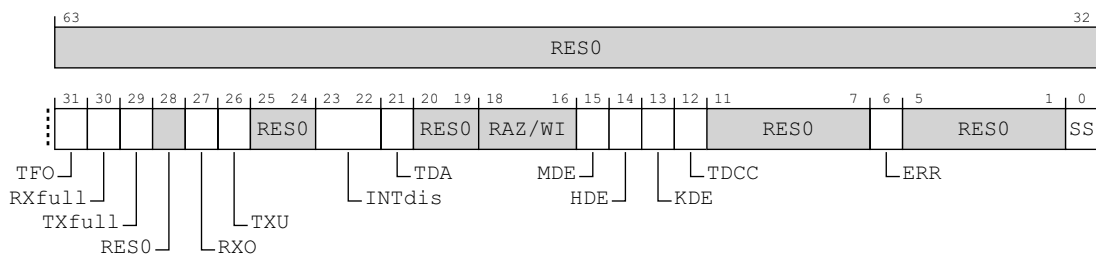
Configurations

There are no configuration notes.

Attributes

MDSCR_EL1 is a 64-bit register.

Field descriptions



Bits [63:32]

Reserved, RES0.

TFO, bit [31]

When FEAT_TRF is implemented:

Trace Filter override. Used for save/restore of EDSCR.TFO.

When OSLSR_EL1.OSLK == 0, software must treat this bit as UNK/SBZP.

When OSLSR_EL1.OSLK == 1, this bit holds the value of EDSCR.TFO. Reads and writes of this bit are indirect accesses to EDSCR.TFO.

Accessing this field has the following behavior:

- When OSLSR_EL1.OSLK == 1, access to this field is RW.
- When OSLSR_EL1.OSLK == 0, access to this field is RO.

Otherwise:

Reserved, RES0.

RXfull, bit [30]

Used for save/restore of EDSCR.RXfull.

When OSLSR_EL1.OSLK == 0, software must treat this bit as UNK/SBZP.

When OSLSR_EL1.OSLK == 1, this bit holds the value of EDSCR.RXfull. Reads and writes of this bit are indirect accesses to EDSCR.RXfull.

The reset behavior of this field is:

- The architected behavior of this field determines the value it returns after a reset.

Accessing this field has the following behavior:

- When OSLSR_EL1.OSLK == 1, access to this field is RW.
- When OSLSR_EL1.OSLK == 0, access to this field is RO.

TXfull, bit [29]

Used for save/restore of EDSCR.TXfull.

When OSLSR_EL1.OSLK == 0, software must treat this bit as UNK/SBZP.

When OSLSR_EL1.OSLK == 1, this bit holds the value of EDSCR.TXfull. Reads and writes of this bit are indirect accesses to EDSCR.TXfull.

The reset behavior of this field is:

- The architected behavior of this field determines the value it returns after a reset.

Accessing this field has the following behavior:

- When OSLSR_EL1.OSLK == 1, access to this field is RW.
- When OSLSR_EL1.OSLK == 0, access to this field is RO.

Bit [28]

Reserved, RES0.

RXO, bit [27]

Used for save/restore of EDSCR.RXO.

When OSLSR_EL1.OSLK == 0, software must treat this bit as UNK/SBZP.

When OSLSR_EL1.OSLK == 1, this bit holds the value of EDSCR.RXO. Reads and writes of this bit are indirect accesses to EDSCR.RXO.

When OSLSR_EL1.OSLK == 1, if bits [27,6] of the value written to MDSCR_EL1 are {1,0}, that is, the RXO bit is 1 and the ERR bit is 0, the PE sets EDSCR.{RXO,ERR} to UNKNOWN values.

The reset behavior of this field is:

- The architected behavior of this field determines the value it returns after a reset.

Accessing this field has the following behavior:

- When OSLSR_EL1.OSLK == 1, access to this field is RW.
- When OSLSR_EL1.OSLK == 0, access to this field is RO.

TXU, bit [26]

Used for save/restore of EDSCR.TXU.

When OSLSR_EL1.OSLK == 0, software must treat this bit as UNK/SBZP.

When OSLSR_EL1.OSLK == 1, this bit holds the value of EDSCR.TXU. Reads and writes of this bit are indirect accesses to EDSCR.TXU.

When OSLSR_EL1.OSLK == 1, if bits [26,6] of the value written to MDSCR_EL1 are {1,0}, that is, the TXU bit is 1 and the ERR bit is 0, the PE sets EDSCR.{TXU,ERR} to UNKNOWN values.

The reset behavior of this field is:

- The architected behavior of this field determines the value it returns after a reset.

Accessing this field has the following behavior:

- When OSLSR_EL1.OSLK == 1, access to this field is RW.
- When OSLSR_EL1.OSLK == 0, access to this field is RO.

Bits [25:24]

Reserved, RES0.

INTdis, bits [23:22]

Used for save/restore of EDSCR.INTdis.

When OSLSR_EL1.OSLK == 0, and software must treat this bit as UNK/SBZP.

When OSLSR_EL1.OSLK == 1, this field holds the value of EDSCR.INTdis. Reads and writes of this field are indirect accesses to EDSCR.INTdis.

The reset behavior of this field is:

- The architected behavior of this field determines the value it returns after a reset.

Accessing this field has the following behavior:

- When `OSLSR_EL1.OSLK == 1`, access to this field is RW.
- When `OSLSR_EL1.OSLK == 0`, access to this field is RO.

TDA, bit [21]

Used for save/restore of `EDSCR.TDA`.

When `OSLSR_EL1.OSLK == 0`, software must treat this bit as UNK/SBZP.

When `OSLSR_EL1.OSLK == 1`, this bit holds the value of `EDSCR.TDA`. Reads and writes of this bit are indirect accesses to `EDSCR.TDA`.

The reset behavior of this field is:

- The architected behavior of this field determines the value it returns after a reset.

Accessing this field has the following behavior:

- When `OSLSR_EL1.OSLK == 1`, access to this field is RW.
- When `OSLSR_EL1.OSLK == 0`, access to this field is RO.

Bits [20:19]

Reserved, RES0.

Bits [18:16]

Reserved, RAZ/WI.

Hardware must implement this field as RAZ/WI. Software must not rely on the register reading as zero, and must use a read-modify-write sequence to write to the register.

MDE, bit [15]

Monitor debug events. Enable Breakpoint, Watchpoint, and Vector Catch exceptions.

`0b0` Breakpoint, Watchpoint, and Vector Catch exceptions disabled.

`0b1` Breakpoint, Watchpoint, and Vector Catch exceptions enabled.

The reset behavior of this field is:

- On a Warm reset, this field resets to an architecturally UNKNOWN value.

HDE, bit [14]

Used for save/restore of `EDSCR.HDE`.

When `OSLSR_EL1.OSLK == 0`, software must treat this bit as UNK/SBZP.

When `OSLSR_EL1.OSLK == 1`, this bit holds the value of `EDSCR.HDE`. Reads and writes of this bit are indirect accesses to `EDSCR.HDE`.

The reset behavior of this field is:

- The architected behavior of this field determines the value it returns after a reset.

Accessing this field has the following behavior:

- When `OSLSR_EL1.OSLK == 1`, access to this field is RW.
- When `OSLSR_EL1.OSLK == 0`, access to this field is RO.

KDE, bit [13]

Local (kernel) debug enable. If `ELD` is using AArch64, enable debug exceptions within `ELD`.

Permitted values are:

`0b0` Debug exceptions, other than Breakpoint Instruction exceptions, disabled within `ELD`.

`0b1` All debug exceptions enabled within `ELD`.

The reset behavior of this field is:

- On a Warm reset, this field resets to an architecturally UNKNOWN value.

TDCC, bit [12]

Traps EL0 accesses to the Debug Communication Channel (DCC) registers to EL1, or to EL2 when it is implemented and enabled for the current Security state and [HCR_EL2.TGE](#) is 1, from both Execution states, as follows:

- In AArch64 state, MRS or MSR accesses to the following DCC registers are trapped, reported using EC syndrome value 0x18:
 - MDCCSR_EL0.
 - If not in Debug state, DBGDTR_EL0, DBGDTRTX_EL0, and DBGDTRRX_EL0.

0b0 This control does not cause any instructions to be trapped.

0b1 EL0 using AArch64: EL0 accesses to the AArch64 DCC registers are trapped.

The reset behavior of this field is:

- On a Warm reset, this field resets to an architecturally UNKNOWN value.

Bits [11:7]

Reserved, RES0.

ERR, bit [6]

Used for save/restore of EDSCR.ERR.

When OSLSR_EL1.OSLK == 0, software must treat this bit as UNK/SBZP.

When OSLSR_EL1.OSLK == 1, this bit holds the value of EDSCR.ERR. Reads and writes of this bit are indirect accesses to EDSCR.ERR.

The reset behavior of this field is:

- The architected behavior of this field determines the value it returns after a reset.

Accessing this field has the following behavior:

- When OSLSR_EL1.OSLK == 1, access to this field is RW.
- When OSLSR_EL1.OSLK == 0, access to this field is RO.

Bits [5:1]

Reserved, RES0.

SS, bit [0]

Software step control bit. If EL_D is using AArch64, enable Software step. Permitted values are:

0b0 Software step disabled

0b1 Software step enabled.

The reset behavior of this field is:

- On a Warm reset, this field resets to an architecturally UNKNOWN value.

Accessing MDSCR_EL1

Accesses to this register use the following encodings in the System register encoding space:

MRS <Xt>, MDSCR_EL1

op0	op1	CRn	CRm	op2
0b10	0b000	0b0000	0b0010	0b010

```

if PSTATE.EL == EL0 then
    UNDEFINED;
elseif PSTATE.EL == EL1 then
    if MDSCR_EL2.<TDE,TDA> != '00' then

```

```
        AArch64.SystemAccessTrap(EL2, 0x18);  
    else  
        X[t, 64] = MDSCR_EL1;  
    elsif PSTATE.EL == EL2 then  
        X[t, 64] = MDSCR_EL1;
```

MSR MDSCR_EL1, <Xt>

op0	op1	CRn	CRm	op2
0b10	0b000	0b0000	0b0010	0b010

```
if PSTATE.EL == EL0 then  
    UNDEFINED;  
elsif PSTATE.EL == EL1 then  
    if MDCR_EL2.<TDE,TDA> != '00' then  
        AArch64.SystemAccessTrap(EL2, 0x18);  
    else  
        MDSCR_EL1 = X[t, 64];  
    elsif PSTATE.EL == EL2 then  
        MDSCR_EL1 = X[t, 64];
```


G1.5 Performance Monitors registers

This section lists the Performance Monitoring registers in Armv8-R AArch64, in alphabetical order.

G1.5.1 PMCCFILTR_EL0, Performance Monitors Cycle Count Filter Register

The PMCCFILTR_EL0 characteristics are:

Purpose

Determines the modes in which the Cycle Counter, PMCCNTR_EL0, increments.

Configurations

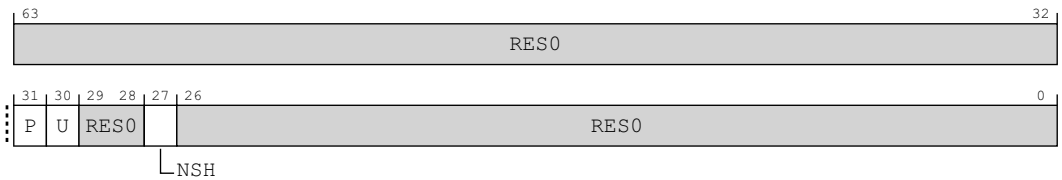
AArch64 System register PMCCFILTR_EL0 bits [31:0] are architecturally mapped to External register [PMCCFILTR_EL0](#)[31:0].

This register is present only when FEAT_PMUv3 is implemented. Otherwise, direct accesses to PMCCFILTR_EL0 are UNDEFINED.

Attributes

PMCCFILTR_EL0 is a 64-bit register.

Field descriptions



Bits [63:32]

Reserved, RES0.

P, bit [31]

Privileged filtering bit. Controls counting in EL1.

0b0 Count cycles in EL1.

0b1 Do not count cycles in EL1.

The reset behavior of this field is:

- On a Warm reset, this field resets to an architecturally UNKNOWN value.

U, bit [30]

User filtering bit. Controls counting in EL0.

0b0 Count cycles in EL0.

0b1 Do not count cycles in EL0.

The reset behavior of this field is:

- On a Warm reset, this field resets to an architecturally UNKNOWN value.

Bits [29:28]

Reserved, RES0.

NSH, bit [27]

EL2 (Hypervisor) filtering bit. Controls counting in EL2.

0b0 Do not count cycles in EL2.

0b1 Count cycles in EL2.

The reset behavior of this field is:

- On a Warm reset, this field resets to an architecturally UNKNOWN value.

Bits [26:0]

Reserved, RES0.

Accessing PMCCFILTR_EL0

PMCCFILTR_EL0 can also be accessed by using PMXEVTYPYPER_EL0 with PMSELR_EL0.SEL set to 0b11111.

Accesses to this register use the following encodings in the System register encoding space:

MRS <Xt>, PMCCFILTR_EL0

op0	op1	CRn	CRm	op2
0b11	0b011	0b11110	0b11111	0b111

```

if PSTATE.EL == EL0 then
    if PMUSERENR_EL0.EN == '0' then
        if HCR_EL2.TGE == '1' then
            AArch64.SystemAccessTrap(EL2, 0x18);
        else
            AArch64.SystemAccessTrap(EL1, 0x18);
        elsif MDCR_EL2.TPM == '1' then
            AArch64.SystemAccessTrap(EL2, 0x18);
        else
            X[t, 64] = PMCCFILTR_EL0;
    elsif PSTATE.EL == EL1 then
        if MDCR_EL2.TPM == '1' then
            AArch64.SystemAccessTrap(EL2, 0x18);
        else
            X[t, 64] = PMCCFILTR_EL0;
    elsif PSTATE.EL == EL2 then
        X[t, 64] = PMCCFILTR_EL0;

```

MSR PMCCFILTR_EL0, <Xt>

op0	op1	CRn	CRm	op2
0b11	0b011	0b11110	0b11111	0b111

```

if PSTATE.EL == EL0 then
    if PMUSERENR_EL0.EN == '0' then
        if HCR_EL2.TGE == '1' then
            AArch64.SystemAccessTrap(EL2, 0x18);
        else
            AArch64.SystemAccessTrap(EL1, 0x18);
        elsif MDCR_EL2.TPM == '1' then
            AArch64.SystemAccessTrap(EL2, 0x18);
        else
            PMCCFILTR_EL0 = X[t, 64];
    elsif PSTATE.EL == EL1 then
        if MDCR_EL2.TPM == '1' then
            AArch64.SystemAccessTrap(EL2, 0x18);
        else
            PMCCFILTR_EL0 = X[t, 64];
    elsif PSTATE.EL == EL2 then
        PMCCFILTR_EL0 = X[t, 64];

```

G1.5.2 PMCR_EL0, Performance Monitors Control Register

The PMCR_EL0 characteristics are:

Purpose

Provides details of the Performance Monitors implementation, including the number of counters implemented, and configures and controls the counters.

Configurations

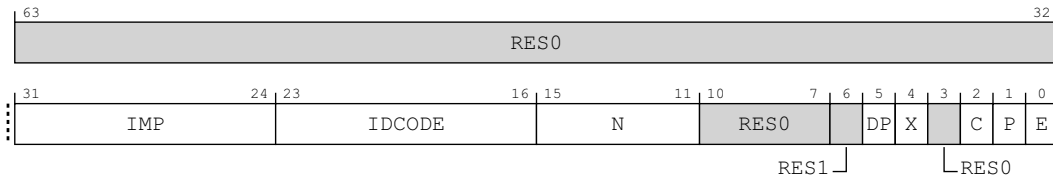
AArch64 System register PMCR_EL0 bits [7:0] are architecturally mapped to External register PMCR_EL0[7:0].

This register is present only when FEAT_PMUv3 is implemented. Otherwise, direct accesses to PMCR_EL0 are UNDEFINED.

Attributes

PMCR_EL0 is a 64-bit register.

Field descriptions



Bits [63:32]

Reserved, RES0.

IMP, bits [31:24]

Implementer code.

If this field is zero, then PMCR_EL0.IDCODE is RES0 and software must use MIDR_EL1 to identify the PE.

Otherwise, this field and PMCR_EL0.IDCODE identify the PMU implementation to software. The implementer codes are allocated by Arm. A non-zero value has the same interpretation as MIDR_EL1.Implementer.

Use of this field is deprecated.

This field has an IMPLEMENTATION DEFINED value.

Access to this field is RO.

IDCODE, bits [23:16]

When PMCR_EL0.IMP != 0b00000000:

Identification code. Use of this field is deprecated.

Each implementer must maintain a list of identification codes that are specific to the implementer. A specific implementation is identified by the combination of the implementer code and the identification code.

This field has an IMPLEMENTATION DEFINED value.

Access to this field is RO.

Otherwise:

Reserved, RES0.

N, bits [15:11]

Indicates the number of event counters implemented. This value is in the range of 0b00000-0b11111. If the value is 0b00000, then only PMCCNTR_EL0 is implemented. If the value is 0b11111, then PMCCNTR_EL0 and 31 event counters are implemented.

When EL2 is implemented and enabled for the current Security state, reads of this field from EL1 and EL0 return the value of MDCR_EL2.HPMN.

This field has an IMPLEMENTATION DEFINED value.

Access to this field is RO.

Bits [10:7]

Reserved, RES0.

Bit [6]

Reserved, RES1.

DP, bit [5]

When FEAT_PMUv3p1 is implemented:

Disable cycle counter when event counting is prohibited.

0b0 Cycle counting by PMCCNTR_EL0 is not affected by this mechanism.

0b1 Cycle counting by PMCCNTR_EL0 is disabled in prohibited regions and when event counting is frozen:

- If FEAT_PMUv3p1 is implemented, EL2 is implemented, and MDCR_EL2.HPMD is 1, then cycle counting by PMCCNTR_EL0 is disabled at EL2.
- If FEAT_PMUv3p7 is implemented, EL3 is implemented and using AArch64, and MDCR_EL3.MPMX is 1, then cycle counting by PMCCNTR_EL0 is disabled at EL3.
- If FEAT_PMUv3p7 is implemented and event counting is frozen by PMCR_EL0.FZO, then cycle counting by PMCCNTR_EL0 is disabled.
- If EL3 is implemented, MDCR_EL3.SPME is 0, and either FEAT_PMUv3p7 is not implemented or MDCR_EL3.MPMX is 0, then cycle counting by PMCCNTR_EL0 is disabled at EL3 and in Secure state.

If MDCR_EL2.HPMN is not 0, this is when event counting by event counters in the range [0..(MDCR_EL2.HPMN-1)] is prohibited or frozen.

For more information, see 'Prohibiting event and cycle counting'.

The reset behavior of this field is:

- On a Warm reset, this field resets to an architecturally UNKNOWN value.

Otherwise:

Reserved, RES0.

X, bit [4]

When the implementation includes a PMU event export bus:

Enable export of events in an IMPLEMENTATION DEFINED PMU event export bus.

0b0 Do not export events.

0b1 Export events where not prohibited.

This field enables the exporting of events over an IMPLEMENTATION DEFINED PMU event export bus to another device, for example to an OPTIONAL trace unit.

No events are exported when counting is prohibited.

This field does not affect the generation of Performance Monitors overflow interrupt requests or signaling to a cross-trigger interface (CTI) that can be implemented as signals exported from the PE.

The reset behavior of this field is:

- On a Warm reset, this field resets to an architecturally UNKNOWN value.

Otherwise:

Reserved, RAZ/WI.

Bit [3]

Reserved, RES0.

C, bit [2]

Cycle counter reset. The effects of writing to this bit are:

- 0b0 No action.
- 0b1 Reset PMCCNTR_EL0 to zero.

———— **Note** ————

Resetting PMCCNTR_EL0 does not change the cycle counter overflow bit.

Access to this field is WO/RAZ.

P, bit [1]

Event counter reset.

In the description of this field:

- If EL2 is implemented and is using AArch64, PMN is [MDCR_EL2.HPMN](#).
- If EL2 is not implemented, PMN is PMCR_EL0.N.

- 0b0 No action.
- 0b1 If n is in the range of affected event counters, resets each event counter PMEVCNTR<n>_EL0 to zero.

The effects of writing to this bit are:

- If EL2 is implemented and enabled in the current Security state, in EL0 and EL1, if PMN is not 0, a write of 1 to this bit resets event counters in the range [0 .. (PMN-1)].
- If EL2 is disabled in the current Security state, a write of 1 to this bit resets all the event counters.
- In EL2 and EL3, a write of 1 to this bit resets all the event counters.
- This field does not affect the operation of other event counters and PMCCNTR_EL0.

———— **Note** ————

Resetting the event counters does not change the event counter overflow bits.

Access to this field is WO/RAZ.

E, bit [0]

Enable.

If EL2 is implemented and is using AArch64, PMN is [MDCR_EL2.HPMN](#).

If EL2 is not implemented, PMN is PMCR_EL0.N.

- 0b0 PMCCNTR_EL0 is disabled and event counters PMEVCNTR<n>_EL0, where n is in the range of affected event counters, are disabled.
- 0b1 PMCCNTR_EL0 and event counters PMEVCNTR<n>_EL0, where n is in the range of affected event counters, are enabled by PMCNTENSET_EL0.

If PMN is not 0, this field affects the operation of event counters in the range [0 .. (PMN-1)].

This field does not affect the operation of other event counters.

The operation of this field applies even when EL2 is disabled in the current Security state.

The reset behavior of this field is:

- On a Warm reset, this field resets to 0.

Accessing PMCR_EL0

Accesses to this register use the following encodings in the System register encoding space:

MRS <Xt>, PMCR_EL0

op0	op1	CRn	CRm	op2
0b11	0b011	0b1001	0b1100	0b000

```

if PSTATE.EL == EL0 then
    if PMUSERENR_EL0.EN == '0' then
        if HCR_EL2.TGE == '1' then
            AArch64.SystemAccessTrap(EL2, 0x18);
        else
            AArch64.SystemAccessTrap(EL1, 0x18);
    elseif MDCR_EL2.TPM == '1' then
        AArch64.SystemAccessTrap(EL2, 0x18);
    elseif MDCR_EL2.TPMCR == '1' then
        AArch64.SystemAccessTrap(EL2, 0x18);
    else
        X[t, 64] = PMCR_EL0;
elseif PSTATE.EL == EL1 then
    if MDCR_EL2.TPM == '1' then
        AArch64.SystemAccessTrap(EL2, 0x18);
    elseif MDCR_EL2.TPMCR == '1' then
        AArch64.SystemAccessTrap(EL2, 0x18);
    else
        X[t, 64] = PMCR_EL0;
elseif PSTATE.EL == EL2 then
    X[t, 64] = PMCR_EL0;

```

MSR PMCR_EL0, <Xt>

op0	op1	CRn	CRm	op2
0b11	0b011	0b1001	0b1100	0b000

```

if PSTATE.EL == EL0 then
    if PMUSERENR_EL0.EN == '0' then
        if HCR_EL2.TGE == '1' then
            AArch64.SystemAccessTrap(EL2, 0x18);
        else
            AArch64.SystemAccessTrap(EL1, 0x18);
    elseif MDCR_EL2.TPM == '1' then
        AArch64.SystemAccessTrap(EL2, 0x18);
    elseif MDCR_EL2.TPMCR == '1' then
        AArch64.SystemAccessTrap(EL2, 0x18);
    else
        PMCR_EL0 = X[t, 64];
elseif PSTATE.EL == EL1 then
    if MDCR_EL2.TPM == '1' then
        AArch64.SystemAccessTrap(EL2, 0x18);
    elseif MDCR_EL2.TPMCR == '1' then
        AArch64.SystemAccessTrap(EL2, 0x18);
    else

```

```
        PMCR_EL0 = X[t, 64];  
elseif PSTATE.EL == EL2 then  
    PMCR_EL0 = X[t, 64];
```


G1.5.3 PMEVTYPER<n>_EL0, Performance Monitors Event Type Registers, n = 0 - 30

The PMEVTYPER<n>_EL0 characteristics are:

Purpose

Configures event counter n, where n is 0 to 30.

Configurations

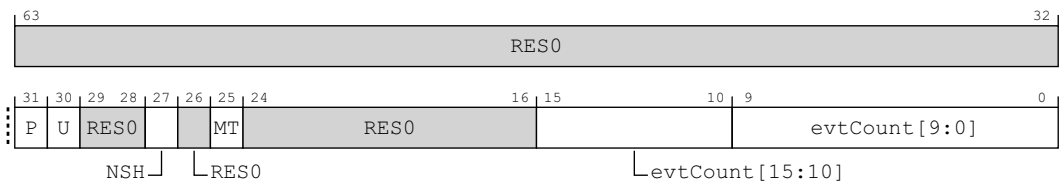
AArch64 System register PMEVTYPER<n>_EL0 bits [31:0] are architecturally mapped to External register [PMEVTYPER<n>_EL0](#)[31:0].

This register is present only when FEAT_PMUv3 is implemented. Otherwise, direct accesses to PMEVTYPER<n>_EL0 are UNDEFINED.

Attributes

PMEVTYPER<n>_EL0 is a 64-bit register.

Field descriptions



Bits [63:32]

Reserved, RES0.

P, bit [31]

Privileged filtering bit. Controls counting in EL1.

0b0 Count events in EL1.

0b1 Do not count events in EL1.

The reset behavior of this field is:

- On a Warm reset, this field resets to an architecturally UNKNOWN value.

U, bit [30]

User filtering bit. Controls counting in EL0.

0b0 Count events in EL0.

0b1 Do not count events in EL0.

The reset behavior of this field is:

- On a Warm reset, this field resets to an architecturally UNKNOWN value.

Bits [29:28]

Reserved, RES0.

NSH, bit [27]

EL2 (Hypervisor) filtering bit. Controls counting in EL2.

0b0 Do not count events in EL2.

0b1 Count events in EL2.

The reset behavior of this field is:

- On a Warm reset, this field resets to an architecturally UNKNOWN value.

Bit [26]

Reserved, RES0.

MT, bit [25]

When an IMPLEMENTATION DEFINED multi-threaded PMU extension is implemented:

Multithreading.

0b0 Count events only on controlling PE.

0b1 Count events from any PE with the same affinity at level 1 and above as this PE.

From Armv8.6, the IMPLEMENTATION DEFINED multi-threaded PMU extension is not permitted, meaning if FEAT_MTPMU is not implemented, this field is RES0. See [ID_AA64DFR0_EL1.MTPMU](#).

This field is ignored by the PE and treated as zero when FEAT_MTPMU is implemented and Disabled.

The reset behavior of this field is:

- On a Warm reset, this field resets to an architecturally UNKNOWN value.

Otherwise:

Reserved, RES0.

Bits [24:16]

Reserved, RES0.

evtCount[15:10], bits [15:10]

When FEAT_PMUv3p1 is implemented:

Extension to evtCount[9:0]. For more information, see evtCount[9:0].

The reset behavior of this field is:

- On a Warm reset, this field resets to an architecturally UNKNOWN value.

Otherwise:

Reserved, RES0.

evtCount[9:0], bits [9:0]

Event to count.

The event number of the event that is counted by event counter PMEVCNTR<n>_EL0.

The ranges of event numbers allocated to each type of event are shown in 'Allocation of the PMU event number space'.

If PMEVTYPER<n>_EL0.evtCount is programmed to an event that is reserved or not supported by the PE, the behavior depends on the value written:

- For the range 0x0000 to 0x003F, no events are counted and the value returned by a direct or external read of the PMEVTYPER<n>_EL0.evtCount field is the value written to the field.
- If FEAT_PMUv3p1 is implemented, for the range 0x4000 to 0x403F, no events are counted and the value returned by a direct or external read of the PMEVTYPER<n>_EL0.evtCount field is the value written to the field.
- For other values, it is UNPREDICTABLE what event, if any, is counted and the value returned by a direct or external read of the PMEVTYPER<n>_EL0.evtCount field is UNKNOWN.

Note

UNPREDICTABLE means the event must not expose privileged information.

The reset behavior of this field is:

- On a Warm reset, this field resets to an architecturally UNKNOWN value.

Accessing PMEVTYPER<n>_EL0

PMEVTYPER<n>_EL0 can also be accessed by using PMXEVTYPER_EL0 with PMSELR_EL0.SEL set to n.

If <n> is greater than or equal to the number of accessible event counters, then reads and writes of PMEVTYPER<n>_EL0 are CONstrained UNPREDICTABLE, and the following behaviors are permitted:

- Accesses to the register are UNDEFINED.
- Accesses to the register behave as RAZ/WI.
- Accesses to the register execute as a NOP.
- Accesses to the register behave as if <n> is an UNKNOWN value less-than-or-equal-to the index of the highest accessible event counter.
- If EL2 is implemented and enabled in the current Security state, and <n> is less than the number of implemented event counters, accesses from EL1 or permitted accesses from EL0 are trapped to EL2.

———— Note —————

In EL0, an access is permitted if it is enabled by PMUSERENR_EL0.EN.

If EL2 is implemented and enabled in the current Security state, in EL1 and EL0, MDCR_EL2.HPMN identifies the number of accessible event counters. Otherwise, the number of accessible event counters is the number of implemented event counters. For more information, see MDCR_EL2.HPMN.

Accesses to this register use the following encodings in the System register encoding space:

MRS <Xt>, PMEVTYPER<m>_EL0

op0	op1	CRn	CRm	op2
0b11	0b011	0b1110	0b11:m[4:3]	m[2:0]

```
integer m = UInt(CRm<1:0>:op2<2:0>);

if PSTATE.EL == EL0 then
    if PMUSERENR_EL0.EN == '0' then
        if HCR_EL2.TGE == '1' then
            AArch64.SystemAccessTrap(EL2, 0x18);
        else
            AArch64.SystemAccessTrap(EL1, 0x18);
    elseif MDCR_EL2.TPM == '1' then
        AArch64.SystemAccessTrap(EL2, 0x18);
    else
        X[t, 64] = PMEVTYPER_EL0[m];
elseif PSTATE.EL == EL1 then
    if MDCR_EL2.TPM == '1' then
        AArch64.SystemAccessTrap(EL2, 0x18);
    else
        X[t, 64] = PMEVTYPER_EL0[m];
elseif PSTATE.EL == EL2 then
    X[t, 64] = PMEVTYPER_EL0[m];
```

MSR PMEVTYPER<m>_EL0, <Xt>

op0	op1	CRn	CRm	op2
0b11	0b011	0b1110	0b11:m[4:3]	m[2:0]

```

integer m = UInt(CRm<1:0>:op2<2:0>);

if PSTATE.EL == EL0 then
    if PMUSERENR_EL0.EN == '0' then
        if HCR_EL2.TGE == '1' then
            AArch64.SystemAccessTrap(EL2, 0x18);
        else
            AArch64.SystemAccessTrap(EL1, 0x18);
        elsif MDCR_EL2.TPM == '1' then
            AArch64.SystemAccessTrap(EL2, 0x18);
        else
            PMEVTYPER_EL0[m] = X[t, 64];
    elsif PSTATE.EL == EL1 then
        if MDCR_EL2.TPM == '1' then
            AArch64.SystemAccessTrap(EL2, 0x18);
        else
            PMEVTYPER_EL0[m] = X[t, 64];
    elsif PSTATE.EL == EL2 then
        PMEVTYPER_EL0[m] = X[t, 64];

```

Chapter G2

System Registers in a VMSA Implementation

This chapter describes the System registers in a VMSA implementation. It contains the following section:

- [General system control registers on page G2-262.](#)

G2.1 General system control registers

This section lists the System registers in a VMSA implementation of Armv8-R AArch64.

G2.1.1 TTBR1_EL1, Translation Table Base Register 1 (EL1)

The TTBR1_EL1 characteristics are:

Purpose

Holds the base address of the translation table for the initial lookup for stage 1 of the translation of an address from the higher VA range in the EL1&0 stage 1 translation regime, and other information for this translation regime.

Configurations

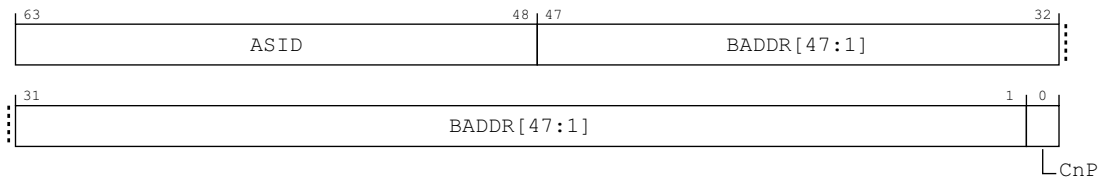
This register is present only when architecture implements VMSA extension. Otherwise, direct accesses to TTBR1_EL1 are UNDEFINED.

In a PMSAv8-64 only implementation, this register is UNDEFINED.

Attributes

TTBR1_EL1 is a 64-bit register.

Field descriptions



ASID, bits [63:48]

When VTCR_EL2.MSA == 1:

An ASID for the translation table base address. The [TCR_EL1.A1](#) field selects either TTBR0_EL1.ASID or TTBR1_EL1.ASID.

If the implementation has only 8 bits of ASID, then the upper 8 bits of this field are RES0.

The reset behavior of this field is:

- On a Warm reset, this field resets to an architecturally UNKNOWN value.

Otherwise:

Reserved, RES0.

BADDR, bits [47:1]

When VTCR_EL2.MSA == 1:

Translation table base address:

- Bits A[47:x] of the stage 1 translation table base address bits are in register bits[47:x].
- Bits A[(x-1):0] of the stage 1 translation table base address are zero.

Address bit x is the minimum address bit required to align the translation table to the size of the table. The smallest permitted value of x is 6. The AArch64 Virtual Memory System Architecture chapter describes how x is calculated based on the value of [TCR_EL1.T1SZ](#), the translation stage, and the translation granule size.

———— Note ————

A translation table is required to be aligned to the size of the table. If a table contains fewer than eight entries, it must be aligned on a 64 byte address boundary.

If the value of [TCR_EL1.IPS](#) is not 0b110, then:

- Register bits[(x-1):1] are RES0.

- If the implementation supports 52-bit PAs and IPAs, then bits A[51:48] of the stage 1 translation table base address are 0b0000.

If FEAT_LPA is implemented and the value of TCR_EL1.IPS is 0b110, then:

- Bits A[51:48] of the stage 1 translation table base address bits are in register bits[5:2].
- Register bit[1] is RES0.
- When $x > 6$, register bits[(x-1):6] are RES0.

———— **Note** ————

TCR_EL1.IPS=0b110 is permitted when FEAT_LPA is implemented and the 64KB translation granule is used.

When the value of ID_AA64MMFR0_EL1.PARange indicates that the implementation does not support a 52 bit PA size, if a translation table lookup uses this register when the Effective value of TCR_EL1.IPS is 0b110 and the value of register bits[5:2] is nonzero, an Address size fault is generated.

If any register bit[47:1] that is defined as RES0 has the value 1 when a translation table walk is done using TTBR1_EL1, then the translation table base address might be misaligned, with effects that are CONSTRAINED UNPREDICTABLE, and must be one of the following:

- Bits A[(x-1):0] of the stage 1 translation table base address are treated as if all the bits are zero. The value read back from the corresponding register bits is either the value written to the register or zero.
- The result of the calculation of an address for a translation table walk using this register can be corrupted in those bits that are nonzero.

The reset behavior of this field is:

- On a Warm reset, this field resets to an architecturally UNKNOWN value.

Otherwise:

Reserved, RES0.

CnP, bit [0]

When VTCR_EL2.MSA == 1 and FEAT_TTCNP is implemented:

Common not Private. This bit indicates whether each entry that is pointed to by TBR1_EL1 is a member of a common set that can be used by every PE in the Inner Shareable domain for which the value of TTBR1_EL1.CnP is 1.

0b0 The translation table entries pointed to by TTBR1_EL1, for the current translation regime and ASID, are permitted to differ from corresponding entries for TTBR1_EL1 for other PEs in the Inner Shareable domain. This is not affected by:

- The value of TTBR1_EL1.CnP on those other PEs.
- The value of the current ASID.
- If EL2 is implemented and enabled in the current Security state, the value of the current VMID.

0b1 The translation table entries pointed to by TTBR1_EL1 are the same as the translation table entries for every other PE in the Inner Shareable domain for which the value of TTBR1_EL1.CnP is 1 and all of the following apply:

- The translation table entries are pointed to by TTBR1_EL1.
- The translation tables relate to the same translation regime.
- The ASID is the same as the current ASID.
- If EL2 is implemented and enabled in the current Security state, the value of the current VMID.

This bit is permitted to be cached in a TLB.

When a TLB combines entries from stage 1 translation and stage 2 translation into a single entry, that entry can only be shared between different PEs if the value of the CnP bit is 1 for both stage 1 and stage 2.

Note

If the value of the TTBR1_EL1.CnP bit is 1 on multiple PEs in the same Inner Shareable domain and those TTBR1_EL1s do not point to the same translation table entries when the other conditions specified for the case when the value of CnP is 1 apply, then the results of translations are CONSTRAINED UNPREDICTABLE, see 'CONSTRAINED UNPREDICTABLE behaviors due to caching of control or data values'.

The reset behavior of this field is:

- On a Warm reset, this field resets to an architecturally UNKNOWN value.

Otherwise:

Reserved, RES0.

Accessing the TTBR1_EL1

Accesses to this register use the following encodings in the System instruction encoding space:

MRS <Xt>, TTBR1_EL1

op0	op1	CRn	CRm	op2
0b11	0b000	0b0010	0b0000	0b001

```

if PSTATE.EL == EL0 then
    UNDEFINED;
elseif PSTATE.EL == EL1 then
    if ID_AA64MMFR0_EL1.MSA == '1111' && ID_AA64MMFR0_EL1.MSA_frac == '0001' then
        UNDEFINED;
    elseif HCR_EL2.TRVM == '1' then
        AArch64.SystemAccessTrap(EL2, 0x18);
    elseif VTCR_EL2.MSA == '0' then
        UNDEFINED;
    else
        return TTBR1_EL1;
elseif PSTATE.EL == EL2 then
    if ID_AA64MMFR0_EL1.MSA == '1111' && ID_AA64MMFR0_EL1.MSA_frac == '0001' then
        UNDEFINED;
    else
        return TTBR1_EL1;

```

MSR TTBR1_EL1, <Xt>

op0	op1	CRn	CRm	op2
0b11	0b000	0b0010	0b0000	0b001

```

if PSTATE.EL == EL0 then
    UNDEFINED;
elseif PSTATE.EL == EL1 then
    if ID_AA64MMFR0_EL1.MSA == '1111' && ID_AA64MMFR0_EL1.MSA_frac == '0001' then
        UNDEFINED;
    elseif HCR_EL2.TVM == '1' then
        AArch64.SystemAccessTrap(EL2, 0x18);
    elseif VTCR_EL2.MSA == '0' then
        UNDEFINED;

```

```
    else
        TTBR1_EL1 = X[t];
    elsif PSTATE.EL == EL2 then
        if ID_AA64MMFR0_EL1.MSA == '1111' && ID_AA64MMFR0_EL1.MSA_frac == '0001' then
            UNDEFINED;
        else
            TTBR1_EL1 = X[t];
```

Part H

Armv8-R AArch64 External Debug Registers

Chapter H1

External Debug Registers Descriptions

This chapter provides the information on the external debug registers that are supported in Armv8-R AArch64. It contains the following sections:

- [About the external debug registers on page H1-270.](#)
- [External debug registers on page H1-271.](#)

H1.1 About the external debug registers

Armv8-R AArch64 supports both self-hosted and external debug as defined in the Armv8.4-A debug architecture, without the EL3 Exception level.

- Self-hosted debug: The PE hosts a debugger. The debugger programs the PE to generate debug exceptions. Debug exceptions are accommodated in the Armv8-R AArch64 Exception model.
- External debug: The PE is controlled by an external debugger. The debugger programs the PE to generate debug events that cause the PE to enter the debug state. In the debug state, the PE is halted.

For more information, see chapter *External System Control Register Descriptions of the Arm® Architecture Reference Manual Armv8*, for Armv8-A architecture profile.

H1.2 External debug registers

This section describes the modified external debug registers for Armv8-R AArch64.

H1.2.1 DBGBCR<n>_EL1, Debug Breakpoint Control Registers, n = 0 - 15

The DBGBCR<n>_EL1 characteristics are:

Purpose

Holds control information for a breakpoint. Forms breakpoint n together with value register DBGBVR<n>_EL1.

Configurations

External register DBGBCR<n>_EL1 bits [31:0] are architecturally mapped to AArch64 System register [DBGBCR<n>_EL1](#)[31:0].

DBGBCR<n>_EL1 is in the Core power domain.

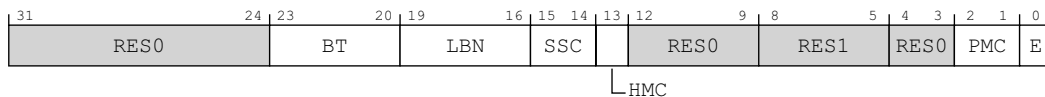
If breakpoint n is not implemented then accesses to this register are:

- RES0 when IsCorePowered() && !DoubleLockStatus() && !OSLockStatus() && AllowExternalDebugAccess().
- A CONSTRAINED UNPREDICTABLE choice of RES0 or ERROR otherwise.

Attributes

DBGBCR<n>_EL1 is a 32-bit register.

Field descriptions



When the E field is zero, all the other fields in the register are ignored.

Bits [31:24]

Reserved, RES0.

BT, bits [23:20]

Breakpoint Type. Possible values are:

- | | |
|--------|---|
| 0b0000 | Unlinked instruction address match. DBGBVR<n>_EL1 is the address of an instruction. |
| 0b0001 | As 0b0000 but linked to a Context matching breakpoint. |
| 0b0010 | Unlinked Context ID match. When FEAT_VHE is implemented, EL2 is using AArch64, and the Effective value of HCR_EL2.E2H is 1, if either the PE is executing at EL0 with HCR_EL2.TGE set to 1 or the PE is executing at EL2, then DBGBVR<n>_EL1.ContextID must match the CONTEXTIDR_EL2 value. Otherwise, DBGBVR<n>_EL1.ContextID must match the CONTEXTIDR_EL1 value. |
| 0b0011 | As 0b0010, with linking enabled. |
| 0b0100 | Unlinked instruction address mismatch. DBGBVR<n>_EL1 is the address of an instruction to be stepped. |
| 0b0101 | As 0b0100, but linked to a Context matching breakpoint. |
| 0b0110 | Unlinked CONTEXTIDR_EL1 match. DBGBVR<n>_EL1.ContextID is a Context ID compared against CONTEXTIDR_EL1 . |
| 0b0111 | As 0b0110, with linking enabled. |
| 0b1000 | Unlinked VMID match. DBGBVR<n>_EL1.VMID is a VMID compared against VSCTLR_EL2.VMID . |
| 0b1001 | As 0b1000, with linking enabled. |

0b1010	Unlinked VMID and Context ID match. $DBGBVR\langle n \rangle_EL1.ContextID$ is a Context ID compared against $CONTEXTIDR_EL1$, and $DBGBVR\langle n \rangle_EL1.VMID$ is a VMID compared against $VSCTLR_EL2.VMID$.
0b1011	As 0b1010, with linking enabled.
0b1100	Unlinked $CONTEXTIDR_EL2$ match. $DBGBVR\langle n \rangle_EL1.ContextID2$ is a Context ID compared against $CONTEXTIDR_EL2$.
0b1101	As 0b1100, with linking enabled.
0b1110	Unlinked Full Context ID match. $DBGBVR\langle n \rangle_EL1.ContextID$ is compared against $CONTEXTIDR_EL1$, and $DBGBVR\langle n \rangle_EL1.ContextID2$ is compared against $CONTEXTIDR_EL2$.
0b1111	As 0b1110, with linking enabled.

Constraints on breakpoint programming mean some values are reserved under certain conditions.

For more information on the operation of the SSC, HMC, and PMC fields, and on the effect of programming this field to a reserved value, see 'Execution conditions for which a breakpoint generates Breakpoint exceptions' and 'Reserved $DBGBCR\langle n \rangle_EL1.BT$ values'.

The reset behavior of this field is:

- On a Cold reset, this field resets to an architecturally UNKNOWN value.

LBN, bits [19:16]

Linked breakpoint number. For Linked address matching breakpoints, this specifies the index of the Context-matching breakpoint linked to.

For all other breakpoint types this field is ignored and reads of the register return an UNKNOWN value.

This field is ignored when the value of $DBGBCR\langle n \rangle_EL1.E$ is 0.

The reset behavior of this field is:

- On a Cold reset, this field resets to an architecturally UNKNOWN value.

SSC, bits [15:14]

Security state control. Determines the Security states under which a Breakpoint debug event for breakpoint n is generated. This field must be interpreted along with the HMC and PMC fields, and there are constraints on the permitted values of the {HMC, SSC, PMC} fields. For more information, including the effect of programming the fields to a reserved set of values, see 'Reserved $DBGBCR\langle n \rangle_EL1.\{SSC, HMC, PMC\}$ values'.

For more information on the operation of the SSC, HMC, and PMC fields, see 'Execution conditions for which a breakpoint generates Breakpoint exceptions'.

The reset behavior of this field is:

- On a Cold reset, this field resets to an architecturally UNKNOWN value.

HMC, bit [13]

Higher mode control. Determines the debug perspective for deciding when a Breakpoint debug event for breakpoint n is generated. This field must be interpreted along with the SSC and PMC fields, and there are constraints on the permitted values of the {HMC, SSC, PMC} fields. For more information see [\$DBGBCR\langle n \rangle_EL1.SSC\$ description](#).

For more information on the operation of the SSC, HMC, and PMC fields, see 'Execution conditions for which a breakpoint generates Breakpoint exceptions'.

The reset behavior of this field is:

- On a Cold reset, this field resets to an architecturally UNKNOWN value.

Bits [12:9]

Reserved, RES0.

Bits [8:5]

Reserved, RES1.

Bits [4:3]

Reserved, RES0.

PMC, bits [2:1]

Privilege mode control. Determines the Exception level or levels at which a Breakpoint debug event for breakpoint *n* is generated. This field must be interpreted along with the SSC and HMC fields, and there are constraints on the permitted values of the {HMC, SSC, PMC} fields. For more information see the [DBGBCR<n>_EL1.SSC](#) description.

For more information on the operation of the SSC, HMC, and PMC fields, see 'Execution conditions for which a breakpoint generates Breakpoint exceptions'.

The reset behavior of this field is:

- On a Cold reset, this field resets to an architecturally UNKNOWN value.

E, bit [0]

Enable breakpoint [DBGBVR<n>_EL1](#). Possible values are:

0b0 Breakpoint disabled.

0b1 Breakpoint enabled.

The reset behavior of this field is:

- On a Cold reset, this field resets to an architecturally UNKNOWN value.

Accessing the [DBGBCR<n>_EL1](#):

———— **Note** —————

[SoftwareLockStatus\(\)](#) depends on the type of access attempted and [AllowExternalDebugAccess\(\)](#) has a new definition from Armv8.4. Refer to the Pseudocode definitions for more information.

[DBGBCR<n>_EL1](#) can be accessed through the external debug interface:

Component	Offset	Instance
Debug	$0x408 + (16 * n)$	DBGBCR<n>_EL1

This interface is accessible as follows:

- When [IsCorePowered\(\)](#), [!DoubleLockStatus\(\)](#), [!OSLockStatus\(\)](#), [AllowExternalDebugAccess\(\)](#) and [SoftwareLockStatus\(\)](#) accesses to this register are RO.
- When [IsCorePowered\(\)](#), [!DoubleLockStatus\(\)](#), [!OSLockStatus\(\)](#), [AllowExternalDebugAccess\(\)](#) and [!SoftwareLockStatus\(\)](#) accesses to this register are RW.
- Otherwise accesses to this register generate an error response.

H1.2.2 EDAA32PFR, External Debug Auxiliary Processor Feature Register

The EDAA32PFR characteristics are:

Purpose

Provides information about implemented PE features.

Note

The register mnemonic, EDAA32PFR, is derived from previous definitions of this register that defined this register only when AArch64 was not supported.

For general information about the interpretation of the ID registers, see 'Principles of the ID scheme for fields in ID registers'.

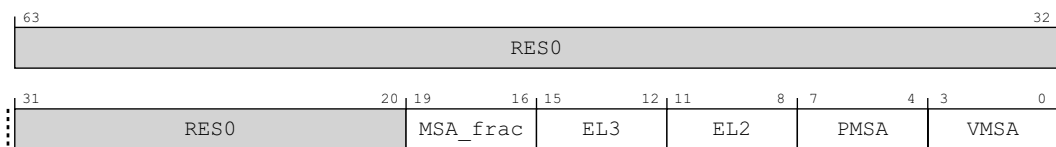
Configurations

It is IMPLEMENTATION DEFINED whether EDAA32PFR is implemented in the Core power domain or in the Debug power domain.

Attributes

EDAA32PFR is a 64-bit register.

Field descriptions



Bits [63:20]

Reserved, RES0.

MSA_frac, bits [19:16]

When EDAA32PFR.PMSA == 0b0000 and EDAA32PFR.VMSA == 0b1111:

Memory System Architecture fractional field. This holds the information on additional Memory System Architectures supported. Defined values are:

0b0001 PMSAv8-64 supported in all translation regimes. VMSAv8-64 not supported.

0b0010 PMSAv8-64 supported in all translation regimes. In addition to PMSAv8-64, stage 1 EL1&0 translation regime also supports VMSAv8-64.

All other values are reserved.

In Armv8-R AArch64, the only permitted values are 0b0001 and 0b0010.

Otherwise:

Reserved, RES0.

EL3, bits [15:12]

When EDPFR.EL3 == 0b0000:

AArch32 EL3 Exception level handling. Defined values are:

0b0000 EL3 is not implemented or can be executed in AArch64 state.

0b0001 EL3 can be executed in AArch32 state only.

All other values are reserved.

———— **Note** —————

EDPFR.{EL1, EL0} indicate whether EL1 and EL0 can only be executed in AArch32 state.

Otherwise:

Reserved, RAZ.

EL2, bits [11:8]

When *EDPFR.EL2* == 0b0000:

AArch32 EL2 Exception level handling. Defined values are:

0b0000 EL2 is not implemented or can be executed in AArch64 state.

0b0001 EL2 can be executed in AArch32 state only.

All other values are reserved.

———— **Note** —————

EDPFR.{EL1, EL0} indicate whether EL1 and EL0 can only be executed in AArch32 state.

Otherwise:

Reserved, RAZ.

PMSA, bits [7:4]

Indicates support for a 32-bit PMSA. Defined values are:

0b0000 PMSA-32 not supported.

0b0100 PMSAv8-32 supported.

All other values are reserved.

VMSA, bits [3:0]

When *EDAA32PFR.PMSA* != 0b0000:

Indicates support for a VMSA in addition to a 32-bit PMSA. Defined values are:

0b0000 VMSA not supported.

All other values are reserved.

When *EDAA32PFR.PMSA* == 0b0000:

Defined values are:

0b0000 VMSAv8-64 supported.

PMSAv8-64 not supported.

0b1111 Memory system architecture described by *EDAA32PFR.MSA_frac*.

All other values are reserved.

In Armv8-R AArch64, the only permitted value is 0b1111.

Otherwise:

Reserved, RAZ.

Accessing the EDAA32PFR:

EDAA32PFR can be accessed through the external debug interface:

Component	Offset	Instance
Debug	0xD60	EDAA32PFR

This interface is accessible as follows:

- When `IsCorePowered()` and `!DoubleLockStatus()` accesses to this register are RO.
- Otherwise accesses to this register are IMPDEF.

H1.2.3 EDDEVARCH, External Debug Device Architecture register

The EDDEVARCH characteristics are:

Purpose

Identifies the programmers' model architecture of the external debug component.

Configurations

Implementation of this register is OPTIONAL.

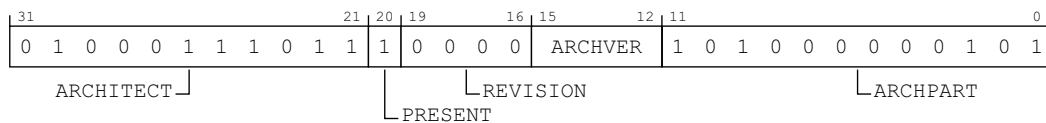
If FEAT_DoPD is implemented, this register is in the Core power domain.

If FEAT_DoPD is not implemented, this register is in the Debug power domain.

Attributes

EDDEVARCH is a 32-bit register.

Field descriptions



ARCHITECT, bits [31:21]

Defines the architecture of the component. For debug, this is Arm Limited.

Bits [31:28] are the JEP106 continuation code, 0x4.

Bits [27:21] are the JEP106 ID code, 0x3B.

Reads as 0b01000111011.

Access to this field is RO.

PRESENT, bit [20]

Indicates that the DEVARCH is present.

Reads as 0b1.

Access to this field is RO.

REVISION, bits [19:16]

Defines the architecture revision. For architectures defined by Arm this is the minor revision.

For debug, the revision defined by Armv8 is 0x0.

All other values are reserved.

Reads as 0b0000.

Access to this field is RO.

ARCHVER, bits [15:12]

Architecture Version. Defines the architecture version of the component. Defined values are:

0b0110 Armv8 debug architecture.

0b1000 Armv8.2 debug architecture, FEAT_Debugv8p2.

0b1001 Armv8.4 debug architecture, FEAT_Debugv8p4.

EDDEVARCH.ARCHVER and EDDEVARCH.ARCHPART are also defined as a single field, EDDEVARCH.ARCHID, so that EDDEVARCH.ARCHVER is EDDEVARCH.ARCHID[15:12].

FEAT_Debugv8p2 adds the functionality identified by the value 0b1000.

FEAT_Debugv8p4 adds the functionality identified by the value 0b1001.

From Armv8.2, the values 0b0110 and 0b0111 are not permitted.

From Armv8.4, the value 0b1000 is not permitted.

ARCHPART, bits [11:0]

Architecture Part. Defines the architecture of the component.

0xA05 Armv8-R debug architecture.

EDDEVARCH.ARCHVER and EDDEVARCH.ARCHPART are also defined as a single field, EDDEVARCH.ARCHID, so that EDDEVARCH.ARCHPART is EDDEVARCH.ARCHID[11:0].

Armv8-R debug architecture.

Access to this field is RO.

Accessing the EDDEVARCH:

EDDEVARCH can be accessed through the external debug interface:

Component	Offset	Instance
Debug	0xFBC	EDDEVARCH

This interface is accessible as follows:

- When FEAT_DoPD is not implemented or IsCorePowered() accesses to this register are RO.
- Otherwise accesses to this register generate an error response.

H1.2.4 EDPFR, External Debug Processor Feature Register

The EDPFR characteristics are:

Purpose

Provides information about implemented PE features.

For general information about the interpretation of the ID registers, see 'Principles of the ID scheme for fields in ID registers'.

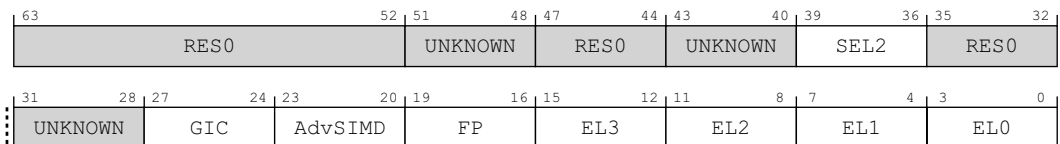
Configurations

It is IMPLEMENTATION DEFINED whether EDPFR is implemented in the Core power domain or in the Debug power domain.

Attributes

EDPFR is a 64-bit register.

Field descriptions



Bits [63:52]

Reserved, RES0.

Bits [51:48]

From Armv8.4:

Reserved, UNKNOWN.

Otherwise:

Reserved, RES0.

Bits [47:44]

Reserved, RES0.

Bits [43:40]

From Armv8.2:

Reserved, UNKNOWN.

Otherwise:

Reserved, RES0.

SEL2, bits [39:36]

Secure EL2. Defined values are:

0b0000 Secure EL2 is not implemented.

0b0001 Secure EL2 is implemented.

All other values are reserved.

Bits [35:32]

Reserved, RES0.

Bits [31:28]

From Armv8.2:

Reserved, UNKNOWN.

Otherwise:

Reserved, RES0.

GIC, bits [27:24]

System register GIC interface support. Defined values are:

0b0000 GIC CPU interface system registers not implemented.

0b0001 System register interface to versions 3.0 and 4.0 of the GIC CPU interface is supported.

0b0011 System register interface to version 4.1 of the GIC CPU interface is supported.

All other values are reserved.

In an Armv8-A implementation that supports AArch64, this field returns the value of [ID_AA64PFR0_EL1.GIC](#).

AdvSIMD, bits [23:20]

Advanced SIMD. Defined values are:

0b0000 Advanced SIMD is implemented, including support for the following SISP and SIMD operations:

- Integer byte, halfword, word and doubleword element operations.
- Single-precision and double-precision floating-point arithmetic.
- Conversions between single-precision and half-precision data types, and double-precision and half-precision data types.

0b0001 As for 0b0000, and also includes support for half-precision floating-point arithmetic.

0b1111 Advanced SIMD is not implemented.

All other values are reserved.

This field must have the same value as the FP field.

The permitted values are:

- 0b0000 in an implementation with Advanced SIMD support, that does not include the FEAT_FP16 extension.
- 0b0001 in an implementation with Advanced SIMD support, that includes the FEAT_FP16 extension.
- 0b1111 in an implementation without Advanced SIMD support.

In an Armv8-A implementation that supports AArch64, this field returns the value of [ID_AA64PFR0_EL1.AdvSIMD](#).

FP, bits [19:16]

Floating-point. Defined values are:

0b0000 Floating-point is implemented, and includes support for:

- Single-precision and double-precision floating-point types.
- Conversions between single-precision and half-precision data types, and double-precision and half-precision data types.

0b0001 As for 0b0000, and also includes support for half-precision floating-point arithmetic.

0b1111 Floating-point is not implemented.

All other values are reserved.

This field must have the same value as the AdvSIMD field.

The permitted values are:

- 0b0000 in an implementation with floating-point support, that does not include the FEAT_FP16 extension.
- 0b0001 in an implementation with floating-point support, that includes the FEAT_FP16 extension.
- 0b1111 in an implementation without floating-point support.

In an Armv8-A implementation that supports AArch64, this field returns the value of [ID_AA64PFR0_EL1.FP](#).

EL3, bits [15:12]

AArch64 EL3 Exception level handling. Defined values are:

- 0b0000 EL3 is not implemented or cannot be executed in AArch64 state.
- 0b0001 EL3 can be executed in AArch64 state only.
- 0b0010 EL3 can be executed in both Execution states.

When the value of [EDAA32PFR.EL3](#) is non-zero, this field must be 0b0000.

All other values are reserved.

In an Armv8-A implementation that supports AArch64, this field returns the value of [ID_AA64PFR0_EL1.EL3](#).

EL2, bits [11:8]

AArch64 EL2 Exception level handling. Defined values are:

- 0b0000 EL2 is not implemented or cannot be executed in AArch64 state.
- 0b0001 EL2 can be executed in AArch64 state only.
- 0b0010 EL2 can be executed in both Execution states.

All other values are reserved.

In an Armv8-A implementation that supports AArch64, this field returns the value of [ID_AA64PFR0_EL1.EL2](#).

EL1, bits [7:4]

AArch64 EL1 Exception level handling. Defined values are:

- 0b0000 EL1 cannot be executed in AArch64 state.
- 0b0001 EL1 can be executed in AArch64 state only.
- 0b0010 EL1 can be executed in both Execution states.

All other values are reserved.

In an Armv8-A implementation that supports AArch64, this field returns the value of [ID_AA64PFR0_EL1.EL1](#).

EL0, bits [3:0]

AArch64 EL0 Exception level handling. Defined values are:

- 0b0000 EL0 cannot be executed in AArch64 state.
- 0b0001 EL0 can be executed in AArch64 state only.
- 0b0010 EL0 can be executed in both Execution states.

All other values are reserved.

In an Armv8-A implementation that supports AArch64, this field returns the value of [ID_AA64PFR0_EL1.EL0](#).

Accessing the EDPFR:

EDPFR[31:0] can be accessed through the external debug interface:

Component	Offset	Instance	Range
Debug	0xD20	EDPFR	31:0

This interface is accessible as follows:

- When IsCorePowered() and !DoubleLockStatus() accesses to EDPFR[31:0] are RO.
- Otherwise accesses to EDPFR[31:0] are IMPDEF.

EDPFR[63:32] can be accessed through the external debug interface:

Component	Offset	Instance	Range
Debug	0xD24	EDPFR	63:32

This interface is accessible as follows:

- When IsCorePowered() and !DoubleLockStatus() accesses to EDPFR[63:32] are RO.
- Otherwise accesses to EDPFR[63:32] are IMPDEF.

H1.2.5 PMCCFILTR_EL0, Performance Monitors Cycle Counter Filter Register

The PMCCFILTR_EL0 characteristics are:

Purpose

Determines the modes in which the Cycle Counter, PMCCNTR_EL0, increments.

Configurations

External register PMCCFILTR_EL0[31:0] is architecturally mapped to AArch64 System register [PMCCFILTR_EL0\[31:0\]](#).

PMCCFILTR_EL0 is in the Core power domain.

On a Warm or Cold reset, RW fields in this register reset:

- To architecturally UNKNOWN values if the reset is to an Exception level that is using AArch64.
- To 0 if the reset is to an Exception level that is using AArch32.

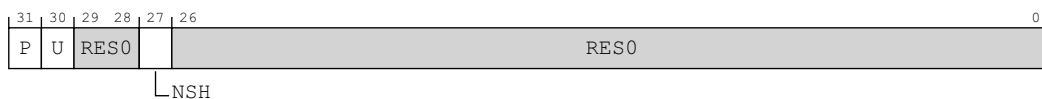
The register is not affected by an External debug reset.

Attributes

PMCCFILTR_EL0 is a 32-bit register.

Field descriptions

The PMCCFILTR_EL0 bit assignments are:



P, bit [31]

Privileged filtering bit. Controls counting in EL1.

- 0b0 Count cycles in EL1.
- 0b1 Do not count cycles in EL1.

U, bit [30]

User filtering bit. Controls counting in EL0.

- 0b0 Count cycles in EL0.
- 0b1 Do not count cycles in EL0.

Bits [29:28]

Reserved, RES0.

NSH, bit [27]

EL2 (Hypervisor) filtering bit. Controls counting in EL2.

- 0b0 Do not count cycles in EL2.
- 0b1 Count cycles in EL2.

Bits [26:25]

Reserved, RES0.

SH, bit [24]

When ARMv8.4-SecEL2 is implemented:

Secure EL2 filtering.

If the value of this bit is not equal to the value of the PMCCFILTR_EL0.NSH bit, cycles in Secure EL2 are counted.

Otherwise, cycles in Secure EL2 are not counted.

If Secure EL2 is disabled, this field is RES0.

Otherwise:

Reserved, RES0.

Bits [23:0]

Reserved, RES0.

Accessing the PMCCFILTR_EL0:

———— **Note** ————

SoftwareLockStatus() depends on the type of access attempted and AllowExternalPMUAccess() has a new definition from Armv8.4. Refer to the Pseudocode definitions for more information.

PMCCFILTR_EL0 can be accessed through the external debug interface:

Component	Offset	Instance
PMU	0x47C	PMCCFILTR_EL0

This interface is accessible as follows:

- When IsCorePowered(), !DoubleLockStatus(), !OSLockStatus(), AllowExternalPMUAccess() and SoftwareLockStatus() accesses to this register are RO.
- When IsCorePowered(), !DoubleLockStatus(), !OSLockStatus(), AllowExternalPMUAccess() and !SoftwareLockStatus() accesses to this register are RW.
- Otherwise accesses to this register generate an error response.

H1.2.6 PMCR_EL0, Performance Monitors Control Register

The PMCR_EL0 characteristics are:

Purpose

Provides details of the Performance Monitors implementation, including the number of counters implemented, and configures and controls the counters.

Configurations

External register PMCR_EL0[7:0] is architecturally mapped to AArch64 System register [PMCR_EL0\[7:0\]](#).

PMCR_EL0 is in the Core power domain.

Attributes

PMCR_EL0 is a 32-bit register.

Field descriptions

The PMCR_EL0 bit assignments are:



Bits [31:11]

Reserved, RAZ/WI.

Hardware must implement this field as RAZ/WI. Software must not rely on the register reading as zero, and must use a read-modify-write sequence to write to the register.

Bits [10:7]

Reserved, RES0.

Bit [6]

Reserved, RES1.

DP, bit [5]

When ARMv8.1-PMU is implemented :

Disable cycle counter when event counting is prohibited. The possible values of this bit are:

- 0b0 Cycle counting by PMCCNTR_EL0 is not affected by this bit.
- 0b1 When event counting for counters in the range [0..(MDCR_EL2.HPMN-1)] is prohibited, cycle counting by PMCCNTR_EL0 is disabled.

For more information, see 'Prohibiting event counting'.

When this register has an architecturally-defined reset value, if this field is implemented as an RW field it resets to:

- A value that is architecturally UNKNOWN if the reset is into an Exception level that is using AArch64.

Otherwise:

Reserved, RES0.

X, bit [4]

When the implementation includes a PMU event export bus:

Enable export of events in an IMPLEMENTATION DEFINED PMU event export bus.

- 0b0 Do not export events.
- 0b1 Export events where not prohibited.

This field enables the exporting of events over an IMPLEMENTATION DEFINED PMU event export bus to another device, for example to an OPTIONAL PE trace unit.

No events are exported when counting is prohibited.

This field does not affect the generation of Performance Monitors overflow interrupt requests or signaling to a cross-trigger interface (CTI) that can be implemented as signals exported from the PE.

When this register has an architecturally-defined reset value, if this field is implemented as an RW field it resets to:

- A value that is architecturally UNKNOWN if the reset is into an Exception level that is using AArch64.

Otherwise:

Reserved, RAZ/WI.

Bit [3]

Reserved, RES0.

C, bit [2]

Cycle counter reset. The effects of writing to this bit are:

- 0b0 No action.
- 0b1 Reset PMCCNTR_EL0 to zero.

This bit is always RAZ.

———— **Note** —————

Resetting PMCCNTR_EL0 does not change the cycle counter overflow bit.

Access to this field is WO.

P, bit [1]

Event counter reset. The effects of writing to this bit are:

- 0b0 No action.
- 0b1 Reset all event counters, not including PMCCNTR_EL0, to zero.

This bit is always RAZ.

———— **Note** —————

Resetting the event counters does not change the event counter overflow bits.

Access to this field is WO.

E, bit [0]

Enable.

- 0b0 All event counters in the range [0..(PMN-1)] and PMCCNTR_EL0, are disabled.

0b1 All event counters in the range [0..(PMN-1)] and PMCCNTR_EL0, are enabled by PMCNTENSET_EL0.

If EL2 is implemented then:

- If EL2 is using AArch64, PMN is MDCR_EL2.HPMN.
- If PMN is less than PMCR_EL0.N, this bit does not affect the operation of event counters in the range [PMN..(PMCR_EL0.N-1)].

If EL2 is not implemented, PMN is PMCR_EL0.N.

———— **Note** —————

The effect of the following fields on the operation of this bit applies if EL2 is implemented regardless of whether EL2 is enabled in the current Security state:

- MDCR_EL2.HPMN. See the description of MDCR_EL2.HPMN for more information.

On a Warm reset, this field resets to 0.

Accessing the PMCR_EL0:

———— **Note** —————

SoftwareLockStatus() depends on the type of access attempted and AllowExternalPMUAccess() has a new definition from Armv8.4. Refer to the Pseudocode definitions for more information.

PMCR_EL0 can be accessed through the external debug interface:

Component	Offset	Instance
PMU	0xE04	PMCR_EL0

This interface is accessible as follows:

- When IsCorePowered(), !DoubleLockStatus(), !OSLockStatus(), AllowExternalPMUAccess() and SoftwareLockStatus() accesses to this register are RO.
- When IsCorePowered(), !DoubleLockStatus(), !OSLockStatus(), AllowExternalPMUAccess() and !SoftwareLockStatus() accesses to this register are RW.
- Otherwise accesses to this register generate an error response.

H1.2.7 PMEVTYPER<n>_EL0, Performance Monitors Event Type Registers, n = 0 - 30

The PMEVTYPER<n>_EL0 characteristics are:

Purpose

Configures event counter n, where n is 0 to 30.

Configurations

External register PMEVTYPER<n>_EL0[31:0] is architecturally mapped to AArch64 System register [PMEVTYPER<n>_EL0\[31:0\]](#).

PMEVTYPER<n>_EL0 is in the Core power domain.

If event counter n is not implemented then accesses to this register are:

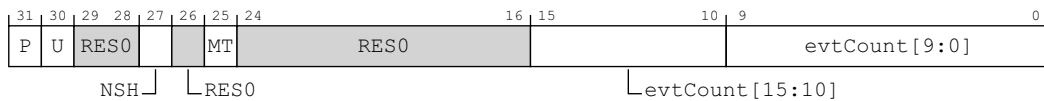
- RES0 when IsCorePowered() && !DoubleLockStatus() && !OSLockStatus() && AllowExternalPMUAccess().
- A CONSTRAINED UNPREDICTABLE choice of RES0 or ERROR otherwise.

Attributes

PMEVTYPER<n>_EL0 is a 32-bit register.

Field descriptions

The PMEVTYPER<n>_EL0 bit assignments are:



P, bit [31]

Privileged filtering bit. Controls counting in EL1.

- 0b0 Count events in EL1.
- 0b1 Do not count events in EL1.

On a Warm reset, this field resets to an architecturally UNKNOWN value.

U, bit [30]

User filtering bit. Controls counting in EL0.

- 0b0 Count events in EL0.
- 0b1 Do not count events in EL0.

On a Warm reset, this field resets to an architecturally UNKNOWN value.

Bits [29:28]

Reserved, RES0.

NSH, bit [27]

EL2 (Hypervisor) filtering bit. Controls counting in EL2.

- 0b0 Do not count events in EL2.
- 0b1 Count events in EL2.

On a Warm reset, this field resets to an architecturally UNKNOWN value.

Otherwise:

Reserved, RES0.

Bit [26]

Reserved, RES0.

MT, bit [25]

When an IMPLEMENTATION DEFINED multi-threaded PMU Extension is implemented:

Multithreading.

- | | |
|-----|--|
| 0b0 | Count events only on controlling PE. |
| 0b1 | Count events from any PE with the same affinity at level 1 and above as this PE. |

———— **Note** —————

- When the lowest level of affinity consists of logical PEs that are implemented using a multi-threading type approach, an implementation is described as multi-threaded. That is, the performance of PEs at the lowest affinity level is highly interdependent.
- Events from a different thread of a multithreaded implementation are not Attributable to the thread counting the event.

On a Warm reset, this field resets to an architecturally UNKNOWN value.

Otherwise:

Reserved, RES0.

SH, bit [24]

When ARMv8.4-SecEL2 is implemented:

Secure EL2 filtering.

If the value of this bit is not equal to the value of the PMEVTYPER<n>_EL0.NSH bit, events in Secure EL2 are counted.

Otherwise, events in Secure EL2 are not counted.

On a Warm reset, this field resets to an architecturally UNKNOWN value.

Otherwise:

Reserved, RES0.

Bits [23:16]

Reserved, RES0.

evtCount[15:10], bits [15:10]

When ARMv8.1-PMU is implemented:

Extension to evtCount[9:0]. See evtCount[9:0] for more details.

On a Warm reset, this field resets to an architecturally UNKNOWN value.

Otherwise:

Reserved, RES0.

evtCount[9:0], bits [9:0]

Event to count. The event number of the event that is counted by event counter PMEVCNTR<n>_EL0.

Software must program this field with an event that is supported by the PE being programmed.

The ranges of event numbers allocated to each type of event are shown in 'Allocation of the PMU event number space'.

If evtCount is programmed to an event that is reserved or not supported by the PE, the behavior depends on the value written:

- For the range 0x0000 to 0x003F, no events are counted, and the value returned by a direct or external read of the evtCount field is the value written to the field.
- If 16-bit evtCount is implemented, for the range 0x4000 to 0x403F, no events are counted, and the value returned by a direct or external read of the evtCount field is the value written to the field.
- For IMPLEMENTATION DEFINED events, it is UNPREDICTABLE what event, if any, is counted, and the value returned by a direct or external read of the evtCount field is UNKNOWN.

———— **Note** —————

UNPREDICTABLE means the event must not expose privileged information.

Arm recommends that the behavior across a family of implementations is defined such that if a given implementation does not include an event from a set of common IMPLEMENTATION DEFINED events, then no event is counted and the value read back on evtCount is the value written.

On a Warm reset, this field resets to an architecturally UNKNOWN value.

Accessing the PMEVTYPER<n>_EL0:

———— **Note** —————

SoftwareLockStatus() depends on the type of access attempted and AllowExternalPMUAccess() has a new definition from Armv8.4. Refer to the Pseudocode definitions for more information.

PMEVTYPER<n>_EL0 can be accessed through the external debug interface:

Component	Offset	Instance
PMU	0x400 + 4n	PMEVTYPER<n>_EL0

This interface is accessible as follows:

- When IsCorePowered(), !DoubleLockStatus(), !OSLockStatus(), AllowExternalPMUAccess() and SoftwareLockStatus() accesses to this register are RO.
- When IsCorePowered(), !DoubleLockStatus(), !OSLockStatus(), AllowExternalPMUAccess() and !SoftwareLockStatus() accesses to this register are RW.
- Otherwise accesses to this register generate an error response.

Part I

Architectural Pseudocode

Chapter I1

Armv8-R AArch64 Pseudocode

This chapter contains the pseudocode that describes many features of the Armv8-R AArch64 architecture. It contains the following sections:

- [Pseudocode for AArch64 operations on page I1-296.](#)
- [Shared pseudocode on page I1-426.](#)

I1.1 Pseudocode for AArch64 operations

This section provides the architectural pseudocode for execution in AArch64 state. Functions that are listed in this section are identified as AArch64.FunctionName.

This section is organized by functional groups, with the functional groups being indicated by hierarchical path names, for example aarch64/debug/breakpoint.

The top-level sections of the AArch64 pseudocode hierarchy are:

- [aarch64/debug](#).
- [aarch64/exceptions](#) on page I1-306.
- [aarch64/functions](#) on page I1-322.
- [aarch64/instrs](#) on page I1-360.
- [aarch64/translation](#) on page I1-392.

I1.1.1 aarch64/debug

This section includes the following pseudocode functions:

- [aarch64/debug/breakpoint/AArch64.BreakpointMatch](#).
- [aarch64/debug/breakpoint/AArch64.BreakpointValueMatch](#) on page I1-297.
- [aarch64/debug/breakpoint/AArch64.StateMatch](#) on page I1-298.
- [aarch64/debug/enables/AArch64.GenerateDebugExceptions](#) on page I1-299.
- [aarch64/debug/enables/AArch64.GenerateDebugExceptionsFrom](#) on page I1-300.
- [aarch64/debug/pmu/AArch64.CheckForPMUOverflow](#) on page I1-300.
- [aarch64/debug/pmu/AArch64.ClearEventCounters](#) on page I1-300.
- [aarch64/debug/pmu/AArch64.CountPMUEvents](#) on page I1-300.
- [aarch64/debug/pmu/AArch64.GetNumEventCountersAccessible](#) on page I1-302.
- [aarch64/debug/pmu/AArch64.IncrementEventCounter](#) on page I1-302.
- [aarch64/debug/pmu/AArch64.PMUCounterIsHyp](#) on page I1-302.
- [aarch64/debug/pmu/AArch64.PMUCycle](#) on page I1-303.
- [aarch64/debug/pmu/AArch64.PMUSwIncrement](#) on page I1-303.
- [aarch64/debug/statisticalprofiling/TimeStamp](#) on page I1-303.
- [aarch64/debug/takeexceptiondbg/AArch64.TakeExceptionInDebugState](#) on page I1-304.
- [aarch64/debug/watchpoint/AArch64.WatchpointByteMatch](#) on page I1-304.
- [aarch64/debug/watchpoint/AArch64.WatchpointMatch](#) on page I1-305.

aarch64/debug/breakpoint/AArch64.BreakpointMatch

```
// AArch64.BreakpointMatch()
// =====
// Breakpoint matching in an AArch64 translation regime.

boolean AArch64.BreakpointMatch(integer n, bits(64) vaddress,
                                integer size)
    assert !ELUsingAArch32(S1TranslationRegime());
    assert n < NumBreakpointsImplemented();

    enabled = DBGBCR_EL1[n].E == '1';
    ispriv = PSTATE.EL != EL0;
    linked = DBGBCR_EL1[n].BT IN {'0x01'};
    isbreakpnt = TRUE;
    linked_to = FALSE;

    state_match = AArch64.StateMatch(DBGBCR_EL1[n].SSC, DBGBCR_EL1[n].HMC, DBGBCR_EL1[n].PMC,
                                     linked, DBGBCR_EL1[n].LBN, isbreakpnt, ispriv);
    value_match = AArch64.BreakpointValueMatch(n, vaddress, linked_to);
```



```

if HaveAArch32() && size == 4 then // Check second halfword
  // If the breakpoint address and BAS of an Address breakpoint match the address of the
  // second halfword of an instruction, but not the address of the first halfword, it is
  // CONSTRAINED UNPREDICTABLE whether or not this breakpoint generates a Breakpoint debug
  // event.
  match_i = AArch64.BreakpointValueMatch(n, vaddress + 2, linked_to);
  if !value_match && match_i then
    value_match = ConstrainUnpredictableBool();

match = value_match && state_match && enabled;

return match;

```

aarch64/debug/breakpoint/AArch64.BreakpointValueMatch

```

// AArch64.BreakpointValueMatch()
// =====

boolean AArch64.BreakpointValueMatch(integer n_in, bits(64) vaddress, boolean linked_to)

  // "n" is the identity of the breakpoint unit to match against.
  // "vaddress" is the current instruction address, ignored if linked_to is TRUE and for Context
  // matching breakpoints.
  // "linked_to" is TRUE if this is a call from StateMatch for linking.
  integer n = n_in;

  // If a non-existent breakpoint then it is CONSTRAINED UNPREDICTABLE whether this gives
  // no match or the breakpoint is mapped to another UNKNOWN implemented breakpoint.
  if n >= NumBreakpointsImplemented() then
    Constraint c;
    (c, n) = ConstrainUnpredictableInteger(0, NumBreakpointsImplemented() - 1,
Unpredictable_BPNOTIMPL);
    assert c IN {Constraint_DISABLED, Constraint_UNKNOWN};
    if c == Constraint_DISABLED then return FALSE;

  // If this breakpoint is not enabled, it cannot generate a match. (This could also happen on a
  // call from StateMatch for linking).
  if DBGBCR_EL1[n].E == '0' then return FALSE;

  context_aware = (n >= (NumBreakpointsImplemented() - NumContextAwareBreakpointsImplemented()));

  // If BT is set to a reserved type, behaves either as disabled or as a not-reserved type.
  dbgtype = DBGBCR_EL1[n].BT;
  Constraint c;

  if ((dbgtype IN {'011x', '11xx'}) && !HaveV82Debug()) || // Context matching
      dbgtype IN {'010x'} || // Reserved
      (!(dbgtype IN {'0x0x'}) && !context_aware) || // Context
  matching
      (dbgtype IN {'1xxx'}) && !HaveEL(EL2)) then // EL2 extension
    (c, dbgtype) = ConstrainUnpredictableBits();
    assert c IN {Constraint_DISABLED, Constraint_UNKNOWN};
    if c == Constraint_DISABLED then return FALSE;
    // Otherwise the value returned by ConstrainUnpredictableBits must be a not-reserved value

  // Determine what to compare against.
  match_addr = (dbgtype IN {'0x0x'});
  match_vmid = (dbgtype IN {'10xx'});
  match_cid1 = (dbgtype IN {'xx1x'});
  match_cid2 = (dbgtype IN {'11xx'});
  linked = (dbgtype IN {'xxx1'});

  // If this is a call from StateMatch, return FALSE if the breakpoint is not programmed for a
  // VMID and/or context ID match, or if not context-aware. The above assertions mean that the
  // code can just test for match_addr == TRUE to confirm all these things.
  if linked_to && (!linked || match_addr) then return FALSE;

```

```

// If called from BreakpointMatch return FALSE for Linked context ID and/or VMID matches.
if !linked_to && linked && !match_addr then return FALSE;

// Do the comparison.
boolean BVR_match;
if match_addr then
  boolean byte_select_match;
  byte = UInt(vaddress<1:0>);
  assert byte == 0; // "vaddress" is word aligned
  byte_select_match = TRUE; // DBGBCR_EL1[n].BAS<byte> is RES1
  // If the DBGxVR<n>_EL1.RESS field bits are not a sign extension of the MSB
  // of DBGBVR<n>_EL1.VA, it is UNPREDICTABLE whether they appear to be
  // included in the match.
  // If 'vaddress' is outside of the current virtual address space, then the access
  // generates a Translation fault.
  integer top = AArch64.VAMax();
  if !IsOnes(DBGBVR_EL1[n]<63:top>) && !IsZero(DBGBVR_EL1[n]<63:top>) then
    if ConstrainUnpredictableBool() then
      top = 63;
  BVR_match = (vaddress<top:2> == DBGBVR_EL1[n]<top:2>) && byte_select_match;

elseif match_cid1 then
  BVR_match = (PSTATE.EL IN {EL0, EL1} && CONTEXTIDR_EL1<31:0> == DBGBVR_EL1[n]<31:0>);
boolean BXVR_match;
if match_vmid then
  bits(16) vmid;
  bits(16) bvr_vmid;
  if !Have16bitVMID() || VTCR_EL2.VS == '0' then
    vmid = ZeroExtend(VSCTLR_EL2.VMID<7:0>, 16);
    bvr_vmid = ZeroExtend(DBGBVR_EL1[n]<39:32>, 16);
  else
    vmid = VSCTLR_EL2.VMID;
    bvr_vmid = DBGBVR_EL1[n]<47:32>;
  BXVR_match = (PSTATE.EL IN {EL0, EL1} && EL2Enabled() &&
    vmid == bvr_vmid);
elseif match_cid2 then
  BXVR_match = (PSTATE.EL != EL3 && HaveV82Debug() && EL2Enabled() &&
    DBGBVR_EL1[n]<63:32> == CONTEXTIDR_EL2<31:0>);

bvr_match_valid = (match_addr || match_cid1);
bxvr_match_valid = (match_vmid || match_cid2);

match = (!bxvr_match_valid || BXVR_match) && (!bvr_match_valid || BVR_match);

return match;

```

aarch64/debug/breakpoint/AArch64.StateMatch

```

// AArch64.StateMatch()
// =====
// Determine whether a breakpoint or watchpoint is enabled in the current mode and state.

boolean AArch64.StateMatch(bits(2) SSC_in, bit HMC_in,
  bits(2) PxC_in, boolean linked_in, bits(4) LBN,
  boolean isbreakpt, boolean ispriv)

// "SSC_in", "HMC_in", "PxC_in" are the control fields from the DBGBCR[n] or DBGWCR[n] register.
// "linked_in" is TRUE if this is a linked breakpoint/watchpoint type.
// "LBN" is the linked breakpoint number from the DBGBCR[n] or DBGWCR[n] register.
// "isbreakpt" is TRUE for breakpoints, FALSE for watchpoints.
// "ispriv" is valid for watchpoints, and selects between privileged and unprivileged accesses.
bits(2) SSC = SSC_in;
bit HMC = HMC_in;
bits(2) PxC = PxC_in;
boolean linked = linked_in;

```

```

// If parameters are set to a reserved type, behaves as either disabled or a defined type
Constraint c;
(c, SSC, HMC, PxC) = CheckValidStateMatch(SSC, HMC, PxC, isbreakpnt);
if c == Constraint_DISABLED then return FALSE;
// Otherwise the HMC,SSC,PxC values are either valid or the values returned by
// CheckValidStateMatch are valid.

EL3_match = HaveEL(EL3) && HMC == '1' && SSC<0> == '0';
EL2_match = HaveEL(EL2) && ((HMC == '1' && (SSC:PxC != '1000')) || SSC == '11');
EL1_match = PxC<0> == '1';
EL0_match = PxC<1> == '1';

boolean priv_match;
if !ispriv && !isbreakpnt then
  priv_match = EL0_match;
else
  case PSTATE.EL of
    when EL3 priv_match = EL3_match;
    when EL2 priv_match = EL2_match;
    when EL1 priv_match = EL1_match;
    when EL0 priv_match = EL0_match;

boolean security_state_match;
ss = CurrentSecurityState();
case SSC of
  when '00' security_state_match = TRUE; // Both
  when '01' security_state_match = ss == SS_NonSecure; // Non-secure only
  when '10' security_state_match = ss == SS_Secure; // Secure only
  when '11' security_state_match = (HMC == '1' || ss == SS_Secure); // HMC=1 -> Both, 0 -> Secure
only
integer lbn;
if linked then
  // "LBN" must be an enabled context-aware breakpoint unit. If it is not context-aware then
  // it is CONSTRAINED UNPREDICTABLE whether this gives no match, or LBN is mapped to some
  // UNKNOWN breakpoint that is context-aware.
  lbn = UInt(LBN);
  first_ctx_cmp = NumBreakpointsImplemented() - NumContextAwareBreakpointsImplemented();
  last_ctx_cmp = NumBreakpointsImplemented() - 1;
  if (lbn < first_ctx_cmp || lbn > last_ctx_cmp) then
    (c, lbn) = ConstrainUnpredictableInteger(first_ctx_cmp, last_ctx_cmp,
Unpredictable_BPNOTCTXCMP);
    assert c IN {Constraint_DISABLED, Constraint_NONE, Constraint_UNKNOWN};
    case c of
      when Constraint_DISABLED return FALSE; // Disabled
      when Constraint_NONE linked = FALSE; // No linking
      // Otherwise ConstrainUnpredictableInteger returned a context-aware breakpoint

boolean linked_match;
if linked then
  vaddress = bits(64) UNKNOWN;
  linked_to = TRUE;
  linked_match = AArch64.BreakpointValueMatch(lbn, vaddress, linked_to);

return priv_match && security_state_match && (!linked || linked_match);

```

aarch64/debug/enables/AArch64.GenerateDebugExceptions

```

// AArch64.GenerateDebugExceptions()
// =====

boolean AArch64.GenerateDebugExceptions()
  ss = CurrentSecurityState();
  return AArch64.GenerateDebugExceptionsFrom(PSTATE.EL, ss, PSTATE.D);

```

aarch64/debug/enables/AArch64.GenerateDebugExceptionsFrom

```
// AArch64.GenerateDebugExceptionsFrom()
// =====

boolean AArch64.GenerateDebugExceptionsFrom(bits(2) from_e1, SecurityState from_state, bit mask)

    if OSLSR_EL1.OSLK == '1' || DoubleLockStatus() || Halted() then
        return FALSE;

    route_to_e12 = (HaveEL(EL2) && (from_state != SS_Secure || IsSecureEL2Enabled()) &&
        (HCR_EL2.TGE == '1' || MDCR_EL2.TDE == '1'));
    target = (if route_to_e12 then EL2 else EL1);
    enabled = TRUE;

    if from_e1 == target then
        enabled = enabled && MDSCR_EL1.KDE == '1' && mask == '0';
    else
        enabled = enabled && UInt(target) > UInt(from_e1);

    return enabled;
```

aarch64/debug/pmu/AArch64.CheckForPMUOverflow

```
// AArch64.CheckForPMUOverflow()
// =====
// Signal Performance Monitors overflow IRQ and CTI overflow events

AArch64.CheckForPMUOverflow()
    boolean pmuirq;
    bit E;
    pmuirq = PMCR_EL0.E == '1' && PMINTENSET_EL1.C == '1' && PMOVSSET_EL0.C == '1';
    integer counters = GetNumEventCounters();
    if counters != 0 then
        for idx = 0 to counters - 1
            E = if AArch64.PMUCounterIsHyp(idx) then MDCR_EL2.HPME else PMCR_EL0.E;
            if E == '1' && PMINTENSET_EL1<idx> == '1' && PMOVSSET_EL0<idx> == '1' then pmuirq = TRUE;

    SetInterruptRequestLevel(InterruptID_PMIIRQ, if pmuirq then HIGH else LOW);

    CTI_SetEventLevel(CrossTriggerIn_PMUOverflow, if pmuirq then HIGH else LOW);

    // The request remains set until the condition is cleared. (For example, an interrupt handler
    // or cross-triggered event handler clears the overflow status flag by writing to PMOVSCLR_EL0.)
```

aarch64/debug/pmu/AArch64.ClearEventCounters

```
// AArch64.ClearEventCounters()
// =====
// Zero all the event counters.

AArch64.ClearEventCounters()
    integer counters = AArch64.GetNumEventCountersAccessible();
    if counters != 0 then
        for idx = 0 to counters - 1
            PMEVCNTR_EL0[idx] = Zeros();
```

aarch64/debug/pmu/AArch64.CountPMUEvents

```
// AArch64.CountPMUEvents()
// =====
// Return TRUE if counter "idx" should count its event.
// For the cycle counter, idx == CYCLE_COUNTER_ID.
```

```

boolean AArch64.CountPMUEvents(integer idx)
  assert idx == CYCLE_COUNTER_ID || idx < GetNumEventCounters();
  boolean debug;
  boolean enabled;
  boolean prohibited;
  boolean filtered;
  boolean resvd_for_el2;
  bit E;
  bit spme;
  bits(32) ovflws;
  // Event counting is disabled in Debug state
  debug = Halted();

  // Software can reserve some counters for EL2
  resvd_for_el2 = AArch64.PMUCounterIsHyp(idx);
  ss = CurrentSecurityState();

  // Main enable controls
  if idx == CYCLE_COUNTER_ID then
    enabled = PMCR_EL0.E == '1' && PMCNTENSET_EL0.C == '1';
  else
    E = if resvd_for_el2 then MDCR_EL2.HPME else PMCR_EL0.E;
    enabled = E == '1' && PMCNTENSET_EL0<idx> == '1';

  // Event counting is allowed unless it is prohibited by any rule below
  prohibited = FALSE;

  // Event counting in Secure state is permitted as EL3 is not implemented

  // Event counting at EL2 is prohibited if all of:
  // * The HPMD Extension is implemented
  // * PMNx is not reserved for EL2
  // * MDCR_EL2.HPMD == 1
  if !prohibited && PSTATE.EL == EL2 && HaveHPMDExt() && !resvd_for_el2 then
    prohibited = MDCR_EL2.HPMD == '1';

  // The IMPLEMENTATION DEFINED authentication interface might override software
  if prohibited && !HaveNoSecurePMUisableOverride() then
    prohibited = !ExternalSecureNoninvasiveDebugEnabled();

  // PMCR_EL0.DP disables the cycle counter when event counting is prohibited
  if prohibited && idx == CYCLE_COUNTER_ID then
    enabled = enabled && (PMCR_EL0.DP == '0');
    // Otherwise whether event counting is prohibited does not affect the cycle counter
    prohibited = FALSE;

  // Event counting can be filtered by the {P, U, NSK, NSU, NSH} bits
  filter = if idx == CYCLE_COUNTER_ID then PMCCFILTR_EL0<31:0> else PMEVTYPER_EL0[idx]<31:0>;

  P = filter<31>;
  U = filter<30>;
  NSK = if HaveEL(EL3) then filter<29> else '0';
  NSU = if HaveEL(EL3) then filter<28> else '0';
  NSH = if HaveEL(EL2) then filter<27> else '0';

  ss = CurrentSecurityState();
  case PSTATE.EL of
    when EL0 filtered = if ss == SS_Secure then U == '1' else U != NSU;
    when EL1 filtered = if ss == SS_Secure then P == '1' else P != NSK;
    when EL2 filtered = NSH == '0';

  return !debug && enabled && !prohibited && !filtered;

```

aarch64/debug/pmu/AArch64.GetNumEventCountersAccessible

```
// AArch64.GetNumEventCountersAccessible()
// =====
// Return the number of event counters that can be accessed at the current Exception level.

integer AArch64.GetNumEventCountersAccessible()
  integer n;
  integer total_counters = GetNumEventCounters();
  // Software can reserve some counters for EL2
  if PSTATE.EL IN {EL1, EL0} && EL2Enabled() then
    n = UInt(MDCR_EL2.HPMN);
    if n > total_counters || n == 0 then
      (-, n) = ConstrainUnpredictableInteger(0, total_counters,
                                             Unpredictable_PMUEVENTCOUNTER);
  else
    n = total_counters;

  return n;
```

aarch64/debug/pmu/AArch64.IncrementEventCounter

```
// AArch64.IncrementEventCounter()
// =====
// Increment the specified event counter by the specified amount.

AArch64.IncrementEventCounter(integer idx, integer increment)
  integer old_value;
  integer new_value;
  integer overflow;
  bit lp;
  old_value = UInt(PMEVCNTR_EL0[idx]);
  new_value = old_value + increment;

  PMEVCNTR_EL0[idx] = ZeroExtend(new_value<31:0>);
  overflow = 32;

  if old_value<64:overflow> != new_value<64:overflow> then
    PMOVSSET_EL0<idx> = '1';
    PMOVSCLR_EL0<idx> = '1';
    // Check for the CHAIN event from an even counter
    if idx<0> == '0' && idx + 1 < GetNumEventCounters() then
      PMUEvent(PMU_EVENT_CHAIN, 1, idx + 1);
```

aarch64/debug/pmu/AArch64.PMUCounterIsHyp

```
// AArch64.PMUCounterIsHyp
// =====
// Returns TRUE if a counter is reserved for use by EL2, FALSE otherwise.

boolean AArch64.PMUCounterIsHyp(integer n)
  boolean resvd_for_el2;
  // Software can reserve some event counters for EL2
  if n != CYCLE_COUNTER_ID && HaveEL(EL2) then
    resvd_for_el2 = n >= UInt(MDCR_EL2.HPMN);
    if UInt(MDCR_EL2.HPMN) > GetNumEventCounters() || IsZero(MDCR_EL2.HPMN) then
      resvd_for_el2 = boolean UNKNOWN;
  else
    resvd_for_el2 = FALSE;

  return resvd_for_el2;
```

aarch64/debug/pmu/AArch64.PMUCycle

```
// AArch64.PMUCycle()
// =====
// Called at the end of each cycle to increment event counters and
// check for PMU overflow. In pseudocode, a cycle ends after the
// execution of the operational pseudocode.

AArch64.PMUCycle()
  if !HavePMUv3() then
    return;

  PMUEvent(PMU_EVENT_CPU_CYCLES);

  integer counters = GetNumEventCounters();
  if counters != 0 then
    for idx = 0 to counters - 1
      if AArch64.CountPMUEvents(idx) then
        accumulated = PMUEventAccumulator[idx];
        AArch64.IncrementEventCounter(idx, accumulated);
        PMUEventAccumulator[idx] = 0;

  integer old_value;
  integer new_value;
  integer overflow;
  if (AArch64.CountPMUEvents(CYCLE_COUNTER_ID) &&
      (!HaveAArch32() || PMCR_EL0.LC == '1' || PMCR_EL0.D == '0' || HasElapsed64Cycles())) then
    old_value = UInt(PMCCNTR_EL0);
    new_value = old_value + 1;
    PMCCNTR_EL0 = new_value<63:0>;

    if HaveAArch32() then
      overflow = if PMCR_EL0.LC == '1' then 64 else 32;
    else
      overflow = 64;

    if old_value<64:overflow> != new_value<64:overflow> then
      PMOVSSET_EL0.C = '1';
      PMOVSLR_EL0.C = '1';

  AArch64.CheckForPMUoverflow();
```

aarch64/debug/pmu/AArch64.PMUSwIncrement

```
// AArch64.PMUSwIncrement()
// =====
// Generate PMU Events on a write to PMSWINC_EL0.

AArch64.PMUSwIncrement(bits(32) sw_incr)
  integer counters = AArch64.GetNumEventCountersAccessible();
  if counters != 0 then
    for idx = 0 to counters - 1
      if sw_incr<idx> == '1' then
        PMUEvent(PMU_EVENT_SW_INCR, 1, idx);
```

aarch64/debug/statisticalprofiling/TimeStamp

```
enumeration TimeStamp {
  TimeStamp_None,           // No timestamp
  TimeStamp_CoreSight,     // CoreSight time (IMPLEMENTATION DEFINED)
  TimeStamp_Physical,      // Physical counter value with no offset
  TimeStamp_Virtual };    // Physical counter value minus CNTVOFF_EL2
```

aarch64/debug/takeexceptiondbg/AArch64.TakeExceptionInDebugState

```
// AArch64.TakeExceptionInDebugState()
// =====
// Take an exception in Debug state to an Exception level using AArch64.

AArch64.TakeExceptionInDebugState(bits(2) target_el, ExceptionRecord exception_in)
assert HaveEL(target_el) && !ELUsingAArch32(target_el) && UInt(target_el) >= UInt(PSTATE.EL);
ExceptionRecord exception = exception_in;
boolean sync_errors;
boolean iesb_req;
if HaveIESB() then
    sync_errors = SCTLR[target_el].IESB == '1';
    // SCTLR[].IESB and/or SCR_EL3.NMEA (if applicable) might be ignored in Debug state.
    if !ConstrainUnpredictableBool() then
        sync_errors = FALSE;
else
    sync_errors = FALSE;

SynchronizeContext();

// If coming from AArch32 state, the top parts of the X[] registers might be set to zero
from_32 = UsingAArch32();
if from_32 then AArch64.MaybeZeroRegisterUppers();

AArch64.ReportException(exception, target_el);

PSTATE.EL = target_el;
PSTATE.nRW = '0';
PSTATE.SP = '1';

SPSR[] = bits(64) UNKNOWN;
ELR[] = bits(64) UNKNOWN;

// PSTATE.{SS,D,A,I,F} are not observable and ignored in Debug state, so behave as if UNKNOWN.
PSTATE.<SS,D,A,I,F> = bits(5) UNKNOWN;
PSTATE.IL = '0';
if from_32 then // Coming from AArch32
    PSTATE.IT = '00000000';
    PSTATE.T = '0'; // PSTATE.J is RES0
if HavePANExt() && PSTATE.EL == EL1 && SCTLR_EL1.SPAN == '0' then
    PSTATE.PAN = '1';
if HaveUAOExt() then PSTATE.UAO = '0';
if HaveSSBSExt() then PSTATE.SSBS = bit UNKNOWN;

DLR_EL0 = bits(64) UNKNOWN;
DPSR_EL0 = bits(64) UNKNOWN;

EDSCR.ERR = '1';
UpdateEDSCRFields(); // Update EDSCR processor state flags.

if sync_errors then
    SynchronizeErrors();

EndOfInstruction();
```

aarch64/debug/watchpoint/AArch64.WatchpointByteMatch

```
// AArch64.WatchpointByteMatch()
// =====

boolean AArch64.WatchpointByteMatch(integer n, bits(64) vaddress)

integer top = AArch64.VAMax();
bottom = if DBGWVR_EL1[n]<2> == '1' then 2 else 3; // Word or doubleword
byte_select_match = (DBGWCR_EL1[n].BAS<UInt(vaddress<bottom-1:0>)> != '0');
```



```

mask = UInt(DBGWCR_EL1[n].MASK);

// If DBGWCR_EL1[n].MASK is non-zero value and DBGWCR_EL1[n].BAS is not set to '11111111', or
// DBGWCR_EL1[n].BAS specifies a non-contiguous set of bytes behavior is CONSTRAINED
// UNPREDICTABLE.
if mask > 0 && !IsOnes(DBGWCR_EL1[n].BAS) then
  byte_select_match = ConstrainUnpredictableBool();
else
  LSB = (DBGWCR_EL1[n].BAS AND NOT(DBGWCR_EL1[n].BAS - 1)); MSB = (DBGWCR_EL1[n].BAS + LSB);
  if !IsZero(MSB AND (MSB - 1)) then // Not contiguous
    byte_select_match = ConstrainUnpredictableBool();
    bottom = 3; // For the whole doubleword

// If the address mask is set to a reserved value, the behavior is CONSTRAINED UNPREDICTABLE.
if mask > 0 && mask <= 2 then
  Constraint c;
  (c, mask) = ConstrainUnpredictableInteger(3, 31);
  assert c IN {Constraint_DISABLED, Constraint_NONE, Constraint_UNKNOWN};
  case c of
    when Constraint_DISABLED return FALSE; // Disabled
    when Constraint_NONE mask = 0; // No masking
    // Otherwise the value returned by ConstrainUnpredictableInteger is a not-reserved value

boolean WVR_match;
if mask > bottom then
  // If the DBGxVVR<n>_EL1.RESS field bits are not a sign extension of the MSB
  // of DBGBVR<n>_EL1.VA, it is UNPREDICTABLE whether they appear to be
  // included in the match.
  if !IsOnes(DBGBVR_EL1[n]<63:top>) && !IsZero(DBGBVR_EL1[n]<63:top>) then
    if ConstrainUnpredictableBool() then
      top = 63;
  WVR_match = (vaddress<top:mask> == DBGWVR_EL1[n]<top:mask>);
  // If masked bits of DBGWVR_EL1[n] are not zero, the behavior is CONSTRAINED UNPREDICTABLE.
  if WVR_match && !IsZero(DBGWVR_EL1[n]<mask-1:bottom>) then
    WVR_match = ConstrainUnpredictableBool();
else
  WVR_match = vaddress<top:bottom> == DBGWVR_EL1[n]<top:bottom>;

return WVR_match && byte_select_match;

```

aarch64/debug/watchpoint/AArch64.WatchpointMatch

```

// AArch64.WatchpointMatch()
// =====
// Watchpoint matching in an AArch64 translation regime.

boolean AArch64.WatchpointMatch(integer n, bits(64) vaddress, integer size, boolean ispriv,
                                 AccType acctype, boolean iswrite)
assert !ELUsingAArch32(S1TranslationRegime());
assert n < NumWatchpointsImplemented();

// "ispriv" is:
// * FALSE for all loads, stores, and atomic operations executed at EL0.
// * FALSE if the access is unprivileged.
// * TRUE for all other loads, stores, and atomic operations.

enabled = DBGWCR_EL1[n].E == '1';
linked = DBGWCR_EL1[n].WT == '1';
isbreakpnt = FALSE;

state_match = AArch64.StateMatch(DBGWCR_EL1[n].SSC, DBGWCR_EL1[n].HMC, DBGWCR_EL1[n].PAC,
                                  linked, DBGWCR_EL1[n].LBN, isbreakpnt, ispriv);
ls_match = FALSE;
if IsAtomicRW(acctype) then
  ls_match = (DBGWCR_EL1[n].LSC != '00');
elseif iswrite then

```

```
    !s_match = (DBGWCR_EL1[n].LSC<1> != '0');  
else  
    !s_match = (DBGWCR_EL1[n].LSC<0> != '0');  
  
value_match = FALSE;  
for byte = 0 to size - 1  
    value_match = value_match || AArch64.WatchpointByteMatch(n, vaddress + byte);  
  
return value_match && state_match && !s_match && enabled;
```

11.1.2 aarch64/exceptions

This section includes the following pseudocode functions:

- [aarch64/exceptions/aborts/AArch64.Abort](#) on page 11-307.
- [aarch64/exceptions/aborts/AArch64.AbortSyndrome](#) on page 11-307.
- [aarch64/exceptions/aborts/AArch64.CheckPCAlignment](#) on page 11-307.
- [aarch64/exceptions/aborts/AArch64.DataAbort](#) on page 11-308.
- [aarch64/exceptions/aborts/AArch64.InstructionAbort](#) on page 11-308.
- [aarch64/exceptions/aborts/AArch64.PCAlignmentFault](#) on page 11-308.
- [aarch64/exceptions/aborts/AArch64.SPAlignmentFault](#) on page 11-309.
- [aarch64/exceptions/async/AArch64.TakePhysicalFIQException](#) on page 11-309.
- [aarch64/exceptions/async/AArch64.TakePhysicalIRQException](#) on page 11-309.
- [aarch64/exceptions/async/AArch64.TakePhysicalSErrorException](#) on page 11-310.
- [aarch64/exceptions/async/AArch64.TakeVirtualFIQException](#) on page 11-310.
- [aarch64/exceptions/async/AArch64.TakeVirtualIRQException](#) on page 11-310.
- [aarch64/exceptions/async/AArch64.TakeVirtualSErrorException](#) on page 11-311.
- [aarch64/exceptions/debug/AArch64.BreakpointException](#) on page 11-311.
- [aarch64/exceptions/debug/AArch64.SoftwareBreakpoint](#) on page 11-311.
- [aarch64/exceptions/debug/AArch64.SoftwareStepException](#) on page 11-312.
- [aarch64/exceptions/debug/AArch64.VectorCatchException](#) on page 11-312.
- [aarch64/exceptions/debug/AArch64.WatchpointException](#) on page 11-312.
- [aarch64/exceptions/exceptions/AArch64.ExceptionClass](#) on page 11-313.
- [aarch64/exceptions/exceptions/AArch64.ReportException](#) on page 11-314.
- [aarch64/exceptions/exceptions/AArch64.ResetControlRegisters](#) on page 11-314.
- [aarch64/exceptions/exceptions/AArch64.TakeReset](#) on page 11-314.
- [aarch64/exceptions/ieeeep/AArch64.FPTrappedException](#) on page 11-315.
- [aarch64/exceptions/syscalls/AArch64.CallHypervisor](#) on page 11-316.
- [aarch64/exceptions/syscalls/AArch64.CallSecureMonitor](#) on page 11-316.
- [aarch64/exceptions/syscalls/AArch64.CallSupervisor](#) on page 11-316.
- [aarch64/exceptions/takeexception/AArch64.TakeException](#) on page 11-317.
- [aarch64/exceptions/traps/AArch64.AdvSIMDFPAccessTrap](#) on page 11-318.
- [aarch64/exceptions/traps/AArch64.CheckCPI5InstrCoarseTraps](#) on page 11-318.
- [aarch64/exceptions/traps/AArch64.CheckFPAdvSIMDEnabled](#) on page 11-319.
- [aarch64/exceptions/traps/AArch64.CheckFPAdvSIMDTrap](#) on page 11-319.
- [aarch64/exceptions/traps/AArch64.CheckFPEnabled](#) on page 11-319.
- [aarch64/exceptions/traps/AArch64.CheckForSMCUnDefOrTrap](#) on page 11-319.
- [aarch64/exceptions/traps/AArch64.CheckForWFXTrap](#) on page 11-320.
- [aarch64/exceptions/traps/AArch64.CheckIllegalState](#) on page 11-320.
- [aarch64/exceptions/traps/AArch64.MonitorModeTrap](#) on page 11-320.
- [aarch64/exceptions/traps/AArch64.SystemAccessTrap](#) on page 11-320.
- [aarch64/exceptions/traps/AArch64.SystemAccessTrapSyndrome](#) on page 11-321.
- [aarch64/exceptions/traps/AArch64.UndefinedFault](#) on page 11-321.

- [aarch64/exceptions/traps/AArch64.WFxTrap](#) on page I1-322.
- [aarch64/exceptions/traps/CheckFPAdvSIMDEnabled64](#) on page I1-322.
- [aarch64/exceptions/traps/CheckFPEnabled64](#) on page I1-322.

aarch64/exceptions/aborts/AArch64.Abort

```
// AArch64.Abort()
// =====
// Abort and Debug exception handling in an AArch64 translation regime.

AArch64.Abort(bits(64) vaddress, FaultRecord fault)

    if IsDebugException(fault) then
        if fault.acctype == AccType_IFETCH then
            if UsingAArch32() && fault.debugmoe == DebugException_VectorCatch then
                AArch64.VectorCatchException(fault);
            else
                AArch64.BreakpointException(fault);
        else
            AArch64.WatchpointException(vaddress, fault);
    elseif fault.acctype == AccType_IFETCH then
        AArch64.InstructionAbort(vaddress, fault);
    else
        AArch64.DataAbort(vaddress, fault);
```

aarch64/exceptions/aborts/AArch64.AbortSyndrome

```
// AArch64.AbortSyndrome()
// =====
// Creates an exception syndrome record for Abort and Watchpoint exceptions
// from an AArch64 translation regime.

ExceptionRecord AArch64.AbortSyndrome(Exception exceptype, FaultRecord fault, bits(64) vaddress)
    exception = ExceptionSyndrome(exceptype);

    d_side = exceptype IN {Exception_DataAbort, Exception_Watchpoint};

    exception.syndrome = AArch64.FaultSyndrome(d_side, fault);
    exception.vaddress = ZeroExtend(vaddress);
    if IPAValid(fault) then
        exception.ipavalid = TRUE;
        exception.NS = if fault.ipaddress.paspace == PAS_NonSecure then '1' else '0';
        exception.ipaddress = fault.ipaddress.address;
    else
        exception.ipavalid = FALSE;

    return exception;
```

aarch64/exceptions/aborts/AArch64.CheckPCAlignment

```
// AArch64.CheckPCAlignment()
// =====

AArch64.CheckPCAlignment()

    bits(64) pc = ThisInstrAddr();
    if pc<1:0> != '00' then
        AArch64.PCAlignmentFault();
```

aarch64/exceptions/aborts/AArch64.DataAbort

```
// AArch64.DataAbort()
// =====

AArch64.DataAbort(bits(64) vaddress, FaultRecord fault)
    route_to_e13 = FALSE;
    route_to_e12 = (EL2Enabled() && PSTATE.EL IN {EL0, EL1} &&
        (HCR_EL2.TGE == '1' ||
         (HaveRASExt() && HCR_EL2.TEA == '1' && IsExternalAbort(fault)) ||
         IsSecondStage(fault)));

    bits(64) preferred_exception_return = ThisInstrAddr();
    vect_offset = 0x0;
    exception = AArch64.AbortSyndrome(Exception_DataAbort, fault, vaddress);
    bits(2) target_e1 = EL1;
    if PSTATE.EL == EL3 || route_to_e13 then
        target_e1 = EL3;
    elseif PSTATE.EL == EL2 || route_to_e12 then
        target_e1 = EL2;
    AArch64.TakeException(target_e1, exception, preferred_exception_return, vect_offset);
```

aarch64/exceptions/aborts/AArch64.InstructionAbort

```
// AArch64.InstructionAbort()
// =====

AArch64.InstructionAbort(bits(64) vaddress, FaultRecord fault)
    route_to_e13 = FALSE;
    route_to_e12 = (EL2Enabled() && PSTATE.EL IN {EL0, EL1} &&
        (HCR_EL2.TGE == '1' ||
         (HaveRASExt() && HCR_EL2.TEA == '1' && IsExternalAbort(fault)) ||
         IsSecondStage(fault)));

    ExceptionRecord exception;
    bits(64) preferred_exception_return = ThisInstrAddr();
    vect_offset = 0x0;

    exception = AArch64.AbortSyndrome(Exception_InstructionAbort, fault, vaddress);

    bits(2) target_e1 = EL1;
    if PSTATE.EL == EL3 || route_to_e13 then
        target_e1 = EL3;
    elseif PSTATE.EL == EL2 || route_to_e12 then
        target_e1 = EL2;
    AArch64.TakeException(target_e1, exception, preferred_exception_return, vect_offset);
```

aarch64/exceptions/aborts/AArch64.PCAlignmentFault

```
// AArch64.PCAlignmentFault()
// =====
// Called on unaligned program counter in AArch64 state.

AArch64.PCAlignmentFault()

    bits(64) preferred_exception_return = ThisInstrAddr();
    vect_offset = 0x0;

    exception = ExceptionSyndrome(Exception_PCAlignment);
    exception.vaddress = ThisInstrAddr();

    bits(2) target_e1 = EL1;
    if UInt(PSTATE.EL) > UInt(EL1) then
        target_e1 = PSTATE.EL;
```

```

    elsif EL2Enabled() && HCR_EL2.TGE == '1' then
        target_el = EL2;
    AArch64.TakeException(target_el, exception, preferred_exception_return, vect_offset);
  
```

aarch64/exceptions/aborts/AArch64.SPAlignmentFault

```

// AArch64.SPAlignmentFault()
// =====
// Called on an unaligned stack pointer in AArch64 state.

AArch64.SPAlignmentFault()

    bits(64) preferred_exception_return = ThisInstrAddr();
    vect_offset = 0x0;

    exception = ExceptionSyndrome(Exception_SPAlignment);

    bits(2) target_el = EL1;
    if UInt(PSTATE.EL) > UInt(EL1) then
        target_el = PSTATE.EL;
    elsif EL2Enabled() && HCR_EL2.TGE == '1' then
        target_el = EL2;
    AArch64.TakeException(target_el, exception, preferred_exception_return, vect_offset);
  
```

aarch64/exceptions/async/AArch64.TakePhysicalFIQException

```

// AArch64.TakePhysicalFIQException()
// =====

AArch64.TakePhysicalFIQException()

    route_to_el3 = FALSE;
    route_to_el2 = (PSTATE.EL IN {EL0, EL1} && EL2Enabled() &&
        (HCR_EL2.TGE == '1' || HCR_EL2.FMO == '1'));
    bits(64) preferred_exception_return = ThisInstrAddr();
    vect_offset = 0x100;
    exception = ExceptionSyndrome(Exception_FIQ);

    if route_to_el3 then
        AArch64.TakeException(EL3, exception, preferred_exception_return, vect_offset);
    elsif PSTATE.EL == EL2 || route_to_el2 then
        assert PSTATE.EL != EL3;
        AArch64.TakeException(EL2, exception, preferred_exception_return, vect_offset);
    else
        assert PSTATE.EL IN {EL0, EL1};
        AArch64.TakeException(EL1, exception, preferred_exception_return, vect_offset);
  
```

aarch64/exceptions/async/AArch64.TakePhysicalIRQException

```

// AArch64.TakePhysicalIRQException()
// =====
// Take an enabled physical IRQ exception.

AArch64.TakePhysicalIRQException()

    route_to_el3 = FALSE;
    route_to_el2 = (PSTATE.EL IN {EL0, EL1} && EL2Enabled() &&
        (HCR_EL2.TGE == '1' || HCR_EL2.IMO == '1'));
    bits(64) preferred_exception_return = ThisInstrAddr();
    vect_offset = 0x80;

    exception = ExceptionSyndrome(Exception_IRQ);
  
```

```
if route_to_e13 then
    AArch64.TakeException(EL3, exception, preferred_exception_return, vect_offset);
elseif PSTATE.EL == EL2 || route_to_e12 then
    assert PSTATE.EL != EL3;
    AArch64.TakeException(EL2, exception, preferred_exception_return, vect_offset);
else
    assert PSTATE.EL IN {EL0, EL1};
    AArch64.TakeException(EL1, exception, preferred_exception_return, vect_offset);
```

aarch64/exceptions/async/AArch64.TakePhysicalSErrorException

```
// AArch64.TakePhysicalSErrorException()
// =====

AArch64.TakePhysicalSErrorException(bits(25) syndrome)

    route_to_e13 = FALSE;
    route_to_e12 = (PSTATE.EL IN {EL0, EL1} && EL2Enabled() &&
        (HCR_EL2.TGE == '1' || HCR_EL2.AMO == '1'));
    bits(64) preferred_exception_return = ThisInstrAddr();
    vect_offset = 0x180;

    bits(2) target_e1;
    if PSTATE.EL == EL2 || route_to_e12 then
        target_e1 = EL2;
    else
        target_e1 = EL1;

    if IsSErrorEdgeTriggered(target_e1, syndrome) then
        ClearPendingPhysicalSError();

    exception = ExceptionSyndrome(Exception_SError);
    exception.syndrome = syndrome;
    AArch64.TakeException(target_e1, exception, preferred_exception_return, vect_offset);
```

aarch64/exceptions/async/AArch64.TakeVirtualFIQException

```
// AArch64.TakeVirtualFIQException()
// =====

AArch64.TakeVirtualFIQException()
    assert PSTATE.EL IN {EL0, EL1} && EL2Enabled();
    assert HCR_EL2.TGE == '0' && HCR_EL2.FMO == '1'; // Virtual IRQ enabled if TGE==0 and FMO==1

    bits(64) preferred_exception_return = ThisInstrAddr();
    vect_offset = 0x100;

    exception = ExceptionSyndrome(Exception_FIQ);

    AArch64.TakeException(EL1, exception, preferred_exception_return, vect_offset);
```

aarch64/exceptions/async/AArch64.TakeVirtualIRQException

```
// AArch64.TakeVirtualIRQException()
// =====

AArch64.TakeVirtualIRQException()
    assert PSTATE.EL IN {EL0, EL1} && EL2Enabled();
    assert HCR_EL2.TGE == '0' && HCR_EL2.IMO == '1'; // Virtual IRQ enabled if TGE==0 and IMO==1

    bits(64) preferred_exception_return = ThisInstrAddr();
    vect_offset = 0x80;
```

```
exception = ExceptionSyndrome(Exception_IRQ);

AArch64.TakeException(EL1, exception, preferred_exception_return, vect_offset);
```

aarch64/exceptions/async/AArch64.TakeVirtualSErrorException

```
// AArch64.TakeVirtualSErrorException()
// =====

AArch64.TakeVirtualSErrorException(bits(25) syndrome)

    assert PSTATE.EL IN {EL0, EL1} && EL2Enabled();
    assert HCR_EL2.TGE == '0' && HCR_EL2.AMO == '1'; // Virtual SError enabled if TGE==0 and AMO==1

    bits(64) preferred_exception_return = ThisInstrAddr();
    vect_offset = 0x180;
    exception = ExceptionSyndrome(Exception_SError);

    if HaveRASExt() then
        exception.syndrome<24> = VSESR_EL2.IDS;
        exception.syndrome<23:0> = VSESR_EL2.ISS;
    else
        impdef_syndrome = syndrome<24> == '1';
        if impdef_syndrome then exception.syndrome = syndrome;

    ClearPendingVirtualSError();
    AArch64.TakeException(EL1, exception, preferred_exception_return, vect_offset);
```

aarch64/exceptions/debug/AArch64.BreakpointException

```
// AArch64.BreakpointException()
// =====

AArch64.BreakpointException(FaultRecord fault)
    assert PSTATE.EL != EL3;

    route_to_el2 = (PSTATE.EL IN {EL0, EL1} && EL2Enabled() &&
        (HCR_EL2.TGE == '1' || MDCR_EL2.TDE == '1'));

    bits(64) preferred_exception_return = ThisInstrAddr();
    vect_offset = 0x0;

    vaddress = bits(64) UNKNOWN;
    exception = AArch64.AbortSyndrome(Exception_Breakpoint, fault, vaddress);

    if PSTATE.EL == EL2 || route_to_el2 then
        AArch64.TakeException(EL2, exception, preferred_exception_return, vect_offset);
    else
        AArch64.TakeException(EL1, exception, preferred_exception_return, vect_offset);
```

aarch64/exceptions/debug/AArch64.SoftwareBreakpoint

```
// AArch64.SoftwareBreakpoint()
// =====

AArch64.SoftwareBreakpoint(bits(16) immediate)

    route_to_el2 = (PSTATE.EL IN {EL0, EL1} &&
        EL2Enabled() && (HCR_EL2.TGE == '1' || MDCR_EL2.TDE == '1'));

    bits(64) preferred_exception_return = ThisInstrAddr();
    vect_offset = 0x0;
```

```
exception = ExceptionSyndrome(Exception_SoftwareBreakpoint);
exception.syndrome<15:0> = immediate;

if UInt(PSTATE.EL) > UInt(EL1) then
    AArch64.TakeException(PSTATE.EL, exception, preferred_exception_return, vect_offset);
elseif route_to_el2 then
    AArch64.TakeException(EL2, exception, preferred_exception_return, vect_offset);
else
    AArch64.TakeException(EL1, exception, preferred_exception_return, vect_offset);
```

aarch64/exceptions/debug/AArch64.SoftwareStepException

```
// AArch64.SoftwareStepException()
// =====

AArch64.SoftwareStepException()
    assert PSTATE.EL != EL3;

    route_to_el2 = (PSTATE.EL IN {EL0, EL1} && EL2Enabled() &&
        (HCR_EL2.TGE == '1' || MDCR_EL2.TDE == '1'));

    bits(64) preferred_exception_return = ThisInstrAddr();
    vect_offset = 0x0;

    exception = ExceptionSyndrome(Exception_SoftwareStep);
    if SoftwareStep_DidNotStep() then
        exception.syndrome<24> = '0';
    else
        exception.syndrome<24> = '1';
        exception.syndrome<6> = if SoftwareStep_SteppedEX() then '1' else '0';
        exception.syndrome<5:0> = '100010'; // IFSC = Debug Exception

    if PSTATE.EL == EL2 || route_to_el2 then
        AArch64.TakeException(EL2, exception, preferred_exception_return, vect_offset);
    else
        AArch64.TakeException(EL1, exception, preferred_exception_return, vect_offset);
```

aarch64/exceptions/debug/AArch64.VectorCatchException

```
// AArch64.VectorCatchException()
// =====
// Vector Catch taken from EL0 or EL1 to EL2. This can only be called when debug exceptions are
// being routed to EL2, as Vector Catch is a legacy debug event.

AArch64.VectorCatchException(FaultRecord fault)
    assert PSTATE.EL != EL2;
    assert EL2Enabled() && (HCR_EL2.TGE == '1' || MDCR_EL2.TDE == '1');

    bits(64) preferred_exception_return = ThisInstrAddr();
    vect_offset = 0x0;

    vaddress = bits(64) UNKNOWN;
    exception = AArch64.AbortSyndrome(Exception_VectorCatch, fault, vaddress);

    AArch64.TakeException(EL2, exception, preferred_exception_return, vect_offset);
```

aarch64/exceptions/debug/AArch64.WatchpointException

```
// AArch64.WatchpointException()
// =====

AArch64.WatchpointException(bits(64) vaddress, FaultRecord fault)
    assert PSTATE.EL != EL3;
```



```

route_to_el2 = (PSTATE.EL IN {EL0, EL1} && EL2Enabled() &&
  (HCR_EL2.TGE == '1' || MDCR_EL2.TDE == '1'));

bits(64) preferred_exception_return = ThisInstrAddr();
vect_offset = 0x0;

exception = AArch64.AbortSyndrome(Exception_Watchpoint, fault, vaddress);

if PSTATE.EL == EL2 || route_to_el2 then
  AArch64.TakeException(EL2, exception, preferred_exception_return, vect_offset);
else
  AArch64.TakeException(EL1, exception, preferred_exception_return, vect_offset);

```

aarch64/exceptions/exceptions/AArch64.ExceptionClass

```

// AArch64.ExceptionClass()
// =====
// Returns the Exception Class and Instruction Length fields to be reported in ESR

(integer,bit) AArch64.ExceptionClass(Exception exceptype, bits(2) target_el)

  il_is_valid = TRUE;
  from_32 = UsingAArch32();
  integer ec;
  case exceptype of
    when Exception_Uncategorized      ec = 0x00; il_is_valid = FALSE;
    when Exception_WFxTrap            ec = 0x01;
    when Exception_CP15RRTTrap       ec = 0x03; assert from_32;
    when Exception_CP15RRTTrap       ec = 0x04; assert from_32;
    when Exception_CP14RRTTrap       ec = 0x05; assert from_32;
    when Exception_CP14DTTrap        ec = 0x06; assert from_32;
    when Exception_AdvSIMDFPAccessTrap ec = 0x07;
    when Exception_FPIDTrap          ec = 0x08;
    when Exception_PACTrap           ec = 0x09;
    when Exception_CP14RRTTrap       ec = 0x0C; assert from_32;
    when Exception_IllegalState      ec = 0x0E; il_is_valid = FALSE;
    when Exception_SupervisorCall    ec = 0x11;
    when Exception_HypervisorCall    ec = 0x12;
    when Exception_MonitorCall       ec = 0x13;
    when Exception_SystemRegisterTrap ec = 0x18; assert !from_32;
    when Exception_PACFail           ec = 0x1C; assert !from_32;
    when Exception_InstructionAbort  ec = 0x20; il_is_valid = FALSE;
    when Exception_PCAlignment       ec = 0x22; il_is_valid = FALSE;
    when Exception_DataAbort         ec = 0x24;
    when Exception_SPAlignment       ec = 0x26; il_is_valid = FALSE; assert !from_32;
    when Exception_FPTrappedException ec = 0x28;
    when Exception_SError            ec = 0x2F; il_is_valid = FALSE;
    when Exception_Breakpoint        ec = 0x30; il_is_valid = FALSE;
    when Exception_SoftwareStep      ec = 0x32; il_is_valid = FALSE;
    when Exception_Watchpoint        ec = 0x34; il_is_valid = FALSE;
    when Exception_SoftwareBreakpoint ec = 0x38;
    when Exception_VectorCatch       ec = 0x3A; il_is_valid = FALSE; assert from_32;
    otherwise                        Unreachable();

  if ec IN {0x20,0x24,0x30,0x32,0x34} && target_el == PSTATE.EL then
    ec = ec + 1;

  if ec IN {0x11,0x12,0x13,0x28,0x38} && !from_32 then
    ec = ec + 4;

  bit il;
  if il_is_valid then
    il = if ThisInstrLength() == 32 then '1' else '0';
  else
    il = '1';
  assert from_32 || il == '1'; // AArch64 instructions always 32-bit

```

```
return (ec,il);
```

aarch64/exceptions/exceptions/AArch64.ReportException

```
// AArch64.ReportException()
// =====
// Report syndrome information for exception taken to AArch64 state.

AArch64.ReportException(ExceptionRecord exception, bits(2) target_e1)

    Exception exceptype = exception.exceptype;

    (ec,il) = AArch64.ExceptionClass(exceptype, target_e1);
    iss = exception.syndrome;

    // IL is not valid for Data Abort exceptions without valid instruction syndrome information
    if ec IN {0x24,0x25} && iss<24> == '0' then
        il = '1';

    ESR[target_e1] = (Zeros(32) : // <63:32>
                    ec<5:0>   : // <31:26>
                    il       : // <25>
                    iss);     // <24:0>

    if exceptype IN {
        Exception_InstructionAbort,
        Exception_PCAlignment,
        Exception_DataAbort,
        Exception_Watchpoint
    } then
        FAR[target_e1] = exception.vaddress;
    else
        FAR[target_e1] = bits(64) UNKNOWN;

    if exception.ipavalid then
        HPFAR_EL2<43:4> = exception.ipaddress<51:12>;
        if IsSecureEL2Enabled() && CurrentSecurityState() == SS_Secure then
            HPFAR_EL2.NS = exception.NS;
        else
            HPFAR_EL2.NS = '0';
    elseif target_e1 == EL2 then
        HPFAR_EL2<43:4> = bits(40) UNKNOWN;

    return;
```

aarch64/exceptions/exceptions/AArch64.ResetControlRegisters

```
// Resets System registers and memory-mapped control registers that have architecturally-defined
// reset values to those values.
AArch64.ResetControlRegisters(boolean cold_reset);
```

aarch64/exceptions/exceptions/AArch64.TakeReset

```
// AArch64.TakeReset()
// =====
// Reset into AArch64 state

AArch64.TakeReset(boolean cold_reset)
    assert HaveAArch64();

    // Enter the highest implemented Exception level in AArch64 state
    PSTATE.nRW = '0';
```

```

if HaveEL(EL3) then
    PSTATE.EL = EL3;
elseif HaveEL(EL2) then
    PSTATE.EL = EL2;
else
    PSTATE.EL = EL1;

// Reset System registers and other system components
AArch64.ResetControlRegisters(cold_reset);

// Reset all other PSTATE fields
PSTATE.SP = '1'; // Select stack pointer
PSTATE.<D,A,I,F> = '1111'; // All asynchronous exceptions masked
PSTATE.SS = '0'; // Clear software step bit
PSTATE.DIT = '0'; // PSTATE.DIT is reset to 0 when resetting into AArch64
PSTATE.IL = '0'; // Clear Illegal Execution state bit

// All registers, bits and fields not reset by the above pseudocode or by the BranchTo() call
// below are UNKNOWN bitstrings after reset. In particular, the return information registers
// ELR_ELx and SPSR_ELx have UNKNOWN values, so that it
// is impossible to return from a reset in an architecturally defined way.
AArch64.ResetGeneralRegisters();
AArch64.ResetSIMDFPRegisters();
AArch64.ResetSpecialRegisters();
ResetExternalDebugRegisters(cold_reset);

bits(64) rv; // IMPLEMENTATION DEFINED reset vector

rv = RVBAR_EL2;

// The reset vector must be correctly aligned
assert IsZero(rv<63:AArch64.PAMax(>) && IsZero(rv<1:0>);

boolean branch_conditional = FALSE;
BranchTo(rv, BranchType_RESET, branch_conditional);
  
```

aarch64/exceptions/ieefp/AArch64.FPTrappedException

```

// AArch64.FPTrappedException()
// =====

AArch64.FPTrappedException(boolean is_ase, bits(8) accumulated_exceptions)
    exception = ExceptionSyndrome(Exception_FPTrappedException);
    if is_ase then
        if boolean IMPLEMENTATION_DEFINED "vector instructions set TFV to 1" then
            exception.syndrome<23> = '1'; // TFV
        else
            exception.syndrome<23> = '0'; // TFV
    else
        exception.syndrome<23> = '1'; // TFV
    exception.syndrome<10:8> = bits(3) UNKNOWN; // VECITR
    if exception.syndrome<23> == '1' then
        exception.syndrome<7,4:0> = accumulated_exceptions<7,4:0>; // IDF,IXF,UFF,OFF,DZF,I0F
    else
        exception.syndrome<7,4:0> = bits(6) UNKNOWN;

route_to_el2 = EL2Enabled() && HCR_EL2.TGE == '1';

bits(64) preferred_exception_return = ThisInstrAddr();
vect_offset = 0x0;

if UInt(PSTATE.EL) > UInt(EL1) then
    AArch64.TakeException(PSTATE.EL, exception, preferred_exception_return, vect_offset);
elseif route_to_el2 then
    AArch64.TakeException(EL2, exception, preferred_exception_return, vect_offset);
  
```

```
else  
    AArch64.TakeException(EL1, exception, preferred_exception_return, vect_offset);
```

aarch64/exceptions/syscalls/AArch64.CallHypervisor

```
// AArch64.CallHypervisor()  
// =====  
// Performs a HVC call  
  
AArch64.CallHypervisor(bits(16) immediate)  
    assert HaveEL(EL2);  
  
    if UsingAArch32() then AArch32.ITAdvance();  
    SSAdvance();  
    bits(64) preferred_exception_return = NextInstrAddr();  
    vect_offset = 0x0;  
  
    exception = ExceptionSyndrome(Exception_HypervisorCall);  
    exception.syndrome<15:0> = immediate;  
  
    if PSTATE.EL == EL3 then  
        AArch64.TakeException(EL3, exception, preferred_exception_return, vect_offset);  
    else  
        AArch64.TakeException(EL2, exception, preferred_exception_return, vect_offset);
```

aarch64/exceptions/syscalls/AArch64.CallSecureMonitor

```
// AArch64.CallSecureMonitor()  
// =====  
  
AArch64.CallSecureMonitor(bits(16) immediate)  
    assert HaveEL(EL3) && !ELUsingAArch32(EL3);  
    if UsingAArch32() then AArch32.ITAdvance();  
    SSAdvance();  
    bits(64) preferred_exception_return = NextInstrAddr();  
    vect_offset = 0x0;  
  
    exception = ExceptionSyndrome(Exception_MonitorCall);  
    exception.syndrome<15:0> = immediate;  
  
    AArch64.TakeException(EL3, exception, preferred_exception_return, vect_offset);
```

aarch64/exceptions/syscalls/AArch64.CallSupervisor

```
// AArch64.CallSupervisor()  
// =====  
// Calls the Supervisor  
  
AArch64.CallSupervisor(bits(16) immediate_in)  
    bits(16) immediate = immediate_in;  
    if UsingAArch32() then AArch32.ITAdvance();  
    SSAdvance();  
    route_to_el2 = PSTATE.EL == EL0 && EL2Enabled() && HCR_EL2.TGE == '1';  
  
    bits(64) preferred_exception_return = NextInstrAddr();  
    vect_offset = 0x0;  
  
    exception = ExceptionSyndrome(Exception_SupervisorCall);  
    exception.syndrome<15:0> = immediate;  
  
    if UInt(PSTATE.EL) > UInt(EL1) then  
        AArch64.TakeException(PSTATE.EL, exception, preferred_exception_return, vect_offset);  
    elseif route_to_el2 then
```

```

    AArch64.TakeException(EL2, exception, preferred_exception_return, vect_offset);
  else
    AArch64.TakeException(EL1, exception, preferred_exception_return, vect_offset);

```

aarch64/exceptions/takeexception/AArch64.TakeException

```

// AArch64.TakeException()
// =====
// Take an exception to an Exception level using AArch64.

AArch64.TakeException(bits(2) target_el, ExceptionRecord exception_in,
                      bits(64) preferred_exception_return, integer vect_offset_in)
assert HaveEL(target_el) && !ELUsingAArch32(target_el) && UInt(target_el) >= UInt(PSTATE.EL);
ExceptionRecord exception = exception_in;
boolean sync_errors;
boolean iesb_req;
if HaveIESB() then
  sync_errors = SCTRL[target_el].IESB == '1';
  if sync_errors && InsertIESBBeforeException(target_el) then
    SynchronizeErrors();
    iesb_req = FALSE;
    sync_errors = FALSE;
    TakeUnmaskedPhysicalErrorInterrupts(iesb_req);
else
  sync_errors = FALSE;

SynchronizeContext();

// If coming from AArch32 state, the top parts of the X[] registers might be set to zero
from_32 = UsingAArch32();
if from_32 then AArch64.MaybeZeroRegisterUppers();

integer vect_offset = vect_offset_in;
if UInt(target_el) > UInt(PSTATE.EL) then
  boolean lower_32;
  if target_el == EL3 then
    if EL2Enabled() then
      lower_32 = ELUsingAArch32(EL2);
    else
      lower_32 = ELUsingAArch32(EL1);
  else
    lower_32 = ELUsingAArch32(target_el - 1);
  vect_offset = vect_offset + (if lower_32 then 0x600 else 0x400);

elseif PSTATE.SP == '1' then
  vect_offset = vect_offset + 0x200;

bits(64) spsr = GetPSRFromPSTATE(AArch64_NonDebugState);

if !(exception.exceptype IN {Exception_IRQ, Exception_FIQ}) then
  AArch64.ReportException(exception, target_el);

PSTATE.EL = target_el;
PSTATE.nRW = '0';
PSTATE.SP = '1';

SPSR[] = spsr;
ELR[] = preferred_exception_return;

PSTATE.SS = '0';
PSTATE.<D,A,I,F> = '1111';
PSTATE.IL = '0';
if from_32 then // Coming from AArch32
  PSTATE.IT = '00000000';
  PSTATE.T = '0'; // PSTATE.J is RES0
if HavePANExt() && PSTATE.EL == EL1 && SCTRL_EL1.SPAN == '0' then

```

```

    PSTATE.PAN = '1';
    if HaveUAOExt() then PSTATE.UAO = '0';
    if HaveSSBSExt() then PSTATE.SSBS = SCTRL[].DSSBS;

    boolean branch_conditional = FALSE;
    BranchTo(VBAR[] <63:11>:vect_offset <10:0>, BranchType_EXCEPTION, branch_conditional);

    CheckExceptionCatch(TRUE); // Check for debug event on exception entry

    if sync_errors then
        SynchronizeErrors();
        iesb_req = TRUE;
        TakeUnmaskedPhysicalSErrorInterrupts(iesb_req);

    EndOfInstruction();
  
```

aarch64/exceptions/traps/AArch64.AdvSIMDFPAccessTrap

```

// AArch64.AdvSIMDFPAccessTrap()
// =====
// Trapped access to Advanced SIMD or FP registers due to CPACR[].

AArch64.AdvSIMDFPAccessTrap(bits(2) target_e1)
  bits(64) preferred_exception_return = ThisInstrAddr();
  ExceptionRecord exception;
  vect_offset = 0x0;

  route_to_e12 = (target_e1 == EL1 && EL2Enabled() && HCR_EL2.TGE == '1');

  if route_to_e12 then
    exception = ExceptionSyndrome(ExceptionUncategorized);
    AArch64.TakeException(EL2, exception, preferred_exception_return, vect_offset);
  else
    exception = ExceptionSyndrome(ExceptionAdvSIMDFPAccessTrap);
    exception.syndrome <24:20> = ConditionSyndrome();
    AArch64.TakeException(target_e1, exception, preferred_exception_return, vect_offset);

  return;
  
```

aarch64/exceptions/traps/AArch64.CheckCP15InstrCoarseTraps

```

// AArch64.CheckCP15InstrCoarseTraps()
// =====
// Check for coarse-grained AArch32 traps to System registers in the
// coproc=0b1111 encoding space by HSTR_EL2 and HCR_EL2.

AArch64.CheckCP15InstrCoarseTraps(integer CRn, integer nreg, integer CRm)
  trapped_encoding = ((CRn == 9 && CRm IN {0,1,2, 5,6,7,8 }) ||
                    (CRn == 10 && CRm IN {0,1, 4, 8 }) ||
                    (CRn == 11 && CRm IN {0,1,2,3,4,5,6,7,8,15}));

  // Check for coarse-grained Hyp traps
  if PSTATE.EL IN {EL0, EL1} && EL2Enabled() then
    major = if nreg == 1 then CRn else CRm;
    // Check for MCR, MRC, MCRR, and MRRC disabled by HSTR_EL2 <CRn/CRm>
    // and MRC and MCR disabled by HCR_EL2.TIDCP.
    if (!(major IN {4,14}) && HSTR_EL2 <major> == '1') ||
        (HCR_EL2.TIDCP == '1' && nreg == 1 && trapped_encoding) then
      if (PSTATE.EL == EL0 &&
          boolean IMPLEMENTATION_DEFINED "UNDEF unallocated CP15 access at EL0") then
        UNDEFINED;
        AArch64.AArch32SystemAccessTrap(EL2, 0x3);
      
```

aarch64/exceptions/traps/AArch64.CheckFPAdvSIMDEnabled

```
// AArch64.CheckFPAdvSIMDEnabled()
// =====

AArch64.CheckFPAdvSIMDEnabled()
    AArch64.CheckFPEEnabled();
```

aarch64/exceptions/traps/AArch64.CheckFPAdvSIMDTrap

```
// AArch64.CheckFPAdvSIMDTrap()
// =====
// Check against CPTR_EL2 and CPTR_EL3.

AArch64.CheckFPAdvSIMDTrap()
    if PSTATE.EL IN {EL0, EL1, EL2} && EL2Enabled() then
        // Check if access disabled in CPTR_EL2
        if CPTR_EL2.TFP == '1' then AArch64.AdvSIMDFPAccessTrap(EL2);
```

aarch64/exceptions/traps/AArch64.CheckFPEEnabled

```
// AArch64.CheckFPEEnabled()
// =====
// Check against CPACR[]

AArch64.CheckFPEEnabled()
    if PSTATE.EL IN {EL0, EL1} then
        // Check if access disabled in CPACR_EL1
        boolean disabled;
        case CPACR_EL1.FPEN of
            when 'x0' disabled = TRUE;
            when '01' disabled = PSTATE.EL == EL0;
            when '11' disabled = FALSE;
        if disabled then AArch64.AdvSIMDFPAccessTrap(EL1);

    AArch64.CheckFPAdvSIMDTrap(); // Also check against CPTR_EL2 and CPTR_EL3
```

aarch64/exceptions/traps/AArch64.CheckForSMCUndefOrTrap

```
// AArch64.CheckForSMCUndefOrTrap()
// =====
// Check for UNDEFINED or trap on SMC instruction

AArch64.CheckForSMCUndefOrTrap(bits(16) imm)
    if PSTATE.EL == EL0 then UNDEFINED;
    route_to_e12 = FALSE;
    if !HaveEL(EL3) || PSTATE.EL == EL0 then
        UNDEFINED;
    route_to_e12 = PSTATE.EL == EL1 && EL2Enabled() && HCR_EL2.TSC == '1';
    if route_to_e12 then
        bits(64) preferred_exception_return = ThisInstrAddr();
        vect_offset = 0x0;
        exception = ExceptionSyndrome(Exception_MonitorCall);
        exception.syndrome<15:0> = imm;
        exception.trappedsyscallinst = TRUE;
        AArch64.TakeException(EL2, exception, preferred_exception_return, vect_offset);
```

aarch64/exceptions/traps/AArch64.CheckForWfxTrap

```
// AArch64.CheckForWfxTrap()
// =====
// Check for trap on WFE or WFI instruction

AArch64.CheckForWfxTrap(bits(2) target_el, WfxType wfxtype)
    assert HaveEL(target_el);

    boolean is_wfe = wfxtype == WfxType_WFE;
    boolean trap;
    case target_el of
        when EL1
            trap = (if is_wfe then SCTLR[].nTWE else SCTLR[].nTWI) == '0';
        when EL2
            trap = (if is_wfe then HCR_EL2.TWE else HCR_EL2.TWI) == '1';

    if trap then
        AArch64.WfxTrap(wfxtype, target_el);
```

aarch64/exceptions/traps/AArch64.CheckIllegalState

```
// AArch64.CheckIllegalState()
// =====
// Check PSTATE.IL bit and generate Illegal Execution state exception if set.

AArch64.CheckIllegalState()
    if PSTATE.IL == '1' then
        route_to_el2 = PSTATE.EL == EL0 && EL2Enabled() && HCR_EL2.TGE == '1';

        bits(64) preferred_exception_return = ThisInstrAddr();
        vect_offset = 0x0;

        exception = ExceptionSyndrome(Exception_IllegalState);

        if UInt(PSTATE.EL) > UInt(EL1) then
            AArch64.TakeException(PSTATE.EL, exception, preferred_exception_return, vect_offset);
        elsif route_to_el2 then
            AArch64.TakeException(EL2, exception, preferred_exception_return, vect_offset);
        else
            AArch64.TakeException(EL1, exception, preferred_exception_return, vect_offset);
```

aarch64/exceptions/traps/AArch64.MonitorModeTrap

```
// AArch64.MonitorModeTrap()
// =====
// Trapped use of Monitor mode features in a Secure EL1 AArch32 mode

AArch64.MonitorModeTrap()
    bits(64) preferred_exception_return = ThisInstrAddr();
    vect_offset = 0x0;

    exception = ExceptionSyndrome(Exception_Uncategorized);

    if IsSecureEL2Enabled() then
        AArch64.TakeException(EL2, exception, preferred_exception_return, vect_offset);
    AArch64.TakeException(EL3, exception, preferred_exception_return, vect_offset);
```

aarch64/exceptions/traps/AArch64.SystemAccessTrap

```
// AArch64.SystemAccessTrap()
// =====
// Trapped access to AArch64 system register or system instruction.
```



```
AArch64.SystemAccessTrap(bits(2) target_el, integer ec)
  assert HaveEL(target_el) && target_el != EL0 && UInt(target_el) >= UInt(PSTATE.EL);

  bits(64) preferred_exception_return = ThisInstrAddr();
  vect_offset = 0x0;

  exception = AArch64.SystemAccessTrapSyndrome(ThisInstr(), ec);
  AArch64.TakeException(target_el, exception, preferred_exception_return, vect_offset);
```

aarch64/exceptions/traps/AArch64.SystemAccessTrapSyndrome

```
// AArch64.SystemAccessTrapSyndrome()
// =====
// Returns the syndrome information for traps on AArch64 MSR/MRS instructions.

ExceptionRecord AArch64.SystemAccessTrapSyndrome(bits(32) instr_in, integer ec)
  ExceptionRecord exception;
  bits(32) instr = instr_in;
  case ec of
    when 0x0 // Trapped access due to unknown
      reason.
        exception = ExceptionSyndrome(ExceptionUncategorized);
    when 0x7 // Trapped access to SVE, Advance
      SIMD&FP system register.
        exception = ExceptionSyndrome(ExceptionAdvSIMDFPAccessTrap);
        exception.syndrome<24:20> = ConditionSyndrome();
    when 0x18 // Trapped access to system
      register or system instruction.
        exception = ExceptionSyndrome(ExceptionSystemRegisterTrap);
        instr = ThisInstr();
        exception.syndrome<21:20> = instr<20:19>; // Op0
        exception.syndrome<19:17> = instr<7:5>; // Op2
        exception.syndrome<16:14> = instr<18:16>; // Op1
        exception.syndrome<13:10> = instr<15:12>; // CRn
        exception.syndrome<9:5> = instr<4:0>; // Rt
        exception.syndrome<4:1> = instr<11:8>; // CRm
        exception.syndrome<0> = instr<21>; // Direction
    otherwise
      Unreachable();

  return exception;
```

aarch64/exceptions/traps/AArch64.UndefinedFault

```
// AArch64.UndefinedFault()
// =====

AArch64.UndefinedFault()

  route_to_el2 = PSTATE.EL == EL0 && EL2Enabled() && HCR_EL2.TGE == '1';
  bits(64) preferred_exception_return = ThisInstrAddr();
  vect_offset = 0x0;

  exception = ExceptionSyndrome(ExceptionUncategorized);

  if UInt(PSTATE.EL) > UInt(EL1) then
    AArch64.TakeException(PSTATE.EL, exception, preferred_exception_return, vect_offset);
  elseif route_to_el2 then
    AArch64.TakeException(EL2, exception, preferred_exception_return, vect_offset);
  else
    AArch64.TakeException(EL1, exception, preferred_exception_return, vect_offset);
```

aarch64/exceptions/traps/AArch64.WFxTrap

```
// AArch64.WFxTrap()
// =====

AArch64.WFxTrap(WFxType wfxtype, bits(2) target_e1)
    assert UInt(target_e1) > UInt(PSTATE.EL);

    bits(64) preferred_exception_return = ThisInstrAddr();
    vect_offset = 0x0;

    exception = ExceptionSyndrome(Exception_WFxTrap);
    exception.syndrome<24:20> = ConditionSyndrome();

    case wfxtype of
        when WFxType_WFI
            exception.syndrome<0> = '0';
        when WFxType_WFE
            exception.syndrome<0> = '1';

    if target_e1 == EL1 && EL2Enabled() && HCR_EL2.TGE == '1' then
        AArch64.TakeException(EL2, exception, preferred_exception_return, vect_offset);
    else
        AArch64.TakeException(target_e1, exception, preferred_exception_return, vect_offset);
```

aarch64/exceptions/traps/CheckFPAdvSIMDEnabled64

```
// CheckFPAdvSIMDEnabled64()
// =====
// AArch64 instruction wrapper

CheckFPAdvSIMDEnabled64()
    AArch64.CheckFPAdvSIMDEnabled();
```

aarch64/exceptions/traps/CheckFPEEnabled64

```
// CheckFPEEnabled64()
// =====
// AArch64 instruction wrapper

CheckFPEEnabled64()
    AArch64.CheckFPEEnabled();
```

I1.1.3 aarch64/functions

This section includes the following pseudocode functions:

- [aarch64/functions/aborts/AArch64.FaultSyndrome](#) on page I1-324.
- [aarch64/functions/cache/AArch64.DataMemZero](#) on page I1-325.
- [aarch64/functions/exclusive/AArch64.ExclusiveMonitorsPass](#) on page I1-325.
- [aarch64/functions/exclusive/AArch64.IsExclusiveVA](#) on page I1-326.
- [aarch64/functions/exclusive/AArch64.MarkExclusiveVA](#) on page I1-326.
- [aarch64/functions/exclusive/AArch64.SetExclusiveMonitors](#) on page I1-326.
- [aarch64/functions/fusedrstep/FP RSqrtStepFused](#) on page I1-326.
- [aarch64/functions/fusedrstep/FP RecipStepFused](#) on page I1-327.
- [aarch64/functions/memory/AArch64.CheckAlignment](#) on page I1-328.
- [aarch64/functions/memory/AArch64.MemSingle](#) on page I1-328.
- [aarch64/functions/memory/AArch64.TranslateAddressForAtomicAccess](#) on page I1-330.
- [aarch64/functions/memory/CheckAllInAlignedQuantity](#) on page I1-330.

- [aarch64/functions/memory/CheckSPAlignment](#) on page I1-330.
- [aarch64/functions/memory/CheckSingleAccessAttributes](#) on page I1-331.
- [aarch64/functions/memory/Mem](#) on page I1-332.
- [aarch64/functions/memory/MemAtomic](#) on page I1-334.
- [aarch64/functions/memory/MemAtomicCompareAndSwap](#) on page I1-334.
- [aarch64/functions/pac/addpac/AddPAC](#) on page I1-335.
- [aarch64/functions/pac/addpacda/AddPACDA](#) on page I1-336.
- [aarch64/functions/pac/addpacdb/AddPACDB](#) on page I1-337.
- [aarch64/functions/pac/addpacga/AddPACGA](#) on page I1-337.
- [aarch64/functions/pac/addpacia/AddPACIA](#) on page I1-337.
- [aarch64/functions/pac/addpacib/AddPACIB](#) on page I1-338.
- [aarch64/functions/pac/auth/AArch64.PACFailException](#) on page I1-339.
- [aarch64/functions/pac/auth/Auth](#) on page I1-339.
- [aarch64/functions/pac/authda/AuthDA](#) on page I1-340.
- [aarch64/functions/pac/authdb/AuthDB](#) on page I1-340.
- [aarch64/functions/pac/authia/AuthIA](#) on page I1-341.
- [aarch64/functions/pac/authib/AuthIB](#) on page I1-341.
- [aarch64/functions/pac/calcbottompacbit/CalculateBottomPACBit](#) on page I1-342.
- [aarch64/functions/pac/computepac/ComputePAC](#) on page I1-342.
- [aarch64/functions/pac/computepac/PACCellInvShuffle](#) on page I1-344.
- [aarch64/functions/pac/computepac/PACCellShuffle](#) on page I1-344.
- [aarch64/functions/pac/computepac/PACInvSub](#) on page I1-344.
- [aarch64/functions/pac/computepac/PACMult](#) on page I1-345.
- [aarch64/functions/pac/computepac/PACSub](#) on page I1-345.
- [aarch64/functions/pac/computepac/PacSub1](#) on page I1-346.
- [aarch64/functions/pac/computepac/RC](#) on page I1-346.
- [aarch64/functions/pac/computepac/RotCell](#) on page I1-346.
- [aarch64/functions/pac/computepac/TweakCellInvRot](#) on page I1-346.
- [aarch64/functions/pac/computepac/TweakCellRot](#) on page I1-347.
- [aarch64/functions/pac/computepac/TweakInvShuffle](#) on page I1-347.
- [aarch64/functions/pac/computepac/TweakShuffle](#) on page I1-347.
- [aarch64/functions/pac/pac/ConstPACField](#) on page I1-348.
- [aarch64/functions/pac/pac/HaveEnhancedPAC](#) on page I1-348.
- [aarch64/functions/pac/pac/HaveEnhancedPAC2](#) on page I1-348.
- [aarch64/functions/pac/pac/HaveFPAC](#) on page I1-348.
- [aarch64/functions/pac/pac/HaveFPACCombined](#) on page I1-348.
- [aarch64/functions/pac/pac/HavePACExt](#) on page I1-348.
- [aarch64/functions/pac/pac/HavePACIMP](#) on page I1-349.
- [aarch64/functions/pac/pac/HavePACQARMA3](#) on page I1-349.
- [aarch64/functions/pac/pac/HavePACQARMA5](#) on page I1-349.
- [aarch64/functions/pac/pac/PtrHasUpperAndLowerAddRanges](#) on page I1-349.
- [aarch64/functions/pac/strip/Strip](#) on page I1-349.
- [aarch64/functions/pac/trappacuse/TrapPACUse](#) on page I1-350.
- [aarch64/functions/ras/AArch64.ESBOperation](#) on page I1-350.
- [aarch64/functions/ras/AArch64.PhysicalSErrorSyndrome](#) on page I1-351.
- [aarch64/functions/ras/AArch64.ReportDeferredSError](#) on page I1-351.
- [aarch64/functions/ras/AArch64.vESBOperation](#) on page I1-351.
- [aarch64/functions/registers/AArch64.MaybeZeroRegisterUppers](#) on page I1-351.
- [aarch64/functions/registers/AArch64.ResetGeneralRegisters](#) on page I1-352.
- [aarch64/functions/registers/AArch64.ResetSIMDFPRegisters](#) on page I1-352.

- [aarch64/functions/registers/AArch64.ResetSpecialRegisters](#) on page I1-352.
- [aarch64/functions/registers/AArch64.ResetSystemRegisters](#) on page I1-353.
- [aarch64/functions/registers/PC](#) on page I1-353.
- [aarch64/functions/registers/SP](#) on page I1-353.
- [aarch64/functions/registers/V](#) on page I1-353.
- [aarch64/functions/registers/Vpart](#) on page I1-354.
- [aarch64/functions/registers/X](#) on page I1-354.
- [aarch64/functions/sysregisters/CNTKCTL](#) on page I1-355.
- [aarch64/functions/sysregisters/CNTKCTLType](#) on page I1-355.
- [aarch64/functions/sysregisters/CPACR](#) on page I1-355.
- [aarch64/functions/sysregisters/CPACRType](#) on page I1-355.
- [aarch64/functions/sysregisters/ELR](#) on page I1-356.
- [aarch64/functions/sysregisters/ESR](#) on page I1-356.
- [aarch64/functions/sysregisters/ESRType](#) on page I1-357.
- [aarch64/functions/sysregisters/FAR](#) on page I1-357.
- [aarch64/functions/sysregisters/MAIR](#) on page I1-357.
- [aarch64/functions/sysregisters/MAIRType](#) on page I1-358.
- [aarch64/functions/sysregisters/MPUIR](#) on page I1-358.
- [aarch64/functions/sysregisters/MPUIRType](#) on page I1-358.
- [aarch64/functions/sysregisters/PRBARn](#) on page I1-358.
- [aarch64/functions/sysregisters/PRBARnType](#) on page I1-358.
- [aarch64/functions/sysregisters/PRLARn](#) on page I1-358.
- [aarch64/functions/sysregisters/PRLARnType](#) on page I1-359.
- [aarch64/functions/sysregisters/SCTLR](#) on page I1-359.
- [aarch64/functions/sysregisters/SCTLRType](#) on page I1-359.
- [aarch64/functions/sysregisters/VBAR](#) on page I1-359.
- [aarch64/functions/system/AArch64.ImpDefSysInstr](#) on page I1-359.
- [aarch64/functions/system/AArch64.ImpDefSysInstrWithResult](#) on page I1-359.
- [aarch64/functions/system/AArch64.ImpDefSysRegRead](#) on page I1-360.
- [aarch64/functions/system/AArch64.ImpDefSysRegWrite](#) on page I1-360.
- [aarch64/functions/system/AArch64.SysInstr](#) on page I1-360.
- [aarch64/functions/system/AArch64.SysInstrWithResult](#) on page I1-360.
- [aarch64/functions/system/AArch64.SysRegRead](#) on page I1-360.
- [aarch64/functions/system/AArch64.SysRegWrite](#) on page I1-360.

aarch64/functions/aborts/AArch64.FaultSyndrome

```
// AArch64.FaultSyndrome()
// =====
// Creates an exception syndrome value for Abort and Watchpoint exceptions taken to
// an Exception level using AArch64.

bits(25) AArch64.FaultSyndrome(boolean d_side, FaultRecord fault)
    assert fault.statuscode != Fault_None;

    bits(25) iss = Zeros();

    if HaveRASExt() && IsAsyncAbort(fault) then
        iss<12:11> = fault.errortype; // SET

    if d_side then
        if (IsSecondStage(fault) && !fault.s2fs1walk &&
            (!IsExternalSyncAbort(fault) ||
             (!HaveRASExt() && fault.acctype == AccType_TTW &&
              boolean IMPLEMENTATION_DEFINED "ISV on second stage translation table walk"))) then
            iss<24:14> = LSInstructionSyndrome();
```

```

if fault.acctype IN {AccType_DC, AccType_IC, AccType_AT, AccType_ATPAN} then
    iss<8> = '1'; iss<6> = '1';
else
    iss<6> = if fault.write then '1' else '0';

if IsExternalAbort(fault) then iss<9> = fault.extflag;
iss<7> = if fault.s2fs1walk then '1' else '0';
iss<5:0> = EncodeLDFSC(fault.statuscode, fault.level);

return iss;

```

aarch64/functions/cache/AArch64.DataMemZero

```

// AArch64.DataMemZero()
// =====
// Write Zero to data memory

AArch64.DataMemZero(bits(64) regval, bits(64) address, AddressDescriptor memaddrdesc_in, integer size)
    iswrite = TRUE;
    AddressDescriptor memaddrdesc = memaddrdesc_in;
    for i = 0 to size-1
        accdesc = CreateAccessDescriptor(ArchType_DCZVA);
        memstatus = PhysMemWrite(memaddrdesc, 1, accdesc, Zeros());
        if IsFault(memstatus) then
            HandleExternalWriteAbort(memstatus, memaddrdesc, 1, accdesc);
        memaddrdesc.paddress.address = memaddrdesc.paddress.address + 1;
    return;

```

aarch64/functions/exclusive/AArch64.ExclusiveMonitorsPass

```

// AArch64.ExclusiveMonitorsPass()
// =====
// Return TRUE if the Exclusives monitors for the current PE include all of the addresses
// associated with the virtual address region of size bytes starting at address.
// The immediately following memory write must be to the same addresses.

boolean AArch64.ExclusiveMonitorsPass(bits(64) address, integer size)

    // It is IMPLEMENTATION DEFINED whether the detection of memory aborts happens
    // before or after the check on the local Exclusives monitor. As a result a failure
    // of the local monitor can occur on some implementations even if the memory
    // access would give an memory abort.

    acctype = AccType_ATOMIC;
    iswrite = TRUE;

    aligned = AArch64.CheckAlignment(address, size, acctype, iswrite);

    passed = AArch64.IsExclusiveVA(address, ProcessorID(), size);
    if !passed then
        return FALSE;

    memaddrdesc = AArch64.TranslateAddress(address, acctype, iswrite, aligned, size);
    // Check for aborts or debug exceptions
    if IsFault(memaddrdesc) then
        AArch64.Abort(address, memaddrdesc.fault);

    passed = IsExclusiveLocal(memaddrdesc.paddress, ProcessorID(), size);
    ClearExclusiveLocal(ProcessorID());

    if passed then
        if memaddrdesc.memattrs.shareability != Shareability_NSH then
            passed = IsExclusiveGlobal(memaddrdesc.paddress, ProcessorID(), size);

```

```
return passed;
```

aarch64/functions/exclusive/AArch64.IsExclusiveVA

```
// An optional IMPLEMENTATION DEFINED test for an exclusive access to a virtual
// address region of size bytes starting at address.
//
// It is permitted (but not required) for this function to return FALSE and
// cause a store exclusive to fail if the virtual address region is not
// totally included within the region recorded by MarkExclusiveVA().
//
// It is always safe to return TRUE which will check the physical address only.
boolean AArch64.IsExclusiveVA(bits(64) address, integer processorid, integer size);
```

aarch64/functions/exclusive/AArch64.MarkExclusiveVA

```
// Optionally record an exclusive access to the virtual address region of size bytes
// starting at address for processorid.
AArch64.MarkExclusiveVA(bits(64) address, integer processorid, integer size);
```

aarch64/functions/exclusive/AArch64.SetExclusiveMonitors

```
// AArch64.SetExclusiveMonitors()
// =====
// Sets the Exclusives monitors for the current PE to record the addresses associated
// with the virtual address region of size bytes starting at address.
```

```
AArch64.SetExclusiveMonitors(bits(64) address, integer size)
    acctype = AccType_ATOMIC;
    iswrite = FALSE;

    aligned = AArch64.CheckAlignment(address, size, acctype, iswrite);

    memaddrdesc = AArch64.TranslateAddress(address, acctype, iswrite, aligned, size);
    // Check for aborts or debug exceptions
    if IsFault(memaddrdesc) then
        return;

    if memaddrdesc.memattrs.shareability != Shareability_NSH then
        MarkExclusiveGlobal(memaddrdesc.paddress, ProcessorID(), size);

        MarkExclusiveLocal(memaddrdesc.paddress, ProcessorID(), size);

        AArch64.MarkExclusiveVA(address, ProcessorID(), size);
```

aarch64/functions/fusedrstep/FPRSqrtStepFused

```
// FPRSqrtStepFused()
// =====

bits(N) FPRSqrtStepFused(bits(N) op1_in, bits(N) op2)
    assert N IN {16, 32, 64};
    bits(N) result;
    bits(N) op1 = op1_in;
    boolean done;
    FPCRType fpcr = FPCR[];
    op1 = FPNeg(op1);

    (type1, sign1, value1) = FPUntpack(op1, fpcr);
    (type2, sign2, value2) = FPUntpack(op2, fpcr);
```

```
(done,result) = FPProcessNaNs(type1, type2, op1, op2, fpcr);
FPRounding rounding = FPRoundingMode(fpcr);

if !done then
  inf1 = (type1 == FPType_Infinity);
  inf2 = (type2 == FPType_Infinity);
  zero1 = (type1 == FPType_Zero);
  zero2 = (type2 == FPType_Zero);

  if (inf1 && zero2) || (zero1 && inf2) then
    result = FPOnePointFive('0');
  elseif inf1 || inf2 then
    result = FPInfinity(sign1 EOR sign2);
  else
    // Fully fused multiply-add and halve
    result_value = (3.0 + (value1 * value2)) / 2.0;
    if result_value == 0.0 then
      // Sign of exact zero result depends on rounding mode
      sign = if rounding == FPRounding_NEGINF then '1' else '0';
      result = FPZero(sign);
    else
      result = FPRound(result_value, fpcr, rounding);

return result;
```

aarch64/functions/fusedrstep/FPRecipStepFused

```
// FPRecipStepFused()
// =====

bits(N) FPRecipStepFused(bits(N) op1_in, bits(N) op2)
  assert N IN {16, 32, 64};
  bits(N) op1 = op1_in;
  bits(N) result;
  boolean done;
  FPCRTYPE fpcr = FPCR[];
  op1 = FPNeg(op1);

  (type1,sign1,value1) = FPUntpack(op1, fpcr);
  (type2,sign2,value2) = FPUntpack(op2, fpcr);
  (done,result) = FPProcessNaNs(type1, type2, op1, op2, fpcr);
  FPRounding rounding = FPRoundingMode(fpcr);

  if !done then
    inf1 = (type1 == FPType_Infinity);
    inf2 = (type2 == FPType_Infinity);
    zero1 = (type1 == FPType_Zero);
    zero2 = (type2 == FPType_Zero);

    if (inf1 && zero2) || (zero1 && inf2) then
      result = FPTwo('0');
    elseif inf1 || inf2 then
      result = FPInfinity(sign1 EOR sign2);
    else
      // Fully fused multiply-add
      result_value = 2.0 + (value1 * value2);
      if result_value == 0.0 then
        // Sign of exact zero result depends on rounding mode
        sign = if rounding == FPRounding_NEGINF then '1' else '0';
        result = FPZero(sign);
      else
        result = FPRound(result_value, fpcr, rounding);

  return result;
```

aarch64/functions/memory/AArch64.CheckAlignment

```
// AArch64.CheckAlignment()
// =====

boolean AArch64.CheckAlignment(bits(64) address, integer alignment, AccType acctype,
                               boolean iswrite)

    aligned = (address == Align(address, alignment));
    atomic = acctype IN { AccType_ATOMIC, AccType_ATOMICRW, AccType_ORDEREDATOMIC,
                        AccType_ORDEREDATOMICRW, AccType_A32LSMD };
    ordered = acctype IN { AccType_ORDERED, AccType_ORDEREDRW, AccType_ORDEREDATOMIC,
                          AccType_ORDEREDATOMICRW };
    vector = acctype == AccType_VEC;
    boolean check;
    if SCTLR[.A == '1' then check = TRUE;
    elsif HaveLSE2Ext() then
        check = (UInt(address<3:0>) + alignment > 16) && ((ordered && SCTLR[.nAA == '0'] || atomic);
    else check = atomic || ordered;

    if check && !aligned then
        secondstage = FALSE;
        AArch64.Abort(address, AlignmentFault(acctype, iswrite, secondstage));

    return aligned;
```

aarch64/functions/memory/AArch64.MemSingle

```
// AArch64.MemSingle[] - non-assignment (read) form
// =====
// Perform an atomic, little-endian read of 'size' bytes.

bits(size*8) AArch64.MemSingle(bits(64) address, integer size, AccType acctype, boolean aligned]
    boolean ispair = FALSE;
    return AArch64.MemSingle[address, size, acctype, aligned, ispair];

// AArch64.MemSingle[] - non-assignment (read) form
// =====
// Perform an atomic, little-endian read of 'size' bytes.

bits(size*8) AArch64.MemSingle(bits(64) address, integer size, AccType acctype, boolean aligned, boolean
ispair]
    assert size IN {1, 2, 4, 8, 16};
    constant halfsize = size DIV 2;
    if HaveLSE2Ext() then
        assert CheckAllInAlignedQuantity(address, size, 16);
    else
        assert address == Align(address, size);

    AddressDescriptor memaddrdesc;
    bits(size*8) value;
    iswrite = FALSE;

    memaddrdesc = AArch64.TranslateAddress(address, acctype, iswrite, aligned, size);
    // Check for aborts or debug exceptions
    if IsFault(memaddrdesc) then
        AArch64.Abort(address, memaddrdesc.fault);

    // Memory array access
    accdesc = CreateAccessDescriptor(acctype);

    (atomic, splitpair) = CheckSingleAccessAttributes(address, memaddrdesc.memattrs, size, acctype,
iswrite, aligned, ispair);
    PhysMemRetStatus memstatus;
    if atomic then
        (memstatus, value) = PhysMemRead(memaddrdesc, size, accdesc);
```



```

    if IsFault(memstatus) then
        HandleExternalReadAbort(memstatus, memaddrdesc, size, accdesc);
    elsif splitpair then
        assert ispair;
        bits(halfsize * 8) lowhalf, highhalf;
        (memstatus, lowhalf) = PhysMemRead(memaddrdesc, halfsize, accdesc);
        if IsFault(memstatus) then
            HandleExternalReadAbort(memstatus, memaddrdesc, halfsize, accdesc);
        memaddrdesc.paddress.address = memaddrdesc.paddress.address + halfsize;
        (memstatus, highhalf) = PhysMemRead(memaddrdesc, halfsize, accdesc);
        if IsFault(memstatus) then
            HandleExternalReadAbort(memstatus, memaddrdesc, halfsize, accdesc);

        value = highhalf:lowhalf;
    else
        for i = 0 to size-1
            (memstatus, value<8*i+7:8*i>) = PhysMemRead(memaddrdesc, 1, accdesc);
            if IsFault(memstatus) then
                HandleExternalReadAbort(memstatus, memaddrdesc, 1, accdesc);
            memaddrdesc.paddress.address = memaddrdesc.paddress.address + 1;
        return value;

// AArch64.MemSingle[] - assignment (write) form
// =====

AArch64.MemSingle[bits(64) address, integer size, AccType acctype, boolean aligned] = bits(size*8) value
boolean ispair = FALSE;
AArch64.MemSingle[address, size, acctype, aligned, ispair] = value;
return;

// AArch64.MemSingle[] - assignment (write) form
// =====
// Perform an atomic, little-endian write of 'size' bytes.

AArch64.MemSingle[bits(64) address, integer size, AccType acctype, boolean aligned, boolean ispair] =
bits(size*8) value
assert size IN {1, 2, 4, 8, 16};
constant halfsize = size DIV 2;
if HaveLSE2Ext() then
    assert CheckAllInAlignedQuantity(address, size, 16);
else
    assert address == Align(address, size);

AddressDescriptor memaddrdesc;
iswrite = TRUE;

memaddrdesc = AArch64.TranslateAddress(address, acctype, iswrite, aligned, size);
// Check for aborts or debug exceptions
if IsFault(memaddrdesc) then
    AArch64.Abort(address, memaddrdesc.fault);

// Effect on exclusives
if memaddrdesc.memattrs.shareability != Shareability_NSH then
    ClearExclusiveByAddress(memaddrdesc.paddress, ProcessorID(), size);

// Memory array access
accdesc = CreateAccessDescriptor(acctype);

PhysMemRetStatus memstatus;
(atomic, splitpair) = CheckSingleAccessAttributes(address, memaddrdesc.memattrs, size, acctype,
iswrite, aligned, ispair);
if atomic then
    memstatus = PhysMemWrite(memaddrdesc, size, accdesc, value);
    if IsFault(memstatus) then
        HandleExternalWriteAbort(memstatus, memaddrdesc, size, accdesc);
elseif splitpair then
    assert ispair;
    bits(halfsize*8) lowhalf, highhalf;

```

```
<highhalf, lowhalf> = value;

memstatus = PhysMemWrite(memaddrdesc, halfsize, accdesc, lowhalf);
if IsFault(memstatus) then
    HandleExternalWriteAbort(memstatus, memaddrdesc, halfsize, accdesc);
memaddrdesc.paddress.address = memaddrdesc.paddress.address + halfsize;
memstatus = PhysMemWrite(memaddrdesc, halfsize, accdesc, highhalf);
if IsFault(memstatus) then
    HandleExternalWriteAbort(memstatus, memaddrdesc, halfsize, accdesc);
else
    for i = 0 to size-1
        memstatus = PhysMemWrite(memaddrdesc, 1, accdesc, value<8*i+7:8*i>);
        if IsFault(memstatus) then
            HandleExternalWriteAbort(memstatus, memaddrdesc, 1, accdesc);
        memaddrdesc.paddress.address = memaddrdesc.paddress.address + 1;
return;
```

aarch64/functions/memory/AArch64.TranslateAddressForAtomicAccess

```
// AArch64.TranslateAddressForAtomicAccess()
// =====
// Performs an alignment check for atomic memory operations.
// Also translates 64-bit Virtual Address into Physical Address.

AddressDescriptor AArch64.TranslateAddressForAtomicAccess(bits(64) address, integer sizeinbits)
    boolean iswrite = FALSE;
    size = sizeinbits DIV 8;

    assert size IN {1, 2, 4, 8, 16};

    aligned = AArch64.CheckAlignment(address, size, AccType_ATOMICRW, iswrite);

    // MMU or MPU lookup
    memaddrdesc = AArch64.TranslateAddress(address, AccType_ATOMICRW, iswrite,
        aligned, size);

    // Check for aborts or debug exceptions
    if IsFault(memaddrdesc) then
        AArch64.Abort(address, memaddrdesc.fault);

    // Effect on exclusives
    if memaddrdesc.memattrs.shareability != Shareability_NSH then
        ClearExclusiveByAddress(memaddrdesc.paddress, ProcessorID(), size);

    return memaddrdesc;
```

aarch64/functions/memory/CheckAllInAlignedQuantity

```
// CheckAllInAlignedQuantity()
// =====
// Returns TRUE if all accessed bytes are within one aligned quantity, FALSE otherwise.

boolean CheckAllInAlignedQuantity(bits(64) address, integer size, integer alignment)
    assert(size <= alignment);
    return Align(address+size-1, alignment) == Align(address, alignment);
```

aarch64/functions/memory/CheckSPAlignment

```
// CheckSPAlignment()
// =====
// Check correct stack pointer alignment for AArch64 state.

CheckSPAlignment()
```

```

bits(64) sp = SP[];
boolean stack_align_check;
if PSTATE.EL == EL0 then
    stack_align_check = (SCTLR[].SA0 != '0');
else
    stack_align_check = (SCTLR[].SA != '0');

if stack_align_check && sp != Align(sp, 16) then
    AArch64.SPAlignmentFault();

return;

```

aarch64/functions/memory/CheckSingleAccessAttributes

```

// CheckSingleAccessAttributes()
// =====
//
// When FEAT_LSE2 is implemented, a MemSingle[] access needs to be further assessed once the memory
// attributes are determined.
// If it was aligned to access size or targets Normal Inner Write-Back, Outer Write-Back Cacheable
// memory then it is single copy atomic and there is no alignment fault.
// If not, for exclusives, atomics and non atomic acquire release instructions - it is CONSTRAINED
UNPREDICTABLE
// if they generate an alignment fault. If they do not generate an alignment fault - they are
// single copy atomic.
// Otherwise it is IMPLEMENTATION DEFINED - if they are single copy atomic.
//
// The function returns (atomic, splitpair), where
// atomic indicates if the access is single copy atomic.
// splitpair indicates that a load/store pair is split into 2 single copy atomic accesses.
// when atomic and splitpair are both FALSE - the access is not single copy atomic and may be
treated
// as byte accesses.

(boolean, boolean) CheckSingleAccessAttributes(bits(64) address, MemoryAttributes memattrs, integer
size,
    AccType acctype, boolean iswrite, boolean aligned, boolean ispair)
    isnormalwb = (memattrs.memtype == MemType_Normal &&
        memattrs.inner.attrs == MemAttr_WB &&
        memattrs.outer.attrs == MemAttr_WB);

    atomic = TRUE;
    splitpair = FALSE;
    if isnormalwb then return (atomic, splitpair);

    accatomic = acctype IN { AccType_ATOMIC, AccType_ATOMICRW, AccType_ORDEREDATOMIC,
AccType_ORDEREDATOMICRW, AccType_A32LSMD };
    ordered = acctype IN { AccType_ORDERED, AccType_ORDEREDRW, AccType_ORDEREDATOMIC,
AccType_ORDEREDATOMICRW };

    if !aligned && (accatomic || ordered) then
        atomic = ConstrainUnpredictableBool();
        if !atomic then
            secondstage = FALSE;
            AArch64.Abort(address, AlignmentFault(acctype, iswrite, secondstage));
        else
            return (atomic, splitpair);

    if ispair && aligned then
        // load / store pair requests that are aligned to each register access are split into 2 single
copy atomic accesses
        atomic = FALSE;
        splitpair = TRUE;
        return (atomic, splitpair);

    if aligned then

```

```

    return (atomic, splitpair);

    atomic = boolean IMPLEMENTATION_DEFINED "Misaligned accesses within 16 byte aligned memory but not
    Normal Cacheable Writeback are Atomic";

    return (atomic, splitpair);
  
```

aarch64/functions/memory/Mem

```

// Mem[] - non-assignment (read) form
// =====
// Perform a read of 'size' bytes. The access byte order is reversed for a big-endian access.
// Instruction fetches would call AArch64.MemSingle directly.

bits(size*8) Mem[bits(64) address, integer size, AccType acctype]
  boolean ispair = FALSE;
  return Mem[address, size, acctype, ispair];

bits(size*8) Mem[bits(64) address, integer size, AccType acctype, boolean ispair]
  assert size IN {1, 2, 4, 8, 16};
  constant halfsize = size DIV 2;
  bits(size * 8) value;
  bits(halfsize * 8) lowhalf, highhalf;
  boolean iswrite = FALSE;
  boolean aligned;
  if ispair then
    // check alignment on size of element accessed, not overall access size
    aligned = AArch64.CheckAlignment(address, halfsize, acctype, iswrite);
  else
    aligned = AArch64.CheckAlignment(address, size, acctype, iswrite);
  boolean atomic;
  if size != 16 || !(acctype IN {AccType_VEC, AccType_VECSTREAM}) then
    if !HaveLSE2Ext() then
      atomic = aligned;
    else
      atomic = CheckAllInAlignedQuantity(address, size, 16);
  elseif acctype IN {AccType_VEC, AccType_VECSTREAM} then
    // 128-bit SIMD&FP loads are treated as a pair of 64-bit single-copy atomic accesses
    // 64-bit aligned.
    atomic = address == Align(address, 8);
  else
    // 16-byte integer access
    atomic = address == Align(address, 16);

  if !atomic && ispair && address == Align(address, halfsize) then
    single_is_pair = FALSE;
    single_is_aligned = TRUE;
    lowhalf = AArch64.MemSingle[address, halfsize, acctype, single_is_aligned, single_is_pair];
    highhalf = AArch64.MemSingle[address + halfsize, halfsize, acctype, single_is_aligned,
    single_is_pair];
    value = highhalf:lowhalf;
  elseif atomic && ispair then
    value = AArch64.MemSingle[address, size, acctype, aligned, ispair];
  elseif !atomic then

    assert size > 1;
    value<7:0> = AArch64.MemSingle[address, 1, acctype, aligned];

    // For subsequent bytes it is CONSTRAINED UNPREDICTABLE whether an unaligned Device memory
    // access will generate an Alignment Fault, as to get this far means the first byte did
    // not, so we must be changing to a new translation page.
    if !aligned then
      c = ConstrainUnpredictable();
      assert c IN {Constraint_FAULT, Constraint_NONE};
      if c == Constraint_NONE then aligned = TRUE;
  
```

```

    for i = 1 to size-1
        value<8*i+7:8*i> = AArch64.MemSingle[address+i, 1, acctype, aligned];
    elsif size == 16 && acctype IN {AccType_VEC, AccType_VECSTREAM} then
        lowhalf = AArch64.MemSingle[address, halfsize, acctype, aligned, ispair];
        highhalf = AArch64.MemSingle[address + halfsize, halfsize, acctype, aligned, ispair];
        value = highhalf:lowhalf;
    else
        value = AArch64.MemSingle[address, size, acctype, aligned, ispair];

    if BigEndian(acctype) then
        value = BigEndianReverse(value);

    return value;

// Mem[] - assignment (write) form
// =====
// Perform a write of 'size' bytes. The byte order is reversed for a big-endian access.

Mem[bits(64) address, integer size, AccType acctype] = bits(size*8) value_in
    boolean ispair = FALSE;
    Mem[address, size, acctype, ispair] = value_in;

Mem[bits(64) address, integer size, AccType acctype, boolean ispair] = bits(size*8) value_in
    boolean iswrite = TRUE;
    constant halfsize = size DIV 2;
    bits(size*8) value = value_in;
    bits(halfsize*8) lowhalf, highhalf;
    boolean atomic;
    boolean aligned;
    if BigEndian(acctype) then
        value = BigEndianReverse(value);

    if ispair then
        // check alignment on size of element accessed, not overall access size
        aligned = AArch64.CheckAlignment(address, halfsize, acctype, iswrite);
    else
        aligned = AArch64.CheckAlignment(address, size, acctype, iswrite);
    if ispair then
        atomic = CheckAllInAlignedQuantity(address, size, 16);
    elsif size != 16 || !(acctype IN {AccType_VEC, AccType_VECSTREAM}) then
        if !HaveLSE2Ext() then
            atomic = aligned;
        else
            atomic = CheckAllInAlignedQuantity(address, size, 16);
    elsif (acctype IN {AccType_VEC, AccType_VECSTREAM}) then
        // 128-bit SIMD&FP stores are treated as a pair of 64-bit single-copy atomic accesses
        // 64-bit aligned.
        atomic = address == Align(address, 8);
    else
        // 16-byte integer access
        atomic = address == Align(address, 16);

    if !atomic && ispair && address == Align(address, halfsize) then
        single_is_aligned = TRUE;
        <highhalf, lowhalf> = value;
        AArch64.MemSingle[address, halfsize, acctype, single_is_aligned, ispair] = lowhalf;
        AArch64.MemSingle[address + halfsize, halfsize, acctype, single_is_aligned, ispair] = highhalf;
    elsif atomic && ispair then
        AArch64.MemSingle[address, size, acctype, aligned, ispair] = value;
    elsif !atomic then
        assert size > 1;
        AArch64.MemSingle[address, 1, acctype, aligned] = value<7:0>;

    // For subsequent bytes it is CONSTRAINED UNPREDICTABLE whether an unaligned Device memory
    // access will generate an Alignment Fault, as to get this far means the first byte did
    // not, so we must be changing to a new translation page.
    if !aligned then
        c = ConstrainUnpredictable();

```

```

    assert c IN {Constraint_FAULT, Constraint_NONE};
    if c == Constraint_NONE then aligned = TRUE;

    for i = 1 to size-1
        AArch64.MemSingle[address+i, 1, acctype, aligned] = value<8*i+7:8*i>;
    elsif size == 16 && acctype IN {AccType_VEC, AccType_VECSTREAM} then
        <highhalf, lowhalf> = value;
        AArch64.MemSingle[address, halfsize, acctype, aligned, ispair] = lowhalf;
        AArch64.MemSingle[address + halfsize, halfsize, acctype, aligned, ispair] = highhalf;
    else
        AArch64.MemSingle[address, size, acctype, aligned, ispair] = value;
    return;
  
```

aarch64/functions/memory/MemAtomic

```

  // MemAtomic()
  // =====
  // Performs load and store memory operations for a given virtual address.

  bits(size) MemAtomic(bits(64) address, MemAtomicOp op, bits(size) value, AccType ldacctype, AccType
  stacctype)
    bits(size) newvalue;
    memaddrdesc = AArch64.TranslateAddressForAtomicAccess(address, size);
    ldaccdesc = CreateAccessDescriptor(ldacctype);
    staccdesc = CreateAccessDescriptor(stacctype);

    // All observers in the shareability domain observe the
    // following load and store atomically.
    (memstatus, oldvalue) = PhysMemRead(memaddrdesc, size DIV 8, ldaccdesc);
    if IsFault(memstatus) then
        HandleExternalReadAbort(memstatus, memaddrdesc, size DIV 8, ldaccdesc);
    if BigEndian(ldacctype) then
        oldvalue = BigEndianReverse(oldvalue);

    case op of
      when MemAtomicOp_ADD    newvalue = oldvalue + value;
      when MemAtomicOp_BIC    newvalue = oldvalue AND NOT(value);
      when MemAtomicOp_EOR    newvalue = oldvalue EOR value;
      when MemAtomicOp_ORR    newvalue = oldvalue OR value;
      when MemAtomicOp_SMAX   newvalue = if SInt(oldvalue) > SInt(value) then oldvalue else value;
      when MemAtomicOp_SMIN   newvalue = if SInt(oldvalue) > SInt(value) then value else oldvalue;
      when MemAtomicOp_UMAX   newvalue = if UInt(oldvalue) > UInt(value) then oldvalue else value;
      when MemAtomicOp_UMIN   newvalue = if UInt(oldvalue) > UInt(value) then value else oldvalue;
      when MemAtomicOp_SWP    newvalue = value;

    if BigEndian(stacctype) then
        newvalue = BigEndianReverse(newvalue);
    memstatus = PhysMemWrite(memaddrdesc, size DIV 8, staccdesc, newvalue);
    if IsFault(memstatus) then
        HandleExternalWriteAbort(memstatus, memaddrdesc, size DIV 8, staccdesc);

    // Load operations return the old (pre-operation) value
    return oldvalue;
  
```

aarch64/functions/memory/MemAtomicCompareAndSwap

```

  // MemAtomicCompareAndSwap()
  // =====
  // Compares the value stored at the passed-in memory address against the passed-in expected
  // value. If the comparison is successful, the value at the passed-in memory address is swapped
  // with the passed-in new_value.

  bits(size) MemAtomicCompareAndSwap(bits(64) address, bits(size) expectedvalue,
    bits(size) newvalue_in, AccType ldacctype, AccType stacctype)
  
```

```

bits(size) newvalue = newvalue_in;
memaddrdesc = AArch64.TranslateAddressForAtomicAccess(address, size);
ldaccdesc = CreateAccessDescriptor(ldacctype);
staccdesc = CreateAccessDescriptor(stacctype);

// All observers in the shareability domain observe the
// following load and store atomically.
(memstatus, oldvalue) = PhysMemRead(memaddrdesc, size DIV 8, ldaccdesc);
if IsFault(memstatus) then
  HandleExternalReadAbort(memstatus, memaddrdesc, size DIV 8, ldaccdesc);
if BigEndian(ldacctype) then
  oldvalue = BigEndianReverse(oldvalue);

if oldvalue == expectedvalue then
  if BigEndian(stacctype) then
    newvalue = BigEndianReverse(newvalue);
  memstatus = PhysMemWrite(memaddrdesc, size DIV 8, staccdesc, newvalue);
  if IsFault(memstatus) then
    HandleExternalWriteAbort(memstatus, memaddrdesc, size DIV 8, staccdesc);
return oldvalue;

```

aarch64/functions/pac/addpac/AddPAC

```

// AddPAC()
// =====
// Calculates the pointer authentication code for a 64-bit quantity and then
// inserts that into pointer authentication code field of that 64-bit quantity.

bits(64) AddPAC(bits(64) ptr, bits(64) modifier, bits(128) K, boolean data)
  bits(64) PAC;
  bits(64) result;
  bits(64) ext_ptr;
  bits(64) extfield;
  bit selbit;
  boolean tbi = EffectiveTBI(ptr, !data, PSTATE.EL) == '1';
  integer top_bit = if tbi then 55 else 63;

  // If tagged pointers are in use for a regime with two TTBRs, use bit<55> of
  // the pointer to select between upper and lower ranges, and preserve this.
  // This handles the awkward case where there is apparently no correct choice between
  // the upper and lower address range - ie an addr of 1xxxxxxx0... with TBI0=0 and TBI1=1
  // and 0xxxxxxx1 with TBI1=0 and TBI0=1:
  // This include EL1/EL0 in both VMSA and PMSA context.
  if PSTATE.EL == EL1 || PSTATE.EL == EL0 then
    assert S1TranslationRegime() == EL1;
    if S1TranslationRegime() == EL1 then
      // EL1 translation regime registers
      if data then
        if TCR_EL1.TBI1 == '1' || TCR_EL1.TBI0 == '1' then
          selbit = ptr<55>;
        else
          selbit = ptr<63>;
      else
        if ((TCR_EL1.TBI1 == '1' && TCR_EL1.TBID1 == '0') ||
            (TCR_EL1.TBI0 == '1' && TCR_EL1.TBID0 == '0')) then
          selbit = ptr<55>;
        else
          selbit = ptr<63>;
      else selbit = if tbi then ptr<55> else ptr<63>;

  if HaveEnhancedPAC2() && ConstPACField() then selbit = ptr<55>;
  integer bottom_PAC_bit = CalculateBottomPACBit(selbit);

  // The pointer authentication code field takes all the available bits in between
  extfield = Replicate(selbit, 64);

```

```

// Compute the pointer authentication code for a ptr with good extension bits
if tbi then
  ext_ptr = ptr<63:56>:extFieldd<(56-bottom_PAC_bit)-1:0>:ptr<bottom_PAC_bit-1:0>;
else
  ext_ptr = extFieldd<(64-bottom_PAC_bit)-1:0>:ptr<bottom_PAC_bit-1:0>;

PAC = ComputePAC(ext_ptr, modifier, K<127:64>, K<63:0>);

// Check if the ptr has good extension bits and corrupt the pointer authentication code if not
if !IsZero(ptr<top_bit:bottom_PAC_bit>) && !IsOnes(ptr<top_bit:bottom_PAC_bit>) then
  if HaveEnhancedPAC() then
    PAC = 0x0000000000000000<63:0>;
  elseif !HaveEnhancedPAC2() then
    PAC<top_bit-1> = NOT(PAC<top_bit-1>);

// preserve the determination between upper and lower address at bit<55> and insert PAC
if !HaveEnhancedPAC2() then
  if tbi then
    result = ptr<63:56>:selbit:PAC<54:bottom_PAC_bit>:ptr<bottom_PAC_bit-1:0>;
  else
    result = PAC<63:56>:selbit:PAC<54:bottom_PAC_bit>:ptr<bottom_PAC_bit-1:0>;
else
  if tbi then
    result = ptr<63:56>:selbit:(ptr<54:bottom_PAC_bit> EOR
PAC<54:bottom_PAC_bit>):ptr<bottom_PAC_bit-1:0>;
  else
    result = (ptr<63:56> EOR PAC<63:56>):selbit:(ptr<54:bottom_PAC_bit> EOR
PAC<54:bottom_PAC_bit>):ptr<bottom_PAC_bit-1:0>;
return result;

```

aarch64/functions/pac/addpacda/AddPACDA

```

// AddPACDA()
// =====
// Returns a 64-bit value containing X, but replacing the pointer authentication code
// field bits with a pointer authentication code, where the pointer authentication
// code is derived using a cryptographic algorithm as a combination of X, Y and the
// APDAKey_EL1.

bits(64) AddPACDA(bits(64) X, bits(64) Y)
  boolean TrapEL2;
  boolean TrapEL3;
  bits(1) Enable;
  bits(128) APDAKey_EL1;

  APDAKey_EL1 = APDAKeyHi_EL1<63:0> : APDAKeyLo_EL1<63:0>;
  if PSTATE.EL IN {EL0, EL1} then
    assert S1TranslationRegime() == EL1 ;
    Enable = SCTLR_EL1.EndA;
    TrapEL2 = HCR_EL2.API == '0';
  elseif PSTATE.EL == EL2 then
    Enable = SCTLR_EL2.EndA;
    TrapEL2 = FALSE;
  else
    Unreachable();

  if Enable == '0' then
    return X;
  elseif TrapEL2 then
    TrapPACUse(EL2);
  else
    return AddPAC(X, Y, APDAKey_EL1, TRUE);

```


aarch64/functions/pac/addpacdb/AddPACDB

```
// AddPACDB()
// =====
// Returns a 64-bit value containing X, but replacing the pointer authentication code
// field bits with a pointer authentication code, where the pointer authentication
// code is derived using a cryptographic algorithm as a combination of X, Y and the
// APDBKey_EL1.

bits(64) AddPACDB(bits(64) X, bits(64) Y)
    boolean TrapEL2;
    boolean TrapEL3;
    bits(1) Enable;
    bits(128) APDBKey_EL1;

    APDBKey_EL1 = APDBKeyHi_EL1<63:0> : APDBKeyLo_EL1<63:0>;
    if PSTATE.EL IN {EL0, EL1} then
        assert S1TranslationRegime() == EL1;
        Enable = SCTRLR_EL1.EnDB;
        TrapEL2 = HCR_EL2.API == '0';
    elseif PSTATE.EL == EL2 then
        Enable = SCTRLR_EL2.EnDB;
        TrapEL2 = FALSE;
    else
        Unreachable();

    if Enable == '0' then
        return X;
    elseif TrapEL2 then
        TrapPACUse(EL2);
    else
        return AddPAC(X, Y, APDBKey_EL1, TRUE);
```

aarch64/functions/pac/addpacga/AddPACGA

```
// AddPACGA()
// =====
// Returns a 64-bit value where the lower 32 bits are 0, and the upper 32 bits contain
// a 32-bit pointer authentication code which is derived using a cryptographic
// algorithm as a combination of X, Y and the APGAKey_EL1.

bits(64) AddPACGA(bits(64) X, bits(64) Y)
    boolean TrapEL2;
    boolean TrapEL3;
    bits(128) APGAKey_EL1;

    APGAKey_EL1 = APGAKeyHi_EL1<63:0> : APGAKeyLo_EL1<63:0>;
    if PSTATE.EL IN {EL0, EL1} then
        TrapEL2 = HCR_EL2.API == '0';
    elseif PSTATE.EL == EL2 then
        TrapEL2 = FALSE;
    else
        Unreachable();

    if TrapEL2 then
        TrapPACUse(EL2);
    else
        return ComputePAC(X, Y, APGAKey_EL1<127:64>, APGAKey_EL1<63:0><63:32>:Zeros(32));
```

aarch64/functions/pac/addpacia/AddPACIA

```
// AddPACIA()
// =====
// Returns a 64-bit value containing X, but replacing the pointer authentication code
```

```
// field bits with a pointer authentication code, where the pointer authentication
// code is derived using a cryptographic algorithm as a combination of X, Y, and the
// APIAKey_EL1.

bits(64) AddPACIA(bits(64) X, bits(64) Y)
    boolean TrapEL2;
    boolean TrapEL3;
    bits(1) Enable;
    bits(128) APIAKey_EL1;

    APIAKey_EL1 = APIAKeyHi_EL1<63:0>:APIAKeyLo_EL1<63:0>;
    if PSTATE.EL IN {EL0, EL1} then
        assert S1TranslationRegime() == EL1;
        Enable = SCTRL_EL1.EnIA;
        TrapEL2 = HCR_EL2.API == '0';
    elseif PSTATE.EL == EL2 then
        Enable = SCTRL_EL2.EnIA;
        TrapEL2 = FALSE;
    else
        Unreachable();

    if Enable == '0' then
        return X;
    elseif TrapEL2 then
        TrapPACUse(EL2);
    else
        return AddPAC(X, Y, APIAKey_EL1, FALSE);
```

aarch64/functions/pac/addpacib/AddPACIB

```
// AddPACIB()
// =====
// Returns a 64-bit value containing X, but replacing the pointer authentication code
// field bits with a pointer authentication code, where the pointer authentication
// code is derived using a cryptographic algorithm as a combination of X, Y and the
// APIBKey_EL1.

bits(64) AddPACIB(bits(64) X, bits(64) Y)
    boolean TrapEL2;
    boolean TrapEL3;
    bits(1) Enable;
    bits(128) APIBKey_EL1;

    APIBKey_EL1 = APIBKeyHi_EL1<63:0> : APIBKeyLo_EL1<63:0>;
    if PSTATE.EL IN {EL0, EL1} then
        assert S1TranslationRegime() == EL1;
        Enable = SCTRL_EL1.EnIB;
        TrapEL2 = HCR_EL2.API == '0';
    elseif PSTATE.EL == EL2 then
        Enable = SCTRL_EL2.EnIB;
        TrapEL2 = FALSE;
    else
        Unreachable();

    if Enable == '0' then
        return X;
    elseif TrapEL2 then
        TrapPACUse(EL2);
    else
        return AddPAC(X, Y, APIBKey_EL1, FALSE);
```

aarch64/functions/pac/auth/AArch64.PACFailException

```
// AArch64.PACFailException()
// =====
// Generates a PAC Fail Exception

AArch64.PACFailException(bits(2) syndrome)
  route_to_el2 = PSTATE.EL == EL0 && EL2Enabled() && HCR_EL2.TGE == '1';
  bits(64) preferred_exception_return = ThisInstrAddr();
  vect_offset = 0x0;

  exception = ExceptionSyndrome(Exception_PACFail);
  exception.syndrome<1:0> = syndrome;
  exception.syndrome<24:2> = Zeros(); // RES0

  if UInt(PSTATE.EL) > UInt(EL0) then
    AArch64.TakeException(PSTATE.EL, exception, preferred_exception_return, vect_offset);
  elseif route_to_el2 then
    AArch64.TakeException(EL2, exception, preferred_exception_return, vect_offset);
  else
    AArch64.TakeException(EL1, exception, preferred_exception_return, vect_offset);
```

aarch64/functions/pac/auth/Auth

```
// Auth()
// =====
// Restores the upper bits of the address to be all zeros or all ones (based on the
// value of bit[55]) and computes and checks the pointer authentication code. If the
// check passes, then the restored address is returned. If the check fails, the
// second-top and third-top bits of the extension bits in the pointer authentication code
// field are corrupted to ensure that accessing the address will give a translation fault.

bits(64) Auth(bits(64) ptr, bits(64) modifier, bits(128) K, boolean data, bit key_number,
  boolean is_combined)
  bits(64) PAC;
  bits(64) result;
  bits(64) original_ptr;
  bits(2) error_code;
  bits(64) extfield;

  // Reconstruct the extension field used of adding the PAC to the pointer
  boolean tbi = EffectiveTBI(ptr, !data, PSTATE.EL) == '1';
  integer bottom_PAC_bit = CalculateBottomPACBit(ptr<55>);
  extfield = Replicate(ptr<55>, 64);

  if tbi then
    original_ptr = ptr<63:56>:extfield<(56-bottom_PAC_bit)-1:0>:ptr<bottom_PAC_bit-1:0>;
  else
    original_ptr = extfield<(64-bottom_PAC_bit)-1:0>:ptr<bottom_PAC_bit-1:0>;

  PAC = ComputePAC(original_ptr, modifier, K<127:64>, K<63:0>);
  // Check pointer authentication code
  if tbi then
    if !HaveEnhancedPAC2() then
      if PAC<54:bottom_PAC_bit> == ptr<54:bottom_PAC_bit> then
        result = original_ptr;
      else
        error_code = key_number:NOT(key_number);
        result = original_ptr<63:55>:error_code:original_ptr<52:0>;
    else
      result = ptr;
      result<54:bottom_PAC_bit> = result<54:bottom_PAC_bit> EOR PAC<54:bottom_PAC_bit>;
      if HaveFPACCombined() || (HaveFPAC() && !is_combined) then
        if result<54:bottom_PAC_bit> != Replicate(result<55>, (55-bottom_PAC_bit)) then
          error_code = (if data then '1' else '0'):key_number;
          AArch64.PACFailException(error_code);
```

```

else
  if !HaveEnhancedPAC2() then
    if PAC<54:bottom_PAC_bit> == ptr<54:bottom_PAC_bit> && PAC<63:56> == ptr<63:56> then
      result = original_ptr;
    else
      error_code = key_number:NOT(key_number);
      result = original_ptr<63>:error_code:original_ptr<60:0>;
  else
    result = ptr;
    result<54:bottom_PAC_bit> = result<54:bottom_PAC_bit> EOR PAC<54:bottom_PAC_bit>;
    result<63:56> = result<63:56> EOR PAC<63:56>;
    if HaveFPACCombined() || (HaveFPAC() && !is_combined) then
      if result<63:bottom_PAC_bit> != Replicate(result<55>, (64-bottom_PAC_bit)) then
        error_code = (if data then '1' else '0'):key_number;
        AArch64.PACFailException(error_code);
  return result;

```

aarch64/functions/pac/authda/AuthDA

```

// AuthDA()
// =====
// Returns a 64-bit value containing X, but replacing the pointer authentication code
// field bits with the extension of the address bits. The instruction checks a pointer
// authentication code in the pointer authentication code field bits of X, using the same
// algorithm and key as AddPACDA().

bits(64) AuthDA(bits(64) X, bits(64) Y, boolean is_combined)
  boolean TrapEL2;
  boolean TrapEL3;
  bits(1) Enable;
  bits(128) APDAKey_EL1;

  APDAKey_EL1 = APDAKeyHi_EL1<63:0> : APDAKeyLo_EL1<63:0>;
  if PSTATE.EL IN {EL0, EL1} then
    assert S1TranslationRegime() == EL1;
    Enable = SCTRLR_EL1.EnDA;
    TrapEL2 = HCR_EL2.API == '0';
  elseif PSTATE.EL == EL2 then
    Enable = SCTRLR_EL2.EnDA;
    TrapEL2 = FALSE;
  else
    Unreachable();

  if Enable == '0' then
    return X;
  elseif TrapEL2 then
    TrapPACUse(EL2);
  else
    return Auth(X, Y, APDAKey_EL1, TRUE, '0', is_combined);

```

aarch64/functions/pac/authdb/AuthDB

```

// AuthDB()
// =====
// Returns a 64-bit value containing X, but replacing the pointer authentication code
// field bits with the extension of the address bits. The instruction checks a
// pointer authentication code in the pointer authentication code field bits of X, using
// the same algorithm and key as AddPACDB().

bits(64) AuthDB(bits(64) X, bits(64) Y, boolean is_combined)
  boolean TrapEL2;
  boolean TrapEL3;
  bits(1) Enable;
  bits(128) APDBKey_EL1;

```

```

APDBKey_EL1 = APDBKeyHi_EL1<63:0> : APDBKeyLo_EL1<63:0>;
if PSTATE.EL IN {EL0, EL1} then
    assert S1TranslationRegime() == EL1;
    Enable = SCTLRL_EL1.EnDB;
    TrapEL2 = HCR_EL2.API == '0';
elseif PSTATE.EL == EL2 then
    Enable = SCTLRL_EL2.EnDB;
    TrapEL2 = FALSE;
else
    Unreachable();

if Enable == '0' then
    return X;
elseif TrapEL2 then
    TrapPACUse(EL2);
else
    return Auth(X, Y, APDBKey_EL1, TRUE, '1', is_combined);
  
```

aarch64/functions/pac/authia/AuthIA

```

// AuthIA()
// =====
// Returns a 64-bit value containing X, but replacing the pointer authentication code
// field bits with the extension of the address bits. The instruction checks a pointer
// authentication code in the pointer authentication code field bits of X, using the same
// algorithm and key as AddPACIA().

bits(64) AuthIA(bits(64) X, bits(64) Y, boolean is_combined)
    boolean TrapEL2;
    boolean TrapEL3;
    bits(1) Enable;
    bits(128) APIAKey_EL1;

    APIAKey_EL1 = APIAKeyHi_EL1<63:0> : APIAKeyLo_EL1<63:0>;
    if PSTATE.EL IN {EL0, EL1} then
        assert S1TranslationRegime() == EL1;
        Enable = SCTLRL_EL1.EnIA;
        TrapEL2 = HCR_EL2.API == '0';
    elseif PSTATE.EL == EL2 then
        Enable = SCTLRL_EL2.EnIA;
        TrapEL2 = FALSE;
    else
        Unreachable();

    if Enable == '0' then
        return X;
    elseif TrapEL2 then
        TrapPACUse(EL2);
    else
        return Auth(X, Y, APIAKey_EL1, FALSE, '0', is_combined);
  
```

aarch64/functions/pac/authib/AuthIB

```

// AuthIB()
// =====
// Returns a 64-bit value containing X, but replacing the pointer authentication code
// field bits with the extension of the address bits. The instruction checks a pointer
// authentication code in the pointer authentication code field bits of X, using the same
// algorithm and key as AddPACIB().

bits(64) AuthIB(bits(64) X, bits(64) Y, boolean is_combined)
    boolean TrapEL2;
    boolean TrapEL3;
  
```

```

bits(1) Enable;
bits(128) APIBKey_EL1;

APIBKey_EL1 = APIBKeyHi_EL1<63:0> : APIBKeyLo_EL1<63:0>;
if PSTATE.EL IN {EL0, EL1} then
  assert S1TranslationRegime() == EL1;
  Enable = SCTL_EL1.EnIB;
  TrapEL2 = HCR_EL2.API == '0';
elseif PSTATE.EL == EL2 then
  Enable = SCTL_EL2.EnIB;
  TrapEL2 = FALSE;
else
  Unreachable();

if Enable == '0' then
  return X;
elseif TrapEL2 then
  TrapPACUse(EL2);
else
  return Auth(X, Y, APIBKey_EL1, FALSE, '1', is_combined);

```

aarch64/functions/pac/calcbottompacbit/CalculateBottomPACBit

```

// CalculateBottomPACBit()
// =====

integer CalculateBottomPACBit(bit top_bit)
  integer tsz_field;
  boolean using64k;
  Constraint c;

  if PtrHasUpperAndLowerAddRanges() then
    assert S1TranslationRegime() == EL1;
    tsz_field = if top_bit == '1' then UInt(TCR_EL1.T1SZ) else UInt(TCR_EL1.T0SZ);
    using64k = if top_bit == '1' then TCR_EL1.TG1 == '11' else TCR_EL1.TG0 == '01';

    max_limit_tsz_field = (if !HaveSmallTranslationTableExt() then 39 else if using64k then 47 else
48);
    if tsz_field > max_limit_tsz_field then
      // TCR_ELx.TySZ is out of range
      c = ConstrainUnpredictable();
      assert c IN {Constraint_FORCE, Constraint_NONE};
      if c == Constraint_FORCE then tsz_field = max_limit_tsz_field;
      tszmin = if using64k && AArch64.VAMax() == 52 then 12 else 16;
      if tsz_field < tszmin then
        c = ConstrainUnpredictable();
        assert c IN {Constraint_FORCE, Constraint_NONE};
        if c == Constraint_FORCE then tsz_field = tszmin;
      return (64-tsz_field);
    else
      // For EL2 and EL1 with PMSA context.
      return AArch64.PAMax();

```

aarch64/functions/pac/computepac/ComputePAC

```

// ComputePAC()
// =====

bits(64) ComputePAC(bits(64) data, bits(64) modifier, bits(64) key0, bits(64) key1)
  bits(64) workingval;
  bits(64) runningmod;
  bits(64) roundkey;
  bits(64) modk0;
  constant bits(64) Alpha = 0xC0AC29B7C97C50DD<63:0>;

```

```

integer iterations;
if HavePACQARMA3() then
    iterations = 2;
    RC[0] = 0x0000000000000000<63:0>;
    RC[1] = 0x13198A2E03707344<63:0>;
    RC[2] = 0xA4093822299F31D0<63:0>;
else
    iterations = 4;
    RC[0] = 0x0000000000000000<63:0>;
    RC[1] = 0x13198A2E03707344<63:0>;
    RC[2] = 0xA4093822299F31D0<63:0>;
    RC[3] = 0x082EFA98EC4E6C89<63:0>;
    RC[4] = 0x452821E638D01377<63:0>;

modk0 = key0<0>:key0<63:2>:(key0<63> EOR key0<1>);
runningmod = modifier;
workingval = data EOR key0;
for i = 0 to iterations
    roundkey = key1 EOR runningmod;
    workingval = workingval EOR roundkey;
    workingval = workingval EOR RC[i];
    if i > 0 then
        workingval = PACCellShuffle(workingval);
        workingval = PACMult(workingval);
    if HavePACQARMA3() then
        workingval = PACSub1(workingval);
    else
        workingval = PACSub(workingval);
        runningmod = TweakShuffle(runningmod<63:0>);
    roundkey = modk0 EOR runningmod;
    workingval = workingval EOR roundkey;
    workingval = PACCellShuffle(workingval);
    workingval = PACMult(workingval);
    if HavePACQARMA3() then
        workingval = PACSub1(workingval);
    else
        workingval = PACSub(workingval);
        workingval = PACCellShuffle(workingval);
        workingval = PACMult(workingval);
        workingval = key1 EOR workingval;
        workingval = PACCellInvShuffle(workingval);
    if HavePACQARMA3() then
        workingval = PACSub1(workingval);
    else
        workingval = PACInvSub(workingval);
        workingval = PACMult(workingval);
        workingval = PACCellInvShuffle(workingval);
        workingval = workingval EOR key0;
        workingval = workingval EOR runningmod;
    for i = 0 to iterations
        if HavePACQARMA3() then
            workingval = PACSub1(workingval);
        else
            workingval = PACInvSub(workingval);
        if i < iterations then
            workingval = PACMult(workingval);
            workingval = PACCellInvShuffle(workingval);
            runningmod = TweakInvShuffle(runningmod<63:0>);
            roundkey = key1 EOR runningmod;
            workingval = workingval EOR RC[iterations-i];
            workingval = workingval EOR roundkey;
            workingval = workingval EOR Alpha;
        workingval = workingval EOR modk0;

return workingval;

```

aarch64/functions/pac/computepac/PACCellInvShuffle

```
// PACCellInvShuffle()
// =====

bits(64) PACCellInvShuffle(bits(64) indata)
    bits(64) outdata;
    outdata<3:0> = indata<15:12>;
    outdata<7:4> = indata<27:24>;
    outdata<11:8> = indata<51:48>;
    outdata<15:12> = indata<39:36>;
    outdata<19:16> = indata<59:56>;
    outdata<23:20> = indata<47:44>;
    outdata<27:24> = indata<7:4>;
    outdata<31:28> = indata<19:16>;
    outdata<35:32> = indata<35:32>;
    outdata<39:36> = indata<55:52>;
    outdata<43:40> = indata<31:28>;
    outdata<47:44> = indata<11:8>;
    outdata<51:48> = indata<23:20>;
    outdata<55:52> = indata<3:0>;
    outdata<59:56> = indata<43:40>;
    outdata<63:60> = indata<63:60>;
    return outdata;
```

aarch64/functions/pac/computepac/PACCellShuffle

```
// PACCellShuffle()
// =====

bits(64) PACCellShuffle(bits(64) indata)
    bits(64) outdata;
    outdata<3:0> = indata<55:52>;
    outdata<7:4> = indata<27:24>;
    outdata<11:8> = indata<47:44>;
    outdata<15:12> = indata<3:0>;
    outdata<19:16> = indata<31:28>;
    outdata<23:20> = indata<51:48>;
    outdata<27:24> = indata<7:4>;
    outdata<31:28> = indata<43:40>;
    outdata<35:32> = indata<35:32>;
    outdata<39:36> = indata<15:12>;
    outdata<43:40> = indata<59:56>;
    outdata<47:44> = indata<23:20>;
    outdata<51:48> = indata<11:8>;
    outdata<55:52> = indata<39:36>;
    outdata<59:56> = indata<19:16>;
    outdata<63:60> = indata<63:60>;
    return outdata;
```

aarch64/functions/pac/computepac/PACInvSub

```
// PACInvSub()
// =====

bits(64) PACInvSub(bits(64) Tinput)
    // This is a 4-bit substitution from the PRINCE-family cipher
    bits(64) Toutput;
    for i = 0 to 15
        case Tinput<4*i+3:4*i> of
            when '0000' Toutput<4*i+3:4*i> = '0101';
            when '0001' Toutput<4*i+3:4*i> = '1110';
            when '0010' Toutput<4*i+3:4*i> = '1101';
            when '0011' Toutput<4*i+3:4*i> = '1000';
```



```

    when '0100' Toutput<4*i+3:4*i> = '1010';
    when '0101' Toutput<4*i+3:4*i> = '1011';
    when '0110' Toutput<4*i+3:4*i> = '0001';
    when '0111' Toutput<4*i+3:4*i> = '1001';
    when '1000' Toutput<4*i+3:4*i> = '0010';
    when '1001' Toutput<4*i+3:4*i> = '0110';
    when '1010' Toutput<4*i+3:4*i> = '1111';
    when '1011' Toutput<4*i+3:4*i> = '0000';
    when '1100' Toutput<4*i+3:4*i> = '0100';
    when '1101' Toutput<4*i+3:4*i> = '1100';
    when '1110' Toutput<4*i+3:4*i> = '0111';
    when '1111' Toutput<4*i+3:4*i> = '0011';
  return Toutput;

```

aarch64/functions/pac/computepac/PACMult

```

// PACMult()
// =====

bits(64) PACMult(bits(64) Sinput)
  bits(4) t0;
  bits(4) t1;
  bits(4) t2;
  bits(4) t3;
  bits(64) Soutput;

  for i = 0 to 3
    t0<3:0> = RotCell(Sinput<4*(i+8)+3:4*(i+8)>, 1) EOR RotCell(Sinput<4*(i+4)+3:4*(i+4)>, 2);
    t0<3:0> = t0<3:0> EOR RotCell(Sinput<4*(i)+3:4*(i)>, 1);
    t1<3:0> = RotCell(Sinput<4*(i+12)+3:4*(i+12)>, 1) EOR RotCell(Sinput<4*(i+4)+3:4*(i+4)>, 1);
    t1<3:0> = t1<3:0> EOR RotCell(Sinput<4*(i)+3:4*(i)>, 2);
    t2<3:0> = RotCell(Sinput<4*(i+12)+3:4*(i+12)>, 2) EOR RotCell(Sinput<4*(i+8)+3:4*(i+8)>, 1);
    t2<3:0> = t2<3:0> EOR RotCell(Sinput<4*(i)+3:4*(i)>, 1);
    t3<3:0> = RotCell(Sinput<4*(i+12)+3:4*(i+12)>, 1) EOR RotCell(Sinput<4*(i+8)+3:4*(i+8)>, 2);
    t3<3:0> = t3<3:0> EOR RotCell(Sinput<4*(i+4)+3:4*(i+4)>, 1);
    Soutput<4*i+3:4*i> = t3<3:0>;
    Soutput<4*(i+4)+3:4*(i+4)> = t2<3:0>;
    Soutput<4*(i+8)+3:4*(i+8)> = t1<3:0>;
    Soutput<4*(i+12)+3:4*(i+12)> = t0<3:0>;
  return Soutput;

```

aarch64/functions/pac/computepac/PACSub

```

// PACSub()
// =====

bits(64) PACSub(bits(64) Tinput)
  // This is a 4-bit substitution from the PRINCE-family cipher
  bits(64) Toutput;
  for i = 0 to 15
    case Tinput<4*i+3:4*i> of
      when '0000' Toutput<4*i+3:4*i> = '1011';
      when '0001' Toutput<4*i+3:4*i> = '0110';
      when '0010' Toutput<4*i+3:4*i> = '1000';
      when '0011' Toutput<4*i+3:4*i> = '1111';
      when '0100' Toutput<4*i+3:4*i> = '1100';
      when '0101' Toutput<4*i+3:4*i> = '0000';
      when '0110' Toutput<4*i+3:4*i> = '1001';
      when '0111' Toutput<4*i+3:4*i> = '1110';
      when '1000' Toutput<4*i+3:4*i> = '0011';
      when '1001' Toutput<4*i+3:4*i> = '0111';
      when '1010' Toutput<4*i+3:4*i> = '0100';
      when '1011' Toutput<4*i+3:4*i> = '0101';
      when '1100' Toutput<4*i+3:4*i> = '1101';

```

```
        when '1101' Toutput<4*i+3:4*i> = '0010';  
        when '1110' Toutput<4*i+3:4*i> = '0001';  
        when '1111' Toutput<4*i+3:4*i> = '1010';  
    return Toutput;
```

aarch64/functions/pac/computepac/PacSub1

```
// PacSub1()  
// =====  
  
bits(64) PACSub1(bits(64) Tinput)  
    // This is a 4-bit substitution from Qarma sigma1  
    bits(64) Toutput;  
    for i = 0 to 15  
        case Tinput<4*i+3:4*i> of  
            when '0000' Toutput<4*i+3:4*i> = '1010';  
            when '0001' Toutput<4*i+3:4*i> = '1101';  
            when '0010' Toutput<4*i+3:4*i> = '1110';  
            when '0011' Toutput<4*i+3:4*i> = '0110';  
            when '0100' Toutput<4*i+3:4*i> = '1111';  
            when '0101' Toutput<4*i+3:4*i> = '0111';  
            when '0110' Toutput<4*i+3:4*i> = '0011';  
            when '0111' Toutput<4*i+3:4*i> = '0101';  
            when '1000' Toutput<4*i+3:4*i> = '1001';  
            when '1001' Toutput<4*i+3:4*i> = '1000';  
            when '1010' Toutput<4*i+3:4*i> = '0000';  
            when '1011' Toutput<4*i+3:4*i> = '1100';  
            when '1100' Toutput<4*i+3:4*i> = '1011';  
            when '1101' Toutput<4*i+3:4*i> = '0001';  
            when '1110' Toutput<4*i+3:4*i> = '0010';  
            when '1111' Toutput<4*i+3:4*i> = '0100';  
    return Toutput;
```

aarch64/functions/pac/computepac/RC

```
array bits(64) RC[0..4];
```

aarch64/functions/pac/computepac/RotCell

```
// RotCell()  
// =====  
  
bits(4) RotCell(bits(4) inCell, integer amount)  
    bits(8) tmp;  
    bits(4) outCell;  
  
    // assert amount>3 || amount<1;  
    tmp<7:0> = inCell<3:0>:inCell<3:0>;  
    outCell = tmp<7-amount:4-amount>;  
    return outCell;
```

aarch64/functions/pac/computepac/TweakCellInvRot

```
// TweakCellInvRot()  
// =====  
  
bits(4) TweakCellInvRot(bits(4) inCell)  
    bits(4) outCell;  
    outCell<3> = inCell<2>;  
    outCell<2> = inCell<1>;  
    outCell<1> = inCell<0>;
```

```
outcell<0> = incell<0> EOR incell<3>;
return outcell;
```

aarch64/functions/pac/computepac/TweakCellRot

```
// TweakCellRot()
// =====

bits(4) TweakCellRot(bits(4) incell)
  bits(4) outcell;
  outcell<3> = incell<0> EOR incell<1>;
  outcell<2> = incell<3>;
  outcell<1> = incell<2>;
  outcell<0> = incell<1>;
  return outcell;
```

aarch64/functions/pac/computepac/TweakInvShuffle

```
// TweakInvShuffle()
// =====

bits(64) TweakInvShuffle(bits(64) indata)
  bits(64) outdata;
  outdata<3:0> = TweakCellInvRot(indata<51:48>);
  outdata<7:4> = indata<55:52>;
  outdata<11:8> = indata<23:20>;
  outdata<15:12> = indata<27:24>;
  outdata<19:16> = indata<3:0>;
  outdata<23:20> = indata<7:4>;
  outdata<27:24> = TweakCellInvRot(indata<11:8>);
  outdata<31:28> = indata<15:12>;
  outdata<35:32> = TweakCellInvRot(indata<31:28>);
  outdata<39:36> = TweakCellInvRot(indata<63:60>);
  outdata<43:40> = TweakCellInvRot(indata<59:56>);
  outdata<47:44> = TweakCellInvRot(indata<19:16>);
  outdata<51:48> = indata<35:32>;
  outdata<55:52> = indata<39:36>;
  outdata<59:56> = indata<43:40>;
  outdata<63:60> = TweakCellInvRot(indata<47:44>);
  return outdata;
```

aarch64/functions/pac/computepac/TweakShuffle

```
// TweakShuffle()
// =====

bits(64) TweakShuffle(bits(64) indata)
  bits(64) outdata;
  outdata<3:0> = indata<19:16>;
  outdata<7:4> = indata<23:20>;
  outdata<11:8> = TweakCellRot(indata<27:24>);
  outdata<15:12> = indata<31:28>;
  outdata<19:16> = TweakCellRot(indata<47:44>);
  outdata<23:20> = indata<11:8>;
  outdata<27:24> = indata<15:12>;
  outdata<31:28> = TweakCellRot(indata<35:32>);
  outdata<35:32> = indata<51:48>;
  outdata<39:36> = indata<55:52>;
  outdata<43:40> = indata<59:56>;
  outdata<47:44> = TweakCellRot(indata<63:60>);
  outdata<51:48> = TweakCellRot(indata<3:0>);
  outdata<55:52> = indata<7:4>;
  outdata<59:56> = TweakCellRot(indata<43:40>);
```

```
outdata<63:60> = TweakCellRot(indata<39:36>);  
return outdata;
```

aarch64/functions/pac/pac/ConstPACField

```
// ConstPACField()  
// =====  
// Returns TRUE if bit<55> can be used to determine the size of the PAC field, FALSE otherwise.  
  
boolean ConstPACField()  
    return boolean IMPLEMENTATION_DEFINED "Bit 55 determines the size of the PAC field";
```

aarch64/functions/pac/pac/HaveEnhancedPAC

```
// HaveEnhancedPAC()  
// =====  
// Returns TRUE if support for EnhancedPAC is implemented, FALSE otherwise.  
  
boolean HaveEnhancedPAC()  
    return ( HavePACExt()  
            && boolean IMPLEMENTATION_DEFINED "Has enhanced PAC functionality" );
```

aarch64/functions/pac/pac/HaveEnhancedPAC2

```
// HaveEnhancedPAC2()  
// =====  
// Returns TRUE if support for EnhancedPAC2 is implemented, FALSE otherwise.  
  
boolean HaveEnhancedPAC2()  
    return HasArchVersion(ARMv8p3) && boolean IMPLEMENTATION_DEFINED "Has enhanced PAC 2 functionality";
```

aarch64/functions/pac/pac/HaveFPAC

```
// HaveFPAC()  
// =====  
// Returns TRUE if support for FPAC is implemented, FALSE otherwise.  
  
boolean HaveFPAC()  
    return HaveEnhancedPAC2() && boolean IMPLEMENTATION_DEFINED "Has FPAC functionality";
```

aarch64/functions/pac/pac/HaveFPACCombined

```
// HaveFPACCombined()  
// =====  
// Returns TRUE if support for FPACCombined is implemented, FALSE otherwise.  
  
boolean HaveFPACCombined()  
    return HaveFPAC() && boolean IMPLEMENTATION_DEFINED "Has FPAC Combined functionality";
```

aarch64/functions/pac/pac/HavePACExt

```
// HavePACExt()  
// =====  
// Returns TRUE if support for the PAC extension is implemented, FALSE otherwise.
```

```
boolean HavePACExt()
    return HasArchVersion(ARMv8p3);
```

aarch64/functions/pac/pac/HavePACIMP

```
// HavePACIMP()
// =====
// Returns TRUE if support for PAC IMP is implemented, FALSE otherwise.
```

```
boolean HavePACIMP()
    return HavePACExt() && boolean IMPLEMENTATION_DEFINED "Has PAC IMP functionality";
```

aarch64/functions/pac/pac/HavePACQARMA3

```
// HavePACQARMA3()
// =====
// Returns TRUE if support for PAC QARMA3 is implemented, FALSE otherwise.
```

```
boolean HavePACQARMA3()
    return HavePACExt() && boolean IMPLEMENTATION_DEFINED "Has PAC QARMA3 functionality";
```

aarch64/functions/pac/pac/HavePACQARMA5

```
// HavePACQARMA5()
// =====
// Returns TRUE if support for PAC QARMA5 is implemented, FALSE otherwise.
```

```
boolean HavePACQARMA5()
    return HavePACExt() && boolean IMPLEMENTATION_DEFINED "Has PAC QARMA5 functionality";
```

aarch64/functions/pac/pac/PtrHasUpperAndLowerAddRanges

```
// PtrHasUpperAndLowerAddRanges()
// =====
// Returns TRUE if the pointer has upper and lower address ranges, FALSE otherwise.
```

```
boolean PtrHasUpperAndLowerAddRanges()
    regime = TranslationRegime(PSTATE.EL);
    return HasUnprivileged(regime) && AArch64.IsStage1VMSA(regime);
```

aarch64/functions/pac/strip/Strip

```
// Strip()
// =====
// Strip() returns a 64-bit value containing A, but replacing the pointer authentication
// code field bits with the extension of the address bits. This can apply to either
// instructions or data, where, as the use of tagged pointers is distinct, it might be
// handled differently.
```

```
bits(64) Strip(bits(64) A, boolean data)
    bits(64) original_ptr;
    bits(64) extfield;
    boolean tbi = EffectiveTBI(A, !data, PSTATE.EL) == '1';
    integer bottom_PAC_bit = CalculateBottomPACBit(A<55>);
    extfield = Replicate(A<55>, 64);

    if tbi then
        original_ptr = A<63:56>:extfield<(56-bottom_PAC_bit)-1:0>:A<bottom_PAC_bit-1:0>;
    else
```

```
original_ptr = extfield<(64-bottom_PAC_bit)-1:0>:A<bottom_PAC_bit-1:0>;  
return original_ptr;
```

aarch64/functions/pac/trappacuse/TrapPACUse

```
// TrapPACUse()  
// =====  
// Used for the trapping of the pointer authentication functions by higher exception  
// levels.  
  
TrapPACUse(bits(2) target_el)  
    assert HaveEL(target_el) && target_el != EL0 && UInt(target_el) >= UInt(PSTATE.EL);  
  
    bits(64) preferred_exception_return = ThisInstrAddr();  
    ExceptionRecord exception;  
    vect_offset = 0;  
    exception = ExceptionSyndrome(Exception_PACTrap);  
    AArch64.TakeException(target_el, exception, preferred_exception_return, vect_offset);
```

aarch64/functions/ras/AArch64.ESBOperation

```
// AArch64.ESBOperation()  
// =====  
// Perform the AArch64 ESB operation, either for ESB executed in AArch64 state, or for  
// ESB in AArch32 state when SError interrupts are routed to an Exception level using  
// AArch64  
  
AArch64.ESBOperation()  
    boolean mask_active;  
  
    route_to_el3 = FALSE;  
    route_to_el2 = (EL2Enabled() &&  
        (HCR_EL2.TGE == '1' || HCR_EL2.AMO == '1'));  
  
    target = if route_to_el3 then EL3 elsif route_to_el2 then EL2 else EL1;  
  
    if target == EL1 then  
        mask_active = PSTATE.EL IN {EL0, EL1};  
    else  
        mask_active = PSTATE.EL == target;  
  
    mask_set = PSTATE.A == '1';  
    intdis = Halted() || ExternalDebugInterruptsDisabled(target);  
    masked = (UInt(target) < UInt(PSTATE.EL)) || intdis || (mask_active && mask_set);  
  
    // Check for a masked Physical SError pending that can be synchronized  
    // by an Error synchronization event.  
    if masked && IsSynchronizablePhysicalSErrorPending() then  
        // This function might be called for an interworking case, and INTDis is masking  
        // the SError interrupt.  
        if ELUsingAArch32(SITranslationRegime()) then  
            syndrome32 = AArch32.PhysicalSErrorSyndrome();  
            DISR = AArch32.ReportDeferredSError(syndrome32.AET, syndrome32.EXT);  
        else  
            implicit_esb = FALSE;  
            syndrome64 = AArch64.PhysicalSErrorSyndrome(implicit_esb);  
            DISR_EL1 = AArch64.ReportDeferredSError(syndrome64);  
            ClearPendingPhysicalSError(); // Set ISR_EL1.A to 0  
  
    return;
```

aarch64/functions/ras/AArch64.PhysicalSErrorSyndrome

```
// Return the SError syndrome
bits(25) AArch64.PhysicalSErrorSyndrome(boolean implicit_esb);
```

aarch64/functions/ras/AArch64.ReportDeferredSError

```
// AArch64.ReportDeferredSError()
// =====
// Generate deferred SError syndrome

bits(64) AArch64.ReportDeferredSError(bits(25) syndrome)
  bits(64) target;
  target<31> = '1'; // A
  target<24> = syndrome<24>; // IDS
  target<23:0> = syndrome<23:0>; // ISS
  return target;
```

aarch64/functions/ras/AArch64.vESBOperation

```
// AArch64.vESBOperation()
// =====
// Perform the AArch64 ESB operation for virtual SError interrupts, either for ESB
// executed in AArch64 state, or for ESB in AArch32 state with EL2 using AArch64 state

AArch64.vESBOperation()
  assert PSTATE.EL IN {EL0, EL1} && EL2Enabled();

  // If physical SError interrupts are routed to EL2, and TGE is not set, then a virtual
  // SError interrupt might be pending
  vSEI_enabled = HCR_EL2.TGE == '0' && HCR_EL2.AMO == '1';
  vSEI_pending = vSEI_enabled && HCR_EL2.VSE == '1';
  vintdis = Halted() || ExternalDebugInterruptsDisabled(EL1);
  vmasked = vintdis || PSTATE.A == '1';

  // Check for a masked virtual SError pending
  if vSEI_pending && vmasked then
    // This function might be called for the interworking case, and INTdis is masking
    // the virtual SError interrupt.
    if ELUsingAArch32(EL1) then
      VDISR = AArch32.ReportDeferredSError(VDFSR<15:14>, VDFSR<12>);
    else
      VDISR_EL2 = AArch64.ReportDeferredSError(VSESR_EL2<24:0>);
      HCR_EL2.VSE = '0'; // Clear pending virtual SError

  return;
```

aarch64/functions/registers/AArch64.MaybeZeroRegisterUppers

```
// AArch64.MaybeZeroRegisterUppers()
// =====
// On taking an exception to AArch64 from AArch32, it is CONSTRAINED UNPREDICTABLE whether the top
// 32 bits of registers visible at any lower Exception level using AArch32 are set to zero.

AArch64.MaybeZeroRegisterUppers()
  assert UsingAArch32(); // Always called from AArch32 state before entering AArch64 state

  integer first;
  integer last;
  boolean include_R15;
  if PSTATE.EL == EL0 && !ELUsingAArch32(EL1) then
    first = 0; last = 14; include_R15 = FALSE;
  elseif PSTATE.EL IN {EL0, EL1} && EL2Enabled() && !ELUsingAArch32(EL2) then
```

```
        first = 0; last = 30; include_R15 = FALSE;
    else
        first = 0; last = 30; include_R15 = TRUE;

    for n = first to last
        if (n != 15 || include_R15) && ConstrainUnpredictableBool() then
            _R[n]<63:32> = Zeros();

    return;
```

aarch64/functions/registers/AArch64.ResetGeneralRegisters

```
// AArch64.ResetGeneralRegisters()
// =====

AArch64.ResetGeneralRegisters()

    for i = 0 to 30
        X[i] = bits(64) UNKNOWN;

    return;
```

aarch64/functions/registers/AArch64.ResetSIMDFPRegisters

```
// AArch64.ResetSIMDFPRegisters()
// =====

AArch64.ResetSIMDFPRegisters()

    for i = 0 to 31
        V[i] = bits(128) UNKNOWN;

    return;
```

aarch64/functions/registers/AArch64.ResetSpecialRegisters

```
// AArch64.ResetSpecialRegisters()
// =====

AArch64.ResetSpecialRegisters()

    // AArch64 special registers
    SP_EL0 = bits(64) UNKNOWN;
    SP_EL1 = bits(64) UNKNOWN;
    SPSR_EL1 = bits(64) UNKNOWN;
    ELR_EL1 = bits(64) UNKNOWN;
    if HaveEL(EL2) then
        SP_EL2 = bits(64) UNKNOWN;
        SPSR_EL2 = bits(64) UNKNOWN;
        ELR_EL2 = bits(64) UNKNOWN;
    if HaveEL(EL3) then
        SP_EL3 = bits(64) UNKNOWN;
        SPSR_EL3 = bits(64) UNKNOWN;
        ELR_EL3 = bits(64) UNKNOWN;

    // AArch32 special registers that are not architecturally mapped to AArch64 registers
    if HaveAArch32EL(EL1) then
        SPSR_fiq<31:0> = bits(32) UNKNOWN;
        SPSR_irq<31:0> = bits(32) UNKNOWN;
        SPSR_abt<31:0> = bits(32) UNKNOWN;
        SPSR_und<31:0> = bits(32) UNKNOWN;

    // External debug special registers
```



```
DLR_EL0 = bits(64) UNKNOWN;
DPSR_EL0 = bits(64) UNKNOWN;

return;
```

aarch64/functions/registers/AArch64.ResetSystemRegisters

```
AArch64.ResetSystemRegisters(boolean cold_reset);
```

aarch64/functions/registers/PC

```
// PC - non-assignment form
// =====
// Read program counter.

bits(64) PC[]
return _PC;
```

aarch64/functions/registers/SP

```
// SP[] - assignment form
// =====
// Write to stack pointer from either a 32-bit or a 64-bit value.

SP[] = bits(width) value
assert width IN {32,64};
if PSTATE.SP == '0' then
    SP_EL0 = ZeroExtend(value);
else
    case PSTATE.EL of
        when EL0 SP_EL0 = ZeroExtend(value);
        when EL1 SP_EL1 = ZeroExtend(value);
        when EL2 SP_EL2 = ZeroExtend(value);
    return;
```

```
// SP[] - non-assignment form
// =====
// Read stack pointer with implicit slice of 8, 16, 32 or 64 bits.

bits(width) SP[]
assert width IN {8,16,32,64};
if PSTATE.SP == '0' then
    return SP_EL0<width-1:0>;
else
    case PSTATE.EL of
        when EL0 return SP_EL0<width-1:0>;
        when EL1 return SP_EL1<width-1:0>;
        when EL2 return SP_EL2<width-1:0>;
```

aarch64/functions/registers/V

```
// V[] - assignment form
// =====
// Write to SIMD&FP register with implicit extension from
// 8, 16, 32, 64 or 128 bits.

V[integer n] = bits(width) value
assert n >= 0 && n <= 31;
assert width IN {8,16,32,64,128};
_V[n] = ZeroExtend(value);
return;
```

```
// V[] - non-assignment form
// =====
// Read from SIMD&FP register with implicit slice of 8, 16
// 32, 64 or 128 bits.

bits(width) V[integer n]
    assert n >= 0 && n <= 31;
    assert width IN {8,16,32,64,128};
    return _V[n]<width-1:0>;
```

aarch64/functions/registers/Vpart

```
// Vpart[] - non-assignment form
// =====
// Reads a 128-bit SIMD&FP register in up to two parts:
// part 0 returns the bottom 8, 16, 32 or 64 bits of a value held in the register;
// part 1 returns the top half of the bottom 64 bits or the top half of the 128-bit
// value held in the register.

bits(width) Vpart[integer n, integer part]
    assert n >= 0 && n <= 31;
    assert part IN {0, 1};
    if part == 0 then
        assert width IN {8,16,32,64};
        return _V[n]<width-1:0>;
    else
        assert width IN {32,64};
        return _V[n]<(width * 2)-1:width>;

// Vpart[] - assignment form
// =====
// Writes a 128-bit SIMD&FP register in up to two parts:
// part 0 zero extends a 8, 16, 32, or 64-bit value to fill the whole register;
// part 1 inserts a 64-bit value into the top half of the register.

Vpart[integer n, integer part] = bits(width) value
    assert n >= 0 && n <= 31;
    assert part IN {0, 1};
    if part == 0 then
        assert width IN {8,16,32,64};
        _V[n] = ZeroExtend(value);
    else
        assert width == 64;
        _V[n]<(width * 2)-1:width> = value<width-1:0>;
```

aarch64/functions/registers/X

```
// X[] - assignment form
// =====
// Write to general-purpose register from either a 32-bit or a 64-bit value.

X[integer n] = bits(width) value
    assert n >= 0 && n <= 31;
    assert width IN {32,64};
    if n != 31 then
        _R[n] = ZeroExtend(value);
    return;

// X[] - assignment form
// =====
// Write to general-purpose register from either a 32-bit or a 64-bit value,
// where the size of the value is passed as an argument.
```

```

X[integer n, integer width] = bits(width) value
  assert n >= 0 && n <= 31;
  assert width IN {32,64};
  if n != 31 then
    _R[n] = ZeroExtend(value, 64);
  return;

// X[] - non-assignment form
// =====
// Read from general-purpose register with implicit slice of 8, 16, 32 or 64 bits.

bits(width) X[integer n]
  assert n >= 0 && n <= 31;
  assert width IN {8,16,32,64};
  if n != 31 then
    return _R[n]<width-1:0>;
  else
    return Zeros(width);

// X[] - non-assignment form
// =====
// Read from general-purpose register with an explicit slice of 8, 16, 32 or 64 bits.

bits(width) X[integer n, integer width]
  assert n >= 0 && n <= 31;
  assert width IN {8,16,32,64};
  if n != 31 then
    return _R[n]<width-1:0>;
  else
    return Zeros(width);
  
```

aarch64/functions/sysregisters/CNTKCTL

```

// CNTKCTL[] - non-assignment form
// =====

CNTKCTLType CNTKCTL[]
  bits(64) r;
  r = CNTKCTL_EL1;
  return r;
  
```

aarch64/functions/sysregisters/CNTKCTLType

```
type CNTKCTLType;
```

aarch64/functions/sysregisters/CPACR

```

// CPACR[] - non-assignment form
// =====

CPACRType CPACR[]
  bits(64) r;
  r = CPACR_EL1;
  return r;
  
```

aarch64/functions/sysregisters/CPACRType

```
type CPACRType;
```

aarch64/functions/sysregisters/ELR

```
// ELR[] - non-assignment form
// =====

bits(64) ELR[bits(2) e1]
  bits(64) r;
  case e1 of
    when EL1 r = ELR_EL1;
    when EL2 r = ELR_EL2;
    otherwise Unreachable();
  return r;

// ELR[] - non-assignment form
// =====

bits(64) ELR[]
  assert PSTATE.EL != EL0;
  return ELR[PSTATE.EL];

// ELR[] - assignment form
// =====

ELR[bits(2) e1] = bits(64) value
  bits(64) r = value;
  case e1 of
    when EL1 ELR_EL1 = r;
    when EL2 ELR_EL2 = r;
    otherwise Unreachable();
  return;

// ELR[] - assignment form
// =====

ELR[] = bits(64) value
  assert PSTATE.EL != EL0;
  ELR[PSTATE.EL] = value;
  return;
```

aarch64/functions/sysregisters/ESR

```
// ESR[] - non-assignment form
// =====

ESRType ESR[bits(2) regime]
  bits(64) r;
  case regime of
    when EL1 r = ESR_EL1;
    when EL2 r = ESR_EL2;
    otherwise Unreachable();
  return r;

// ESR[] - non-assignment form
// =====

ESRType ESR[]
  return ESR[S1TranslationRegime()];

// ESR[] - assignment form
// =====

ESR[bits(2) regime] = ESRType value
  bits(64) r = value;
  case regime of
    when EL1 ESR_EL1 = r;
    when EL2 ESR_EL2 = r;
```

```

    otherwise Unreachable();
  return;

// ESR[] - assignment form
// =====

ESR[] = ESRTYPE value
    ESR[S1TranslationRegime()] = value;

```

aarch64/functions/sysregisters/ESRTYPE

```
type ESRTYPE;
```

aarch64/functions/sysregisters/FAR

```

// FAR[] - non-assignment form
// =====

bits(64) FAR[bits(2) regime]
  bits(64) r;
  case regime of
    when EL1 r = FAR_EL1;
    when EL2 r = FAR_EL2;
    otherwise Unreachable();
  return r;

// FAR[] - non-assignment form
// =====

bits(64) FAR[]
  return FAR[S1TranslationRegime()];

// FAR[] - assignment form
// =====

FAR[bits(2) regime] = bits(64) value
  bits(64) r = value;
  case regime of
    when EL1 FAR_EL1 = r;
    when EL2 FAR_EL2 = r;
    otherwise Unreachable();
  return;

// FAR[] - assignment form
// =====

FAR[] = bits(64) value
  FAR[S1TranslationRegime()] = value;
  return;

```

aarch64/functions/sysregisters/MAIR

```

// MAIR[] - non-assignment form
// =====

MAIRType MAIR[bits(2) regime]
  bits(64) r;
  case regime of
    when EL1 r = MAIR_EL1;
    when EL2 r = MAIR_EL2;
    otherwise Unreachable();
  return r;

```

```
// MAIR[] - non-assignment form  
// =====  
  
MAIRType MAIR[]  
    return MAIR[S1TranslationRegime()];
```

aarch64/functions/sysregisters/MAIRType

```
type MAIRType;
```

aarch64/functions/sysregisters/MPUIR

```
// MPUIR[] - non-assignment form  
// =====  
  
MPUIRType MPUIR[bits(2) regime]  
    bits(64) r;  
    case regime of  
        when EL1 r = MPUIR_EL1;  
        when EL2 r = MPUIR_EL2;  
        otherwise Unreachable();  
    return r;
```

aarch64/functions/sysregisters/MPUIRType

```
type MPUIRType;
```

aarch64/functions/sysregisters/PRBARn

```
// PRBARn[] - non-assignment form  
// =====  
  
PRBARnType PRBARn[bits(2) EL, integer index]  
    bits(64) r;  
    case EL of  
        when EL1 r = PRBARn_EL1[index];  
        when EL2 r = PRBARn_EL2[index];  
        otherwise Unreachable();  
    return r;
```

aarch64/functions/sysregisters/PRBARnType

```
type PRBARnType;
```

aarch64/functions/sysregisters/PRLARn

```
// PRLARn[] - non-assignment form  
// =====  
  
PRLARnType PRLARn[bits(2) EL, integer index]  
    bits(64) r;  
    case EL of  
        when EL1 r = PRLARn_EL1[index];  
        when EL2 r = PRLARn_EL2[index];  
        otherwise Unreachable();  
    return r;
```

aarch64/functions/sysregisters/PRLARnType

```
type PRLARnType;
```

aarch64/functions/sysregisters/SCTLR

```
// SCTLR[] - non-assignment form
// =====

SCTLRType SCTLR[bits(2) regime]
  bits(64) r;
  case regime of
    when EL1 r = SCTLR_EL1;
    when EL2 r = SCTLR_EL2;
    otherwise Unreachable();
  return r;

// SCTLR[] - non-assignment form
// =====

SCTLRType SCTLR[]
  return SCTLR[S1TranslationRegime()];
```

aarch64/functions/sysregisters/SCTLRType

```
type SCTLRType;
```

aarch64/functions/sysregisters/VBAR

```
// VBAR[] - non-assignment form
// =====

bits(64) VBAR[bits(2) regime]
  bits(64) r;
  case regime of
    when EL1 r = VBAR_EL1;
    when EL2 r = VBAR_EL2;
    otherwise Unreachable();
  return r;

// VBAR[] - non-assignment form
// =====

bits(64) VBAR[]
  return VBAR[S1TranslationRegime()];
```

aarch64/functions/system/AArch64.ImpDefSysInstr

```
// Execute an implementation-defined system instruction with write (source operand).
AArch64.ImpDefSysInstr(integer e1, bits(3) op1, bits(4) CRn, bits(4) CRm, bits(3) op2, integer t);
```

aarch64/functions/system/AArch64.ImpDefSysInstrWithResult

```
// Execute an implementation-defined system instruction with read (result operand).
AArch64.ImpDefSysInstrWithResult(integer e1, bits(3) op1, bits(4) CRn, bits(4) CRm, bits(3) op2);
```

aarch64/functions/system/AArch64.ImpDefSysRegRead

```
// Read from an implementation-defined system register and write the contents of the register to X[t].  
AArch64.ImpDefSysRegRead(bits(2) op0, bits(3) op1, bits(4) CRn, bits(4) CRm, bits(3) op2, integer t);
```

aarch64/functions/system/AArch64.ImpDefSysRegWrite

```
// Write to an implementation-defined system register.  
AArch64.ImpDefSysRegWrite(bits(2) op0, bits(3) op1, bits(4) CRn, bits(4) CRm, bits(3) op2, integer t);
```

aarch64/functions/system/AArch64.SysInstr

```
// Execute a system instruction with write (source operand).  
AArch64.SysInstr(integer op0, integer op1, integer crn, integer crm, integer op2, integer t);
```

aarch64/functions/system/AArch64.SysInstrWithResult

```
// Execute a system instruction with read (result operand).  
// Writes the result of the instruction to X[t].  
AArch64.SysInstrWithResult(integer op0, integer op1, integer crn, integer crm, integer op2, integer t);
```

aarch64/functions/system/AArch64.SysRegRead

```
// Read from a system register and write the contents of the register to X[t].  
AArch64.SysRegRead(integer op0, integer op1, integer crn, integer crm, integer op2, integer t);
```

aarch64/functions/system/AArch64.SysRegWrite

```
// Write to a system register.  
AArch64.SysRegWrite(integer op0, integer op1, integer crn, integer crm, integer op2, integer t);
```

I1.1.4 aarch64/instrs

This section includes the following pseudocode functions:

- [aarch64/instrs/branch/eret/AArch64.ExceptionReturn](#) on page I1-362.
- [aarch64/instrs/countop/CountOp](#) on page I1-362.
- [aarch64/instrs/extendreg/DecodeRegExtend](#) on page I1-362.
- [aarch64/instrs/extendreg/ExtendReg](#) on page I1-363.
- [aarch64/instrs/extendreg/ExtendType](#) on page I1-363.
- [aarch64/instrs/float/arithmic/max-min/fpmaxminop/FPMaxMinOp](#) on page I1-363.
- [aarch64/instrs/float/arithmic/unary/fpunaryop/FPUnaryOp](#) on page I1-363.
- [aarch64/instrs/float/convert/fpconvop/FPConvOp](#) on page I1-364.
- [aarch64/instrs/integer/bitfield/bfxpreferred/BFXPreferred](#) on page I1-364.
- [aarch64/instrs/integer/bitmasks/DecodeBitMasks](#) on page I1-364.
- [aarch64/instrs/integer/ins-ext/insert/movewide/movewideop/MoveWideOp](#) on page I1-366.
- [aarch64/instrs/integer/logical/movwpreferred/MoveWidePreferred](#) on page I1-366.
- [aarch64/instrs/integer/shiftrereg/DecodeShift](#) on page I1-366.
- [aarch64/instrs/integer/shiftrereg/ShiftReg](#) on page I1-366.
- [aarch64/instrs/integer/shiftrereg/ShiftType](#) on page I1-367.
- [aarch64/instrs/logicalop/LogicalOp](#) on page I1-367.
- [aarch64/instrs/memory/memop/MemAtomicOp](#) on page I1-367.

- [aarch64/instrs/memory/memop/MemOp](#) on page I1-367.
- [aarch64/instrs/memory/prefetch/Prefetch](#) on page I1-367.
- [aarch64/instrs/system/barriers/barrierop/MemBarrierOp](#) on page I1-368.
- [aarch64/instrs/system/hints/syshintop/SystemHintOp](#) on page I1-368.
- [aarch64/instrs/system/register/cpsr/pstatefield/PSTATEField](#) on page I1-368.
- [aarch64/instrs/system/sysops/at/AArch64.AT](#) on page I1-368.
- [aarch64/instrs/system/sysops/at/AArch64.EncodePAR](#) on page I1-369.
- [aarch64/instrs/system/sysops/at/AArch64.PARFaultStatus](#) on page I1-370.
- [aarch64/instrs/system/sysops/dc/AArch64.DC](#) on page I1-370.
- [aarch64/instrs/system/sysops/dc/AArch64.MemZero](#) on page I1-371.
- [aarch64/instrs/system/sysops/ic/AArch64.IC](#) on page I1-372.
- [aarch64/instrs/system/sysops/predictionrestrict/RestrictPrediction](#) on page I1-373.
- [aarch64/instrs/system/sysops/sysop/SysOp](#) on page I1-374.
- [aarch64/instrs/system/sysops/sysop/SystemOp](#) on page I1-375.
- [aarch64/instrs/system/sysops/tlbi/AArch32.DTLBI_ALL](#) on page I1-375.
- [aarch64/instrs/system/sysops/tlbi/AArch32.DTLBI_ASID](#) on page I1-375.
- [aarch64/instrs/system/sysops/tlbi/AArch32.DTLBI_VA](#) on page I1-376.
- [aarch64/instrs/system/sysops/tlbi/AArch32.ITLBI_ALL](#) on page I1-376.
- [aarch64/instrs/system/sysops/tlbi/AArch32.ITLBI_ASID](#) on page I1-377.
- [aarch64/instrs/system/sysops/tlbi/AArch32.ITLBI_VA](#) on page I1-377.
- [aarch64/instrs/system/sysops/tlbi/AArch32.TLBI_ALL](#) on page I1-378.
- [aarch64/instrs/system/sysops/tlbi/AArch32.TLBI_ASID](#) on page I1-378.
- [aarch64/instrs/system/sysops/tlbi/AArch32.TLBI_IPAS2](#) on page I1-379.
- [aarch64/instrs/system/sysops/tlbi/AArch32.TLBI_VA](#) on page I1-379.
- [aarch64/instrs/system/sysops/tlbi/AArch32.TLBI_VAA](#) on page I1-380.
- [aarch64/instrs/system/sysops/tlbi/AArch32.TLBI_VMALL](#) on page I1-380.
- [aarch64/instrs/system/sysops/tlbi/AArch32.TLBI_VMALLS12](#) on page I1-381.
- [aarch64/instrs/system/sysops/tlbi/AArch64.TLBI_ALL](#) on page I1-381.
- [aarch64/instrs/system/sysops/tlbi/AArch64.TLBI_ASID](#) on page I1-382.
- [aarch64/instrs/system/sysops/tlbi/AArch64.TLBI_IPAS2](#) on page I1-382.
- [aarch64/instrs/system/sysops/tlbi/AArch64.TLBI_RIPAS2](#) on page I1-383.
- [aarch64/instrs/system/sysops/tlbi/AArch64.TLBI_RVA](#) on page I1-383.
- [aarch64/instrs/system/sysops/tlbi/AArch64.TLBI_RVAA](#) on page I1-384.
- [aarch64/instrs/system/sysops/tlbi/AArch64.TLBI_VA](#) on page I1-385.
- [aarch64/instrs/system/sysops/tlbi/AArch64.TLBI_VAA](#) on page I1-385.
- [aarch64/instrs/system/sysops/tlbi/AArch64.TLBI_VMALL](#) on page I1-386.
- [aarch64/instrs/system/sysops/tlbi/AArch64.TLBI_VMALLS12](#) on page I1-386.
- [aarch64/instrs/system/sysops/tlbi/ASID_NONE](#) on page I1-387.
- [aarch64/instrs/system/sysops/tlbi/Broadcast](#) on page I1-387.
- [aarch64/instrs/system/sysops/tlbi/DecodeTLBITG](#) on page I1-387.
- [aarch64/instrs/system/sysops/tlbi/HasLargeAddress](#) on page I1-387.
- [aarch64/instrs/system/sysops/tlbi/TLBI](#) on page I1-387.
- [aarch64/instrs/system/sysops/tlbi/TLBIlevel](#) on page I1-388.
- [aarch64/instrs/system/sysops/tlbi/TLBIMatch](#) on page I1-388.
- [aarch64/instrs/system/sysops/tlbi/TLBIMemAttr](#) on page I1-389.
- [aarch64/instrs/system/sysops/tlbi/TLBIOp](#) on page I1-389.
- [aarch64/instrs/system/sysops/tlbi/TLBIRange](#) on page I1-390.
- [aarch64/instrs/system/sysops/tlbi/TLBIRecord](#) on page I1-390.
- [aarch64/instrs/system/sysops/tlbi/VMID](#) on page I1-391.
- [aarch64/instrs/system/sysops/tlbi/VMID_NONE](#) on page I1-391.

- [aarch64/instrs/vector/arithmetic/binary/uniform/logical/bsl-eor/vbitop/VBitOp](#) on page I1-391.
- [aarch64/instrs/vector/arithmetic/unary/cmp/compareop/CompareOp](#) on page I1-391.
- [aarch64/instrs/vector/logical/immediateop/ImmediateOp](#) on page I1-391.
- [aarch64/instrs/vector/reduce/reduceop/Reduce](#) on page I1-391.
- [aarch64/instrs/vector/reduce/reduceop/ReduceOp](#) on page I1-392.

aarch64/instrs/branch/eret/AArch64.ExceptionReturn

```
// AArch64.ExceptionReturn()
// =====

AArch64.ExceptionReturn(bits(64) new_pc_in, bits(64) spsr)
  bits(64) new_pc = new_pc_in;
  if HaveIESB() then
    sync_errors = SCTLR[].IESB == '1';
    if sync_errors then
      SynchronizeErrors();
      iesb_req = TRUE;
      TakeUnmaskedPhysicalErrorInterrupts(iesb_req);
  SynchronizeContext();

  // Attempts to change to an illegal state will invoke the Illegal Execution state mechanism
  bits(2) source_el = PSTATE.EL;
  boolean illegal_psr_state = IllegalExceptionReturn(spsr);
  SetPSTATEFromPSR(spsr, illegal_psr_state);
  ClearExclusiveLocal(ProcessorID());
  SendEventLocal();

  if illegal_psr_state && spsr<4> == '1' then
    // If the exception return is illegal, PC[63:32,1:0] are UNKNOWN
    new_pc<63:32> = bits(32) UNKNOWN;
    new_pc<1:0> = bits(2) UNKNOWN;
  elseif UsingAArch32() then // Return to AArch32
    // ELR_ELx[1:0] or ELR_ELx[0] are treated as being 0, depending on the
    // target instruction set state
    if PSTATE.T == '1' then
      new_pc<0> = '0'; // T32
    else
      new_pc<1:0> = '00'; // A32
  else // Return to AArch64
    // ELR_ELx[63:56] might include a tag
    new_pc = AArch64.BranchAddr(new_pc);

  if UsingAArch32() then
    // 32 most significant bits are ignored.
    boolean branch_conditional = FALSE;
    BranchTo(new_pc<31:0>, BranchType_ERET, branch_conditional);
  else
    BranchToAddr(new_pc, BranchType_ERET);

  CheckExceptionCatch(FALSE); // Check for debug event on exception return
```

aarch64/instrs/countop/CountOp

```
enumeration CountOp {CountOp_CLZ, CountOp_CLS, CountOp_CNT};
```

aarch64/instrs/extendreg/DecodeRegExtend

```
// DecodeRegExtend()
// =====
// Decode a register extension option
```

```
ExtendType DecodeRegExtend(bits(3) op)
  case op of
    when '000' return ExtendType_UXTB;
    when '001' return ExtendType_UXTH;
    when '010' return ExtendType_UXTW;
    when '011' return ExtendType_UXTX;
    when '100' return ExtendType_SXTB;
    when '101' return ExtendType_SXTH;
    when '110' return ExtendType_SXTW;
    when '111' return ExtendType_SXTX;
```

aarch64/instrs/extendreg/ExtendReg

```
// ExtendReg()
// =====
// Perform a register extension and shift

bits(N) ExtendReg(integer reg, ExtendType exttype, integer shift)
  assert shift >= 0 && shift <= 4;
  bits(N) val = X[reg];
  boolean unsigned;
  integer len;

  case exttype of
    when ExtendType_SXTB unsigned = FALSE; len = 8;
    when ExtendType_SXTH unsigned = FALSE; len = 16;
    when ExtendType_SXTW unsigned = FALSE; len = 32;
    when ExtendType_SXTX unsigned = FALSE; len = 64;
    when ExtendType_UXTB unsigned = TRUE; len = 8;
    when ExtendType_UXTH unsigned = TRUE; len = 16;
    when ExtendType_UXTW unsigned = TRUE; len = 32;
    when ExtendType_UXTX unsigned = TRUE; len = 64;

  // Note the extended width of the intermediate value and
  // that sign extension occurs from bit <len+shift-1>, not
  // from bit <len-1>. This is equivalent to the instruction
  // [SU]BFIZ Rtmp, Rreg, #shift, #len
  // It may also be seen as a sign/zero extend followed by a shift:
  // LSL(Extend(val<len-1:0>, N, unsigned), shift);

  len = Min(len, N - shift);
  return Extend(val<len-1:0> : Zeros(shift), N, unsigned);
```

aarch64/instrs/extendreg/ExtendType

```
enumeration ExtendType {ExtendType_SXTB, ExtendType_SXTH, ExtendType_SXTW, ExtendType_SXTX,
  ExtendType_UXTB, ExtendType_UXTH, ExtendType_UXTW, ExtendType_UXTX};
```

aarch64/instrs/float/arithmetic/max-min/fpmaxminop/FPMaxMinOp

```
enumeration FPMaxMinOp {FPMaxMinOp_MAX, FPMaxMinOp_MIN,
  FPMaxMinOp_MAXNUM, FPMaxMinOp_MINNUM};
```

aarch64/instrs/float/arithmetic/unary/fpunaryop/FPUnaryOp

```
enumeration FPUnaryOp {FPUnaryOp_ABS, FPUnaryOp_MOV,
  FPUnaryOp_NEG, FPUnaryOp_SQRT};
```

aarch64/instrs/float/convert/fpconvop/FPConvOp

```
enumeration FPConvOp    {FPConvOp_CVT_FtoI, FPConvOp_CVT_ItoF,  
                        FPConvOp_MOV_FtoI, FPConvOp_MOV_ItoF  
                        , FPConvOp_CVT_FtoI_JS  
};
```

aarch64/instrs/integer/bitfield/bfxpreferred/BFXPreferred

```
// BFXPreferred()  
// =====  
//  
// Return TRUE if UBFX or SBFX is the preferred disassembly of a  
// UBFM or SBFM bitfield instruction. Must exclude more specific  
// aliases UBFIZ, SBFIZ, UXT[BH], SXT[BHW], LSL, LSR and ASR.  
  
boolean BFXPreferred(bit sf, bit uns, bits(6) imms, bits(6) immr)  
    integer S = UInt(imms);  
    integer R = UInt(immr);  
  
    // must not match UBFIZ/SBFIX alias  
    if UInt(imms) < UInt(immr) then  
        return FALSE;  
  
    // must not match LSR/ASR/LSL alias (imms == 31 or 63)  
    if imms == sf:'11111' then  
        return FALSE;  
  
    // must not match UXTx/SXTx alias  
    if immr == '000000' then  
        // must not match 32-bit UXT[BH] or SXT[BH]  
        if sf == '0' && imms IN {'000111', '001111'} then  
            return FALSE;  
        // must not match 64-bit SXT[BHW]  
        if sf:uns == '10' && imms IN {'000111', '001111', '011111'} then  
            return FALSE;  
  
    // must be UBFX/SBFX alias  
    return TRUE;
```

aarch64/instrs/integer/bitmasks/DecodeBitMasks

```
// DecodeBitMasks()  
// =====  
  
// Decode AArch64 bitfield and logical immediate masks which use a similar encoding structure  
  
(bits(M), bits(M)) DecodeBitMasks(bit immN, bits(6) imms, bits(6) immr, boolean immediate)  
    bits(64) tmask, wmask;  
    bits(6) tmask_and, wmask_and;  
    bits(6) tmask_or, wmask_or;  
    bits(6) levels;  
  
    // Compute log2 of element size  
    // 2^len must be in range [2, M]  
    len = HighestSetBit(immN:NOT(imms));  
    if len < 1 then UNDEFINED;  
    assert M >= (1 << len);  
  
    // Determine S, R and S - R parameters  
    levels = ZeroExtend(Ones(len), 6);  
  
    // For logical immediates an all-ones value of S is reserved  
    // since it would generate a useless all-ones result (many times)
```

```

if immediate && (imms AND levels) == levels then
  UNDEFINED;

S = UInt(imms AND levels);
R = UInt(immr AND levels);
diff = S - R; // 6-bit subtract with borrow

// From a software perspective, the remaining code is equivalent to:
// esize = 1 << len;
// d = UInt(diff<len-1:0>);
// welem = ZeroExtend(Ones(S + 1), esize);
// telem = ZeroExtend(Ones(d + 1), esize);
// wmask = Replicate(ROR(welem, R));
// tmask = Replicate(telem);
// return (wmask, tmask);

// Compute "top mask"
tmask_and = diff<5:0> OR NOT(levels);
tmask_or = diff<5:0> AND levels;

tmask = Ones(64);
tmask = ((tmask
  AND Replicate(Replicate(tmask_and<0>, 1) : Ones(1), 32))
  OR Replicate(Zeros(1) : Replicate(tmask_or<0>, 1), 32));
// optimization of first step:
// tmask = Replicate(tmask_and<0> : '1', 32);
tmask = ((tmask
  AND Replicate(Replicate(tmask_and<1>, 2) : Ones(2), 16))
  OR Replicate(Zeros(2) : Replicate(tmask_or<1>, 2), 16));
tmask = ((tmask
  AND Replicate(Replicate(tmask_and<2>, 4) : Ones(4), 8))
  OR Replicate(Zeros(4) : Replicate(tmask_or<2>, 4), 8));
tmask = ((tmask
  AND Replicate(Replicate(tmask_and<3>, 8) : Ones(8), 4))
  OR Replicate(Zeros(8) : Replicate(tmask_or<3>, 8), 4));
tmask = ((tmask
  AND Replicate(Replicate(tmask_and<4>, 16) : Ones(16), 2))
  OR Replicate(Zeros(16) : Replicate(tmask_or<4>, 16), 2));
tmask = ((tmask
  AND Replicate(Replicate(tmask_and<5>, 32) : Ones(32), 1))
  OR Replicate(Zeros(32) : Replicate(tmask_or<5>, 32), 1));

// Compute "wraparound mask"
wmask_and = immr OR NOT(levels);
wmask_or = immr AND levels;

wmask = Zeros(64);
wmask = ((wmask
  AND Replicate(Ones(1) : Replicate(wmask_and<0>, 1), 32))
  OR Replicate(Replicate(wmask_or<0>, 1) : Zeros(1), 32));
// optimization of first step:
// wmask = Replicate(wmask_or<0> : '0', 32);
wmask = ((wmask
  AND Replicate(Ones(2) : Replicate(wmask_and<1>, 2), 16))
  OR Replicate(Replicate(wmask_or<1>, 2) : Zeros(2), 16));
wmask = ((wmask
  AND Replicate(Ones(4) : Replicate(wmask_and<2>, 4), 8))
  OR Replicate(Replicate(wmask_or<2>, 4) : Zeros(4), 8));
wmask = ((wmask
  AND Replicate(Ones(8) : Replicate(wmask_and<3>, 8), 4))
  OR Replicate(Replicate(wmask_or<3>, 8) : Zeros(8), 4));
wmask = ((wmask
  AND Replicate(Ones(16) : Replicate(wmask_and<4>, 16), 2))
  OR Replicate(Replicate(wmask_or<4>, 16) : Zeros(16), 2));
wmask = ((wmask
  AND Replicate(Ones(32) : Replicate(wmask_and<5>, 32), 1))
  OR Replicate(Replicate(wmask_or<5>, 32) : Zeros(32), 1));

```

```
if diff<6> != '0' then // borrow from S - R
    wmask = wmask AND tmask;
else
    wmask = wmask OR tmask;

return (wmask<M-1:0>, tmask<M-1:0>);
```

aarch64/instrs/integer/ins-ext/insert/movewide/movewideop/MoveWideOp

```
enumeration MoveWideOp {MoveWideOp_N, MoveWideOp_Z, MoveWideOp_K};
```

aarch64/instrs/integer/logical/movwpreferred/MoveWidePreferred

```
// MoveWidePreferred()
// =====
//
// Return TRUE if a bitmask immediate encoding would generate an immediate
// value that could also be represented by a single MOVZ or MOVN instruction.
// Used as a condition for the preferred MOV<-ORR alias.

boolean MoveWidePreferred(bit sf, bit immN, bits(6) imms, bits(6) immr)
    integer S = UInt(imms);
    integer R = UInt(immr);
    integer width = if sf == '1' then 64 else 32;

    // element size must equal total immediate size
    if sf == '1' && !((immN:imms) IN {'1xxxxx'}) then
        return FALSE;
    if sf == '0' && !((immN:imms) IN {'00xxxxx'}) then
        return FALSE;

    // for MOVZ must contain no more than 16 ones
    if S < 16 then
        // ones must not span halfword boundary when rotated
        return (-R MOD 16) <= (15 - S);

    // for MOVN must contain no more than 16 zeros
    if S >= width - 15 then
        // zeros must not span halfword boundary when rotated
        return (R MOD 16) <= (S - (width - 15));

    return FALSE;
```

aarch64/instrs/integer/shiftreg/DecodeShift

```
// DecodeShift()
// =====
// Decode shift encodings

ShiftType DecodeShift(bits(2) op)
    case op of
        when '00' return ShiftType_LSL;
        when '01' return ShiftType_LSR;
        when '10' return ShiftType_ASR;
        when '11' return ShiftType_ROR;
```

aarch64/instrs/integer/shiftreg/ShiftReg

```
// ShiftReg()
// =====
// Perform shift of a register operand
```

```
bits(N) ShiftReg(integer reg, ShiftType shifttype, integer amount)
  bits(N) result = X[reg];
  case shifttype of
    when ShiftType_LSL result = LSL(result, amount);
    when ShiftType_LSR result = LSR(result, amount);
    when ShiftType_ASR result = ASR(result, amount);
    when ShiftType_ROR result = ROR(result, amount);
  return result;
```

aarch64/instrs/integer/shiftreg/ShiftType

```
enumeration ShiftType {ShiftType_LSL, ShiftType_LSR, ShiftType_ASR, ShiftType_ROR};
```

aarch64/instrs/logicalop/LogicalOp

```
enumeration LogicalOp {LogicalOp_AND, LogicalOp_EOR, LogicalOp_ORR};
```

aarch64/instrs/memory/memop/MemAtomicOp

```
enumeration MemAtomicOp {MemAtomicOp_ADD,
  MemAtomicOp_BIC,
  MemAtomicOp_EOR,
  MemAtomicOp_ORR,
  MemAtomicOp_SMAX,
  MemAtomicOp_SMIN,
  MemAtomicOp_UMAX,
  MemAtomicOp_UMIN,
  MemAtomicOp_SWP};
```

aarch64/instrs/memory/memop/MemOp

```
enumeration MemOp {MemOp_LOAD, MemOp_STORE, MemOp_PREFETCH};
```

aarch64/instrs/memory/prefetch/Prefetch

```
// Prefetch()
// =====

// Decode and execute the prefetch hint on ADDRESS specified by PRFOP

Prefetch(bits(64) address, bits(5) prfop)
  PrefetchHint hint;
  integer target;
  boolean stream;

  case prfop<4:3> of
    when '00' hint = Prefetch_READ; // PLD: prefetch for load
    when '01' hint = Prefetch_EXEC; // PLI: preload instructions
    when '10' hint = Prefetch_WRITE; // PST: prepare for store
    when '11' return; // unallocated hint
  target = UInt(prfop<2:1>); // target cache level
  stream = (prfop<0> != '0'); // streaming (non-temporal)
  Hint_Prefetch(address, hint, target, stream);
  return;
```

aarch64/instrs/system/barriers/barrierop/MemBarrierOp

```
enumeration MemBarrierOp { MemBarrierOp_DSB // Data Synchronization Barrier
, MemBarrierOp_DMB // Data Memory Barrier
, MemBarrierOp_ISB // Instruction Synchronization Barrier
, MemBarrierOp_SSBB // Speculative Synchronization Barrier to VA
, MemBarrierOp_PSSBB // Speculative Synchronization Barrier to PA
, MemBarrierOp_SB // Speculation Barrier
};
```

aarch64/instrs/system/hints/syshintop/SystemHintOp

```
enumeration SystemHintOp {
SystemHintOp_NOP,
SystemHintOp_YIELD,
SystemHintOp_WFE,
SystemHintOp_WFI,
SystemHintOp_SEV,
SystemHintOp_SEVL,
SystemHintOp_DGH,
SystemHintOp_ESB,
SystemHintOp_TSB,
SystemHintOp_CSDB
};
```

aarch64/instrs/system/register/cpsr/pstatefield/PSTATEField

```
enumeration PSTATEField {PSTATEField_DAIFFSet, PSTATEField_DAIFFClr,
PSTATEField_PAN, // Armv8.1
PSTATEField_UAO, // Armv8.2
PSTATEField_DIT, // Armv8.4
PSTATEField_SSBS,
PSTATEField_SP
};
```

aarch64/instrs/system/sysops/at/AArch64.AT

```
// AArch64.AT()
// =====
// Perform address translation as per AT instructions.

AArch64.AT(bits(64) address, TranslationStage stage_in, bits(2) el_in, ATAccess ataccess)
TranslationStage stage = stage_in;
bits(2) el = el_in;

acctype = if ataccess IN {ATAccess_Read, ATAccess_Write} then AccType_AT else AccType_ATPAN;
iswrite = ataccess IN {ATAccess_WritePAN, ATAccess_Write};
aligned = TRUE;
ispriv = el != EL0;

fault = NoFault();
fault.acctype = acctype;
fault.write = iswrite;

Regime regime;
if stage == TranslationStage_12 then
    regime = Regime_EL10;
else
    regime = TranslationRegime(el);

AddressDescriptor addrdesc;
ss = SecurityStateAtEL(el);
if (el == EL0 && ELUsingAArch32(EL1)) || (el != EL0 && ELUsingAArch32(el)) then
```



```

if regime == Regime_EL2 || TTBCR.EAE == '1' then
    (fault, addrdesc) = AArch32.S1TranslateLD(fault, regime, ss, address<31:0>, acctype,
        aligned, iswrite, ispriv);
else
    (fault, addrdesc, -) = AArch32.S1TranslateSD(fault, regime, ss, address<31:0>, acctype,
        aligned, iswrite, ispriv);
else
    (fault, addrdesc) = AArch64.S1Translate(fault, regime, ss, address, acctype, aligned,
        iswrite, ispriv);

if stage == TranslationStage_12 && fault.statuscode == Fault_None then
    boolean s2fs1walk;
    boolean s1aarch64;
    if ELUsingAArch32(EL1) && regime == Regime_EL10 && EL2Enabled() then
        addrdesc.vaddress = ZeroExtend(address);
        s2fs1walk = FALSE;
        (fault, addrdesc) = AArch32.S2Translate(fault, addrdesc, ss, s2fs1walk, acctype,
            aligned, iswrite, ispriv);
    elseif regime == Regime_EL10 && EL2Enabled() then
        s1aarch64 = TRUE;
        s2fs1walk = FALSE;
        (fault, addrdesc) = AArch64.S2Translate(fault, addrdesc, s1aarch64, ss, s2fs1walk,
            acctype, aligned, iswrite, ispriv);

is_ATSIEx = stage != TranslationStage_12;
if fault.statuscode != Fault_None then
    addrdesc = CreateFaultyAddressDescriptor(address, fault);
    // Take an exception on:
    // * A Synchronous External abort occurs on translation table walk
    // * A stage 2 fault occurs on a stage 1 walk
    if IsExternalAbort(fault) || (PSTATE.EL == EL1 && fault.s2fs1walk) then
        PAR_EL1 = bits(64) UNKNOWN;
        AArch64.Abort(address, addrdesc.fault);

AArch64.EncodePAR(regime, addrdesc);
return;

```

aarch64/instrs/system/sysops/at/AArch64.EncodePAR

```

// AArch64.EncodePAR()
// =====
// Encode PAR register with result of translation.

AArch64.EncodePAR(Regime regime, AddressDescriptor addrdesc)
    PAR_EL1 = Zeros();
    paspace = addrdesc.paddress.paspace;

    if !IsFault(addrdesc) then
        PAR_EL1.F = '0';
        PAR_EL1<11> = '1'; // RES1
        if SecurityStateForRegime(regime) == SS_Secure then
            PAR_EL1.NS = if paspace == PAS_Secure then '0' else '1';
        else
            PAR_EL1.NS = bit UNKNOWN;
        PAR_EL1.SH = ReportedPARShareability(PAREncodeShareability(addrdesc.memattr));
        PAR_EL1.PA = addrdesc.paddress.address<52-1:12>;
        PAR_EL1.ATTR = ReportedPARAttr(EncodePARAttr(addrdesc.memattr));
        PAR_EL1<10> = bit IMPLEMENTATION_DEFINED "Non-Faulting PAR";
    else
        PAR_EL1.F = '1';
        PAR_EL1.FST = AArch64.PARFaultStatus(addrdesc.fault);
        PAR_EL1.PTW = if addrdesc.fault.s2fs1walk then '1' else '0';
        PAR_EL1.S = if addrdesc.fault.secondstage then '1' else '0';
        PAR_EL1<11> = '1'; // RES1

```

```
PAR_EL1<63:48> = bits(16) IMPLEMENTATION_DEFINED "Faulting PAR";  
return;
```

aarch64/instrs/system/sysops/at/AArch64.PARFaultStatus

```
// AArch64.PARFaultStatus()  
// =====  
// Fault status field decoding of 64-bit PAR.  
  
bits(6) AArch64.PARFaultStatus(FaultRecord fault)  
  bits(6) fst;  
  
  if fault.statuscode == Fault_Domain then  
    // Report Domain fault  
    assert fault.level IN {1,2};  
    fst<1:0> = if fault.level == 1 then '01' else '10';  
    fst<5:2> = '1111';  
  else  
    fst = EncodeLDFSC(fault.statuscode, fault.level);  
  return fst;
```

aarch64/instrs/system/sysops/dc/AArch64.DC

```
// AArch64.DC()  
// =====  
// Perform Data Cache Operation.  
  
AArch64.DC(bits(64) regval, CacheType cachetype, CacheOp cacheop, CacheOpScope opscope_in)  
  CacheOpScope opscope = opscope_in;  
  AccType acctype = AccType_DC;  
  CacheRecord cache;  
  
  cache.acctype = acctype;  
  cache.cachetype = cachetype;  
  cache.cacheop = cacheop;  
  cache.opscope = opscope;  
  
  if opscope == CacheOpScope_SetWay then  
    ss = SecurityStateAtEL(PSTATE.EL);  
    cache.cpas = CPASAtSecurityState(ss);  
    cache.shareability = Shareability_NSH;  
    (cache.set, cache.way, cache.level) = DecodeSW(regval, cachetype);  
    if (cacheop == CacheOp_Invalidate && PSTATE.EL == EL1 && EL2Enabled() &&  
        (HCR_EL2.SWI0 == '1' || HCR_EL2.<DC,VM> != '00')) then  
      cache.cacheop = CacheOp_CleanInvalidate;  
  
    CACHE_OP(cache);  
    return;  
  
  if EL2Enabled() then  
    if PSTATE.EL IN {EL0, EL1} then  
      cache.is_vmid_valid = TRUE;  
      cache.vmid = VMID[];  
    else  
      cache.is_vmid_valid = FALSE;  
  else  
    cache.is_vmid_valid = FALSE;  
  
  if PSTATE.EL == EL0 then  
    cache.is_asid_valid = TRUE;  
    cache.asid = ASID[];  
  else  
    cache.is_asid_valid = FALSE;
```

```

    if opscope == CacheOpScope_PoDP && boolean IMPLEMENTATION_DEFINED "Memory system does not supports
    PoDP" then
        opscope = CacheOpScope_PoP;
    if opscope == CacheOpScope_PoP && boolean IMPLEMENTATION_DEFINED "Memory system does not supports
    PoP" then
        opscope = CacheOpScope_PoC;
        need_translate = DCInstNeedsTranslation(opscope);
        iswrite = cacheop == CacheOp_Invalidate;
        vaddress = regval;

        size = 0;          // by default no watchpoint address
        if iswrite then
            size = integer IMPLEMENTATION_DEFINED "Data Cache Invalidate Watchpoint Size";
            assert size >= 4*(2^(UInt(CTR_EL0.DminLine))) && size <= 2048;
            assert UInt(size<32:0> AND (size-1)<32:0>) == 0; // size is power of 2
            vaddress = Align(regval, size);

        cache.translated = need_translate;
        cache.vaddress = vaddress;

    if need_translate then
        wasaligned = TRUE;
        memaddrdesc = AArch64.TranslateAddress(vaddress, acctype, iswrite, wasaligned, size);
        if IsFault(memaddrdesc) then
            AArch64.Abort(regval, memaddrdesc.fault);

        memattrs = memaddrdesc.memattrs;
        cache.paddress = memaddrdesc.paddress;
        cache.cpas = CPASatPAS(memaddrdesc.paddress.paspace);
        if opscope IN {CacheOpScope_PoC, CacheOpScope_PoP, CacheOpScope_PoDP} then
            cache.shareability = memattrs.shareability;
        else
            cache.shareability = Shareability_NSH;
    else
        cache.shareability = Shareability_UNKNOWN;
        cache.paddress = FullAddress_UNKNOWN;

    if cacheop == CacheOp_Invalidate && PSTATE.EL == EL1 && EL2Enabled() && HCR_EL2.<DC,VM> != '00' then
        cache.cacheop = CacheOp_CleanInvalidate;

    CACHE_OP(cache);
    return;
  
```

aarch64/instrs/system/sysops/dc/AArch64.MemZero

```

// AArch64.MemZero()
// =====

AArch64.MemZero(bits(64) regval, CacheType cachetype)

    AccType acctype = AccType_DCZVA;
    boolean iswrite = TRUE;
    boolean wasaligned = TRUE;

    integer size = 4*(2^(UInt(DCZID_EL0.BS)));
    bits(64) vaddress = Align(regval, size);

    memaddrdesc = AArch64.TranslateAddress(vaddress, acctype, iswrite, wasaligned, size);

    if IsFault(memaddrdesc) then
        if IsDebugException(memaddrdesc.fault) then
            AArch64.Abort(vaddress, memaddrdesc.fault);
        else
            AArch64.Abort(regval, memaddrdesc.fault);
    else
        if cachetype == CacheType_Data then
  
```

```

    AArch64.DataMemZero(regval, vaddress, memaddrdesc, size);
  return;

```

aarch64/instrs/system/sysops/ic/AArch64.IC

```

// AArch64.IC()
// =====
// Perform Instruction Cache Operation.

AArch64.IC(CacheOpScope opscope)
  regval = bits(64) UNKNOWN;
  AArch64.IC(regval, opscope);

// AArch64.IC()
// =====
// Perform Instruction Cache Operation.

AArch64.IC(bits(64) regval, CacheOpScope opscope)
  CacheRecord cache;
  AccType acctype = AccType_IC;

  cache.acctype = acctype;
  cache.cachetype = CacheType_Instruction;
  cache.cacheop = CacheOp_Invalidate;
  cache.opscope = opscope;

  if opscope IN {CacheOpScope_ALLU, CacheOpScope_ALLUIS} then
    ss = SecurityStateAtEL(PSTATE.EL);
    cache.cpas = CPASAtSecurityState(ss);
    if (opscope == CacheOpScope_ALLUIS || (opscope == CacheOpScope_ALLU && PSTATE.EL == EL1
      && EL2Enabled() && HCR_EL2.FB == '1')) then
      cache.shareability = Shareability_ISH;
    else
      cache.shareability = Shareability_NSH;
    cache.regval = regval;
    CACHE_OP(cache);
  else
    assert opscope == CacheOpScope_PoU;

    if EL2Enabled() then
      if PSTATE.EL IN {EL0, EL1} then
        cache.is_vmid_valid = TRUE;
        cache.vmid = VMID[];
      else
        cache.is_vmid_valid = FALSE;
    else
      cache.is_vmid_valid = FALSE;

    if PSTATE.EL == EL0 then
      cache.is_asid_valid = TRUE;
      cache.asid = ASID[];
    else
      cache.is_asid_valid = FALSE;

    bits(64) vaddress = regval;
    need_translate = ICInstNeedsTranslation(opscope);

    cache.vaddress = regval;
    cache.shareability = Shareability_NSH;
    cache.translated = need_translate;

    if !need_translate then
      cache.paddress = FullAddress UNKNOWN;
      CACHE_OP(cache);
      return;
    iswrite = FALSE;

```

```

wasaligned = TRUE;
size = 0;
memaddrdesc = AArch64.TranslateAddress(vaddress, acctype, iswrite, wasaligned, size);

if IsFault(memaddrdesc) then
    AArch64.Abort(regval, memaddrdesc.fault);

cache.cpas = CPASAtPAS(memaddrdesc.paddress.paspace);
cache.paddress = memaddrdesc.paddress;
CACHE_OP(cache);
return;

```

aarch64/instrs/system/sysops/predictionrestrict/RestrictPrediction

```

// RestrictPrediction()
// =====
// Clear all predictions in the context.

AArch64.RestrictPrediction(bits(64) val, RestrictType restriction)

ExecutionCntxt c;
target_el     = val<25:24>;

// If the instruction is executed at an EL lower than the specified
// level, it is treated as a NOP.
if UInt(target_el) > UInt(PSTATE.EL) then return;

bit ns = val<26>;
ss = TargetSecurityState(ns);

c.security = ss;
c.target_el = target_el;

if EL2Enabled() then
    if PSTATE.EL IN {EL0, EL1} then
        c.is_vmid_valid = TRUE;
        c.all_vmid      = FALSE;
        c.vmid          = VMID[];

    elseif target_el IN {EL0, EL1} then
        c.is_vmid_valid = TRUE;
        c.all_vmid      = val<48> == '1';
        c.vmid          = val<47:32>;           // Only valid if val<48> == '0';
    else
        c.is_vmid_valid = FALSE;
else
    c.is_vmid_valid = FALSE;

if PSTATE.EL == EL0 then
    c.is_asid_valid = TRUE;
    c.all_asid      = FALSE;
    c.asid          = ASID[];

elseif target_el == EL0 then
    c.is_asid_valid = TRUE;
    c.all_asid      = val<16> == '1';
    c.asid          = val<15:0>;           // Only valid if val<16> == '0';
else
    c.is_asid_valid = FALSE;

c.restriction = restriction;
RESTRICT_PREDICTIONS(c);

```

aarch64/instrs/system/sysops/sysop/SysOp

```
// SysOp()
// =====

SystemOp SysOp(bits(3) op1, bits(4) CRn, bits(4) CRm, bits(3) op2)
  case op1:CRn:CRm:op2 of
    when '000 0111 1000 000' return Sys_AT; // S1E1R
    when '100 0111 1000 000' return Sys_AT; // S1E2R
    when '110 0111 1000 000' return Sys_AT; // S1E3R
    when '000 0111 1000 001' return Sys_AT; // S1E1W
    when '100 0111 1000 001' return Sys_AT; // S1E2W
    when '110 0111 1000 001' return Sys_AT; // S1E3W
    when '000 0111 1000 010' return Sys_AT; // S1E0R
    when '000 0111 1000 011' return Sys_AT; // S1E0W
    when '100 0111 1000 100' return Sys_AT; // S12E1R
    when '100 0111 1000 101' return Sys_AT; // S12E1W
    when '100 0111 1000 110' return Sys_AT; // S12E0R
    when '100 0111 1000 111' return Sys_AT; // S12E0W
    when '011 0111 0100 001' return Sys_DC; // ZVA
    when '000 0111 0110 001' return Sys_DC; // IVAC
    when '000 0111 0110 010' return Sys_DC; // ISW
    when '011 0111 0101 001' return Sys_DC; // CVAC
    when '000 0111 0101 010' return Sys_DC; // CSW
    when '011 0111 0101 001' return Sys_DC; // CVAU
    when '011 0111 1110 001' return Sys_DC; // CIVAC
    when '000 0111 1110 010' return Sys_DC; // CISW
    when '011 0111 1101 001' return Sys_DC; // CVADP
    when '000 0111 0001 000' return Sys_IC; // IALLUIS
    when '000 0111 0101 000' return Sys_IC; // IALLU
    when '011 0111 0101 001' return Sys_IC; // IVAU
    when '100 1000 0000 001' return Sys_TLBI; // IPAS2E1IS
    when '100 1000 0000 101' return Sys_TLBI; // IPAS2LE1IS
    when '000 1000 0011 000' return Sys_TLBI; // VMALLE1IS
    when '100 1000 0011 000' return Sys_TLBI; // ALLE2IS
    when '110 1000 0011 000' return Sys_TLBI; // ALLE3IS
    when '000 1000 0011 001' return Sys_TLBI; // VAE1IS
    when '100 1000 0011 001' return Sys_TLBI; // VAE2IS
    when '110 1000 0011 001' return Sys_TLBI; // VAE3IS
    when '000 1000 0011 010' return Sys_TLBI; // ASIDE1IS
    when '000 1000 0011 011' return Sys_TLBI; // VAAE1IS
    when '100 1000 0011 100' return Sys_TLBI; // ALLE1IS
    when '000 1000 0011 101' return Sys_TLBI; // VALE1IS
    when '100 1000 0011 101' return Sys_TLBI; // VALE2IS
    when '110 1000 0011 101' return Sys_TLBI; // VALE3IS
    when '100 1000 0011 110' return Sys_TLBI; // VMALLS12E1IS
    when '000 1000 0011 111' return Sys_TLBI; // VAALE1IS
    when '100 1000 0100 001' return Sys_TLBI; // IPAS2E1
    when '100 1000 0100 101' return Sys_TLBI; // IPAS2LE1
    when '000 1000 0111 000' return Sys_TLBI; // VMALLE1
    when '100 1000 0111 000' return Sys_TLBI; // ALLE2
    when '110 1000 0111 000' return Sys_TLBI; // ALLE3
    when '000 1000 0111 001' return Sys_TLBI; // VAE1
    when '100 1000 0111 001' return Sys_TLBI; // VAE2
    when '110 1000 0111 001' return Sys_TLBI; // VAE3
    when '000 1000 0111 010' return Sys_TLBI; // ASIDE1
    when '000 1000 0111 011' return Sys_TLBI; // VAAE1
    when '100 1000 0111 100' return Sys_TLBI; // ALLE1
    when '000 1000 0111 101' return Sys_TLBI; // VALE1
    when '100 1000 0111 101' return Sys_TLBI; // VALE2
    when '110 1000 0111 101' return Sys_TLBI; // VALE3
    when '100 1000 0111 110' return Sys_TLBI; // VMALLS12E1
    when '000 1000 0111 111' return Sys_TLBI; // VAALE1
  return Sys_SYS;
```

aarch64/instrs/system/sysops/sysop/SystemOp

```
enumeration SystemOp {Sys_AT, Sys_DC, Sys_IC, Sys_TLBI, Sys_SYS};
```

aarch64/instrs/system/sysops/tlbi/AArch32.DTLBI_ALL

```
// AArch32.DTLBI_ALL()
// =====
// Invalidate all data TLB entries for the indicated translation regime with the
// the indicated security state for all TLBs within the indicated shareability domain.
// Invalidation applies to all applicable stage 1 and stage 2 entries.
// The indicated attr defines the attributes of the memory operations that must be completed in
// order to deem this operation to be completed.

AArch32.DTLBI_ALL(SecurityState security, Regime regime, Shareability shareability, TLBMemAttr attr)
  assert PSTATE.EL IN {EL3, EL2, EL1};

  TLBIRecord r;
  r.op          = TLBIOp_DALL;
  r.from_aarch64 = FALSE;
  r.security    = security;
  r.regime     = regime;
  r.level      = TLBILevel_Any;
  r.attr       = attr;

  TLBI(r);
  if shareability != Shareability_NSH then Broadcast(shareability, r);
  return;
```

aarch64/instrs/system/sysops/tlbi/AArch32.DTLBI_ASID

```
// AArch32.DTLBI_ASID()
// =====
// Invalidate all data TLB stage 1 entries matching the indicated VMID (where regime supports)
// and ASID in the parameter Rt in the indicated translation regime with the
// indicated security state for all TLBs within the indicated shareability domain.
// Note: stage 1 and stage 2 combined entries are in the scope of this operation.
// The indicated attr defines the attributes of the memory operations that must be completed in
// order to deem this operation to be completed.
// When attr is TLBI_ExcludeXS, only operations with XS=0 within the scope of this TLB operation
// are required to complete.

AArch32.DTLBI_ASID(SecurityState security, Regime regime, bits(16) vmid, Shareability shareability,
  TLBMemAttr attr, bits(32) Rt)
  assert PSTATE.EL IN {EL3, EL2, EL1};

  TLBIRecord r;
  r.op          = TLBIOp_DASID;
  r.from_aarch64 = FALSE;
  r.security    = security;
  r.regime     = regime;
  r.vmid       = vmid;
  r.level      = TLBILevel_Any;
  r.attr       = attr;
  r.asid       = Zeros(8) : Rt<7:0>;

  TLBI(r);
  if shareability != Shareability_NSH then Broadcast(shareability, r);
  return;
```

aarch64/instrs/system/sysops/tlbi/AArch32.DTLBI_VA

```
// AArch32.DTLBI_VA()  
// =====  
// Invalidate by VA all stage 1 data TLB entries in the indicated shareability domain  
// matching the indicated VMID and ASID (where regime supports VMID, ASID) in the indicated regime  
// with the indicated security state.  
// ASID, VA and related parameters are derived from Rt.  
// Note: stage 1 and stage 2 combined entries are in the scope of this operation.  
// When the indicated level is  
//   TLBILevel_Any : this applies to TLB entries at all levels  
//   TLBILevel_Last : this applies to TLB entries at last level only  
// The indicated attr defines the attributes of the memory operations that must be completed in  
// order to deem this operation to be completed.  
// When attr is TLBI_ExcludeXS, only operations with XS=0 within the scope of this TLB operation  
// are required to complete.
```

```
AArch32.DTLBI_VA(SecurityState security, Regime regime, bits(16) vmid,  
                 Shareability shareability, TLBILevel level, TLBIMemAttr attr, bits(32) Rt)  
assert PSTATE.EL IN {EL3, EL2, EL1};
```

```
TLBIRecord r;  
r.op          = TLBIOp_DVA;  
r.from_aarch64 = FALSE;  
r.security    = security;  
r.regime      = regime;  
r.vmid        = vmid;  
r.level       = level;  
r.attr        = attr;  
r.asid        = Zeros(8) : Rt<7:0>;  
r.address     = Zeros(32) : Rt<31:12> : Zeros(12);
```

```
TLBI(r);  
if shareability != Shareability_NSH then Broadcast(shareability, r);  
return;
```

aarch64/instrs/system/sysops/tlbi/AArch32.ITLBI_ALL

```
// AArch32.ITLBI_ALL()  
// =====  
// Invalidate all instruction TLB entries for the indicated translation regime with the  
// the indicated security state for all TLBs within the indicated shareability domain.  
// Invalidation applies to all applicable stage 1 and stage 2 entries.  
// The indicated attr defines the attributes of the memory operations that must be completed in  
// order to deem this operation to be completed.
```

```
AArch32.ITLBI_ALL(SecurityState security, Regime regime, Shareability shareability, TLBIMemAttr attr)  
assert PSTATE.EL IN {EL3, EL2, EL1};
```

```
TLBIRecord r;  
r.op          = TLBIOp_IALL;  
r.from_aarch64 = FALSE;  
r.security    = security;  
r.regime      = regime;  
r.level       = TLBILevel_Any;  
r.attr        = attr;
```

```
TLBI(r);  
if shareability != Shareability_NSH then Broadcast(shareability, r);  
return;
```


aarch64/instrs/system/sysops/tlbi/AArch32.ITLBI_ASID

```
// AArch32.ITLBI_ASID()
// =====
// Invalidate all instruction TLB stage 1 entries matching the indicated VMID (where regime supports)
// and ASID in the parameter Rt in the indicated translation regime with the
// indicated security state for all TLBs within the indicated shareability domain.
// Note: stage 1 and stage 2 combined entries are in the scope of this operation.
// The indicated attr defines the attributes of the memory operations that must be completed in
// order to deem this operation to be completed.
// When attr is TLBI_ExcludeXS, only operations with XS=0 within the scope of this TLB operation
// are required to complete.

AArch32.ITLBI_ASID(SecurityState security, Regime regime, bits(16) vmid, Shareability shareability,
  TLBIMemAttr attr, bits(32) Rt)
  assert PSTATE.EL IN {EL3, EL2, EL1};

  TLBIRecord r;
  r.op          = TLBIOp_IASID;
  r.from_aarch64 = FALSE;
  r.security    = security;
  r.regime     = regime;
  r.vmid       = vmid;
  r.level      = TLBIlevel_Any;
  r.attr       = attr;
  r.asid       = Zeros(8) : Rt<7:0>;

  TLBI(r);
  if shareability != Shareability_NSH then Broadcast(shareability, r);
  return;
```

aarch64/instrs/system/sysops/tlbi/AArch32.ITLBI_VA

```
// AArch32.ITLBI_VA()
// =====
// Invalidate by VA all stage 1 instruction TLB entries in the indicated shareability domain
// matching the indicated VMID and ASID (where regime supports VMID, ASID) in the indicated regime
// with the indicated security state.
// ASID, VA and related parameters are derived from Rt.
// Note: stage 1 and stage 2 combined entries are in the scope of this operation.
// When the indicated level is
//   TLBIlevel_Any : this applies to TLB entries at all levels
//   TLBIlevel_Last : this applies to TLB entries at last level only
// The indicated attr defines the attributes of the memory operations that must be completed in
// order to deem this operation to be completed.
// When attr is TLBI_ExcludeXS, only operations with XS=0 within the scope of this TLB operation
// are required to complete.

AArch32.ITLBI_VA(SecurityState security, Regime regime, bits(16) vmid,
  Shareability shareability, TLBIlevel level, TLBIMemAttr attr, bits(32) Rt)
  assert PSTATE.EL IN {EL3, EL2, EL1};

  TLBIRecord r;
  r.op          = TLBIOp_IVA;
  r.from_aarch64 = FALSE;
  r.security    = security;
  r.regime     = regime;
  r.vmid       = vmid;
  r.level      = level;
  r.attr       = attr;
  r.asid       = Zeros(8) : Rt<7:0>;
  r.address    = Zeros(32) : Rt<31:12> : Zeros(12);

  TLBI(r);
```

```
if shareability != Shareability_NSH then Broadcast(shareability, r);  
return;
```

aarch64/instrs/system/sysops/tlbi/AArch32.TLBI_ALL

```
// AArch32.TLBI_ALL()  
// =====  
// Invalidate all entries for the indicated translation regime with the  
// the indicated security state for all TLBs within the indicated shareability domain.  
// Invalidation applies to all applicable stage 1 and stage 2 entries.  
// The indicated attr defines the attributes of the memory operations that must be completed in  
// order to deem this operation to be completed.  
// When attr is TLBI_ExcludeXS, only operations with XS=0 within the scope of this TLB operation  
// are required to complete.  
  
AArch32.TLBI_ALL(SecurityState security, Regime regime, Shareability shareability, TLBMemAttr attr)  
    assert PSTATE.EL IN {EL3, EL2};  
  
    TLBIRecord r;  
    r.op          = TLBIOp_ALL;  
    r.from_aarch64 = FALSE;  
    r.security     = security;  
    r.regime       = regime;  
    r.level        = TLBIlevel_Any;  
    r.attr         = attr;  
  
    TLBI(r);  
    if shareability != Shareability_NSH then Broadcast(shareability, r);  
    return;
```

aarch64/instrs/system/sysops/tlbi/AArch32.TLBI_ASID

```
// AArch32.TLBI_ASID()  
// =====  
// Invalidate all stage 1 entries matching the indicated VMID (where regime supports)  
// and ASID in the parameter Rt in the indicated translation regime with the  
// indicated security state for all TLBs within the indicated shareability domain.  
// Note: stage 1 and stage 2 combined entries are in the scope of this operation.  
// The indicated attr defines the attributes of the memory operations that must be completed in  
// order to deem this operation to be completed.  
// When attr is TLBI_ExcludeXS, only operations with XS=0 within the scope of this TLB operation  
// are required to complete.  
  
AArch32.TLBI_ASID(SecurityState security, Regime regime, bits(16) vmid, Shareability shareability,  
                  TLBMemAttr attr, bits(32) Rt)  
    assert PSTATE.EL IN {EL3, EL2, EL1};  
  
    TLBIRecord r;  
    r.op          = TLBIOp_ASID;  
    r.from_aarch64 = FALSE;  
    r.security     = security;  
    r.regime       = regime;  
    r.vmid         = vmid;  
    r.level        = TLBIlevel_Any;  
    r.attr         = attr;  
    r.asid         = Zeros(8) : Rt<7:0>;  
  
    TLBI(r);  
    if shareability != Shareability_NSH then Broadcast(shareability, r);  
    return;
```

aarch64/instrs/system/sysops/tlbi/AArch32.TLBI_IPAS2

```
// AArch32.TLBI_IPAS2()
// =====
// Invalidate by IPA all stage 2 only TLB entries in the indicated shareability
// domain matching the indicated VMID in the indicated regime with the indicated security state.
// Note: stage 1 and stage 2 combined entries are not in the scope of this operation.
// IPA and related parameters of the are derived from Rt.
// When the indicated level is
//   TLBILevel_Any : this applies to TLB entries at all levels
//   TLBILevel_Last : this applies to TLB entries at last level only
// The indicated attr defines the attributes of the memory operations that must be completed in
// order to deem this operation to be completed.
// When attr is TLBI_ExcludeXS, only operations with XS=0 within the scope of this TLB operation
// are required to complete.
```

```
AArch32.TLBI_IPAS2(SecurityState security, Regime regime, bits(16) vmid,
  Shareability shareability, TLBILevel level, TLBIMemAttr attr, bits(32) Rt)
  assert PSTATE.EL IN {EL3, EL2};
  assert security == SS_NonSecure;
```

```
TLBIRecord r;
  r.op          = TLBIOp_IPAS2;
  r.from_aarch64 = FALSE;
  r.security    = security;
  r.regime     = regime;
  r.vmid      = vmid;
  r.level    = level;
  r.attr     = attr;
  r.address  = Zeros(24) : Rt<27:0> : Zeros(12);
  r.ipaspace = PAS_NonSecure;
```

```
TLBI(r);
  if shareability != Shareability_NSH then Broadcast(shareability, r);
  return;
```

aarch64/instrs/system/sysops/tlbi/AArch32.TLBI_VA

```
// AArch32.TLBI_VA()
// =====
// Invalidate by VA all stage 1 TLB entries in the indicated shareability domain
// matching the indicated VMID and ASID (where regime supports VMID, ASID) in the indicated regime
// with the indicated security state.
// ASID, VA and related parameters are derived from Rt.
// Note: stage 1 and stage 2 combined entries are in the scope of this operation.
// When the indicated level is
//   TLBILevel_Any : this applies to TLB entries at all levels
//   TLBILevel_Last : this applies to TLB entries at last level only
// The indicated attr defines the attributes of the memory operations that must be completed in
// order to deem this operation to be completed.
// When attr is TLBI_ExcludeXS, only operations with XS=0 within the scope of this TLB operation
// are required to complete.
```

```
AArch32.TLBI_VA(SecurityState security, Regime regime, bits(16) vmid,
  Shareability shareability, TLBILevel level, TLBIMemAttr attr, bits(32) Rt)
  assert PSTATE.EL IN {EL3, EL2, EL1};
```

```
TLBIRecord r;
  r.op          = TLBIOp_VA;
  r.from_aarch64 = FALSE;
  r.security    = security;
  r.regime     = regime;
  r.vmid      = vmid;
  r.level    = level;
  r.attr     = attr;
  r.asid    = Zeros(8) : Rt<7:0>;
```

```
r.address      = Zeros(32) : Rt<31:12> : Zeros(12);

TLBI(r);
if shareability != Shareability_NSH then Broadcast(shareability, r);
return;
```

aarch64/instrs/system/sysops/tlbi/AArch32.TLBI_VAA

```
// AArch32.TLBI_VAA()
// =====
// Invalidate by VA all stage 1 TLB entries in the indicated shareability domain
// matching the indicated VMID (where regime supports VMID) and all ASID in the indicated regime
// with the indicated security state.
// VA and related parameters are derived from Rt.
// Note: stage 1 and stage 2 combined entries are in the scope of this operation.
// When the indicated level is
//   TLBILevel_Any : this applies to TLB entries at all levels
//   TLBILevel_Last : this applies to TLB entries at last level only
// The indicated attr defines the attributes of the memory operations that must be completed in
// order to deem this operation to be completed.
// When attr is TLBI_ExcludeXS, only operations with XS=0 within the scope of this TLB operation
// are required to complete.
```

```
AArch32.TLBI_VAA(SecurityState security, Regime regime, bits(16) vmid,
                 Shareability shareability, TLBILevel level, TLBMemAttr attr, bits(32) Rt)
assert PSTATE.EL IN {EL3, EL2, EL1};
```

```
TLBIRecord r;
r.op      = TLBIOp_VAA;
r.from_aarch64 = FALSE;
r.security = security;
r.regime   = regime;
r.vmid     = vmid;
r.level    = level;
r.attr     = attr;
r.address  = Zeros(32) : Rt<31:12> : Zeros(12);

TLBI(r);
if shareability != Shareability_NSH then Broadcast(shareability, r);
return;
```

aarch64/instrs/system/sysops/tlbi/AArch32.TLBI_VMALL

```
// AArch32.TLBI_VMALL()
// =====
// Invalidate all stage 1 entries for the indicated translation regime with the
// the indicated security state for all TLBs within the indicated shareability
// domain that match the indicated VMID (where applicable).
// Note: stage 1 and stage 2 combined entries are in the scope of this operation.
// Note: stage 2 only entries are not in the scope of this operation.
// The indicated attr defines the attributes of the memory operations that must be completed in
// order to deem this operation to be completed.
// When attr is TLBI_ExcludeXS, only operations with XS=0 within the scope of this TLB operation
// are required to complete.
```

```
AArch32.TLBI_VMALL(SecurityState security, Regime regime, bits(16) vmid,
                  Shareability shareability, TLBMemAttr attr)
assert PSTATE.EL IN {EL3, EL2, EL1};
```

```
TLBIRecord r;
r.op      = TLBIOp_VMALL;
r.from_aarch64 = FALSE;
r.security = security;
r.regime   = regime;
```

```

r.level      = TLBIlevel_Any;
r.vmid       = vmid;
r.attr       = attr;

TLBI(r);
if shareability != Shareability_NSH then Broadcast(shareability, r);
return;

```

aarch64/instrs/system/sysops/tlbi/AArch32.TLBI_VMALLS12

```

// AArch32.TLBI_VMALLS12()
// =====
// Invalidate all stage 1 and stage 2 entries for the indicated translation
// regime with the indicated security state for all TLBs within the indicated
// shareability domain that match the indicated VMID.
// The indicated attr defines the attributes of the memory operations that must be completed in
// order to deem this operation to be completed.
// When attr is TLBI_ExcludeXS, only operations with XS=0 within the scope of this TLB operation
// are required to complete.

AArch32.TLBI_VMALLS12(SecurityState security, Regime regime, bits(16) vmid,
                      Shareability shareability, TLBIMemAttr attr)
  assert PSTATE.EL IN {EL3, EL2};

  TLBIRecord r;
  r.op          = TLBIOp_VMALLS12;
  r.from_aarch64 = FALSE;
  r.security     = security;
  r.regime       = regime;
  r.level       = TLBIlevel_Any;
  r.vmid        = vmid;
  r.attr        = attr;

  TLBI(r);
  if shareability != Shareability_NSH then Broadcast(shareability, r);
  return;

```

aarch64/instrs/system/sysops/tlbi/AArch64.TLBI_ALL

```

// AArch64.TLBI_ALL()
// =====
// Invalidate all entries for the indicated translation regime with the
// the indicated security state for all TLBs within the indicated shareability domain.
// Invalidation applies to all applicable stage 1 and stage 2 entries.
// The indicated attr defines the attributes of the memory operations that must be completed in
// order to deem this operation to be completed.
// When attr is TLBI_ExcludeXS, only operations with XS=0 within the scope of this TLB operation
// are required to complete.

AArch64.TLBI_ALL(SecurityState security, Regime regime, Shareability shareability, TLBIMemAttr attr)
  assert PSTATE.EL IN {EL3, EL2};

  TLBIRecord r;
  r.op          = TLBIOp_ALL;
  r.from_aarch64 = TRUE;
  r.security     = security;
  r.regime       = regime;
  r.level       = TLBIlevel_Any;
  r.attr        = attr;

  TLBI(r);
  if shareability != Shareability_NSH then Broadcast(shareability, r);
  return;

```

aarch64/instrs/system/sysops/tlbi/AArch64.TLBI_ASID

```
// AArch64.TLBI_ASID()
// =====
// Invalidate all stage 1 entries matching the indicated VMID (where regime supports)
// and ASID in the parameter Xt in the indicated translation regime with the
// indicated security state for all TLBs within the indicated shareability domain.
// Note: stage 1 and stage 2 combined entries are in the scope of this operation.
// The indicated attr defines the attributes of the memory operations that must be completed in
// order to deem this operation to be completed.
// When attr is TLBI_ExcludeXS, only operations with XS=0 within the scope of this TLB operation
// are required to complete.

AArch64.TLBI_ASID(SecurityState security, Regime regime, bits(16) vmid, Shareability shareability,
                  TLBMemAttr attr, bits(64) Xt)
    assert PSTATE.EL IN {EL3, EL2, EL1};

    TLBIRecord r;
    r.op          = TLBIOp_ASID;
    r.from_aarch64 = TRUE;
    r.security    = security;
    r.regime      = regime;
    r.vmid        = vmid;
    r.level       = TLBILevel_Any;
    r.attr        = attr;
    r.asid        = Xt<63:48>;

    TLBI(r);
    if shareability != Shareability_NSH then Broadcast(shareability, r);
    return;
```

aarch64/instrs/system/sysops/tlbi/AArch64.TLBI_IPAS2

```
// AArch64.TLBI_IPAS2()
// =====
// Invalidate by IPA all stage 2 only TLB entries in the indicated shareability
// domain matching the indicated VMID in the indicated regime with the indicated security state.
// Note: stage 1 and stage 2 combined entries are not in the scope of this operation.
// IPA and related parameters of the are derived from Xt.
// When the indicated level is
//   TLBILevel_Any : this applies to TLB entries at all levels
//   TLBILevel_Last : this applies to TLB entries at last level only
// The indicated attr defines the attributes of the memory operations that must be completed in
// order to deem this operation to be completed.
// When attr is TLBI_ExcludeXS, only operations with XS=0 within the scope of this TLB operation
// are required to complete.

AArch64.TLBI_IPAS2(SecurityState security, Regime regime, bits(16) vmid,
                   Shareability shareability, TLBILevel level, TLBMemAttr attr, bits(64) Xt)
    assert PSTATE.EL IN {EL3, EL2};

    TLBIRecord r;
    r.op          = TLBIOp_IPAS2;
    r.from_aarch64 = TRUE;
    r.security    = security;
    r.regime      = regime;
    r.vmid        = vmid;
    r.level       = level;
    r.attr        = attr;
    r.address     = ZeroExtend(Xt<39:0> : Zeros(12));

    case security of
        when SS_NonSecure
            r.ipaspace = PAS_NonSecure;
        when SS_Secure
            r.ipaspace = if Xt<63> == '1' then PAS_NonSecure else PAS_Secure;
```

```

TLBI(r);
  if shareability != Shareability_NSH then Broadcast(shareability, r);
  return;

```

aarch64/instrs/system/sysops/tlbi/AArch64.TLBI_RIPAS2

```

// AArch64.TLBI_RIPAS2()
// =====
// Range invalidate by IPA all stage 2 only TLB entries in the indicated
// shareability domain matching the indicated VMID in the indicated regime with the indicated
// security state.
// Note: stage 1 and stage 2 combined entries are not in the scope of this operation.
// The range of IPA and related parameters of the are derived from Xt.
// When the indicated level is
//   TLBILevel_Any : this applies to TLB entries at all levels
//   TLBILevel_Last : this applies to TLB entries at last level only
// The indicated attr defines the attributes of the memory operations that must be completed in
// order to deem this operation to be completed.
// When attr is TLBI_ExcludeXS, only operations with XS=0 within the scope of this TLB operation
// are required to complete.

```

```

AArch64.TLBI_RIPAS2(SecurityState security, Regime regime, bits(16) vmid,
                   Shareability shareability, TLBILevel level, TLBIMemAttr attr, bits(64) Xt)
  assert PSTATE.EL IN {EL3, EL2, EL1};

```

```

TLBIRecord r;
  r.op          = TLBIOp_RIPAS2;
  r.from_aarch64 = TRUE;
  r.security    = security;
  r.regime     = regime;
  r.vmid       = vmid;
  r.level      = level;
  r.attr       = attr;

```

```

bits(2) tg      = Xt<47:46>;
integer scale   = UInt(Xt<45:44>);
integer num     = UInt(Xt<43:39>);
integer baseaddr = SInt(Xt<36:0>);

```

```

boolean valid;

```

```

(valid, r.tg, r.address, r.end_address) = TLBIRange(regime, Xt);

```

```

if !valid then return;

```

```

case security of
  when SS_NonSecure
    r.ipaspace = PAS_NonSecure;
  when SS_Secure
    r.ipaspace = if Xt<63> == '1' then PAS_NonSecure else PAS_Secure;

```

```

TLBI(r);
  if shareability != Shareability_NSH then Broadcast(shareability, r);
  return;

```

aarch64/instrs/system/sysops/tlbi/AArch64.TLBI_RVA

```

// AArch64.TLBI_RVA()
// =====
// Range invalidate by VA range all stage 1 TLB entries in the indicated
// shareability domain matching the indicated VMID and ASID (where regime
// supports VMID, ASID) in the indicated regime with the indicated security state.
// ASID, and range related parameters are derived from Xt.

```

```
// Note: stage 1 and stage 2 combined entries are in the scope of this operation.
// When the indicated level is
//   TLBILevel_Any : this applies to TLB entries at all levels
//   TLBILevel_Last : this applies to TLB entries at last level only
// The indicated attr defines the attributes of the memory operations that must be completed in
// order to deem this operation to be completed.
// When attr is TLBI_ExcludeXS, only operations with XS=0 within the scope of this TLB operation
// are required to complete.

AArch64.TLBI_RVA(SecurityState security, Regime regime, bits(16) vmid,
                 Shareability shareability, TLBILevel level, TLBIMemAttr attr, bits(64) Xt)
  assert PSTATE.EL IN {EL3, EL2, EL1};

  TLBIRecord r;
  r.op          = TLBIOp_RVA;
  r.from_aarch64 = TRUE;
  r.security    = security;
  r.regime      = regime;
  r.vmid        = vmid;
  r.level       = level;
  r.attr        = attr;
  r.asid        = Xt<63:48>;

  boolean valid;

  (valid, r.tg, r.address, r.end_address) = TLBIRange(regime, Xt);

  if !valid then return;

  TLBI(r);
  if shareability != Shareability_NSH then Broadcast(shareability, r);
  return;
```

aarch64/instrs/system/sysops/tlbi/AArch64.TLBI_RVAA

```
// AArch64.TLBI_RVAA()
// =====
// Range invalidate by VA range all stage 1 TLB entries in the indicated
// shareability domain matching the indicated VMID (where regimesupports VMID)
// and all ASID in the indicated regime with the indicated security state.
// VA range related parameters are derived from Xt.
// Note: stage 1 and stage 2 combined entries are in the scope of this operation.
// When the indicated level is
//   TLBILevel_Any : this applies to TLB entries at all levels
//   TLBILevel_Last : this applies to TLB entries at last level only
// The indicated attr defines the attributes of the memory operations that must be completed in
// order to deem this operation to be completed.
// When attr is TLBI_ExcludeXS, only operations with XS=0 within the scope of this TLB operation
// are required to complete.

AArch64.TLBI_RVAA(SecurityState security, Regime regime, bits(16) vmid,
                  Shareability shareability, TLBILevel level, TLBIMemAttr attr, bits(64) Xt)
  assert PSTATE.EL IN {EL3, EL2, EL1};

  TLBIRecord r;
  r.op          = TLBIOp_RVAA;
  r.from_aarch64 = TRUE;
  r.security    = security;
  r.regime      = regime;
  r.vmid        = vmid;
  r.level       = level;
  r.attr        = attr;

  bits(2) tg      = Xt<47:46>;
  integer scale   = UInt(Xt<45:44>);
  integer num     = UInt(Xt<43:39>);
```



```
integer baseaddr = SInt(Xt<36:0>);

boolean valid;

(valid, r.tg, r.address, r.end_address) = TLBIRange(regime, Xt);

if !valid then return;

TLBI(r);
if shareability != Shareability_NSH then Broadcast(shareability, r);
return;
```

aarch64/instrs/system/sysops/tlbi/AArch64.TLBI_VA

```
// AArch64.TLBI_VA()
// =====
// Invalidate by VA all stage 1 TLB entries in the indicated shareability domain
// matching the indicated VMID and ASID (where regime supports VMID, ASID) in the indicated regime
// with the indicated security state.
// ASID, VA and related parameters are derived from Xt.
// Note: stage 1 and stage 2 combined entries are in the scope of this operation.
// When the indicated level is
//   TLBILevel_Any : this applies to TLB entries at all levels
//   TLBILevel_Last : this applies to TLB entries at last level only
// The indicated attr defines the attributes of the memory operations that must be completed in
// order to deem this operation to be completed.
// When attr is TLBI_ExcludeXS, only operations with XS=0 within the scope of this TLB operation
// are required to complete.

AArch64.TLBI_VA(SecurityState security, Regime regime, bits(16) vmid,
                Shareability shareability, TLBILevel level, TLBIMemAttr attr, bits(64) Xt)
assert PSTATE.EL IN {EL3, EL2, EL1};

TLBIRecord r;
r.op = TLBIOp_VA;
r.from_aarch64 = TRUE;
r.security = security;
r.regime = regime;
r.vmid = vmid;
r.level = level;
r.attr = attr;
r.asid = Xt<63:48>;
r.address = ZeroExtend(Xt<43:0> : Zeros(12));

TLBI(r);
if shareability != Shareability_NSH then Broadcast(shareability, r);
return;
```

aarch64/instrs/system/sysops/tlbi/AArch64.TLBI_VAA

```
// AArch64.TLBI_VAA()
// =====
// Invalidate by VA all stage 1 TLB entries in the indicated shareability domain
// matching the indicated VMID (where regime supports VMID) and all ASID in the indicated regime
// with the indicated security state.
// VA and related parameters are derived from Xt.
// Note: stage 1 and stage 2 combined entries are in the scope of this operation.
// When the indicated level is
//   TLBILevel_Any : this applies to TLB entries at all levels
//   TLBILevel_Last : this applies to TLB entries at last level only
// The indicated attr defines the attributes of the memory operations that must be completed in
// order to deem this operation to be completed.
// When attr is TLBI_ExcludeXS, only operations with XS=0 within the scope of this TLB operation
// are required to complete.
```

```
AArch64.TLBI_VAA(SecurityState security, Regime regime, bits(16) vmid,  
                Shareability shareability, TLBILevel level, TLBMemAttr attr, bits(64) Xt)  
    assert PSTATE.EL IN {EL3, EL2, EL1};  
  
    TLBIRecord r;  
    r.op          = TLBIOp_VAA;  
    r.from_aarch64 = TRUE;  
    r.security    = security;  
    r.regime      = regime;  
    r.vmid       = vmid;  
    r.level      = level;  
    r.attr       = attr;  
    r.address    = ZeroExtend(Xt<43:0> : Zeros(12));  
  
    TLBI(r);  
    if shareability != Shareability_NSH then Broadcast(shareability, r);  
    return;
```

aarch64/instrs/system/sysops/tlbi/AArch64.TLBI_VMALL

```
// AArch64.TLBI_VMALL()  
// =====  
// Invalidate all stage 1 entries for the indicated translation regime with the  
// the indicated security state for all TLBs within the indicated shareability  
// domain that match the indicated VMID (where applicable).  
// Note: stage 1 and stage 2 combined entries are in the scope of this operation.  
// Note: stage 2 only entries are not in the scope of this operation.  
// The indicated attr defines the attributes of the memory operations that must be completed in  
// order to deem this operation to be completed.  
// When attr is TLBI_ExcludeXS, only operations with XS=0 within the scope of this TLB operation  
// are required to complete.  
  
AArch64.TLBI_VMALL(SecurityState security, Regime regime, bits(16) vmid,  
                  Shareability shareability, TLBMemAttr attr)  
    assert PSTATE.EL IN {EL3, EL2, EL1};  
  
    TLBIRecord r;  
    r.op          = TLBIOp_VMALL;  
    r.from_aarch64 = TRUE;  
    r.security    = security;  
    r.regime      = regime;  
    r.level      = TLBILevel_Any;  
    r.vmid       = vmid;  
    r.attr       = attr;  
  
    TLBI(r);  
    if shareability != Shareability_NSH then Broadcast(shareability, r);  
    return;
```

aarch64/instrs/system/sysops/tlbi/AArch64.TLBI_VMALLS12

```
// AArch64.TLBI_VMALLS12()  
// =====  
// Invalidate all stage 1 and stage 2 entries for the indicated translation  
// regime with the indicated security state for all TLBs within the indicated  
// shareability domain that match the indicated VMID.  
// The indicated attr defines the attributes of the memory operations that must be completed in  
// order to deem this operation to be completed.  
// When attr is TLBI_ExcludeXS, only operations with XS=0 within the scope of this TLB operation  
// are required to complete.  
  
AArch64.TLBI_VMALLS12(SecurityState security, Regime regime, bits(16) vmid,  
                      Shareability shareability, TLBMemAttr attr)
```

```

assert PSTATE.EL IN {EL3, EL2};

TLBIRecord r;
r.op      = TLBIOp_VMALLS12;
r.from_aarch64 = TRUE;
r.security = security;
r.regime   = regime;
r.level    = TLBILevel_Any;
r.vmid     = vmid;
r.attr     = attr;

TLBI(r);
if shareability != Shareability_NSH then Broadcast(shareability, r);
return;

```

aarch64/instrs/system/sysops/tlbi/ASID_NONE

```

constant bits(16) ASID_NONE = Zeros();

```

aarch64/instrs/system/sysops/tlbi/Broadcast

```

// Broadcast()
// =====
// IMPLEMENTATION DEFINED function to broadcast TLBI operation within the indicated shareability
// domain.

Broadcast(Shareability shareability, TLBIRecord r)
    IMPLEMENTATION_DEFINED;

```

aarch64/instrs/system/sysops/tlbi/DecodeTLBITG

```

// DecodeTLBITG()
// =====
// Decode translation granule size in TLBI range instructions

TGx DecodeTLBITG(bits(2) tg)
    case tg of
        when '01' return TGx_4KB;
        when '10' return TGx_16KB;
        when '11' return TGx_64KB;

```

aarch64/instrs/system/sysops/tlbi/HasLargeAddress

```

// HasLargeAddress()
// =====
// Returns TRUE if the regime is configured for 52 bit addresses, FALSE otherwise.

boolean HasLargeAddress(Regime regime)
    return FALSE;

```

aarch64/instrs/system/sysops/tlbi/TLBI

```

// TLBI()
// =====
// Performs TLB maintenance of operation on TLB to invalidate the matching transition table entries.

TLBI(TLBIRecord r)
    IMPLEMENTATION_DEFINED;

```

aarch64/instrs/system/sysops/tlbi/TLBILevel

```
enumeration TLBILevel {  
    TLBILevel_Any,  
    TLBILevel_Last  
};
```

aarch64/instrs/system/sysops/tlbi/TLBIMatch

```
// TLBIMatch()  
// =====  
// Determine whether the TLB entry lies within the scope of invalidation  
  
boolean TLBIMatch(TLBIRecord tlb, TLBRecord entry)  
    boolean match;  
    case tlb.op of  
        when TLBIOp_DALL, TLBIOp_IALL  
            match = (tlb.security == entry.context.ss &&  
                    tlb.regime == entry.context.regime);  
        when TLBIOp_DASID, TLBIOp_IASID  
            match = (entry.context.includes_s1 &&  
                    tlb.security == entry.context.ss &&  
                    tlb.regime == entry.context.regime &&  
                    (!UseVMID(entry.context) || tlb.vmid == entry.context.vmid) &&  
                    (UseASID(entry.context) && entry.context.nG == '1' &&  
                     tlb.asid == entry.context.asid));  
        when TLBIOp_DVA, TLBIOp_IVA  
            match = (entry.context.includes_s1 &&  
                    tlb.security == entry.context.ss &&  
                    tlb.regime == entry.context.regime &&  
                    (!UseVMID(entry.context) || tlb.vmid == entry.context.vmid) &&  
                    (!UseASID(entry.context) || tlb.asid == entry.context.asid ||  
                     entry.context.nG == '0') &&  
                    tlb.address<55:entry.blocksize> == entry.context.ia<55:entry.blocksize> &&  
                    (tlb.level == TLBILevel_Any || !entry.walkstate.istable));  
        when TLBIOp_ALL  
            match = (tlb.security == entry.context.ss &&  
                    tlb.regime == entry.context.regime);  
        when TLBIOp_ASID  
            match = (entry.context.includes_s1 &&  
                    tlb.security == entry.context.ss &&  
                    tlb.regime == entry.context.regime &&  
                    (!UseVMID(entry.context) || tlb.vmid == entry.context.vmid) &&  
                    (UseASID(entry.context) && entry.context.nG == '1' &&  
                     tlb.asid == entry.context.asid));  
        when TLBIOp_IPAS2  
            match = (!entry.context.includes_s1 && entry.context.includes_s2 &&  
                    tlb.security == entry.context.ss &&  
                    tlb.regime == entry.context.regime &&  
                    (!UseVMID(entry.context) || tlb.vmid == entry.context.vmid) &&  
                    tlb.ipaspace == entry.context.ipaspace &&  
                    tlb.address<51:entry.blocksize> == entry.context.ia<51:entry.blocksize> &&  
                    (tlb.level == TLBILevel_Any || !entry.walkstate.istable));  
        when TLBIOp_VAA  
            match = (entry.context.includes_s1 &&  
                    tlb.security == entry.context.ss &&  
                    tlb.regime == entry.context.regime &&  
                    (!UseVMID(entry.context) || tlb.vmid == entry.context.vmid) &&  
                    tlb.address<55:entry.blocksize> == entry.context.ia<55:entry.blocksize> &&  
                    (tlb.level == TLBILevel_Any || !entry.walkstate.istable));  
        when TLBIOp_VA  
            match = (entry.context.includes_s1 &&  
                    tlb.security == entry.context.ss &&  
                    tlb.regime == entry.context.regime &&  
                    (!UseVMID(entry.context) || tlb.vmid == entry.context.vmid) &&  
                    (!UseASID(entry.context) || tlb.asid == entry.context.asid ||
```

```

    entry.context.nG == '0') &&
    tlb.address<55:entry.blocksize> == entry.context.ia<55:entry.blocksize> &&
    (tlbi.level == TLBILevel_Any || !entry.walkstate.istable));
when TLBIOp_VMALL
    match = (entry.context.includes_s1 &&
    tlb.security == entry.context.ss &&
    tlb.regime == entry.context.regime &&
    (!UseVMID(entry.context) || tlb.vmid == entry.context.vmid));
when TLBIOp_VMALLS12
    match = (tlb.security == entry.context.ss &&
    tlb.regime == entry.context.regime &&
    (!UseVMID(entry.context) || tlb.vmid == entry.context.vmid));
when TLBIOp_RIPAS2
    match = (!entry.context.includes_s1 && entry.context.includes_s2 &&
    tlb.security == entry.context.ss &&
    tlb.regime == entry.context.regime &&
    (!UseVMID(entry.context) || tlb.vmid == entry.context.vmid) &&
    tlb.ipaspace == entry.context.ipaspace &&
    (tlb.tg != '00' && DecodeTLBITG(tlb.tg) == entry.context.tg) &&
    UInt(tlb.address) <= UInt(entry.context.ia) &&
    UInt(tlb.end_address) > UInt(entry.context.ia));
when TLBIOp_RVAA
    match = (entry.context.includes_s1 &&
    tlb.security == entry.context.ss &&
    tlb.regime == entry.context.regime &&
    (!UseVMID(entry.context) || tlb.vmid == entry.context.vmid) &&
    (tlb.tg != '00' && DecodeTLBITG(tlb.tg) == entry.context.tg) &&
    UInt(tlb.address) <= UInt(entry.context.ia) &&
    UInt(tlb.end_address) > UInt(entry.context.ia));
when TLBIOp_RVA
    match = (entry.context.includes_s1 &&
    tlb.security == entry.context.ss &&
    tlb.regime == entry.context.regime &&
    (!UseVMID(entry.context) || tlb.vmid == entry.context.vmid) &&
    (!UseASID(entry.context) || tlb.asid == entry.context.asid ||
    entry.context.nG == '0') &&
    (tlb.tg != '00' && DecodeTLBITG(tlb.tg) == entry.context.tg) &&
    UInt(tlb.address) <= UInt(entry.context.ia) &&
    UInt(tlb.end_address) > UInt(entry.context.ia));

return match;

```

aarch64/instrs/system/sysops/tlbi/TLBIMemAttr

```

enumeration TLBIMemAttr {
    TLBI_AllAttr,
    TLBI_ExcludeXS
};

```

aarch64/instrs/system/sysops/tlbi/TLBIOp

```

enumeration TLBIOp {
    TLBIOp_DALL,           // AArch32 Data TLBI operations - deprecated
    TLBIOp_DASID,
    TLBIOp_DVA,
    TLBIOp_IALL,         // AArch32 Instruction TLBI operations - deprecated
    TLBIOp_IASID,
    TLBIOp_IVA,
    TLBIOp_ALL,
    TLBIOp_ASID,
    TLBIOp_IPAS2,
    TLBIOp_VAA,
    TLBIOp_VA,
    TLBIOp_VMALL,

```

```

    TLBIOp_VMALLS12,
    TLBIOp_RIPAS2,
    TLBIOp_RVAA,
    TLBIOp_RVA,
};

```

aarch64/instrs/system/sysops/tlbi/TLBIRange

```

// TLBIRange()
// =====
// Extract the input address range information from encoded Xt.

(boolean, bits(2), bits(64), bits(64)) TLBIRange(Regime regime, bits(64) Xt)
    boolean valid = TRUE;
    bits(64) start = Zeros(64);
    bits(64) end   = Zeros(64);

    bits(2) tg      = Xt<47:46>;
    integer scale   = UInt(Xt<45:44>);
    integer num     = UInt(Xt<43:39>);
    integer tg_bits;

    if tg == '00' then
        return (FALSE, tg, start, end);

    case tg of
        when '01' // 4KB
            tg_bits = 12;
            if HasLargeAddress(regime) then
                start<52:16> = Xt<36:0>;
                start<63:53> = Replicate(Xt<36>, 11);
            else
                start<48:12> = Xt<36:0>;
                start<63:49> = Replicate(Xt<36>, 15);
        when '10' // 16KB
            tg_bits = 14;
            if HasLargeAddress(regime) then
                start<52:16> = Xt<36:0>;
                start<63:53> = Replicate(Xt<36>, 11);
            else
                start<50:14> = Xt<36:0>;
                start<63:51> = Replicate(Xt<36>, 13);
        when '11' // 64KB
            tg_bits = 16;
            start<52:16> = Xt<36:0>;
            start<63:53> = Replicate(Xt<36>, 11);
        otherwise
            Unreachable();

    integer range = (num+1) << (5*scale + 1 + tg_bits);
    end   = start + range<63:0>;

    if end<52> != start<52> then
        // overflow, saturate it
        end = Replicate(start<52>, 64-52) : Ones(52);

    return (valid, tg, start, end);

```

aarch64/instrs/system/sysops/tlbi/TLBIRecord

```

type TLBIRecord is (
    TLBIOp      op,
    boolean     from_aarch64, // originated as an AArch64 operation
    SecurityState security,

```

```

    Regime      regime,
    bits(16)    vmid,
    bits(16)    asid,
    TLBILevel  level,
    TLBIMemAttr attr,
    PAspace     ipaspace, // For operations that take IPA as input address
    bits(64)    address, // input address, for range operations, start address
    bits(64)    end_address, // for range operations, end address
    bits(2)     tg, // for range operations, translation granule
  )

```

aarch64/instrs/system/sysops/tlbi/VMID

```

// VMID[]
// =====
// Effective VMID.

bits(16) VMID[]
  return VSCTLR_EL2.VMID;

```

aarch64/instrs/system/sysops/tlbi/VMID_NONE

```

constant bits(16) VMID_NONE = Zeros();

```

aarch64/instrs/vector/arithmetic/binary/uniform/logical/bsl-eor/vbitop/VBitOp

```

enumeration VBitOp {VBitOp_VBIF, VBitOp_VBIT, VBitOp_VBSL, VBitOp_VEOR};

```

aarch64/instrs/vector/arithmetic/unary/cmp/compareop/CompareOp

```

enumeration CompareOp {CompareOp_GT, CompareOp_GE, CompareOp_EQ,
  CompareOp_LE, CompareOp_LT};

```

aarch64/instrs/vector/logical/immediateop/ImmediateOp

```

enumeration ImmediateOp {ImmediateOp_MOVI, ImmediateOp_MVNI,
  ImmediateOp_ORR, ImmediateOp_BIC};

```

aarch64/instrs/vector/reduce/reduceop/Reduce

```

// Reduce()
// =====
// Perform the operation 'op' on pairs of elements from the input vector,
// reducing the vector to a scalar result.

bits(esize) Reduce(ReduceOp op, bits(N) input, integer esize)
  integer half;
  bits(esize) hi;
  bits(esize) lo;
  bits(esize) result;

  if N == esize then
    return input<esize-1:0>;

  half = N DIV 2;
  hi = Reduce(op, input<N-1:half>, esize);
  lo = Reduce(op, input<half-1:0>, esize);

```

```
case op of
  when ReduceOp_FMNUM
    result = FPMINum(lo, hi, FPCR[]);
  when ReduceOp_FMAXNUM
    result = FPMaxNum(lo, hi, FPCR[]);
  when ReduceOp_FMIN
    result = FPMIN(lo, hi, FPCR[]);
  when ReduceOp_FMAX
    result = FPMax(lo, hi, FPCR[]);
  when ReduceOp_FADD
    result = FPAdd(lo, hi, FPCR[]);
  when ReduceOp_ADD
    result = lo + hi;

return result;
```

aarch64/instrs/vector/reduce/reduceop/ReduceOp

```
enumeration ReduceOp {ReduceOp_FMNUM, ReduceOp_FMAXNUM,
  ReduceOp_FMIN, ReduceOp_FMAX,
  ReduceOp_FADD, ReduceOp_ADD};
```

I1.1.5 aarch64/translation

This section includes the following pseudocode functions:

- [aarch64/translation/debug/AArch64.CheckBreakpoint](#) on page I1-393.
- [aarch64/translation/debug/AArch64.CheckDebug](#) on page I1-394.
- [aarch64/translation/debug/AArch64.CheckWatchpoint](#) on page I1-394.
- [aarch64/translation/pmsa_validation/AArch64.DetermineS2PASpace](#) on page I1-395.
- [aarch64/translation/pmsa_validation/AArch64.FullValidate](#) on page I1-395.
- [aarch64/translation/pmsa_validation/AArch64.IsStageIVMSA](#) on page I1-396.
- [aarch64/translation/pmsa_validation/AArch64.MPUValidate](#) on page I1-396.
- [aarch64/translation/pmsa_validation/AArch64.S1Validate](#) on page I1-397.
- [aarch64/translation/pmsa_validation/AArch64.S2Validate](#) on page I1-399.
- [aarch64/translation/vmsa_addrcalc/AArch64.BlockBase](#) on page I1-401.
- [aarch64/translation/vmsa_addrcalc/AArch64.IASize](#) on page I1-401.
- [aarch64/translation/vmsa_addrcalc/AArch64.NextTableBase](#) on page I1-401.
- [aarch64/translation/vmsa_addrcalc/AArch64.PageBase](#) on page I1-402.
- [aarch64/translation/vmsa_addrcalc/AArch64.PhysicalAddressSize](#) on page I1-402.
- [aarch64/translation/vmsa_addrcalc/AArch64.S1StartLevel](#) on page I1-402.
- [aarch64/translation/vmsa_addrcalc/AArch64.TTBaseAddress](#) on page I1-403.
- [aarch64/translation/vmsa_addrcalc/AArch64.TTEntryAddress](#) on page I1-403.
- [aarch64/translation/vmsa_faults/AArch64.AddrTop](#) on page I1-404.
- [aarch64/translation/vmsa_faults/AArch64.ContiguousBitFaults](#) on page I1-404.
- [aarch64/translation/vmsa_faults/AArch64.DebugFault](#) on page I1-404.
- [aarch64/translation/vmsa_faults/AArch64.OAOutOfRange](#) on page I1-404.
- [aarch64/translation/vmsa_faults/AArch64.S1HasAlignmentFault](#) on page I1-405.
- [aarch64/translation/vmsa_faults/AArch64.S1HasPermissionsFault_VMSA](#) on page I1-405.
- [aarch64/translation/vmsa_faults/AArch64.S1InvalidTxSZ](#) on page I1-408.
- [aarch64/translation/vmsa_faults/AArch64.S2HasAlignmentFault](#) on page I1-408.
- [aarch64/translation/vmsa_faults/AArch64.VAIsOutOfRange](#) on page I1-409.
- [aarch64/translation/vmsa_memattr/AArch64.S2ApplyFWBMemAttrs](#) on page I1-409.
- [aarch64/translation/vmsa_tlbcontext/AArch64.GetS1TLBContext](#) on page I1-410.

- [aarch64/translation/vmsa_tlbcontext/AArch64.GetS2TLBContext](#) on page I1-410.
- [aarch64/translation/vmsa_tlbcontext/AArch64.TLBContextEL10](#) on page I1-410.
- [aarch64/translation/vmsa_tlbcontext/AArch64.TLBContextEL2](#) on page I1-411.
- [aarch64/translation/vmsa_translation/AArch64.AccessUsesEL](#) on page I1-411.
- [aarch64/translation/vmsa_translation/AArch64.FaultAllowsSetAccessFlag](#) on page I1-411.
- [aarch64/translation/vmsa_translation/AArch64.MemSwapTableDesc](#) on page I1-412.
- [aarch64/translation/vmsa_translation/AArch64.SIDisabledOutput](#) on page I1-412.
- [aarch64/translation/vmsa_translation/AArch64.SITranslate](#) on page I1-413.
- [aarch64/translation/vmsa_translation/AArch64.TranslateAddress](#) on page I1-415.
- [aarch64/translation/vmsa_tentry/AArch64.BlockDescSupported](#) on page I1-416.
- [aarch64/translation/vmsa_tentry/AArch64.BlocknTFaults](#) on page I1-416.
- [aarch64/translation/vmsa_tentry/AArch64.ContiguousBit](#) on page I1-416.
- [aarch64/translation/vmsa_tentry/AArch64.DecodeDescriptorType](#) on page I1-416.
- [aarch64/translation/vmsa_tentry/AArch64.SIApplyOutputPerms](#) on page I1-417.
- [aarch64/translation/vmsa_tentry/AArch64.SIApplyTablePerms](#) on page I1-417.
- [aarch64/translation/vmsa_walk/AArch64.SIInitialTTWState](#) on page I1-417.
- [aarch64/translation/vmsa_walk/AArch64.SINextWalkStateLast](#) on page I1-418.
- [aarch64/translation/vmsa_walk/AArch64.SINextWalkStateTable](#) on page I1-419.
- [aarch64/translation/vmsa_walk/AArch64.SIWalk](#) on page I1-419.
- [aarch64/translation/vmsa_walkparams/AArch64.BBMSupportLevel](#) on page I1-421.
- [aarch64/translation/vmsa_walkparams/AArch64.DecodeTG0](#) on page I1-421.
- [aarch64/translation/vmsa_walkparams/AArch64.DecodeTG1](#) on page I1-421.
- [aarch64/translation/vmsa_walkparams/AArch64.GetSITTWParams](#) on page I1-422.
- [aarch64/translation/vmsa_walkparams/AArch64.GetVARange](#) on page I1-422.
- [aarch64/translation/vmsa_walkparams/AArch64.MaxTxSZ](#) on page I1-422.
- [aarch64/translation/vmsa_walkparams/AArch64.PAMax](#) on page I1-422.
- [aarch64/translation/vmsa_walkparams/AArch64.SIBREnabled](#) on page I1-423.
- [aarch64/translation/vmsa_walkparams/AArch64.SIDCacheEnabled](#) on page I1-423.
- [aarch64/translation/vmsa_walkparams/AArch64.SIEPD](#) on page I1-423.
- [aarch64/translation/vmsa_walkparams/AArch64.SIEnabled](#) on page I1-423.
- [aarch64/translation/vmsa_walkparams/AArch64.SIICacheEnabled](#) on page I1-423.
- [aarch64/translation/vmsa_walkparams/AArch64.SIMinTxSZ](#) on page I1-424.
- [aarch64/translation/vmsa_walkparams/AArch64.SITTBR](#) on page I1-424.
- [aarch64/translation/vmsa_walkparams/AArch64.SITTWParamsEL10](#) on page I1-424.
- [aarch64/translation/vmsa_walkparams/AArch64.S2MinTxSZ](#) on page I1-425.
- [aarch64/translation/vmsa_walkparams/AArch64.VAMax](#) on page I1-425.

aarch64/translation/debug/AArch64.CheckBreakpoint

```
// AArch64.CheckBreakpoint()
// =====
// Called before executing the instruction of length "size" bytes at "vaddress" in an AArch64
// translation regime, when either debug exceptions are enabled, or halting debug is enabled
// and halting is allowed.

FaultRecord AArch64.CheckBreakpoint(bits(64) vaddress, integer size)
  assert !ELUsingAArch32(S1TranslationRegime());
  assert (UsingAArch32() && size IN {2,4}) || size == 4;

  match = FALSE;

  for i = 0 to NumBreakpointsImplemented() - 1
    match_i = AArch64.BreakpointMatch(i, vaddress, size);
    match = match || match_i;
```

```

if match && HaltOnBreakpointOrWatchpoint() then
    reason = DebugHalt_Breakpoint;
    Halt(reason);
elsif match then
    acctype = AccType_IFETCH;
    iswrite = FALSE;
    return AArch64.DebugFault(acctype, iswrite);
else
    return NoFault();
  
```

aarch64/translation/debug/AArch64.CheckDebug

```

// AArch64.CheckDebug()
// =====
// Called on each access to check for a debug exception or entry to Debug state.

FaultRecord AArch64.CheckDebug(bits(64) vaddress, AccType acctype, boolean iswrite, integer size)

    FaultRecord fault = NoFault();
    boolean generate_exception;

    boolean d_side = (IsDataAccess(acctype) || acctype == AccType_DC);
    boolean i_side = (acctype == AccType_IFETCH);
    generate_exception = AArch64.GenerateDebugExceptions() && MDSCR_EL1.MDE == '1';
    halt = HaltOnBreakpointOrWatchpoint();

    if generate_exception || halt then
        if d_side then
            fault = AArch64.CheckWatchpoint(vaddress, acctype, iswrite, size);
        elsif i_side then
            fault = AArch64.CheckBreakpoint(vaddress, size);

    return fault;
  
```

aarch64/translation/debug/AArch64.CheckWatchpoint

```

// AArch64.CheckWatchpoint()
// =====
// Called before accessing the memory location of "size" bytes at "address",
// when either debug exceptions are enabled for the access, or halting debug
// is enabled and halting is allowed.

FaultRecord AArch64.CheckWatchpoint(bits(64) vaddress, AccType acctype,
                                     boolean iswrite_in, integer size)
    assert !ELUsingAArch32(S1TranslationRegime());
    boolean iswrite = iswrite_in;

    if acctype == AccType_DC then
        if !iswrite then
            return NoFault();
    elsif !IsDataAccess(acctype) then
        return NoFault();

    match = FALSE;
    match_on_read = FALSE;
    ispriv = AArch64.AccessUsesEL(acctype) != EL0;

    for i = 0 to NumWatchpointsImplemented() - 1
        if AArch64.WatchpointMatch(i, vaddress, size, ispriv, acctype, iswrite) then
            match = TRUE;
            if DBGWCR_EL1[i].LSC<0> == '1' then
                match_on_read = TRUE;

    if match && IsAtomicRW(acctype) then
  
```

```

    iswrite = !match_on_read;

    if match && HaltOnBreakpointOrWatchpoint() then
        reason = DebugHalt_Watchpoint;
        EDWAR = vaddress;
        Halt(reason);
    elsif match then
        return AArch64.DebugFault(acctype, iswrite);
    else
        return NoFault();
  
```

aarch64/translation/pmsa_validation/AArch64.DetermineS2PASpace

```

// AArch64.DetermineS2PASpace()
// =====
// Determine stage 2 Physical Address Space for EL1&0 translation regime.

PASpace AArch64.DetermineS2PASpace(PASpace s1paspace, PASpace s2paspace)
  if s1paspace == PAS_Secure && s2paspace == PAS_Secure then
    if VSTCR_EL2.SA == '1' then
      return PAS_NonSecure;
    else
      return PAS_Secure;
  else
    if VSTCR_EL2.SA == '1' || VTCR_EL2.NSA == '1' then
      return PAS_NonSecure;
    else
      return PAS_Secure;
  
```

aarch64/translation/pmsa_validation/AArch64.FullValidate

```

// AArch64.FullValidate()
// =====
// Apply VMSA translation / PMSA validation on memory access subject to
// configuration and translation regime

AddressDescriptor AArch64.FullValidate(bits(64) va, AccType acctype,
                                       boolean iswrite, boolean aligned)

  AddressDescriptor ipa;
  AddressDescriptor pa;
  // Initialise fault record in case a fault is detected down the line
  fault = NoFault();
  fault.acctype = acctype;
  fault.write = iswrite;

  regime = TranslationRegime(PSTATE.EL);
  ispriv = PSTATE.EL != EL0 && acctype != AccType_UNPRIV;

  if AArch64.IsStage1VMSA(regime) then
    // Stage 1 translation follows v8A VMSA
    ss = SS_Secure;
    (fault, ipa) = AArch64.S1Translate(fault, regime, ss, va, acctype, aligned, iswrite, ispriv);
  else
    // Stage 1 is validated by V8R PMSA
    (fault, ipa) = AArch64.S1Validate(fault, regime, va, acctype, aligned, iswrite, ispriv);

  if fault.statuscode != Fault_None then
    return CreateFaultyAddressDescriptor(va, fault);

  // Second Stage Validation
  if regime == Regime_EL10 then
    s2fs1walk = FALSE;
    (fault, pa) = AArch64.S2Validate(fault, ipa, s2fs1walk, acctype, aligned, iswrite, ispriv);
  
```

```
    if fault.statuscode != Fault_None then
        return CreateFaultyAddressDescriptor(va, fault);

    return pa;
else
    return ipa;
```

aarch64/translation/pmsa_validation/AArch64.IsStage1VMSA

```
// AArch64.IsStage1VMSA()
// =====
// Determine whether V8A VMSA is applied to stage 1 translation

boolean AArch64.IsStage1VMSA(Regime regime)
    return regime == Regime_EL10 && HaveEL1VMSAExt() && VTCR_EL2.MSA == '1';
```

aarch64/translation/pmsa_validation/AArch64.MPUValidate

```
// AArch64.MPUValidate()
// =====
// Attempt to match the input address with an active Memory Protection Unit (MPU) and
// retrieve assigned permissions and memory attributes

(FaultRecord, boolean, PRBARnType, PRLARnType) AArch64.MPUValidate(FaultRecord fault,
                                                                    Regime regime, bits(64) ia)

    integer num_regions;
    PRBARnType matched_prbar;
    PRLARnType matched_prlar;
    matched = FALSE;
    case regime of
        when Regime_EL2 num_regions = SInt(MPUIR_EL2.REGION);
        when Regime_EL10 num_regions = SInt(MPUIR_EL1.REGION);

    for index = 0 to num_regions-1
        PRBARnType prbar;
        PRLARnType prlar;
        case regime of
            when Regime_EL2
                prbar = PRBARn[EL2, index];
                prlar = PRLARn[EL2, index];
            when Regime_EL10
                prbar = PRBARn[EL1, index];
                prlar = PRLARn[EL1, index];

        base = ZeroExtend(prbar.BASE : Zeros(6), 64);
        limit = ZeroExtend(prlar.LIMIT : Ones(6), 64);

        // Check for a matching MPU region
        if (prlar.EN == '1' &&
            UInt(ia) >= UInt(base) &&
            UInt(ia) <= UInt(limit)) then

            // Check for multiple region match
            if matched then
                fault.statuscode = Fault_Translation;
                return (fault, matched, PRBARnType UNKNOWN, PRLARnType UNKNOWN);

            matched = TRUE;
            matched_prbar = prbar;
            matched_prlar = prlar;

    return (fault, matched, matched_prbar, matched_prlar);
```

aarch64/translation/pmsa_validation/AArch64.S1Validate

```
// AArch64.S1Validate()
// =====
// Perform stage 1 PMSA validation using Memory Protection Units (MPUs).

(FaultRecord, AddressDescriptor) AArch64.S1Validate(FaultRecord fault_in, Regime regime,
  bits(64) va_in, AccType acctype, boolean aligned, boolean iswrite, boolean ispriv)
  FaultRecord fault = fault_in;
  bits(64) va = va_in;

  integer addrtop;
  // Prepare fault fields if one is detected
  fault.secondstage = FALSE;
  fault.s2fs1walk   = FALSE;
  fault.level       = 0;

  if !(AArch64.S1BREnabled(regime) || AArch64.S1Enabled(regime)) then
    ss = SS_Secure;
    return AArch64.S1DisabledOutput(fault, regime, ss, va, acctype, aligned);

  case regime of
    when Regime_EL2 addrtop = AArch64.AddrTop(TCR_EL2.TBID, acctype, TCR_EL2.TBI);
    when Regime_EL10 addrtop = AArch64.AddrTop(TCR_EL1.TBID0, acctype, TCR_EL1.TBI0);

  if !IsZero(va<addrtop:AArch64.PAMax(>)) then
    fault.statuscode = Fault_Translation;
    return (fault, AddressDescriptor UNKNOWN);

  // Clear out bits not part of MPU matching
  va = ZeroExtend(va<addrtop:0>, 64);

  Permissions s1_permissions;
  PAspace s1_paspace;
  bits(8) s1_attr;
  bits(2) s1_sh;
  boolean valid;
  if AArch64.S1Enabled(regime) then
    boolean matched;
    PRBARnType prbar;
    PRLARnType prlar;
    (fault, matched, prbar, prlar) = AArch64.MPUValidate(fault, regime, va);

    if fault.statuscode != Fault_None then
      return (fault, AddressDescriptor UNKNOWN);
    elseif matched then
      s1_paspace = if prlar.NS == '0' then PAS_Secure else PAS_NonSecure;

      if HasUnprivileged(regime) then
        s1_permissions.ap<2:1> = prbar.AP;
        s1_permissions.pxn   = prbar.XN<1>;
        s1_permissions.uxn   = prbar.XN<1>;
      else
        s1_permissions.ap<2:1> = prbar.AP<1>:'1';
        s1_permissions.xn     = prbar.XN<1>;

      MAIRType s1_mair;
      case regime of
        when Regime_EL2 s1_mair = MAIR_EL2;
        when Regime_EL10 s1_mair = MAIR_EL1;

      s1_attr = MAIRAttr(UIInt(prlar.AttrIdx), s1_mair);
      s1_sh   = prbar.SH;

    elseif AArch64.S1BREnabled(regime) && ispriv then
      assert (boolean IMPLEMENTATION_DEFINED "Default Memory Map");
      (valid, s1_attr, s1_sh, s1_permissions,
        s1_paspace) = __BackgroundMemoryAttr(va, acctype);
```

```

    if !valid then
        fault.statuscode = Fault_Translation;
        return (fault, AddressDescriptor UNKNOWN);
    else
        // No MPU match nor background region enabled
        fault.statuscode = Fault_Translation;
        return (fault, AddressDescriptor UNKNOWN);

elseif AArch64.S1BREnabled(regime) then
    assert (boolean IMPLEMENTATION_DEFINED "Default Memory Map");
    (valid, s1_attr, s1_sh, s1_permissions,
     s1_paspace) = __BackgroundMemoryAttr(va, acctype);

    if !valid then
        fault.statuscode = Fault_Translation;
        return (fault, AddressDescriptor UNKNOWN);

MPURecord mpurecord;
mpurecord.paspace = s1_paspace;
mpurecord.permissions = s1_permissions;
s1aarch64 = TRUE;
mpurecord.memattrs = S1DecodeMemAttrs(s1_attr, s1_sh, s1aarch64);

if AArch64.S1HasAlignmentFault(acctype, aligned, mpurecord.memattrs) then
    fault.statuscode = Fault_Alignment;
elseif IsAtomicRW(acctype) then
    if AArch64.S1HasPermissionsFault_PMSA(regime, mpurecord.memattrs, mpurecord.permissions,
                                           ispriv, acctype, FALSE) then
        // The Permission fault was not caused by lack of write permissions
        fault.statuscode = Fault_Permission;
        fault.write = FALSE;
    elseif AArch64.S1HasPermissionsFault_PMSA(regime, mpurecord.memattrs, mpurecord.permissions,
                                                ispriv, acctype, TRUE) then
        // The Permission fault was caused by lack of write permissions
        fault.statuscode = Fault_Permission;
        fault.write = TRUE;
elseif AArch64.S1HasPermissionsFault_PMSA(regime, mpurecord.memattrs, mpurecord.permissions,
                                           ispriv, acctype, iswrite) then
    fault.statuscode = Fault_Permission;

if fault.statuscode != Fault_None then
    return (fault, AddressDescriptor UNKNOWN);

MemoryAttributes memattrs;
if ((acctype == AccType_IFETCH &&
     (mpurecord.memattrs.memtype == MemType_Device || !AArch64.S1ICacheEnabled(regime))) ||
    (acctype != AccType_IFETCH &&
     mpurecord.memattrs.memtype == MemType_Normal && !AArch64.S1DCacheEnabled(regime))) then
    // Treat memory attributes as Normal Non-Cacheable
    memattrs = NormalNCMemAttr();
else
    memattrs = mpurecord.memattrs;

// Shareability value of stage 1 translation subject to stage 2 is IMPLEMENTATION DEFINED
// to be either effective value or descriptor value
if (regime == Regime_EL10 && HCR_EL2.VM == '1' &&
     !(boolean IMPLEMENTATION_DEFINED "Apply effective shareability at stage 1")) then
    memattrs.shareability = mpurecord.memattrs.shareability;
else
    memattrs.shareability = EffectiveShareability(memattrs);

// Output Address
FullAddress oa;
oa.paspace = mpurecord.paspace;
oa.address = va<51:0>;

```

```
ipa = CreateAddressDescriptor(va, oa, memattrs);
return (fault, ipa);
```

aarch64/translation/pmsa_validation/AArch64.S2Validate

```
// AArch64.S2Validate()
// =====
// Perform stage 2 PMSA validation using Memory Protection Units (MPUs).

(FaultRecord, AddressDescriptor) AArch64.S2Validate(FaultRecord fault, AddressDescriptor ipa,
  boolean s2fs1walk, AccType acctype, boolean aligned, boolean iswrite, boolean ispriv)

  // Prepare fault fields in case a fault is detected
  fault.statuscode = Fault_None; // Ignore any faults from stage 1
  fault.secondstage = TRUE;
  fault.s2fs1walk = s2fs1walk;
  fault.level = 0;
  fault.ipaddress = ipa.paddress;
  PAspace s2_paspace;
  Permissions s2_permissions;
  bits(8) s2_attr;
  bits(2) s2_sh;
  boolean valid;
  AddressDescriptor pa;
  ipa_64 = ZeroExtend(ipa.paddress.address, 64);

  // Stage 2 is disabled
  if HCR_EL2.DC == '0' && HCR_EL2.VM == '0' then
    pa = ipa;
    return (fault, pa);

  if SCTLR_EL2.M == '1' then
    boolean matched;
    PRBARnType prbar;
    PRLARnType prlar;
    // Stage 2 set of MPUs are the exact same ones as those used for stage 1 EL2 regime
    (fault, matched, prbar, prlar) = AArch64.MPUValidate(fault, Regime_EL2, ipa_64);

    if fault.statuscode != Fault_None then
      return (fault, AddressDescriptor UNKNOWN);
    elseif matched then
      s2_paspace = if prlar.NS == '0' then PAS_Secure else PAS_NonSecure;

      if VSTCR_EL2.SC == '1' && ipa.paddress.paspace != s2_paspace then
        fault.statuscode = Fault_Translation;
        return (fault, AddressDescriptor UNKNOWN);

      s2_permissions.ap<2:1> = prbar.AP;
      s2_permissions.xn = prbar.XN<1>;
      if HaveExtendedExecuteNeverExt() then
        s2_permissions.s2xnx = prbar.XN<0>;
      else
        s2_permissions.s2xnx = '0';

      s2_attr = MAIRAttr(UInt(prlar.AttrIdx), MAIR_EL2);
      s2_sh = prbar.SH;
    else
      // No MPU match
      fault.statuscode = Fault_Translation;
      return (fault, AddressDescriptor UNKNOWN);

  elseif SCTLR_EL2.BR == '1' then
    assert (boolean IMPLEMENTATION_DEFINED "Default Memory Map");

  (valid, s2_attr, s2_sh, s2_permissions,
   s2_paspace) = __BackgroundMemoryAttr(ipa_64, acctype);
```

```

    if !valid then
        fault.statuscode = Fault_Translation;
        return (fault, AddressDescriptor UNKNOWN);
    else
        // When HCR_EL2.VM is effectively '1' and SCTLR_EL2.{M, BR} = {0,0},
        // the behavior is CONSTRAINED UNPREDICTABLE.
        c = ConstrainUnpredictable();
        assert c IN {Constraint_MPU_FAULT, Constraint_MPU_ATTR_UNKNOWN};

        if c == Constraint_MPU_FAULT then
            fault.statuscode = Fault_Translation;
            return (fault, AddressDescriptor UNKNOWN);
        else
            s2_attr      = bits(8) UNKNOWN;
            s2_sh        = bits(2) UNKNOWN;
            s2_permissions = Permissions UNKNOWN;
            s2_paspace   = ipa.paddress.paspace;

MPURecord mpurecord;
// Stage 2 PA space is determined from stage 2 configuration and stage 1 IPA space
mpurecord.paspace   = AArch64.DetermineS2PASpace(ipa.paddress.paspace, s2_paspace);
mpurecord.permissions = s2_permissions;

if HaveStage2MemAttrControl() && HCR_EL2.FWB == '1' then
    mpurecord.memattrs = AArch64.S2ApplyFWBMemAttrs(ipa.memattrs, s2_attr, s2_sh);
else
    // V8R stage 2 memory attributes are decoded in the same fashion as stage 1
    // for the EL2 regime. The only difference is allocation hints are ignored
    slaarch64 = TRUE;
    mpurecord.memattrs = S1DecodeMemAttrs(s2_attr, s2_sh, slaarch64);

if HaveCommonNotPrivateTransExt() && AArch64.IsStage1VMSA(Regime_EL10) then
    mpurecord.CnP = VSCTLR_EL2.CnP;

if AArch64.S2HasAlignmentFault(acctype, aligned, mpurecord.memattrs) then
    fault.statuscode = Fault_Alignment;
elseif IsAtomicRW(acctype) then
    if AArch64.S2HasPermissionsFault(s2fs1walk, mpurecord.memattrs, mpurecord.permissions,
                                     ispriv, acctype, FALSE) then
        // The Permission fault was not caused by lack of write permissions
        fault.statuscode = Fault_Permission;
        fault.write      = FALSE;
    elseif AArch64.S2HasPermissionsFault(s2fs1walk, mpurecord.memattrs, mpurecord.permissions,
                                         ispriv, acctype, TRUE) then
        // The Permission fault was caused by lack of write permissions
        fault.statuscode = Fault_Permission;
        fault.write      = TRUE;
elseif AArch64.S2HasPermissionsFault(s2fs1walk, mpurecord.memattrs, mpurecord.permissions,
                                     ispriv, acctype, iswrite) then
    fault.statuscode = Fault_Permission;

if fault.statuscode != Fault_None then
    return (fault, AddressDescriptor UNKNOWN);

MemoryAttributes s2_memattrs;
if ((s2fs1walk && mpurecord.memattrs.memtype == MemType_Device && HCR_EL2.PTW == '0') ||
    (acctype == AccType_IFETCH &&
     (mpurecord.memattrs.memtype == MemType_Device || HCR_EL2.ID == '1')) ||
    (acctype != AccType_IFETCH &&
     mpurecord.memattrs.memtype == MemType_Normal && HCR_EL2.CD == '1')) then
    // Treat memory attributes as Normal Non-Cacheable
    s2_memattrs = NormalNCMemAttr();
else
    s2_memattrs = mpurecord.memattrs;

MemoryAttributes memattrs;
if !HaveStage2MemAttrControl() || HCR_EL2.FWB == '0' then

```



```

    memattrs = S2CombineS1MemAttrs(ipa.memattrs, s2_memattrs);
  else
    memattrs = s2_memattrs;

  // Output Address
  FullAddress oa;
  oa.paspace = mpurecord.paspace;
  oa.address = ipa.paddress.address;
  pa = CreateAddressDescriptor(ipa.vaddress, oa, memattrs);
  return (fault, pa);

```

aarch64/translation/vmsa_addrcalc/AArch64.BlockBase

```

// AArch64.BlockBase()
// =====
// Extract the address embedded in a block descriptor pointing to the base of
// a memory block

bits(52) AArch64.BlockBase(bits(64) descriptor, TGx tgx, integer level)
  bits(52) blockbase = Zeros();

  if tgx == TGx_4KB && level == 2 then
    blockbase<47:21> = descriptor<47:21>;
  elsif tgx == TGx_4KB && level == 1 then
    blockbase<47:30> = descriptor<47:30>;
  elsif tgx == TGx_16KB && level == 2 then
    blockbase<47:25> = descriptor<47:25>;
  elsif tgx == TGx_64KB && level == 2 then
    blockbase<47:29> = descriptor<47:29>;
  elsif tgx == TGx_64KB && level == 1 then
    blockbase<47:42> = descriptor<47:42>;
  else
    Unreachable();

  if Have52BitPAExt() && tgx == TGx_64KB then
    blockbase<51:48> = descriptor<15:12>;

  return blockbase;

```

aarch64/translation/vmsa_addrcalc/AArch64.IASize

```

// AArch64.IASize()
// =====
// Retrieve the number of bits containing the input address

integer AArch64.IASize(bits(6) txsz)
  return 64 - UInt(txsz);

```

aarch64/translation/vmsa_addrcalc/AArch64.NextTableBase

```

// AArch64.NextTableBase()
// =====
// Extract the address embedded in a table descriptor pointing to the base of
// the next level table of descriptors

bits(52) AArch64.NextTableBase(bits(64) descriptor, TGx tgx)
  bits(52) tablebase = Zeros();

  case tgx of
    when TGx_4KB tablebase<47:12> = descriptor<47:12>;
    when TGx_16KB tablebase<47:14> = descriptor<47:14>;
    when TGx_64KB tablebase<47:16> = descriptor<47:16>;

```

```
if Have52BitPAExt() && tgx == TGx_64KB then
    tablebase<51:48> = descriptor<15:12>;

return tablebase;
```

aarch64/translation/vmsa_addrcalc/AArch64.PageBase

```
// AArch64.PageBase()
// =====
// Extract the address embedded in a page descriptor pointing to the base of
// a memory page

bits(52) AArch64.PageBase(bits(64) descriptor, TGx tgx)
    bits(52) pagebase = Zeros();

    case tgx of
        when TGx_4KB pagebase<47:12> = descriptor<47:12>;
        when TGx_16KB pagebase<47:14> = descriptor<47:14>;
        when TGx_64KB pagebase<47:16> = descriptor<47:16>;

    if Have52BitPAExt() && tgx == TGx_64KB then
        pagebase<51:48> = descriptor<15:12>;

    return pagebase;
```

aarch64/translation/vmsa_addrcalc/AArch64.PhysicalAddressSize

```
// AArch64.PhysicalAddressSize()
// =====
// Retrieve the number of bits bounding the physical address

integer AArch64.PhysicalAddressSize(bits(3) encoded_ps, TGx tgx)
    integer ps;
    integer max_ps;

    case encoded_ps of
        when '000' ps = 32;
        when '001' ps = 36;
        when '010' ps = 40;
        when '011' ps = 42;
        when '100' ps = 44;
        when '101' ps = 48;
        when '110' ps = 52;
        otherwise
            ps = integer IMPLEMENTATION_DEFINED "Reserved Intermediate Physical Address size value";

    if tgx != TGx_64KB then
        max_ps = Min(48, AArch64.PAMax());
    else
        max_ps = AArch64.PAMax();

    return Min(ps, max_ps);
```

aarch64/translation/vmsa_addrcalc/AArch64.S1StartLevel

```
// AArch64.S1StartLevel()
// =====
// Compute the initial lookup level when performing a stage 1 translation
// table walk

integer AArch64.S1StartLevel(S1TTWParams walkparams)
    // Input Address size
    iasize = AArch64.IASize(walkparams.txsz);
```

```
granulebits = TGxGranuleBits(walkparams.tgx);
stride      = granulebits - 3;

return FINAL_LEVEL - (((iasize-1) - granulebits) DIV stride);
```

aarch64/translation/vmsa_addrcalc/AArch64.TTBaseAddress

```
// AArch64.TTBaseAddress()
// =====
// Retrieve the PA/IPA pointing to the base of the initial translation table

bits(52) AArch64.TTBaseAddress(bits(64) ttb, bits(6) txsz, bits(3) ps,
                               TGx tgx, integer startlevel)
    bits(52) tablebase = Zeros();

    // Input Address size
    iasize      = AArch64.IASize(txsz);
    granulebits = TGxGranuleBits(tgx);
    stride      = granulebits - 3;
    levels      = FINAL_LEVEL - startlevel;

    // Base address is aligned to size of the initial translation table in bytes
    tsize = (iasize - (levels*stride + granulebits)) + 3;

    if Have52BitPAExt() && tgx == TGx_64KB && ps == '110' then
        tsize = Max(tsize, 6);
        tablebase<51:6> = ttb<5:2>:ttb<47:6>;
    else
        tablebase<47:1> = ttb<47:1>;

    tablebase = Align(tablebase, 1 << tsize);
    return tablebase;
```

aarch64/translation/vmsa_addrcalc/AArch64.TTEntryAddress

```
// AArch64.TTEntryAddress()
// =====
// Compute translation table descriptor address within the table pointed to by
// the table base

FullAddress AArch64.TTEntryAddress(integer level, TGx tgx, bits(6) txsz,
                                    bits(64) ia, FullAddress tablebase)

    // Input Address size
    iasize      = AArch64.IASize(txsz);
    granulebits = TGxGranuleBits(tgx);
    stride      = granulebits - 3;
    levels      = FINAL_LEVEL - level;

    bits(52) index;
    lsb      = levels*stride + granulebits;
    msb      = Min(iasize - 1, (lsb + stride) - 1);
    index    = ZeroExtend(ia<msb:lsb>:Zeros(3));

    FullAddress descaddress;
    descaddress.address = tablebase.address OR index;
    descaddress.paspace = tablebase.paspace;

    return descaddress;
```

aarch64/translation/vmsa_faults/AArch64.AddrTop

```
// AArch64.AddrTop()
// =====
// Get the top bit position of the virtual address.
// Bits above are not accounted as part of the translation process.

integer AArch64.AddrTop(bit tbid, AccType acctype, bit tbi)
    if tbid == '1' && acctype == AccType_IFETCH then
        return 63;

    if tbi == '1' then
        return 55;
    else
        return 63;
```

aarch64/translation/vmsa_faults/AArch64.ContiguousBitFaults

```
// AArch64.ContiguousBitFaults()
// =====
// If contiguous bit is set, returns whether the translation size exceeds the
// input address size and if the implementation generates a fault

boolean AArch64.ContiguousBitFaults(bits(6) txsz, TGx tgx, integer level)
    // Input Address size
    iasize = AArch64.IASize(txsz);
    // Translation size
    tsize = TranslationSize(tgx, level) + ContiguousSize(tgx, level);

    fault = boolean IMPLEMENTATION_DEFINED "Translation fault on misprogrammed contiguous bit";

    return tsize > iasize && fault;
```

aarch64/translation/vmsa_faults/AArch64.DebugFault

```
// AArch64.DebugFault()
// =====
// Return a fault record indicating a hardware watchpoint/breakpoint

FaultRecord AArch64.DebugFault(AccType acctype, boolean iswrite)
    FaultRecord fault;

    fault.statuscode = Fault_Debug;
    fault.acctype = acctype;
    fault.write = iswrite;
    fault.secondstage = FALSE;
    fault.s2fs1walk = FALSE;

    return fault;
```

aarch64/translation/vmsa_faults/AArch64.OAOutOfRange

```
// AArch64.OAOutOfRange()
// =====
// Returns whether output address is expressed in the configured size number of bits

boolean AArch64.OAOutOfRange(TTWState walkstate, bits(3) ps, TGx tgx, bits(64) ia)
    // Output Address size
    oasize = AArch64.PhysicalAddressSize(ps, tgx);

    if oasize < 52 then
        if walkstate.istable then
            baseaddress = walkstate.baseaddress.address;
```

```

    return !IsZero(baseaddress<51:oasize>);
  else
    // Output address
    oa = Stage0A(ia, tgx, walkstate);
    return !IsZero(oa.address<51:oasize>);
  else
    return FALSE;
  
```

aarch64/translation/vmsa_faults/AArch64.S1HasAlignmentFault

```

// AArch64.S1HasAlignmentFault()
// =====
// Returns whether stage 1 output fails alignment requirement on data accesses
// to Device memory

boolean AArch64.S1HasAlignmentFault(AccType acctype, boolean aligned,
                                     MemoryAttributes memattrs)
  if acctype == AccType_IFETCH || memattrs.memtype != MemType_Device then
    return FALSE;

  return !aligned || acctype == AccType_DCZVA;
  
```

aarch64/translation/vmsa_faults/AArch64.S1HasPermissionsFault_VMSA

```

// AArch64.S1HasPermissionsFault_VMSA()
// =====
// Returns whether stage 1 access violates permissions of target memory

boolean AArch64.S1HasPermissionsFault_VMSA(Regime regime, SecurityState ss, TTWState walkstate,
                                             S1TTWParams walkparams, boolean ispriv, AccType acctype,
                                             boolean iswrite)

  bit r;
  bit w;
  bit x;
  permissions = walkstate.permissions;

  if HasUnprivileged(regime) then
    bit pr;
    bit pw;
    bit ur;
    bit uw;
    // Apply leaf permissions
    case permissions.ap<2:1> of
      when '00' (pr,pw,ur,uw) = ('1','1','0','0'); // Privileged access
      when '01' (pr,pw,ur,uw) = ('1','1','1','1'); // No effect
      when '10' (pr,pw,ur,uw) = ('1','0','0','0'); // Read-only, privileged access
      when '11' (pr,pw,ur,uw) = ('1','0','1','0'); // Read-only

    // Apply hierarchical permissions
    case permissions.ap_table of
      when '00' (pr,pw,ur,uw) = ( pr, pw, ur, uw); // No effect
      when '01' (pr,pw,ur,uw) = ( pr, pw, '0', '0'); // Privileged access
      when '10' (pr,pw,ur,uw) = ( pr, '0', ur, '0'); // Read-only
      when '11' (pr,pw,ur,uw) = ( pr, '0', '0', '0'); // Read-only, privileged access

    // Locations writable by unprivileged cannot be executed by privileged
    px = NOT(permissions.pxn OR permissions.pxn_table OR uw);
    ux = NOT(permissions.uxn OR permissions.uxn_table);

    pan_access = !(acctype IN {AccType_DC, AccType_IFETCH, AccType_AT});
    if HavePANExt() && pan_access then
      bit pan;
      pan = PSTATE.PAN AND (ur OR uw);
      pr = pr AND NOT(pan);
  
```

```

    pw = pw AND NOT(pan);

    (r,w,x) = if ispriv then (pr,pw,px) else (ur,uw,ux);
else
  // Apply leaf permissions
  case permissions.ap<2> of
    when '0' (r,w) = ('1','1'); // No effect
    when '1' (r,w) = ('1','0'); // Read-only

  // Apply hierarchical permissions
  case permissions.ap_table<1> of
    when '0' (r,w) = ( r , w ); // No effect
    when '1' (r,w) = ( r , '0'); // Read-only

  x = NOT(permissions.xn OR permissions.xn_table);

// Prevent execution from writable locations if WXN is set
x = x AND NOT(walkparams.wxn AND w);

if acctype == AccType_IFETCH then
  if (ConstrainUnpredictable() == Constraint_FAULT &&
    walkstate.memattrs.memtype == MemType_Device) then
    return TRUE;

  return x == '0';
elseif acctype == AccType_DC then
  if iswrite then
    return w == '0';
  else
    // DC from privileged context which do no write cannot Permission fault
    return !ispriv && r == '0';
elseif acctype == AccType_IC then
  // IC instructions do not write
  assert !iswrite;
  impdef_ic_fault = boolean IMPLEMENTATION_DEFINED "Permission fault on EL0 IC_IVAU execution";

  // IC from privileged context cannot Permission fault
  return !ispriv && r == '0' && impdef_ic_fault;
elseif iswrite then
  return w == '0';
else
  return r == '0';

boolean AArch64.S1HasPermissionsFault_PMSA(Regime regime, MemoryAttributes memattrs,
                                           Permissions permissions, boolean ispriv,
                                           AccType acctype, boolean iswrite)

bit r;
bit w;
bit x;
if HasUnprivileged(regime) then
  bit pr;
  bit pw;
  bit ur;
  bit uw;
  // Apply MPU permissions given Translation Regime serves 2 ELs
  case permissions.ap<2:1> of
    when '00' (pr,pw,ur,uw) = ('1','1','0','0'); // Privileged access
    when '01' (pr,pw,ur,uw) = ('1','1','1','1'); // No effect
    when '10' (pr,pw,ur,uw) = ('1','0','0','0'); // Read-only, privileged access
    when '11' (pr,pw,ur,uw) = ('1','0','1','0'); // Read-only

  if AArch64.IsStage1VMSA(regime) then
    // Apply hierarchical permissions for stage 1 VMSA
    case permissions.ap_table of
      when '00' (pr,pw,ur,uw) = ( pr, pw, ur, uw); // No effect
      when '01' (pr,pw,ur,uw) = ( pr, pw, '0', '0'); // Privileged access
      when '10' (pr,pw,ur,uw) = ( pr, '0', ur, '0'); // Read-only
      when '11' (pr,pw,ur,uw) = ( pr, '0', '0', '0'); // Read-only, privileged access

```

```

// Locations writable by unprivileged cannot be executed by privileged
// unless SCTLR_ELx.{M,BR} is effectively '01'
bit px;
if !AArch64.S1Enabled(regime) && AArch64.S1BREnabled(regime) then
    px = NOT(permissions.pxn);
else
    px = NOT(permissions.pxn OR uw);
ux = NOT(permissions.uxn);

pan_access = !(acctype IN {AccType_DC, AccType_IFETCH, AccType_AT});

bit pan;
if HavePANExt() && AArch64.S1Enabled(regime) && pan_access then
    pan = PSTATE.PAN AND (ur OR uw);
else
    pan = '0';

pr = pr AND NOT(pan);
pw = pw AND NOT(pan);
(r,w,x) = if ispriv then (pr,pw,px) else (ur,uw,ux);
else
    // Apply MPU permissions given Translation Regime serves 1 EL
    case permissions.ap<2> of
        when '0' (r,w) = ('1','1'); // No effect
        when '1' (r,w) = ('1','0'); // Read-only

    x = NOT(permissions.xn);

// Prevent execution from writable locations if WXN is effectively set
case regime of
    when Regime_EL2 x = x AND NOT(SCTLR_EL2.WXN AND w);
    when Regime_EL10 x = x AND NOT(SCTLR_EL1.WXN AND w);

if acctype == AccType_IFETCH then
    if (ConstrainUnpredictable() == Constraint_FAULT &&
        memattrs.memtype == MemType_Device) then
        return TRUE;

    return x == '0';
elseif acctype == AccType_DC then
    if iswrite then
        return w == '0';
    else
        // DC from privileged context which do no write cannot Permission fault
        return !ispriv && r == '0';
elseif acctype == AccType_IC then
    // IC instructions do not write
    assert !iswrite;
    impdef_ic_fault = boolean IMPLEMENTATION_DEFINED "Permission fault on EL0 IC_IVAU execution";

    // IC from privileged context cannot Permission fault
    return !ispriv && r == '0' && impdef_ic_fault;
elseif iswrite then
    return w == '0';
else
    return r == '0';

boolean AArch64.S2HasPermissionsFault(boolean s2fslwalk, MemoryAttributes memattrs,
                                       Permissions permissions, boolean ispriv,
                                       AccType acctype, boolean iswrite)
// Stage 2 AP follows a similar mapping as stage 1
// EL1 & EL0 are treated in the same way EL0 is in stage 1
bit r;
bit w;
case permissions.ap<2:1> of
    when 'x0' (r,w) = ('0','0'); // No access
    when '01' (r,w) = ('1','1'); // No effect

```

```

    when '11' (r,w) = ('1','0'); // Read-only
  bit px;
  bit ux;
  case (permissions.xn:permissions.s2xnx) of
    when '00' (px,ux) = ('1','1');
    when '01' (px,ux) = ('0','1');
    when '10' (px,ux) = ('0','0');
    when '11' (px,ux) = ('1','0');

  x = if ispriv then px else ux;

  if (s2fs1walk && HCR_EL2.PTW == '1' &&
      memattrs.memtype == MemType_Device) then
    return TRUE;
  elsif acctype == AccType_IFETCH then
    constraint = ConstrainUnpredictable();
    if constraint == Constraint_FAULT && memattrs.memtype == MemType_Device then
      return TRUE;
    else
      return x == '0';
  elsif acctype == AccType_DC then
    if iswrite then
      return w == '0';
    else
      // DC from privileged context which do no write cannot Permission fault
      return !ispriv && r == '0';
  elsif acctype == AccType_IC then
    // IC instructions do not write
    assert !iswrite;
    impdef_ic_fault = boolean IMPLEMENTATION_DEFINED "Permission fault on EL0 IC_IVAU execution";

    // IC from privileged context cannot Permission fault
    return !ispriv && r == '0' && impdef_ic_fault;
  elsif iswrite then
    return w == '0';
  else
    return r == '0';

```

aarch64/translation/vmsa_faults/AArch64.S1InvalidTxSZ

```

// AArch64.S1InvalidTxSZ()
// =====
// Detect erroneous configuration of stage 1 TxSZ field if the implementation
// does not constrain the value of TxSZ

boolean AArch64.S1InvalidTxSZ(S1TTWParams walkparams)
  mintxsz = AArch64.S1MinTxSZ( walkparams.tgx);
  maxtxsz = AArch64.MaxTxSZ(walkparams.tgx);

  return UInt(walkparams.txsz) < mintxsz || UInt(walkparams.txsz) > maxtxsz;

```

aarch64/translation/vmsa_faults/AArch64.S2HasAlignmentFault

```

// AArch64.S2HasAlignmentFault()
// =====
// Returns whether stage 2 output fails alignment requirement on data accesses
// to Device memory

boolean AArch64.S2HasAlignmentFault(AccType acctype, boolean aligned, MemoryAttributes memattrs)
  if acctype == AccType_IFETCH || memattrs.memtype != MemType_Device then
    return FALSE;

  return !aligned || acctype == AccType_DCZVA;

```


aarch64/translation/vmsa_faults/AArch64.VAIsOutOfRange

```
// AArch64.VAIsOutOfRange()
// =====
// Check bits not resolved by translation are identical and of accepted value

boolean AArch64.VAIsOutOfRange(bits(64) va, AccType acctype, Regime regime, S1TTWParams walkparams)
  addrtop = AArch64.AddrTop(walkparams.tbid, acctype, walkparams.tbi);
  // Input Address size
  iasize = AArch64.IASize(walkparams.txsz);

  if HasUnprivileged(regime) then
    if AArch64.GetVARange(va) == VARange_LOWER then
      return !IsZero(va<addrtop:iasize>);
    else
      return !IsOnes(va<addrtop:iasize>);
  else
    return !IsZero(va<addrtop:iasize>);
```

aarch64/translation/vmsa_memattr/AArch64.S2ApplyFWBMemAttrs

```
// AArch64.S2ApplyFWBMemAttrs()
// =====
// Apply stage 2 transformation on stage 1 memory attributes using FWB mapping.

MemoryAttributes AArch64.S2ApplyFWBMemAttrs(MemoryAttributes s1_memattrs,
                                             bits(8) s2_attr, bits(2) s2_sh)
  MemoryAttributes memattrs;

  // If inner and outer memory attribute encoding are not identical,
  // the combined memory attributes are UNKNOWN
  if s2_attr<7:4> != s2_attr<3:0> then
    memattrs = MemoryAttributes UNKNOWN;

  elseif s2_attr<7:6> == '11' then // Force writeback
    memattrs.memtype = MemType_Normal;

    memattrs.inner.attrs = MemAttr_WB;
    if (s1_memattrs.memtype == MemType_Normal &&
        s1_memattrs.inner.attrs != MemAttr_NC) then
      memattrs.inner.hints = s1_memattrs.inner.hints;
      memattrs.inner.transient = s1_memattrs.inner.transient;
    else
      memattrs.inner.hints = MemHint_RWA;
      memattrs.inner.transient = FALSE;

    memattrs.outer.attrs = MemAttr_WB;
    if (s1_memattrs.memtype == MemType_Normal &&
        s1_memattrs.outer.attrs != MemAttr_NC) then
      memattrs.outer.hints = s1_memattrs.outer.hints;
      memattrs.outer.transient = s1_memattrs.outer.transient;
    else
      memattrs.outer.hints = MemHint_RWA;
      memattrs.outer.transient = FALSE;

    s2_shareability = DecodeShareability(s2_sh);
    memattrs.shareability = S2CombineS1Shareability(s1_memattrs.shareability, s2_shareability);
  else
    // Follow memory decoding & combining rules as if FWB is inactive
    // V8R stage 2 memory attributes are decoded in the same fashion as stage 1
    // for the EL2 regime. The only difference is allocation hints are ignored
    s1aarch64 = TRUE;
    s2_memattrs = S1DecodeMemAttrs(s2_attr, s2_sh, s1aarch64);
    memattrs = S2CombineS1MemAttrs(s1_memattrs, s2_memattrs);
```

```
return memattrs;
```

aarch64/translation/vmsa_tlbcontext/AArch64.GetS1TLBContext

```
// AArch64.GetS1TLBContext()
// =====
// Gather translation context for accesses with VA to match against TLB entries

TLBContext AArch64.GetS1TLBContext(Regime regime, SecurityState ss, bits(64) va, TGx tg)
    TLBContext tlbcontext;

    case regime of
        when Regime_EL2 tlbcontext = AArch64.TLBContextEL2(ss, va, tg);
        when Regime_EL10 tlbcontext = AArch64.TLBContextEL10(ss, va, tg);

    tlbcontext.includes_s1 = TRUE;
    // The following may be amended for EL1&0 Regime if caching of stage 2 is successful
    tlbcontext.includes_s2 = FALSE;
    return tlbcontext;
```

aarch64/translation/vmsa_tlbcontext/AArch64.GetS2TLBContext

```
// AArch64.GetS2TLBContext()
// =====
// Gather translation context for accesses with IPA to match against TLB entries

TLBContext AArch64.GetS2TLBContext(SecurityState ss, FullAddress ipa, TGx tg)
    assert EL2Enabled();

    TLBContext tlbcontext;

    tlbcontext.ss = ss;
    tlbcontext.regime = Regime_EL10;
    tlbcontext.ipaspace = ipa.paspace;
    tlbcontext.vmid = VMID[];
    tlbcontext.tg = tg;
    tlbcontext.ia = ZeroExtend(ipa.address);
    if HaveCommonNotPrivateTransExt() && VTCR_EL2.MSA == '1' then
        tlbcontext.cnp = VSCTLR_EL2.CnP;
    else
        tlbcontext.cnp = '0';

    tlbcontext.includes_s1 = FALSE;
    tlbcontext.includes_s2 = TRUE;
    return tlbcontext;
```

aarch64/translation/vmsa_tlbcontext/AArch64.TLBContextEL10

```
// AArch64.TLBContextEL10()
// =====
// Gather translation context for accesses under EL10 regime to match against TLB entries

TLBContext AArch64.TLBContextEL10(SecurityState ss, bits(64) va, TGx tg)
    TLBContext tlbcontext;

    tlbcontext.ss = ss;
    tlbcontext.regime = Regime_EL10;
    tlbcontext.vmid = VMID[];

    if TCR_EL1.A1 == '0' || VTCR_EL2.MSA == '0' then
        tlbcontext.asid = TTBR0_EL1.ASID;
    else
```

```

    tlbcontext.asid = TTBR1_EL1.ASID;

    tlbcontext.tg    = tg;
    tlbcontext.ia    = va;

    if HaveCommonNotPrivateTransExt() && VTCR_EL2.MSA == '1' then
        if AArch64.GetVARange(va) == VARange_LOWER then
            tlbcontext.cnp = TTBR0_EL1.CnP;
        else
            tlbcontext.cnp = TTBR1_EL1.CnP;
    else
        tlbcontext.cnp = '0';

    return tlbcontext;

```

aarch64/translation/vmsa_tlbcontext/AArch64.TLBContextEL2

```

// AArch64.TLBContextEL2()
// =====
// Gather translation context for accesses under EL2 regime to match against TLB entries

TLBContext AArch64.TLBContextEL2(SecurityState ss, bits(64) va, TGx tg)
    TLBContext tlbcontext;

    tlbcontext.ss    = ss;
    tlbcontext.regime = Regime_EL2;
    tlbcontext.tg    = tg;
    tlbcontext.ia    = va;

    return tlbcontext;

```

aarch64/translation/vmsa_translation/AArch64.AccessUsesEL

```

// AArch64.AccessUsesEL()
// =====
// Returns the Exception Level of the regime that will manage the translation for a given access type.

bits(2) AArch64.AccessUsesEL(AccType acctype)
    if acctype == AccType_UNPRIV then
        return EL0;
    else
        return PSTATE.EL;

```

aarch64/translation/vmsa_translation/AArch64.FaultAllowsSetAccessFlag

```

// AArch64.FaultAllowsSetAccessFlag()
// =====
// Determine whether the access flag could be set by HW given the fault status

boolean AArch64.FaultAllowsSetAccessFlag(FaultRecord fault)
    if fault.statuscode == Fault_None then
        return TRUE;
    elseif fault.statuscode IN {Fault_Alignment, Fault_Permission} then
        return ConstrainUnpredictable() == Constraint_TRUE;
    else
        return FALSE;

```

aarch64/translation/vmsa_translation/AArch64.MemSwapTableDesc

```
// AArch64.MemSwapTableDesc()
// =====
// Perform HW update of table descriptor as an atomic operation

(FaultRecord, bits(64)) AArch64.MemSwapTableDesc(FaultRecord fault_in, bits(64) prev_desc,
                                                  bits(64) new_desc, bit ee,
                                                  AddressDescriptor descupdateaddress)
  descupdateaccess = CreateAccessDescriptor(AccType_ATOMICRW);
  FaultRecord fault = fault_in;
  boolean iswrite;

  // All observers in the shareability domain observe the
  // following memory read and write accesses atomically.
  (memstatus, mem_desc) = PhysMemRead(descupdateaddress, 8, descupdateaccess);
  if ee == '1' then
    mem_desc = BigEndianReverse(mem_desc);

  if IsFault(memstatus) then
    iswrite = FALSE;
    fault = HandleExternalTTWAbort(memstatus, iswrite, descupdateaddress, descupdateaccess,
                                   8, fault);
    if IsFault(fault.statuscode) then
      fault.acctype = AccType_ATOMICRW;
      return (fault, bits(64) UNKNOWN);

  if mem_desc == prev_desc then
    ordered_new_desc = if ee == '1' then BigEndianReverse(new_desc) else new_desc;
    memstatus = PhysMemWrite(descupdateaddress, 8, descupdateaccess, ordered_new_desc);

    if IsFault(memstatus) then
      iswrite = TRUE;
      fault = HandleExternalTTWAbort(memstatus, iswrite, descupdateaddress, descupdateaccess,
                                     8, fault);
      fault.acctype = memstatus.acctype;
      if IsFault(fault.statuscode) then
        fault.acctype = AccType_ATOMICRW;
        return (fault, bits(64) UNKNOWN);

    // Reflect what is now in memory (in little endian format)
    mem_desc = new_desc;

  return (fault, mem_desc);
```

aarch64/translation/vmsa_translation/AArch64.S1DisabledOutput

```
// AArch64.S1DisabledOutput()
// =====
// Map the the VA to IPA/PA and assign default memory attributes

(FaultRecord, AddressDescriptor) AArch64.S1DisabledOutput(FaultRecord fault_in, Regime regime,
                                                          SecurityState ss, bits(64) va,
                                                          AccType acctype, boolean aligned)

  bit tbi;
  bit tbid;
  FaultRecord fault = fault_in;
  case regime of
    when Regime_EL2
      tbi = TCR_EL2.TBI;
      tbid = TCR_EL2.TBID;
    when Regime_EL10
      if AArch64.IsStage1VMSA(regime) then
        if AArch64.GetVARange(va) == VARange_LOWER then
          tbi = TCR_EL1.TBI0;
```

```

        tbid = TCR_EL1.TBID0;
    else
        tbi = TCR_EL1.TBI1;
        tbid = TCR_EL1.TBID1;
    else
        tbi = TCR_EL1.TBI0;
        tbid = TCR_EL1.TBID0;

// Output Address
FullAddress oa;
oa.address = va<51:0>;
if ss == SS_Secure then
    oa.paspace = PAS_Secure;
else
    oa.paspace = PAS_NonSecure;

MemoryAttributes memattrs;
if regime == Regime_EL10 && EL2Enabled() && HCR_EL2.DC == '1' then
    MemAttrHints default_cacheability;
    default_cacheability.attrs = MemAttr_WB;
    default_cacheability.hints = MemHint_RWA;
    default_cacheability.transient = FALSE;

    memattrs.memtype = MemType_Normal;
    memattrs.outer = default_cacheability;
    memattrs.inner = default_cacheability;
    memattrs.shareability = Shareability_NSH;
elseif acctype == AccType_IFETCH then
    MemAttrHints i_cache_attr;
    if AArch64.S1ICacheEnabled(regime) then
        i_cache_attr.attrs = MemAttr_WT;
        i_cache_attr.hints = MemHint_RA;
        i_cache_attr.transient = FALSE;
    else
        i_cache_attr.attrs = MemAttr_NC;

    memattrs.memtype = MemType_Normal;
    memattrs.outer = i_cache_attr;
    memattrs.inner = i_cache_attr;
    memattrs.shareability = Shareability_OSH;
else
    memattrs.memtype = MemType_Device;
    memattrs.device = DeviceType_nGnRnE;
    memattrs.shareability = Shareability_OSH;

fault.level = 0;
addrtop = AArch64.AddrTop(tbid, acctype, tbi);
if !IsZero(va<addrtop:AArch64.PAMax()>) then
    fault.statuscode = Fault_AddressSize;
elseif AArch64.S1HasAlignmentFault(acctype, aligned, memattrs) then
    fault.statuscode = Fault_Alignment;

if fault.statuscode != Fault_None then
    return (fault, AddressDescriptor UNKNOWN);
else
    ipa = CreateAddressDescriptor(va, oa, memattrs);
    return (fault, ipa);

```

aarch64/translation/vmsa_translation/AArch64.S1Translate

```

// AArch64.S1Translate()
// =====
// Translate VA to IPA/PA depending on the regime

(FaultRecord, AddressDescriptor) AArch64.S1Translate(FaultRecord fault_in, Regime regime,
                                                    SecurityState ss, bits(64) va,

```

```

                                                                    AccType acctype, boolean aligned_in,
                                                                    boolean iswrite_in, boolean ispriv)
FaultRecord fault = fault_in;
boolean aligned = aligned_in;
boolean iswrite = iswrite_in;
// Prepare fault fields in case a fault is detected
fault.secondstage = FALSE;
fault.s2fs1walk = FALSE;

if !AArch64.S1Enabled(regime) then
    return AArch64.S1DisabledOutput(fault, regime, ss, va, acctype, aligned);

walkparams = AArch64.GetS1TTWParams(regime, va);

if (AArch64.S1InvalidTxSZ(walkparams) ||
    (!ispriv && walkparams.e0pd == '1') ||
    AArch64.VAIsOutOfRange(va, acctype, regime, walkparams)) then
    fault.statuscode = Fault_Translation;
    fault.level = 0;
    return (fault, AddressDescriptor UNKNOWN);

AddressDescriptor descaddress;
TTWState walkstate;
bits(64) descriptor;
bits(64) new_desc;
bits(64) mem_desc;
repeat
    (fault, descaddress, walkstate, descriptor) = AArch64.S1Walk(fault, walkparams, va, regime,
                                                                ss, acctype, iswrite, ispriv);

if fault.statuscode != Fault_None then
    return (fault, AddressDescriptor UNKNOWN);

if AArch64.S1HasAlignmentFault(acctype, aligned,
                               walkstate.memattrs) then
    fault.statuscode = Fault_Alignment;
elseif IsAtomicRw(acctype) then
    if AArch64.S1HasPermissionsFault_VMSA(regime, ss, walkstate, walkparams,
                                           ispriv, acctype, FALSE) then
        // The Permission fault was not caused by lack of write permissions
        fault.statuscode = Fault_Permission;
        fault.write = FALSE;
    elseif AArch64.S1HasPermissionsFault_VMSA(regime, ss, walkstate, walkparams,
                                               ispriv, acctype, TRUE) then
        // The Permission fault was caused by lack of write permissions
        fault.statuscode = Fault_Permission;
        fault.write = TRUE;
elseif AArch64.S1HasPermissionsFault_VMSA(regime, ss, walkstate, walkparams,
                                           ispriv, acctype, iswrite) then
    fault.statuscode = Fault_Permission;

new_desc = descriptor;
if walkparams.ha == '1' && AArch64.FaultAllowsSetAccessFlag(fault) then
    // Set descriptor AF bit
    new_desc<10> = '1';

// If HW update of dirty bit is enabled, the walk state permissions
// will already reflect a configuration permitting writes.
// The update of the descriptor occurs only if the descriptor bits in
// memory do not reflect that and the access instigates a write.
if (fault.statuscode == Fault_None &&
    walkparams.ha == '1' &&
    walkparams.hd == '1' &&
    descriptor<51> == '1' && // Descriptor DBM bit
    (IsAtomicRw(acctype) || iswrite) &&
    !(acctype IN {AccType_AT, AccType_ATPAN, AccType_IC, AccType_DC})) then
    // Clear descriptor AP[2] bit permitting stage 1 writes
    new_desc<7> = '0';

```

```

AddressDescriptor descupdateaddress;
FaultRecord s2fault;
// Either the access flag was clear or AP<2> is set
if new_desc != descriptor then
    s2fs1walk = TRUE;
    aligned = TRUE;
    iswrite = TRUE;
    (s2fault, descupdateaddress) = AArch64.S2Validate(fault, descaddress, s2fs1walk,
                                                    AccType_ATOMICRW, aligned,
                                                    iswrite, ispriv);

    if s2fault.statuscode != Fault_None then
        return (s2fault, AddressDescriptor UNKNOWN);

    (fault, mem_desc) = AArch64.MemSwapTableDesc(fault, descriptor, new_desc,
                                                walkparams.ee, descupdateaddress);

until new_desc == descriptor || mem_desc == new_desc;

if fault.statuscode != Fault_None then
    return (fault, AddressDescriptor UNKNOWN);

// Output Address
oa = Stage0A(va, walkparams.tgx, walkstate);
MemoryAttributes memattrs;
if (acctype == AccType_IFETCH &&
    (walkstate.memattrs.memtype == MemType_Device || !AArch64.S1ICacheEnabled(regime))) then
    // Treat memory attributes as Normal Non-Cacheable
    memattrs = NormalNCMemAttr();
elseif (acctype != AccType_IFETCH && !AArch64.S1DCacheEnabled(regime) &&
        walkstate.memattrs.memtype == MemType_Normal) then
    // Treat memory attributes as Normal Non-Cacheable
    memattrs = NormalNCMemAttr();
else
    memattrs = walkstate.memattrs;

// Shareability value of stage 1 translation subject to stage 2 is IMPLEMENTATION DEFINED
// to be either effective value or descriptor value
if (regime == Regime_EL10 && EL2Enabled() && HCR_EL2.VM == '1' &&
    !(boolean IMPLEMENTATION_DEFINED "Apply effective shareability at stage 1")) then
    memattrs.shareability = walkstate.memattrs.shareability;
else
    memattrs.shareability = EffectiveShareability(memattrs);

ipa = CreateAddressDescriptor(va, oa, memattrs);
return (fault, ipa);

```

aarch64/translation/vmsa_translation/AArch64.TranslateAddress

```

// AArch64.TranslateAddress()
// =====
// Main entry point for translating an address

AddressDescriptor AArch64.TranslateAddress(bits(64) va, AccType acctype, boolean iswrite,
                                          boolean aligned, integer size)
    result = AArch64.FullValidate(va, acctype, iswrite, aligned);

    if !IsFault(result) then
        result.fault = AArch64.CheckDebug(va, acctype, iswrite, size);

// Update virtual address for abort functions
result.vaddress = ZeroExtend(va);

return result;

```

aarch64/translation/vmsa_ttentry/AArch64.BlockDescSupported

```
// AArch64.BlockDescSupported()
// =====
// Determine whether a block descriptor is valid for the given granule size
// and level

boolean AArch64.BlockDescSupported( TGx tgx, integer level)
    case tgx of
        when TGx_4KB return level == 2 || level == 1;
        when TGx_16KB return level == 2;
        when TGx_64KB return level == 2 || (level == 1 && AArch64.PAMax() == 52);

    return FALSE;
```

aarch64/translation/vmsa_ttentry/AArch64.BlocknTFaults

```
// AArch64.BlocknTFaults()
// =====
// Identify whether the nT bit in a block descriptor is effectively set
// causing a translation fault

boolean AArch64.BlocknTFaults(bits(64) descriptor)
    if !HaveBlockBBM() then
        return FALSE;

    bbm_level = AArch64.BlockBBMSupportLevel();
    nT_faults = boolean IMPLEMENTATION_DEFINED "BBM level 1 or 2 support nT bit causes Translation
Fault";

    return bbm_level IN {1, 2} && descriptor<16> == '1' && nT_faults;
```

aarch64/translation/vmsa_ttentry/AArch64.ContiguousBit

```
// AArch64.ContiguousBit()
// =====
// Get the value of the contiguous bit

bit AArch64.ContiguousBit(TGx tgx, integer level, bits(64) descriptor)
    if tgx == TGx_64KB && level == 1 && !Have52BitVAExt() then
        return '0'; // RES0

    return descriptor<52>;
```

aarch64/translation/vmsa_ttentry/AArch64.DecodeDescriptorType

```
// AArch64.DecodeDescriptorType()
// =====
// Determine whether the descriptor is a page, block or table

DescriptorType AArch64.DecodeDescriptorType(bits(64) descriptor,
                                             TGx tgx, integer level)
    if descriptor<1:0> == '11' && level == FINAL_LEVEL then
        return DescriptorType_Page;
    elseif descriptor<1:0> == '11' then
        return DescriptorType_Table;
    elseif descriptor<1:0> == '01' then
        if AArch64.BlockDescSupported( tgx, level) then
            return DescriptorType_Block;
        else
            return DescriptorType_Invalid;
```



```
else
  return DescriptorType_Invalid;
```

aarch64/translation/vmsa_tentry/AArch64.S1ApplyOutputPerms

```
// AArch64.S1ApplyOutputPerms()
// =====
// Apply output permissions encoded in stage 1 page/block descriptors

Permissions AArch64.S1ApplyOutputPerms(Permissions permissions_in, bits(64) descriptor,
                                         Regime regime, S1TTWParams walkparams)
  Permissions permissions = permissions_in;
  if HasUnprivileged(regime) then
    permissions.ap<2:1> = descriptor<7:6>;
    permissions.uxn    = descriptor<54>;
    permissions.pxn    = descriptor<53>;
  else
    permissions.ap<2:1> = descriptor<7>:'1';
    permissions.xn     = descriptor<54>;

  // Descriptors marked with DBM set have the effective value of AP[2] cleared.
  // This implies no Permission faults caused by lack of write permissions are
  // reported, and the Dirty bit can be set.
  if walkparams.ha == '1' && walkparams.hd == '1' && descriptor<51> == '1' then
    permissions.ap<2> = '0';

  return permissions;
```

aarch64/translation/vmsa_tentry/AArch64.S1ApplyTablePerms

```
// AArch64.S1ApplyTablePerms()
// =====
// Apply hierarchical permissions encoded in stage 1 table descriptors

Permissions AArch64.S1ApplyTablePerms(Permissions permissions_in, bits(64) descriptor,
                                         Regime regime, S1TTWParams walkparams)
  Permissions permissions = permissions_in;
  bits(2) ap_table;
  bit pxn_table;
  bit ux_n_table;
  bit xn_table;
  if HasUnprivileged(regime) then
    ap_table = descriptor<62:61>;
    ux_n_table = descriptor<60>;
    pxn_table = descriptor<59>;
    permissions.ap_table = permissions.ap_table OR ap_table;
    permissions.ux_n_table = permissions.ux_n_table OR ux_n_table;
    permissions.pxn_table = permissions.pxn_table OR pxn_table;
  else
    ap_table = descriptor<62>:'0';
    xn_table = descriptor<60>;
    permissions.ap_table = permissions.ap_table OR ap_table;
    permissions.xn_table = permissions.xn_table OR xn_table;

  return permissions;
```

aarch64/translation/vmsa_walk/AArch64.S1InitialTTWState

```
// AArch64.S1InitialTTWState()
// =====
// Set properties of first access to translation tables in stage 1

TTWState AArch64.S1InitialTTWState(S1TTWParams walkparams, bits(64) va, Regime regime,
```

```

                                SecurityState ss)
TTWState walkstate;
FullAddress tablebase;
Permissions permissions;

startlevel = AArch64.S1StartLevel(walkparams);
ttbr       = AArch64.S1TTBR(regime, va);
tablebase.paspace = PAS_Secure;

tablebase.address = AArch64.TTBaseAddress(ttbr, walkparams.txsz, walkparams.ps,
                                         walkparams.tgx, startlevel);

permissions.ap_table = Zeros();
if HasUnprivileged(regime) then
    permissions.uxn_table = Zeros();
    permissions.pxn_table = Zeros();
else
    permissions.xn_table = Zeros();

walkstate.baseaddress = tablebase;
walkstate.level      = startlevel;
walkstate.istable    = TRUE;
// In regimes that support global and non-global translations, translation
// table entries from lookup levels other than the final level of lookup
// are treated as being non-global
walkstate.nG        = if HasUnprivileged(regime) then '1' else '0';
walkstate.memattrs  = WalkMemAttrs(walkparams.sh, walkparams.irgn, walkparams.orgn);
walkstate.permissions = permissions;

return walkstate;

```

aarch64/translation/vmsa_walk/AArch64.S1NextWalkStateLast

```

// AArch64.S1NextWalkStateLast()
// =====
// Decode stage 1 page or block descriptor as output to this stage of translation

TTWState AArch64.S1NextWalkStateLast(TTWState currentstate, Regime regime, SecurityState ss,
                                     S1TTWParams walkparams, bits(64) descriptor)

TTWState nextstate;
FullAddress baseaddress;

if currentstate.level == FINAL_LEVEL then
    baseaddress.address = AArch64.PageBase(descriptor, walkparams.tgx);
else
    baseaddress.address = AArch64.BlockBase(descriptor, walkparams.tgx,
                                           currentstate.level);

if currentstate.baseaddress.paspace == PAS_Secure then
    // Determine PA space of the block from NS bit
    baseaddress.paspace = if descriptor<5> == '0' then PAS_Secure else PAS_NonSecure;
else
    baseaddress.paspace = PAS_NonSecure;

nextstate.istable    = FALSE;
nextstate.level      = currentstate.level;
nextstate.baseaddress = baseaddress;

attrindx = descriptor<4:2>;
sh = descriptor<9:8>;
attr = MAIRAttr(UInt(attrindx), walkparams.mair);
s1aarch64 = TRUE;

nextstate.memattrs  = S1DecodeMemAttrs(attr, sh, s1aarch64);
nextstate.permissions = AArch64.S1ApplyOutputPerms(currentstate.permissions, descriptor,
                                                    regime, walkparams);

```

```

nextstate.contiguous = AArch64.ContiguousBit(walkparams.tgx, currentstate.level, descriptor);

if !HasUnprivileged(regime) then
    nextstate.nG = '0';
elseif ss == SS_Secure && currentstate.baseaddress.paspace == PAS_NonSecure then
    // In Secure state, a translation must be treated as non-global,
    // regardless of the value of the nG bit,
    // if NSTable is set to 1 at any level of the translation table walk
    nextstate.nG = '1';
else
    nextstate.nG = descriptor<11>;

return nextstate;

```

aarch64/translation/vmsa_walk/AArch64.S1NextWalkStateTable

```

// AArch64.S1NextWalkStateTable()
// =====
// Decode stage 1 table descriptor to transition to the next level

TTWState AArch64.S1NextWalkStateTable(TTWState currentstate, Regime regime, S1TTWParams walkparams,
                                       bits(64) descriptor)

    TTWState nextstate;
    FullAddress tablebase;

    tablebase.address = AArch64.NextTableBase(descriptor, walkparams.tgx);
    if currentstate.baseaddress.paspace == PAS_Secure then
        // Determine PA space of the next table from NSTable bit
        tablebase.paspace = if descriptor<63> == '0' then PAS_Secure else PAS_NonSecure;
    else
        // Otherwise bit 63 is RES0 and there is no NSTable bit
        tablebase.paspace = currentstate.baseaddress.paspace;

    nextstate.istable = TRUE;
    nextstate.nG = currentstate.nG;
    nextstate.level = currentstate.level + 1;
    nextstate.baseaddress = tablebase;
    nextstate.memattrs = currentstate.memattrs;

    if walkparams.hpd == '0' then
        nextstate.permissions = AArch64.S1ApplyTablePerms(currentstate.permissions, descriptor,
                                                         regime, walkparams);
    else
        nextstate.permissions = currentstate.permissions;

    return nextstate;

```

aarch64/translation/vmsa_walk/AArch64.S1Walk

```

// AArch64.S1Walk()
// =====
// Traverse stage 1 translation tables obtaining the final descriptor
// as well as the address leading to that descriptor

(FaultRecord, AddressDescriptor, TTWState, bits(64)) AArch64.S1Walk(FaultRecord fault_in,
                                                                    S1TTWParams walkparams, bits(64) va, Regime regime, SecurityState ss,
                                                                    AccType acctype, boolean iswrite_in, boolean ispriv)
    FaultRecord fault = fault_in;
    boolean iswrite = iswrite_in;
    if HasUnprivileged(regime) && AArch64.S1EPD(regime, va) == '1' then
        fault.statuscode = Fault_Translation;
        fault.level = 0;
        return (fault, AddressDescriptor UNKNOWN, TTWState UNKNOWN, bits(64) UNKNOWN);

```

```

walkstate = AArch64.S1InitialTTWState(walkparams, va, regime, ss);

// Detect Address Size Fault by TTb
if AArch64.OAOutOfRange(walkstate, walkparams.ps, walkparams.tgx, va) then
    fault.statuscode = Fault_AddressSize;
    fault.level      = 0;
    return (fault, AddressDescriptor UNKNOWN, TTWState UNKNOWN, bits(64) UNKNOWN);

bits(64) descriptor;
AddressDescriptor walkaddress;

walkaddress.vaddress = va;
if !AArch64.S1DCacheEnabled(regime) then
    walkaddress.memattrs = NormalNCMemAttr();
else
    walkaddress.memattrs = walkstate.memattrs;

// Shareability value of stage 1 translation subject to stage 2 is IMPLEMENTATION DEFINED
// to be either effective value or descriptor value
if (regime == Regime_EL10 && EL2Enabled() && HCR_EL2.VM == '1' &&
    !(boolean IMPLEMENTATION_DEFINED "Apply effective shareability at stage 1")) then
    walkaddress.memattrs.shareability = walkstate.memattrs.shareability;
else
    walkaddress.memattrs.shareability = EffectiveShareability(walkaddress.memattrs);

DescriptorType descstype;
repeat
    fault.level = walkstate.level;
    FullAddress descaddress = AArch64.TTEntryAddress(walkstate.level, walkparams.tgx,
                                                    walkparams.txsz, va,
                                                    walkstate.baseaddress);

    walkaddress.paddress = descaddress;

    s2fs1walk = TRUE;
    aligned   = TRUE;
    iswrite   = FALSE;
    (s2fault, s2walkaddress) = AArch64.S2Validate(fault, walkaddress, s2fs1walk,
                                                AccType_TTW, aligned, iswrite, ispriv);

    if s2fault.statuscode != Fault_None then
        return (s2fault, AddressDescriptor UNKNOWN, TTWState UNKNOWN, bits(64) UNKNOWN);

    (fault, descriptor) = FetchDescriptor(walkparams.ee, s2walkaddress, fault);

    if fault.statuscode != Fault_None then
        return (fault, AddressDescriptor UNKNOWN, TTWState UNKNOWN, bits(64) UNKNOWN);

    descstype = AArch64.DecodeDescriptorType(descriptor, walkparams.tgx,
                                             walkstate.level);

    case descstype of
        when DescriptorType_Table
            walkstate = AArch64.S1NextWalkStateTable(walkstate, regime, walkparams,
                                                    descriptor);

            // Detect Address Size Fault by table descriptor
            if AArch64.OAOutOfRange(walkstate, walkparams.ps, walkparams.tgx, va) then
                fault.statuscode = Fault_AddressSize;
                return (fault, AddressDescriptor UNKNOWN, TTWState UNKNOWN, bits(64) UNKNOWN);

        when DescriptorType_Page, DescriptorType_Block
            walkstate = AArch64.S1NextWalkStateLast(walkstate, regime, ss,
                                                    walkparams, descriptor);

        when DescriptorType_Invalid
            fault.statuscode = Fault_Translation;
            return (fault, AddressDescriptor UNKNOWN, TTWState UNKNOWN, bits(64) UNKNOWN);

```

```

    otherwise
        Unreachable();

until descstype IN {DescriptorType_Page, DescriptorType_Block};

if (walkstate.contiguous == '1' &&
    AArch64.ContiguousBitFaults(walkparams.txsz, walkparams.tgx, walkstate.level)) then
    fault.statuscode = Fault_Translation;
elseif descstype == DescriptorType_Block && AArch64.BlocknTFaults(descriptor) then
    fault.statuscode = Fault_Translation;
// Detect Address Size Fault by final output
elseif AArch64.OAOutOfRange(walkstate, walkparams.ps, walkparams.tgx, va) then
    fault.statuscode = Fault_AddressSize;
// Check descriptor AF bit
elseif (descriptor<10> == '0' && walkparams.ha == '0' &&
        !(acctype IN {AccType_DC, AccType_IC} &&
         !boolean IMPLEMENTATION_DEFINED "Generate access flag fault on IC/DC operations")) then
    fault.statuscode = Fault_AccessFlag;

return (fault, walkaddress, walkstate, descriptor);

```

aarch64/translation/vmsa_walkparams/AArch64.BBMSupportLevel

```

// AArch64.BBMSupportLevel()
// =====
// Returns the level of FEAT_BBM supported

integer AArch64.BlockBBMSupportLevel()
    if !HaveBlockBBM() then
        return integer UNKNOWN;
    else
        return integer IMPLEMENTATION_DEFINED "Block BBM support level";

```

aarch64/translation/vmsa_walkparams/AArch64.DecodeTG0

```

// AArch64.DecodeTG0()
// =====
// Decode granule size configuration bits TG0

TGx AArch64.DecodeTG0(bits(2) tg0_in)
    bits(2) tg0 = tg0_in;
    if tg0 == '11' then
        tg0 = bits(2) IMPLEMENTATION_DEFINED "Reserved TG0 encoding granule size";

    case tg0 of
        when '00' return TGx_4KB;
        when '01' return TGx_64KB;
        when '10' return TGx_16KB;

```

aarch64/translation/vmsa_walkparams/AArch64.DecodeTG1

```

// AArch64.DecodeTG1()
// =====
// Decode granule size configuration bits TG1

TGx AArch64.DecodeTG1(bits(2) tg1_in)
    bits(2) tg1 = tg1_in;
    if tg1 == '00' then
        tg1 = bits(2) IMPLEMENTATION_DEFINED "Reserved TG1 encoding granule size";

    case tg1 of
        when '10' return TGx_4KB;

```

```
when '11' return TGx_64KB;  
when '01' return TGx_16KB;
```

aarch64/translation/vmsa_walkparams/AArch64.GetS1TTWParams

```
// AArch64.GetS1TTWParams()  
// =====  
// Returns stage 1 translation table walk parameters from respective controlling  
// system registers.  
  
S1TTWParams AArch64.GetS1TTWParams(Regime regime, bits(64) va)  
    S1TTWParams walkparams;  
  
    varange = AArch64.GetVARange(va);  
  
    case regime of  
        when Regime_EL10 walkparams = AArch64.S1TTWParamsEL10(varange);  
  
    maxtxsz = AArch64.MaxTxSZ(walkparams.tgx);  
    mintxsz = AArch64.S1MinTxSZ( walkparams.tgx);  
    if UInt(walkparams.txsz) > maxtxsz then  
        if !(boolean IMPLEMENTATION_DEFINED "Fault on TxSZ value above maximum") then  
            walkparams.txsz = maxtxsz<5:0>;  
    elseif !Have52BitVAExt() && UInt(walkparams.txsz) < mintxsz then  
        if !(boolean IMPLEMENTATION_DEFINED "Fault on TxSZ value below minimum") then  
            walkparams.txsz = mintxsz<5:0>;  
  
    return walkparams;
```

aarch64/translation/vmsa_walkparams/AArch64.GetVARange

```
// AArch64.GetVARange()  
// =====  
// Determines if the VA that is to be translated lies in LOWER or UPPER address range.  
  
VARange AArch64.GetVARange(bits(64) va)  
    if va<55> == '0' then  
        return VARange_LOWER;  
    else  
        return VARange_UPPER;
```

aarch64/translation/vmsa_walkparams/AArch64.MaxTxSZ

```
// AArch64.MaxTxSZ()  
// =====  
// Retrieve the maximum value of TxSZ indicating minimum input address size for both  
// stages of translation  
  
integer AArch64.MaxTxSZ(TGx tgx)  
    if HaveSmallTranslationTableExt() && !UsingAArch32() then  
        case tgx of  
            when TGx_4KB return 48;  
            when TGx_16KB return 48;  
            when TGx_64KB return 47;  
    return 39;
```

aarch64/translation/vmsa_walkparams/AArch64.PAMax

```
// AArch64.PAMax()  
// =====  
// Returns the IMPLEMENTATION DEFINED maximum number of bits capable of representing
```

```
// physical address for this processor

integer AArch64.PAMax()
    return integer IMPLEMENTATION_DEFINED "Maximum Physical Address Size";
```

aarch64/translation/vmsa_walkparams/AArch64.S1BREnabled

```
// AArch64.S1BREnabled()
// =====
// Determine the number of MPUs supported in PMSA stage 1 for given regime

boolean AArch64.S1BREnabled(Regime regime)
    case regime of
        when Regime_EL2 return SCTL_EL2.BR == '1';
        when Regime_EL10 return HCR_EL2.<DC,TGE> == '00' && VTCR_EL2.MSA == '0' && SCTL_EL1.BR == '1';
```

aarch64/translation/vmsa_walkparams/AArch64.S1DCacheEnabled

```
// AArch64.S1DCacheEnabled()
// =====
// Determine cacheability of stage 1 data accesses

boolean AArch64.S1DCacheEnabled(Regime regime)
    case regime of
        when Regime_EL2 return SCTL_EL2.C == '1';
        when Regime_EL10 return SCTL_EL1.C == '1';
```

aarch64/translation/vmsa_walkparams/AArch64.S1EPD

```
// AArch64.S1EPD()
// =====
// Determine whether stage 1 translation table walk is allowed for the VA range

bit AArch64.S1EPD(Regime regime, bits(64) va)
    assert HasUnprivileged(regime);
    varange = AArch64.GetVARange(va);

    case regime of
        when Regime_EL10 return if varange == VARange_LOWER then TCR_EL1.EPD0 else TCR_EL1.EPD1;
```

aarch64/translation/vmsa_walkparams/AArch64.S1Enabled

```
// AArch64.S1Enabled()
// =====
// Determine if stage 1 for the acting translation regime is enabled

boolean AArch64.S1Enabled(Regime regime)
    case regime of
        when Regime_EL2 return SCTL_EL2.M == '1';
        when Regime_EL10 return HCR_EL2.<DC,TGE> == '00' && SCTL_EL1.M == '1';
```

aarch64/translation/vmsa_walkparams/AArch64.S1ICacheEnabled

```
// AArch64.S1ICacheEnabled()
// =====
// Determine cacheability of stage 1 instruction fetches

boolean AArch64.S1ICacheEnabled(Regime regime)
    case regime of
```

```
when Regime_EL2 return SCTLRL_EL2.I == '1';  
when Regime_EL10 return SCTLRL_EL1.I == '1';
```

aarch64/translation/vmsa_walkparams/AArch64.S1MinTxSZ

```
// AArch64.S1MinTxSZ()  
// =====  
// Retrieve the minimum value of TxSZ indicating maximum input address size for stage 1  
  
integer AArch64.S1MinTxSZ( TGx tgx)  
    if Have52BitVAExt() && tgx == TGx_64KB then  
        return 12;  
  
    return 16;
```

aarch64/translation/vmsa_walkparams/AArch64.S1TTBR

```
// AArch64.S1TTBR()  
// =====  
// Identify stage 1 table base register for the acting translation regime  
  
bits(64) AArch64.S1TTBR(Regime regime, bits(64) va)  
    varange = AArch64.GetVARange(va);  
  
    case regime of  
        when Regime_EL10 return if varange == VARange_LOWER then TTBR0_EL1 else TTBR1_EL1;
```

aarch64/translation/vmsa_walkparams/AArch64.S1TTWParamsEL10

```
// AArch64.S1TTWParamsEL10()  
// =====  
// Gather stage 1 translation table walk parameters for EL1&0 regime  
// (with EL2 enabled or disabled)  
  
S1TTWParams AArch64.S1TTWParamsEL10(VARange varange)  
    S1TTWParams walkparams;  
  
    if varange == VARange_LOWER then  
        walkparams.tgx = AArch64.DecodeTG0(TCR_EL1.TG0);  
        walkparams.txsz = TCR_EL1.T0SZ;  
        walkparams.irgn = TCR_EL1.IRGN0;  
        walkparams.orgn = TCR_EL1.ORGNO;  
        walkparams.sh = TCR_EL1.SH0;  
        walkparams.tbi = TCR_EL1.TBI0;  
  
        walkparams.tbid = if HavePACEExt() then TCR_EL1.TBID0 else '0';  
        walkparams.e0pd = if HaveE0PDEExt() then TCR_EL1.E0PD0 else '0';  
        walkparams.hpd = if AArch64.HaveHPDEExt() then TCR_EL1.HPD0 else '0';  
    else  
        walkparams.tgx = AArch64.DecodeTG1(TCR_EL1.TG1);  
        walkparams.txsz = TCR_EL1.T1SZ;  
        walkparams.irgn = TCR_EL1.IRGN1;  
        walkparams.orgn = TCR_EL1.ORGNI;  
        walkparams.sh = TCR_EL1.SH1;  
        walkparams.tbi = TCR_EL1.TBI1;  
  
        walkparams.tbid = if HavePACEExt() then TCR_EL1.TBID1 else '0';  
        walkparams.e0pd = if HaveE0PDEExt() then TCR_EL1.E0PD1 else '0';  
        walkparams.hpd = if AArch64.HaveHPDEExt() then TCR_EL1.HPD1 else '0';  
  
    walkparams.mair = MAIR_EL1;  
    walkparams.wxn = SCTLRL_EL1.WXN;  
    walkparams.ps = TCR_EL1.IPS;
```



```
walkparams.ee = SCTLR_EL1.EE;

if EL2Enabled() then
    walkparams.dc = HCR_EL2.DC;

walkparams.ha = if HaveAccessFlagUpdateExt() then TCR_EL1.HA else '0';
walkparams.hd = if HaveDirtyBitModifierExt() then TCR_EL1.HD else '0';

return walkparams;
```

aarch64/translation/vmsa_walkparams/AArch64.S2MinTxSZ

```
// AArch64.S2MinTxSZ()
// =====
// Retrieve the minimum value of TxSZ indicating maximum input address size for stage 2

integer AArch64.S2MinTxSZ( TGx tgx, boolean slaarch64)
    ips = AArch64.PAMax();

    if Have52BitPAExt() && tgx != TGx_64KB then
        ips = Min(48, AArch64.PAMax());

    min_txsz = 64 - ips;
    if !slaarch64 then
        // EL1 is AArch32
        min_txsz = Min(min_txsz, 24);

    return min_txsz;
```

aarch64/translation/vmsa_walkparams/AArch64.VAMax

```
// AArch64.VAMax()
// =====
// Returns the IMPLEMENTATION DEFINED maximum number of bits capable of representing
// the virtual address for this processor

integer AArch64.VAMax()
    return integer IMPLEMENTATION_DEFINED "Maximum Virtual Address Size";
```

11.2 Shared pseudocode

This section lists the pseudocodes that are common to execution in AArch64 state and in the Armv8-R AArch64 state. Armv8-R AArch64 supports AArch64 state and this document correlates with that on the Armv8-A profile. This document follows the structure of the *Arm® Architecture Reference Manual, Armv8, for Armv8-A architecture profile*.

The functions listed in this section are identified only by a `FunctionName`. This section is organized by functional groups, with the functional groups being indicated by hierarchical path names, for example `shared/debug/DebugTarget`.

The top-level sections of the shared pseudocode hierarchy are:

- [shared/debug](#).
- [shared/exceptions](#) on page I1-449.
- [shared/functions](#) on page I1-451.
- [shared/translation](#) on page I1-555.

11.2.1 shared/debug

This section includes the following pseudocode functions:

- [shared/debug/ClearStickyErrors/ClearStickyErrors](#) on page I1-427.
- [shared/debug/DebugTarget/DebugTarget](#) on page I1-428.
- [shared/debug/DebugTarget/DebugTargetFrom](#) on page I1-428.
- [shared/debug/DoubleLockStatus/DoubleLockStatus](#) on page I1-428.
- [shared/debug/OSLockStatus/OSLockStatus](#) on page I1-429.
- [shared/debug/SoftwareLockStatus/Component](#) on page I1-429.
- [shared/debug/SoftwareLockStatus/GetAccessComponent](#) on page I1-429.
- [shared/debug/SoftwareLockStatus/SoftwareLockStatus](#) on page I1-429.
- [shared/debug/authentication/AccessState](#) on page I1-429.
- [shared/debug/authentication/AllowExternalDebugAccess](#) on page I1-429.
- [shared/debug/authentication/AllowExternalPMUAccess](#) on page I1-430.
- [shared/debug/authentication/Debug_authentication](#) on page I1-430.
- [shared/debug/authentication/ExternalInvasiveDebugEnabled](#) on page I1-430.
- [shared/debug/authentication/ExternalNoninvasiveDebugAllowed](#) on page I1-430.
- [shared/debug/authentication/ExternalNoninvasiveDebugEnabled](#) on page I1-431.
- [shared/debug/authentication/ExternalSecureInvasiveDebugEnabled](#) on page I1-431.
- [shared/debug/authentication/ExternalSecureNoninvasiveDebugEnabled](#) on page I1-431.
- [shared/debug/authentication/IsAccessSecure](#) on page I1-431.
- [shared/debug/authentication/IsCorePowered](#) on page I1-431.
- [shared/debug/breakpoint/CheckValidStateMatch](#) on page I1-432.
- [shared/debug/breakpoint/NumBreakpointsImplemented](#) on page I1-432.
- [shared/debug/breakpoint/NumContextAwareBreakpointsImplemented](#) on page I1-433.
- [shared/debug/breakpoint/NumWatchpointsImplemented](#) on page I1-433.
- [shared/debug/cti/CTI_SetEventLevel](#) on page I1-433.
- [shared/debug/cti/CTI_SignalEvent](#) on page I1-433.
- [shared/debug/cti/CrossTrigger](#) on page I1-433.
- [shared/debug/dccanditr/CheckForDCCInterrupts](#) on page I1-433.
- [shared/debug/dccanditr/DBGDTRRX_EL0](#) on page I1-434.
- [shared/debug/dccanditr/DBGDTRTX_EL0](#) on page I1-434.
- [shared/debug/dccanditr/DBGDTR_EL0](#) on page I1-435.
- [shared/debug/dccanditr/DTR](#) on page I1-436.
- [shared/debug/dccanditr/EDITR](#) on page I1-436.

- [shared/debug/halting/DCPSInstruction](#) on page I1-437.
- [shared/debug/halting/DRPSInstruction](#) on page I1-438.
- [shared/debug/halting/DebugHalt](#) on page I1-438.
- [shared/debug/halting/DebugRestorePSR](#) on page I1-438.
- [shared/debug/halting/DisableITRAndResumeInstructionPrefetch](#) on page I1-439.
- [shared/debug/halting/ExecuteA64](#) on page I1-439.
- [shared/debug/halting/ExecuteT32](#) on page I1-439.
- [shared/debug/halting/ExitDebugState](#) on page I1-439.
- [shared/debug/halting/Halt](#) on page I1-440.
- [shared/debug/halting/HaltOnBreakpointOrWatchpoint](#) on page I1-441.
- [shared/debug/halting/Halted](#) on page I1-441.
- [shared/debug/halting/HaltingAllowed](#) on page I1-441.
- [shared/debug/halting/Restarting](#) on page I1-441.
- [shared/debug/halting/StopInstructionPrefetchAndEnableITR](#) on page I1-441.
- [shared/debug/halting/UpdateEDSCRFIELDS](#) on page I1-442.
- [shared/debug/haltingevents/CheckExceptionCatch](#) on page I1-442.
- [shared/debug/haltingevents/CheckHaltingStep](#) on page I1-442.
- [shared/debug/haltingevents/CheckOSUnlockCatch](#) on page I1-443.
- [shared/debug/haltingevents/CheckPendingOSUnlockCatch](#) on page I1-443.
- [shared/debug/haltingevents/CheckPendingResetCatch](#) on page I1-443.
- [shared/debug/haltingevents/CheckResetCatch](#) on page I1-443.
- [shared/debug/haltingevents/CheckSoftwareAccessToDebugRegisters](#) on page I1-443.
- [shared/debug/haltingevents/ExternalDebugRequest](#) on page I1-444.
- [shared/debug/haltingevents/HaltingStep_DidNotStep](#) on page I1-444.
- [shared/debug/haltingevents/HaltingStep_SteppedEX](#) on page I1-444.
- [shared/debug/haltingevents/RunHaltingStep](#) on page I1-444.
- [shared/debug/interrupts/ExternalDebugInterruptsDisabled](#) on page I1-444.
- [shared/debug/pmu/GetNumEventCounters](#) on page I1-445.
- [shared/debug/pmu/HasElapsed64Cycles](#) on page I1-445.
- [shared/debug/pmu/PMUCounterMask](#) on page I1-445.
- [shared/debug/pmu/PMUEvent](#) on page I1-445.
- [shared/debug/pmu/integer](#) on page I1-446.
- [shared/debug/samplebasedprofiling/CreatePCSample](#) on page I1-446.
- [shared/debug/samplebasedprofiling/PCSample](#) on page I1-446.
- [shared/debug/samplebasedprofiling/PMPCSR](#) on page I1-447.
- [shared/debug/softwarestep/CheckSoftwareStep](#) on page I1-447.
- [shared/debug/softwarestep/DebugExceptionReturnSS](#) on page I1-448.
- [shared/debug/softwarestep/SSAdvance](#) on page I1-448.
- [shared/debug/softwarestep/SoftwareStep_DidNotStep](#) on page I1-449.
- [shared/debug/softwarestep/SoftwareStep_SteppedEX](#) on page I1-449.

shared/debug/ClearStickyErrors/ClearStickyErrors

```
// ClearStickyErrors()
// =====

ClearStickyErrors()
    EDSCR.TXU = '0';           // Clear TX underrun flag
    EDSCR.RXO = '0';           // Clear RX overrun flag

    if Halted() then           // in Debug state
        EDSCR.ITO = '0';       // Clear ITR overrun flag
```

```
// If halted and the ITR is not empty then it is UNPREDICTABLE whether the EDSCR.ERR is cleared.  
// The UNPREDICTABLE behavior also affects the instructions in flight, but this is not described  
// in the pseudocode.  
if Halted() && EDSCR.ITE == '0' && ConstrainUnpredictableBool() then  
    return;  
EDSCR.ERR = '0';           // Clear cumulative error flag  
  
return;
```

shared/debug/DebugTarget/DebugTarget

```
// DebugTarget()  
// =====  
// Returns the debug exception target Exception level  
  
bits(2) DebugTarget()  
    ss = CurrentSecurityState();  
    return DebugTargetFrom(ss);
```

shared/debug/DebugTarget/DebugTargetFrom

```
// DebugTargetFrom()  
// =====  
  
bits(2) DebugTargetFrom(SecurityState from_state)  
    boolean route_to_e12;  
    if from_state != SS_Secure || HaveSecureEL2Ext() then  
        if ELUsingAArch32(EL2) then  
            route_to_e12 = (HDCR.TDE == '1' || HCR.TGE == '1');  
        else  
            route_to_e12 = (MDCR_EL2.TDE == '1' || HCR_EL2.TGE == '1');  
    else  
        route_to_e12 = FALSE;  
  
    bits(2) target;  
    if route_to_e12 then  
        target = EL2;  
    elseif HaveEL(EL3) && !HaveAArch64() && from_state == SS_Secure then  
        target = EL3;  
    else  
        target = EL1;  
  
    return target;
```

shared/debug/DoubleLockStatus/DoubleLockStatus

```
// DoubleLockStatus()  
// =====  
// Returns the state of the OS Double Lock.  
// FALSE if OSDLR_EL1.DLK == 0 or DBGPRCR_EL1.CORENPDRQ == 1 or the PE is in Debug state.  
// TRUE if OSDLR_EL1.DLK == 1 and DBGPRCR_EL1.CORENPDRQ == 0 and the PE is in Non-debug state.  
  
boolean DoubleLockStatus()  
    if !HaveDoubleLock() then  
        return FALSE;  
    elseif ELUsingAArch32(EL1) then  
        return DBGOSDLR.DLK == '1' && DBGPRCR.CORENPDRQ == '0' && !Halted();  
    else  
        return OSDLR_EL1.DLK == '1' && DBGPRCR_EL1.CORENPDRQ == '0' && !Halted();
```

shared/debug/OSLockStatus/OSLockStatus

```
// OSLockStatus()
// =====
// Returns the state of the OS Lock.

boolean OSLockStatus()
    return (if ELUsingAArch32(EL1) then DBGOSLSR.OSLK e1se OSLSR_EL1.OSLK) == '1';
```

shared/debug/SoftwareLockStatus/Component

```
enumeration Component {
    Component_PMU,
    Component_Debug,
    Component_CTI
};
```

shared/debug/SoftwareLockStatus/GetAccessComponent

```
// Returns the accessed component.
Component GetAccessComponent();
```

shared/debug/SoftwareLockStatus/SoftwareLockStatus

```
// SoftwareLockStatus()
// =====
// Returns the state of the Software Lock.

boolean SoftwareLockStatus()
    Component component = GetAccessComponent();
    if !HaveSoftwareLock(component) then
        return FALSE;
    case component of
        when Component_Debug
            return EDLSR.SLK == '1';
        when Component_PMU
            return PMLSR.SLK == '1';
        when Component_CTI
            return CTILSR.SLK == '1';
        otherwise
            Unreachable();
```

shared/debug/authentication/AccessState

```
// Returns the Security state of the access.
SecurityState AccessState();
```

shared/debug/authentication/AllowExternalDebugAccess

```
// AllowExternalDebugAccess()
// =====
// Returns TRUE if an external debug interface access to the External debug registers
// is allowed, FALSE otherwise.

boolean AllowExternalDebugAccess()
    // The access may also be subject to OS Lock, power-down, etc.
    return AllowExternalDebugAccess(AccessState());

// AllowExternalDebugAccess()
```

```
// =====  
// Returns TRUE if an external debug interface access to the External debug registers  
// is allowed for the given Security state, FALSE otherwise.  
  
boolean AllowExternalDebugAccess(SecurityState access_state)  
    // The access may also be subject to OS Lock, power-down, etc.  
    if HaveSecureExtDebugView() then  
        if access_state == SS_Secure then return TRUE;  
    else  
        if !ExternalInvasiveDebugEnabled() then return FALSE;  
        if ExternalSecureInvasiveDebugEnabled() then return TRUE;
```

shared/debug/authentication/AllowExternalPMUAccess

```
// AllowExternalPMUAccess()  
// =====  
// Returns TRUE if an external debug interface access to the PMU registers is  
// allowed, FALSE otherwise.  
  
boolean AllowExternalPMUAccess()  
    // The access may also be subject to OS Lock, power-down, etc.  
    return AllowExternalPMUAccess(AccessState());  
  
// AllowExternalPMUAccess()  
// =====  
// Returns TRUE if an external debug interface access to the PMU registers is  
// allowed for the given Security state, FALSE otherwise.  
  
boolean AllowExternalPMUAccess(SecurityState access_state)  
    // The access may also be subject to OS Lock, power-down, etc.  
    if HaveSecureExtDebugView() then  
        if access_state == SS_Secure then return TRUE;  
    else  
        if !ExternalInvasiveDebugEnabled() then return FALSE;  
        if ExternalSecureInvasiveDebugEnabled() then return TRUE;
```

shared/debug/authentication/Debug_authentication

```
signal DBGEN;  
signal NIDEN;  
signal SPIDEN;  
signal SPNIDEN;
```

shared/debug/authentication/ExternalInvasiveDebugEnabled

```
// ExternalInvasiveDebugEnabled()  
// =====  
// The definition of this function is IMPLEMENTATION DEFINED.  
// In the recommended interface, this function returns the state of the DBGEN signal.  
  
boolean ExternalInvasiveDebugEnabled()  
    return DBGEN == HIGH;
```

shared/debug/authentication/ExternalNoninvasiveDebugAllowed

```
// ExternalNoninvasiveDebugAllowed()  
// =====  
// Returns TRUE if Trace and PC Sample-based Profiling are allowed  
  
boolean ExternalNoninvasiveDebugAllowed()  
    if !ExternalNoninvasiveDebugEnabled() then return FALSE;
```

```

ss = SecurityStateAtEL(PSTATE.EL);
if (ELUsingAArch32(EL1) && PSTATE.EL == EL0 &&
    ss == SS_Secure && SDER.SUNIDEN == '1') then
    return TRUE;
case ss of
    when SS_NonSecure return TRUE;
    when SS_Secure    return ExternalSecureNoninvasiveDebugEnabled();
  
```

shared/debug/authentication/ExternalNoninvasiveDebugEnabled

```

// ExternalNoninvasiveDebugEnabled()
// =====
// This function returns TRUE if the FEAT_Debugv8p4 is implemented.
// Otherwise, this function is IMPLEMENTATION DEFINED, and, in the
// recommended interface, ExternalNoninvasiveDebugEnabled returns
// the state of the (DBGEN OR NIDEN) signal.

boolean ExternalNoninvasiveDebugEnabled()
    return !HaveNoninvasiveDebugAuth() || ExternalInvasiveDebugEnabled() || NIDEN == HIGH;
  
```

shared/debug/authentication/ExternalSecureInvasiveDebugEnabled

```

// ExternalSecureInvasiveDebugEnabled()
// =====
// The definition of this function is IMPLEMENTATION DEFINED.
// In the recommended interface, this function returns the state of the (DBGEN AND SPIDEN) signal.
// CoreSight allows asserting SPIDEN without also asserting DBGEN, but this is not recommended.

boolean ExternalSecureInvasiveDebugEnabled()
    if !HaveEL(EL3) && !SecureOnlyImplementation() then return FALSE;
    return ExternalInvasiveDebugEnabled() && SPIDEN == HIGH;
  
```

shared/debug/authentication/ExternalSecureNoninvasiveDebugEnabled

```

// ExternalSecureNoninvasiveDebugEnabled()
// =====
// This function returns the value of ExternalSecureInvasiveDebugEnabled() when FEAT_Debugv8p4
// is implemented. Otherwise, the definition of this function is IMPLEMENTATION DEFINED.
// In the recommended interface, this function returns the state of the (DBGEN OR NIDEN) AND
// (SPIDEN OR SPNIDEN) signal.

boolean ExternalSecureNoninvasiveDebugEnabled()
    if !HaveEL(EL3) && !SecureOnlyImplementation() then return FALSE;
    if HaveNoninvasiveDebugAuth() then
        return ExternalNoninvasiveDebugEnabled() && (SPIDEN == HIGH || SPNIDEN == HIGH);
    else
        return ExternalSecureInvasiveDebugEnabled();
  
```

shared/debug/authentication/IsAccessSecure

```

// Returns TRUE when an access is Secure
boolean IsAccessSecure();
  
```

shared/debug/authentication/IsCorePowered

```

// Returns TRUE if the Core power domain is powered on, FALSE otherwise.
boolean IsCorePowered();
  
```

shared/debug/breakpoint/CheckValidStateMatch

```
// CheckValidStateMatch()
// =====
// Checks for an invalid state match that will generate Constrained
// Unpredictable behaviour, otherwise returns Constraint_NONE.

(Constraint, bits(2), bit, bits(2)) CheckValidStateMatch(bits(2) SSC_in, bit HMC_in, bits(2) PxC_in,
                                                         boolean isbreakpnt)

    boolean reserved = FALSE;
    bits(2) SSC = SSC_in;
    bit HMC = HMC_in;
    bits(2) PxC = PxC_in;

    // Values that are not allocated in any architecture version
    if (HMC:SSC:PxC IN {'01110', '100x0', '10110', '11x10'}) then
        reserved = TRUE;

    // Match 'Usr/Sys/Svc' valid only for AArch32 breakpoints
    if (!isbreakpnt || !HaveAArch32EL(EL1)) && HMC:PxC == '000' && SSC != '11' then
        reserved = TRUE;

    // Both EL3 and EL2 are not implemented
    if !HaveEL(EL3) && !HaveEL(EL2) && (HMC != '0' || SSC != '00') then
        reserved = TRUE;

    // EL3 is not implemented
    if !HaveEL(EL3) && SSC IN {'01', '10'} && HMC:SSC:PxC != '10100' then
        reserved = TRUE;

    // EL3 using AArch64 only
    if (!HaveEL(EL3) || !HaveAArch64()) && HMC:SSC:PxC == '11000' then
        reserved = TRUE;

    // EL2 is not implemented
    if !HaveEL(EL2) && HMC:SSC:PxC == '11100' then
        reserved = TRUE;

    // Secure EL2 is not implemented
    if !HaveSecureEL2Ext() && (HMC:SSC:PxC) IN {'01100', '10100', 'x11x1'} then
        reserved = TRUE;

    if reserved then
        // If parameters are set to a reserved type, behaves as either disabled or a defined type
        Constraint c;
        (c, <HMC,SSC,PxC>) = ConstrainUnpredictableBits();
        assert c IN {Constraint_DISABLED, Constraint_UNKNOWN};
        if c == Constraint_DISABLED then
            return (c, bits(2) UNKNOWN, bit UNKNOWN, bits(2) UNKNOWN);
        // Otherwise the value returned by ConstrainUnpredictableBits must be a not-reserved value

    return (Constraint_NONE, SSC, HMC, PxC);
```

shared/debug/breakpoint/NumBreakpointsImplemented

```
// NumBreakpointsImplemented()
// =====
// Returns the number of breakpoints implemented. This is indicated to software by
// DBGDIDR.BRPs in AArch32 state, and ID_AA64DFR0_EL1.BRPs in AArch64 state.

integer NumBreakpointsImplemented()
    return integer IMPLEMENTATION_DEFINED "Number of breakpoints";
```


shared/debug/breakpoint/NumContextAwareBreakpointsImplemented

```
// NumContextAwareBreakpointsImplemented()
// =====
// Returns the number of context-aware breakpoints implemented. This is indicated to software by
// DBGDIDR.CTX_CMPs in AArch32 state, and ID_AA64DFR0_EL1.CTX_CMPs in AArch64 state.
```

```
integer NumContextAwareBreakpointsImplemented()
    return integer IMPLEMENTATION_DEFINED "Number of context-aware breakpoints";
```

shared/debug/breakpoint/NumWatchpointsImplemented

```
// NumWatchpointsImplemented()
// =====
// Returns the number of watchpoints implemented. This is indicated to software by
// DBGDIDR.WRPs in AArch32 state, and ID_AA64DFR0_EL1.WRPs in AArch64 state.
```

```
integer NumWatchpointsImplemented()
    return integer IMPLEMENTATION_DEFINED "Number of watchpoints";
```

shared/debug/cti/CTI_SetEventLevel

```
// Set a Cross Trigger multi-cycle input event trigger to the specified level.
CTI_SetEventLevel(CrossTriggerIn id, signal level);
```

shared/debug/cti/CTI_SignalEvent

```
// Signal a discrete event on a Cross Trigger input event trigger.
CTI_SignalEvent(CrossTriggerIn id);
```

shared/debug/cti/CrossTrigger

```
enumeration CrossTriggerOut {CrossTriggerOut_DebugRequest, CrossTriggerOut_RestartRequest,
                             CrossTriggerOut_IRQ,           CrossTriggerOut_RSVD3,
                             CrossTriggerOut_TraceExtIn0,   CrossTriggerOut_TraceExtIn1,
                             CrossTriggerOut_TraceExtIn2,   CrossTriggerOut_TraceExtIn3};
```

```
enumeration CrossTriggerIn {CrossTriggerIn_CrossHalt,      CrossTriggerIn_PMUoverflow,
                             CrossTriggerIn_RSVD2,        CrossTriggerIn_RSVD3,
                             CrossTriggerIn_TraceExtOut0,  CrossTriggerIn_TraceExtOut1,
                             CrossTriggerIn_TraceExtOut2,  CrossTriggerIn_TraceExtOut3};
```

shared/debug/dccanditr/CheckForDCCInterrupts

```
// CheckForDCCInterrupts()
// =====
```

```
CheckForDCCInterrupts()
    commrx = (EDSCR.RXfull == '1');
    commtx = (EDSCR.TXfull == '0');

    // COMMRX and COMMTX support is optional and not recommended for new designs.
    // SetInterruptRequestLevel(InterruptID_COMMRX, if commrx then HIGH else LOW);
    // SetInterruptRequestLevel(InterruptID_COMMTX, if commtx then HIGH else LOW);

    // The value to be driven onto the common COMMIRQ signal.
    boolean commirq;
    if ELUsingAArch32\(EL1\) then
        commirq = ((commrx && DBGDCCINT.RX == '1') ||
```

```

    (commtx && DBGDCCINT.TX == '1'));
else
    commirq = ((commrq && MDCCINT_EL1.RX == '1') ||
              (commtx && MDCCINT_EL1.TX == '1'));
SetInterruptRequestLevel(InterruptID_COMMIRQ, if commirq then HIGH else LOW);

return;

```

shared/debug/dccanditr/DBGDTRRX_EL0

```

// DBGDTRRX_EL0[] (external write)
// =====
// Called on writes to debug register 0x08C.

DBGDTRRX_EL0[boolean memory_mapped] = bits(32) value

if EDPRSR<6:5,0> != '001' then // Check DLK, OSLK and PU bits
    IMPLEMENTATION_DEFINED "generate error response";
    return;

if EDSCR.ERR == '1' then return; // Error flag set: ignore write

// The Software lock is OPTIONAL.
if memory_mapped && EDLSR.SLK == '1' then return; // Software lock locked: ignore write

if EDSCR.RXfull == '1' || (Halted() && EDSCR.MA == '1' && EDSCR.ITE == '0') then
    EDSCR.RX0 = '1'; EDSCR.ERR = '1'; // Overrun condition: ignore write
    return;

EDSCR.RXfull = '1';
DTRRX = value;

if Halted() && EDSCR.MA == '1' then
    EDSCR.ITE = '0'; // See comments in EDITR[] (external write)
    if !UsingAArch32() then
        ExecuteA64(0xD5330501<31:0>); // A64 "MRS X1,DBGDTRRX_EL0"
        ExecuteA64(0xB8004401<31:0>); // A64 "STR W1,[X0],#4"
        X[1] = bits(64) UNKNOWN;
    else
        ExecuteT32(0xEE10<15:0> /*hw1*/, 0x1E15<15:0> /*hw2*/); // T32 "MRS R1,DBGDTRRXint"
        ExecuteT32(0xF840<15:0> /*hw1*/, 0x1B04<15:0> /*hw2*/); // T32 "STR R1,[R0],#4"
        R[1] = bits(32) UNKNOWN;
        // If the store aborts, the Data Abort exception is taken and EDSCR.ERR is set to 1
        if EDSCR.ERR == '1' then
            EDSCR.RXfull = bit UNKNOWN;
            DBGDTRRX_EL0 = bits(64) UNKNOWN;
        else
            // "MRS X1,DBGDTRRX_EL0" calls DBGDTR_EL0[] (read) which clears RXfull.
            assert EDSCR.RXfull == '0';

            EDSCR.ITE = '1'; // See comments in EDITR[] (external write)
    return;

// DBGDTRRX_EL0[] (external read)
// =====
bits(32) DBGDTRRX_EL0[boolean memory_mapped]
return DTRRX;

```

shared/debug/dccanditr/DBGDTRTX_EL0

```

// DBGDTRTX_EL0[] (external read)
// =====
// Called on reads of debug register 0x080.

```

```

bits(32) DBGDTRTX_EL0[boolean memory_mapped]

    if EDPRSR<6:5,0> != '001' then // Check DLK, OSLK and PU bits
        IMPLEMENTATION_DEFINED "generate error response";
        return bits(32) UNKNOWN;

    underrun = EDSCR.TXfull == '0' || (Halted() && EDSCR.MA == '1' && EDSCR.ITE == '0');
    value = if underrun then bits(32) UNKNOWN else DTRTX;

    if EDSCR.ERR == '1' then return value; // Error flag set: no side-effects

    // The Software lock is OPTIONAL.
    if memory_mapped && EDLSR.SLK == '1' then // Software lock locked: no side-effects
        return value;

    if underrun then
        EDSCR.TXU = '1'; EDSCR.ERR = '1'; // Underrun condition: block side-effects
        return value; // Return UNKNOWN

    EDSCR.TXfull = '0';
    if Halted() && EDSCR.MA == '1' then
        EDSCR.ITE = '0'; // See comments in EDITR[] (external write)

        if !UsingAArch32() then
            ExecuteA64(0xB8404401<31:0>); // A64 "LDR W1,[X0],#4"
        else
            ExecuteT32(0xF850<15:0> /*hw1*/, 0x1B04<15:0> /*hw2*/); // T32 "LDR R1,[R0],#4"
            // If the load aborts, the Data Abort exception is taken and EDSCR.ERR is set to 1
            if EDSCR.ERR == '1' then
                EDSCR.TXfull = bit UNKNOWN;
                DBGDTRTX_EL0 = bits(64) UNKNOWN;
            else
                if !UsingAArch32() then
                    ExecuteA64(0xD5130501<31:0>); // A64 "MSR DBGDTRTX_EL0,X1"
                else
                    ExecuteT32(0xEE00<15:0> /*hw1*/, 0x1E15<15:0> /*hw2*/); // T32 "MSR DBGDTRTXint,R1"
                    // "MSR DBGDTRTX_EL0,X1" calls DBGDTR_EL0[] (write) which sets TXfull.
                    assert EDSCR.TXfull == '1';
                if !UsingAArch32() then
                    X[1] = bits(64) UNKNOWN;
                else
                    R[1] = bits(32) UNKNOWN;
                    EDSCR.ITE = '1'; // See comments in EDITR[] (external write)

    return value;

// DBGDTRTX_EL0[] (external write)
// =====

DBGDTRTX_EL0[boolean memory_mapped] = bits(32) value
// The Software lock is OPTIONAL.
if memory_mapped && EDLSR.SLK == '1' then return; // Software lock locked: ignore write
DTRTX = value;
return;

```

shared/debug/dccanditr/DBGDTR_EL0

```

// DBGDTR_EL0[] (write)
// =====
// System register writes to DBGDTR_EL0, DBGDTRTX_EL0 (AArch64) and DBGDTRTXint (AArch32)

DBGDTR_EL0[] = bits(N) value_in
bits(N) value = value_in;
// For MSR DBGDTRTX_EL0,<Rt> N=32, value=X[t]<31:0>, X[t]<63:32> is ignored
// For MSR DBGDTR_EL0,<Xt> N=64, value=X[t]<63:0>

```

```

assert N IN {32,64};
if EDSCR.TXfull == '1' then
    value = bits(N) UNKNOWN;
// On a 64-bit write, implement a half-duplex channel
if N == 64 then DTRRX = value<63:32>;
DTRTX = value<31:0>; // 32-bit or 64-bit write
EDSCR.TXfull = '1';
return;

// DBGDTR_EL0[] (read)
// =====
// System register reads of DBGDTR_EL0, DBGDTRRX_EL0 (AArch64) and DBGDTRRXint (AArch32)

bits(N) DBGDTR_EL0[]
// For MRS <Rt>,DBGDTRTX_EL0 N=32, X[t]=Zeros(32):result
// For MRS <Xt>,DBGDTR_EL0 N=64, X[t]=result
assert N IN {32,64};
bits(N) result;
if EDSCR.RXfull == '0' then
    result = bits(N) UNKNOWN;
else
    // On a 64-bit read, implement a half-duplex channel
    // NOTE: the word order is reversed on reads with regards to writes
    if N == 64 then result<63:32> = DTRTX;
    result<31:0> = DTRRX;
EDSCR.RXfull = '0';
return result;

```

shared/debug/dccanditr/DTR

```

bits(32) DTRRX;
bits(32) DTRTX;

```

shared/debug/dccanditr/EDITR

```

// EDITR[] (external write)
// =====
// Called on writes to debug register 0x084.

EDITR[boolean memory_mapped] = bits(32) value
if EDPRSR<6:5,0> != '001' then // Check DLK, OSLK and PU bits
    IMPLEMENTATION_DEFINED "generate error response";
    return;

if EDSCR.ERR == '1' then return; // Error flag set: ignore write

// The Software lock is OPTIONAL.
if memory_mapped && EDLSR.SLK == '1' then return; // Software lock locked: ignore write

if !Halted() then return; // Non-debug state: ignore write

if EDSCR.ITE == '0' || EDSCR.MA == '1' then
    EDSCR.ITO = '1'; EDSCR.ERR = '1'; // Overrun condition: block write
    return;

// ITE indicates whether the processor is ready to accept another instruction; the processor
// may support multiple outstanding instructions. Unlike the "InstrComp1" flag in [v7A] there
// is no indication that the pipeline is empty (all instructions have completed). In this
// pseudocode, the assumption is that only one instruction can be executed at a time,
// meaning ITE acts like "InstrComp1".
EDSCR.ITE = '0';

if !UsingAArch32() then
    ExecuteA64(value);

```

```

else
    ExecuteT32(value<15:0>/hw1*/, value<31:16> /hw2*/);

EDSCR.ITE = '1';

return;

```

shared/debug/halting/DCPSInstruction

```

// DCPSInstruction()
// =====
// Operation of the DCPS instruction in Debug state

DCPSInstruction(bits(2) target_el)

    SynchronizeContext();

bits(2) handle_el;
case target_el of
    when EL1
        if PSTATE.EL == EL2 || (PSTATE.EL == EL3 && !UsingAArch32()) then
            handle_el = PSTATE.EL;
        elsif EL2Enabled() && HCR_EL2.TGE == '1' then
            UNDEFINED;
        else
            handle_el = EL1;
    when EL2
        if !HaveEL(EL2) then
            UNDEFINED;
        elsif PSTATE.EL == EL3 && !UsingAArch32() then
            handle_el = EL3;
        elsif !IsSecureEL2Enabled() && CurrentSecurityState() == SS_Secure then
            UNDEFINED;
        else
            handle_el = EL2;
    when EL3
        if EDSCR.SDD == '1' || !HaveEL(EL3) then
            UNDEFINED;
        else
            handle_el = EL3;
    otherwise
        Unreachable();

from_secure = CurrentSecurityState() == SS_Secure;
if ELUsingAArch32(handle_el) then
    if PSTATE.M == M32_Monitor then SCR.NS = '0';
    assert UsingAArch32(); // Cannot move from AArch64 to AArch32
    case handle_el of
        when EL1
            AArch32.WriteMode(M32_Svc);
            if HavePANExt() && SCTL.R.SPAN == '0' then
                PSTATE.PAN = '1';
        when EL2 AArch32.WriteMode(M32_Hyp);
        when EL3
            AArch32.WriteMode(M32_Monitor);
            if HavePANExt() then
                if !from_secure then
                    PSTATE.PAN = '0';
                elsif SCTL.R.SPAN == '0' then
                    PSTATE.PAN = '1';
    if handle_el == EL2 then
        ELR_hyp = bits(32) UNKNOWN; HSR = bits(32) UNKNOWN;
    else
        LR = bits(32) UNKNOWN;
        SPSR[] = bits(32) UNKNOWN;
        PSTATE.E = SCTL.R.EE;

```

```

DLR = bits(32) UNKNOWN; DSPSR = bits(32) UNKNOWN;

else // Targeting AArch64
  if UsingAArch32() then
    AArch64.MaybeZeroRegisterUppers();
    PSTATE.nRW = '0'; PSTATE.SP = '1'; PSTATE.EL = handle_e1;
    if HavePANExt() && ((handle_e1 == EL1 && SCTLR_EL1.SPAN == '0') ||
      (handle_e1 == EL2 && HCR_EL2.E2H == '1' &&
        HCR_EL2.TGE == '1' && SCTLR_EL2.SPAN == '0')) then
      PSTATE.PAN = '1';
      ELR[] = bits(64) UNKNOWN; SPSR[] = bits(64) UNKNOWN; ESR[] = bits(64) UNKNOWN;
      DLR_EL0 = bits(64) UNKNOWN; DSPSR_EL0 = bits(64) UNKNOWN;
      if HaveUAOExt() then PSTATE.UAO = '0';

    UpdateEDSCRFIELDS(); // Update EDSCR PE state flags
    sync_errors = HaveIESB() && SCTLR[].IESB == '1';
    // SCTLR[].IESB might be ignored in Debug state.
    if !ConstrainUnpredictableBool() then
      sync_errors = FALSE;
    if sync_errors then
      SynchronizeErrors();
  return;

```

shared/debug/halting/DRPSInstruction

```

// DRPSInstruction()
// =====
// Operation of the A64 DRPS and T32 ERET instructions in Debug state

DRPSInstruction()

  SynchronizeContext();

  sync_errors = HaveIESB() && SCTLR[].IESB == '1';
  // SCTLR[].IESB might be ignored in Debug state.
  if !ConstrainUnpredictableBool() then
    sync_errors = FALSE;
  if sync_errors then
    SynchronizeErrors();

  DebugRestorePSR();

  return;

```

shared/debug/halting/DebugHalt

```

constant bits(6) DebugHalt_Breakpoint = '000111';
constant bits(6) DebugHalt_EDBGRQ = '010011';
constant bits(6) DebugHalt_Step_Normal = '011011';
constant bits(6) DebugHalt_Step_Exclusive = '011111';
constant bits(6) DebugHalt_OSUnlockCatch = '100011';
constant bits(6) DebugHalt_ResetCatch = '100111';
constant bits(6) DebugHalt_Watchpoint = '101011';
constant bits(6) DebugHalt_HaltInstruction = '101111';
constant bits(6) DebugHalt_SoftwareAccess = '110011';
constant bits(6) DebugHalt_ExceptionCatch = '110111';
constant bits(6) DebugHalt_Step_NoSyndrome = '111011';

```

shared/debug/halting/DebugRestorePSR

```

// DebugRestorePSR()
// =====

```

```

DebugRestorePSR()
// PSTATE.{N,Z,C,V,Q,GE,SS,D,A,I,F} are not observable and ignored in Debug state, so
// behave as if UNKNOWN.
if UsingAArch32() then
    bits(32) spsr = SPSR[];
    SetPSTATEFromPSR(spsr);
    PSTATE.<N,Z,C,V,Q,GE,SS,A,I,F> = bits(13) UNKNOWN;
    // In AArch32, all instructions are T32 and unconditional.
    PSTATE.IT = '00000000'; PSTATE.T = '1'; // PSTATE.J is RES0
    DLR = bits(32) UNKNOWN; DSPSR = bits(32) UNKNOWN;
else
    bits(64) spsr = SPSR[];
    SetPSTATEFromPSR(spsr);
    PSTATE.<N,Z,C,V,SS,D,A,I,F> = bits(9) UNKNOWN;
    DLR_EL0 = bits(64) UNKNOWN; DSPSR_EL0 = bits(64) UNKNOWN;
UpdateEDSCRFields(); // Update EDSCR PE state flags

```

shared/debug/halting/DisableITRAndResumeInstructionPrefetch

```
DisableITRAndResumeInstructionPrefetch();
```

shared/debug/halting/ExecuteA64

```
// Execute an A64 instruction in Debug state.
ExecuteA64(bits(32) instr);
```

shared/debug/halting/ExecuteT32

```
// Execute a T32 instruction in Debug state.
ExecuteT32(bits(16) hw1, bits(16) hw2);
```

shared/debug/halting/ExitDebugState

```

// ExitDebugState()
// =====

ExitDebugState()
    assert Halted();
    SynchronizeContext();

    // Although EDSCR.STATUS signals that the PE is restarting, debuggers must use EDPRSR.SDR to
    // detect that the PE has restarted.
    EDSCR.STATUS = '000001'; // Signal restarting
    EDES<2:0> = '000'; // Clear any pending Halting debug events

    bits(64) new_pc;
    bits(64) spsr;

    if UsingAArch32() then
        new_pc = ZeroExtend(DLR);
        spsr = ZeroExtend(DSPSR);
    else
        new_pc = DLR_EL0;
        spsr = DSPSR_EL0;
    // If this is an illegal return, SetPSTATEFromPSR() will set PSTATE.IL.
    if UsingAArch32() then
        SetPSTATEFromPSR(spsr<31:0>); // Can update privileged bits, even at EL0
    else
        SetPSTATEFromPSR(spsr); // Can update privileged bits, even at EL0

    boolean branch_conditional = FALSE;

```

```

if UsingAArch32() then
  if ConstrainUnpredictableBool() then new_pc<0> = '0';
  // AArch32 branch
  BranchTo(new_pc<31:0>, BranchType_DBGEXIT, branch_conditional);
else
  // If targeting AArch32 then possibly zero the 32 most significant bits of the target PC
  if spsr<4> == '1' && ConstrainUnpredictableBool() then
    new_pc<63:32> = Zeros();
  // A type of branch that is never predicted
  BranchTo(new_pc, BranchType_DBGEXIT, branch_conditional);

(EDSCR.STATUS,EDPSR.SDR) = ('00010','1'); // Atomically signal restarted
UpdateEDSCRFields(); // Stop signalling PE state
DisableITRAndResumeInstructionPrefetch();

return;

```

shared/debug/halting/Halt

```

// Halt()
// =====

Halt(bits(6) reason)
  boolean is_async = FALSE;
  Halt(reason, is_async);

// Halt()
// =====

Halt(bits(6) reason, boolean is_async)

  CTI_SignalEvent(CrossTriggerIn_CrossHalt); // Trigger other cores to halt

  bits(64) preferred_restart_address = ThisInstrAddr();
  bits(32) spsr_32;
  bits(64) spsr_64;
  if UsingAArch32() then
    spsr_32 = GetPSRFromPSTATE(DebugState);
  else
    spsr_64 = GetPSRFromPSTATE(DebugState);

  if UsingAArch32() then
    DLR = preferred_restart_address<31:0>;
    DSPSR = spsr_32;
  else
    DLR_EL0 = preferred_restart_address;
    DSPSR_EL0 = spsr_64;

  EDSCR.ITE = '1';
  EDSCR.ITO = '0';
  if CurrentSecurityState() == SS_Secure then
    EDSCR.SDD = '0'; // If entered in Secure state, allow debug
  elseif HaveEL(EL3) then
    EDSCR.SDD = if ExternalSecureInvasiveDebugEnabled() then '0' else '1';
  else
    EDSCR.SDD = '1'; // Otherwise EDSCR.SDD is RES1
  EDSCR.MA = '0';

  // In Debug state:
  // * PSTATE.{SS,SSBS,D,A,I,F} are not observable and ignored so behave-as-if UNKNOWN.
  // * PSTATE.{N,Z,C,V,Q,GE,E,M,nRW,EL,SP,DIT} are also not observable, but since these
  //   are not changed on exception entry, this function also leaves them unchanged.
  // * PSTATE.{IT,T} are ignored.
  // * PSTATE.IL is ignored and behave-as-if 0.
  // * PSTATE.{UA0,PAN} are observable and not changed on entry into Debug state.
  if UsingAArch32() then

```



```

    PSTATE.<IT,SS,SSBS,A,I,F,T> = bits(14) UNKNOWN;
  else
    PSTATE.<SS,SSBS,D,A,I,F>    = bits(6) UNKNOWN;
  PSTATE.IL = '0';

  StopInstructionPrefetchAndEnableITR();
  EDSCR.STATUS = reason;           // Signal entered Debug state
  UpdateEDSCRFields();           // Update EDSCR PE state flags.
  return;

```

shared/debug/halting/HaltOnBreakpointOrWatchpoint

```

// HaltOnBreakpointOrWatchpoint()
// =====
// Returns TRUE if the Breakpoint and Watchpoint debug events should be considered for Debug
// state entry, FALSE if they should be considered for a debug exception.

boolean HaltOnBreakpointOrWatchpoint()
  return HaltingAllowed() && EDSCR.HDE == '1' && OSLSR_EL1.OSLK == '0';

```

shared/debug/halting/Halted

```

// Halted()
// =====

boolean Halted()
  return !(EDSCR.STATUS IN {'000001', '000010'});           // Halted

```

shared/debug/halting/HaltingAllowed

```

// HaltingAllowed()
// =====
// Returns TRUE if halting is currently allowed, FALSE if halting is prohibited.

boolean HaltingAllowed()
  if Halted() || DoubleLockStatus() then
    return FALSE;
  ss = CurrentSecurityState();
  case ss of
    when SS_NonSecure return ExternalInvasiveDebugEnabled();
    when SS_Secure    return ExternalSecureInvasiveDebugEnabled();

```

shared/debug/halting/Restarting

```

// Restarting()
// =====

boolean Restarting()
  return EDSCR.STATUS == '000001';           // Restarting

```

shared/debug/halting/StopInstructionPrefetchAndEnableITR

```

StopInstructionPrefetchAndEnableITR();

```

shared/debug/halting/UpdateEDSCRFIELDS

```
// UpdateEDSCRFIELDS()
// =====
// Update EDSCR PE state fields

UpdateEDSCRFIELDS()

    if !HalTED() then
        EDSCR.EL = '00';
        EDSCR.NS = bit UNKNOWN;

        EDSCR.RW = '1111';
    else
        EDSCR.EL = PSTATE.EL;
        EDSCR.NS = '0';
        EDSCR.RW = '1111';
    return;
```

shared/debug/haltingevents/CheckExceptionCatch

```
// CheckExceptionCatch()
// =====
// Check whether an Exception Catch debug event is set on the current Exception level

CheckExceptionCatch(boolean exception_entry)
    // Called after an exception entry or exit, that is, such that the Security state
    // and PSTATE.EL are correct for the exception target. When FEAT_Debugv8p2
    // is not implemented, this function might also be called at any time.
    ss = SecurityStateAtEL(PSTATE.EL);
    base = if ss == SS_Secure then 0 else 4;
    if HaltingAllowed() then
        boolean halt;
        if HaveExtendedECDebugEvents() then
            exception_exit = !exception_entry;
            increment = 8;
            ctrl = EDECCR<UInt>(PSTATE.EL) + base + increment>;EDECCR<UInt>(PSTATE.EL) + base>;
            case ctrl of
                when '00' halt = FALSE;
                when '01' halt = TRUE;
                when '10' halt = (exception_exit == TRUE);
                when '11' halt = (exception_entry == TRUE);
            else
                halt = (EDECCR<UInt>(PSTATE.EL) + base> == '1');

        if halt then
            Halt(DebugHalt_ExceptionCatch);
```

shared/debug/haltingevents/CheckHaltingStep

```
// CheckHaltingStep()
// =====
// Check whether EDESR.SS has been set by Halting Step

CheckHaltingStep(boolean is_async)
    if HaltingAllowed() && EDESR.SS == '1' then
        // The STATUS code depends on how we arrived at the state where EDESR.SS == 1.
        if HaltingStep_DidNotStep() then
            Halt(DebugHalt_Step_NoSyndrome, is_async);
        elseif HaltingStep_SteppedEX() then
            Halt(DebugHalt_Step_Exclusive, is_async);
        else
            Halt(DebugHalt_Step_Normal, is_async);
```

shared/debug/haltingevents/CheckOSUnlockCatch

```
// CheckOSUnlockCatch()
// =====
// Called on unlocking the OS Lock to pend an OS Unlock Catch debug event

CheckOSUnlockCatch()
  if HaveDoPD() && CTIDEVCTL.OSUCE == '1' then
    if !Halted() then EDES.R.OSUC = '1';
```

shared/debug/haltingevents/CheckPendingOSUnlockCatch

```
// CheckPendingOSUnlockCatch()
// =====
// Check whether EDES.R.OSUC has been set by an OS Unlock Catch debug event

CheckPendingOSUnlockCatch()
  if HaltingAllowed() && EDES.R.OSUC == '1' then
    boolean is_async = TRUE;
    Halt(DebugHalt_OSUnlockCatch, is_async);
```

shared/debug/haltingevents/CheckPendingResetCatch

```
// CheckPendingResetCatch()
// =====
// Check whether EDES.RC has been set by a Reset Catch debug event

CheckPendingResetCatch()
  if HaltingAllowed() && EDES.RC == '1' then
    boolean is_async = TRUE;
    Halt(DebugHalt_ResetCatch, is_async);
```

shared/debug/haltingevents/CheckResetCatch

```
// CheckResetCatch()
// =====
// Called after reset

CheckResetCatch()
  if (HaveDoPD() && CTIDEVCTL.RCE == '1') then
    EDES.RC = '1';
    // If halting is allowed then halt immediately
    if HaltingAllowed() then Halt(DebugHalt_ResetCatch);
```

shared/debug/haltingevents/CheckSoftwareAccessToDebugRegisters

```
// CheckSoftwareAccessToDebugRegisters()
// =====
// Check for access to Breakpoint and Watchpoint registers.

CheckSoftwareAccessToDebugRegisters()
  os_lock = (if ELUsingAArch32(EL1) then DBGOSLSR.OSLK else OLSR_EL1.OSLK);
  if HaltingAllowed() && EDSCR.TDA == '1' && os_lock == '0' then
    Halt(DebugHalt_SoftwareAccess);
```

shared/debug/haltingevents/ExternalDebugRequest

```
// ExternalDebugRequest()
// =====

ExternalDebugRequest()
  if HaltingAllowed() then
    boolean is_async = TRUE;
    Halt(DebugHalt_EDBGRQ, is_async);
  // Otherwise the CTI continues to assert the debug request until it is taken.
```

shared/debug/haltingevents/HaltingStep_DidNotStep

```
// Returns TRUE if the previously executed instruction was executed in the inactive state, that is,
// if it was not itself stepped.
boolean HaltingStep_DidNotStep();
```

shared/debug/haltingevents/HaltingStep_SteppedEX

```
// Returns TRUE if the previously executed instruction was a Load-Exclusive class instruction
// executed in the active-not-pending state.
boolean HaltingStep_SteppedEX();
```

shared/debug/haltingevents/RunHaltingStep

```
// RunHaltingStep()
// =====

RunHaltingStep(boolean exception_generated, bits(2) exception_target, boolean syscall,
               boolean reset)
  // "exception_generated" is TRUE if the previous instruction generated a synchronous exception
  // or was cancelled by an asynchronous exception.
  //
  // if "exception_generated" is TRUE then "exception_target" is the target of the exception, and
  // "syscall" is TRUE if the exception is a synchronous exception where the preferred return
  // address is the instruction following that which generated the exception.
  //
  // "reset" is TRUE if exiting reset state into the highest EL.

  if reset then assert !Halted(); // Cannot come out of reset halted
  active = EDECR.SS == '1' && !Halted();

  if active && reset then // Coming out of reset with EDECR.SS set
    EDESR.SS = '1';
  elseif active && HaltingAllowed() then
    boolean advance;
    if exception_generated && exception_target == EL3 then
      advance = syscall || ExternalSecureInvasiveDebugEnabled();
    else
      advance = TRUE;
    if advance then EDESR.SS = '1';

  return;
```

shared/debug/interrupts/ExternalDebugInterruptsDisabled

```
// ExternalDebugInterruptsDisabled()
// =====
// Determine whether EDSCR disables interrupts routed to 'target'.

boolean ExternalDebugInterruptsDisabled(bits(2) target)
```

```

boolean int_dis;
SecurityState ss = SecurityStateAtEL(target);
if Havev8p4Debug() then
    if EDSCR.INTdis[0] == '1' then
        case ss of
            when SS_NonSecure int_dis = ExternalInvasiveDebugEnabled();
            when SS_Secure int_dis = ExternalSecureInvasiveDebugEnabled();
        else
            int_dis = FALSE;
    else
        case target of
            when EL3
                int_dis = (EDSCR.INTdis == '11' && ExternalSecureInvasiveDebugEnabled());
            when EL2
                int_dis = (EDSCR.INTdis IN {'1x'} && ExternalInvasiveDebugEnabled());
            when EL1
                if ss == SS_Secure then
                    int_dis = (EDSCR.INTdis IN {'1x'} && ExternalSecureInvasiveDebugEnabled());
                else
                    int_dis = (EDSCR.INTdis != '00' && ExternalInvasiveDebugEnabled());
        return int_dis;
  
```

shared/debug/pmu/GetNumEventCounters

```

// GetNumEventCounters()
// =====
// Returns the number of event counters implemented. This is indicated to software at the
// highest Exception level by PMCR.N in AArch32 state, and PMCR_EL0.N in AArch64 state.

integer GetNumEventCounters()
    return integer IMPLEMENTATION_DEFINED "Number of event counters";
  
```

shared/debug/pmu/HasElapsed64Cycles

```

// Returns TRUE if 64 cycles have elapsed between the last count, and FALSE otherwise.
boolean HasElapsed64Cycles();
  
```

shared/debug/pmu/PMUCounterMask

```

constant integer CYCLE_COUNTER_ID = 31;

// PMUCounterMask()
// =====
// Return bitmask of accessible PMU counters.

bits(32) PMUCounterMask()
    integer n;
    if UsingAArch32() then
        n = AArch32.GetNumEventCountersAccessible();
    else
        n = AArch64.GetNumEventCountersAccessible();
    return '1' : ZeroExtend(Ones(n), 31);
  
```

shared/debug/pmu/PMUEvent

```

// PMUEvent()
// =====
// Generate a PMU event. By default, increment by 1.

PMUEvent(bits(16) event)
    PMUEvent(event, 1);
  
```

```

// PMUEvent()
// =====
// Accumulate a PMU Event.

PMUEvent(bits(16) event, integer increment)
    integer counters = GetNumEventCounters();
    if counters != 0 then
        for idx = 0 to counters - 1
            PMUEvent(event, increment, idx);

// PMUEvent()
// =====
// Accumulate a PMU Event for a specific event counter.

PMUEvent(bits(16) event, integer increment, integer idx)
    if !HavePMUv3() then
        return;

    if UsingAArch32() then
        if PMEVTYPER[idx].evtCount == event then
            PMUEventAccumulator[idx] = PMUEventAccumulator[idx] + increment;
    else
        if PMEVTYPER_EL0[idx].evtCount == event then
            PMUEventAccumulator[idx] = PMUEventAccumulator[idx] + increment;
  
```

shared/debug/pmu/integer

```
array integer PMUEventAccumulator[0..30]; // Accumulates PMU events for a cycle
```

shared/debug/samplebasedprofiling/CreatePCSample

```

// CreatePCSample()
// =====

CreatePCSample()
    // In a simple sequential execution of the program, CreatePCSample is executed each time the PE
    // executes an instruction that can be sampled. An implementation is not constrained such that
    // reads of EDPCSRlo return the current values of PC, etc.

    pc_sample.valid = ExternalNoninvasiveDebugAllowed() && !Halted();
    pc_sample.pc = ThisInstrAddr();
    pc_sample.el = PSTATE.EL;
    pc_sample.rw = if UsingAArch32() then '0' else '1';
    pc_sample.ss = CurrentSecurityState();
    pc_sample.contextidr = if ELUsingAArch32(EL1) then CONTEXTIDR else CONTEXTIDR_EL1<31:0>;
    pc_sample.has_e12 = PSTATE.EL != EL3 && EL2Enabled();

    if pc_sample.has_e12 then
        if !Have16bitVMID() || VTCR_EL2.VS == '0' then
            pc_sample.vmid = ZeroExtend(VSCTLR_EL2.VMID<7:0>, 16);
        else
            pc_sample.vmid = VSCTLR_EL2.VMID;

        pc_sample.contextidr_e12 = CONTEXTIDR_EL2<31:0>;
        pc_sample.e10h = FALSE;
    return;
  
```

shared/debug/samplebasedprofiling/PCSample

```

type PCSample is (
    boolean valid,
    bits(64) pc,
  
```

```

    bits(2) e1,
    bit rw,
    SecurityState ss,
    boolean has_e12,
    bits(32) contextidr,
    bits(32) contextidr_e12,
    boolean e10h,
    bits(16) vmid
  )
  PCSample pc_sample;

```

shared/debug/samplebasedprofiling/PMPCSR

```

// PMPCSR[] (read)
// =====

bits(32) PMPCSR[boolean memory_mapped]
  if EDPRSR<6:5,0> != '001' then // Check DLK, OSLK and PU bits
    IMPLEMENTATION_DEFINED "generate error response";
    return bits(32) UNKNOWN;

// The Software lock is OPTIONAL.
update = !memory_mapped || PMLSR.SLK == '0'; // Software locked: no side-effects

bits(32) sample;
if pc_sample.valid then
  sample = pc_sample.pc<31:0>;
  if update then
    PMPCSR<55:32> = (if pc_sample.rw == '0' then Zeros(24) else pc_sample.pc<55:32>);
    PMPCSR.EL = pc_sample.e1;
    PMPCSR.NS = (if pc_sample.ss == SS_Secure then '0' else '1');

    PMCID1SR = pc_sample.contextidr;
    PMCID2SR = if pc_sample.has_e12 then pc_sample.contextidr_e12 else bits(32) UNKNOWN;

    PMVIDSR.VMID = (if pc_sample.has_e12 && pc_sample.e1 IN {EL1,EL0} && !pc_sample.e10h
      then pc_sample.vmid else bits(16) UNKNOWN);
else
  sample = Ones(32);
  if update then
    PMPCSR<55:32> = bits(24) UNKNOWN;
    PMPCSR.EL = bits(2) UNKNOWN;
    PMPCSR.NS = bit UNKNOWN;

    PMCID1SR = bits(32) UNKNOWN;
    PMCID2SR = bits(32) UNKNOWN;

    PMVIDSR.VMID = bits(16) UNKNOWN;

return sample;

```

shared/debug/softwarestep/CheckSoftwareStep

```

// CheckSoftwareStep()
// =====
// Take a Software Step exception if in the active-pending state

CheckSoftwareStep()

// Other self-hosted debug functions will call AArch32.GenerateDebugExceptions() if called from
// AArch32 state. However, because Software Step is only active when the debug target Exception
// level is using AArch64, CheckSoftwareStep only calls AArch64.GenerateDebugExceptions().
step_enabled = !ELUsingAArch32(DebugTarget()) && AArch64.GenerateDebugExceptions() && MDSCR_EL1.SS

```

```
== '1';  
    if step_enabled && PSTATE.SS == '0' then  
        AArch64.SoftwareStepException();
```

shared/debug/softwarestep/DebugExceptionReturnSS

```
// DebugExceptionReturnSS()  
// =====  
// Returns value to write to PSTATE.SS on an exception return or Debug state exit.  
  
bit DebugExceptionReturnSS(bits(N) spsr)  
    if UsingAArch32() then  
        assert N == 32;  
    else  
        assert N == 64;  
  
    assert Halted() || Restarting() || PSTATE.EL != EL0;  
  
    boolean enabled_at_source;  
    if Restarting() then  
        enabled_at_source = FALSE;  
    elseif UsingAArch32() then  
        enabled_at_source = AArch32.GenerateDebugExceptions();  
    else  
        enabled_at_source = AArch64.GenerateDebugExceptions();  
  
    boolean valid;  
    bits(2) dest_el;  
    if IllegalExceptionReturn(spsr) then  
        dest_el = PSTATE.EL;  
    else  
        (valid, dest_el) = ELFromSPSR(spsr); assert valid;  
  
    dest_ss = SecurityStateAtEL(dest_el);  
    bit mask;  
    boolean enabled_at_dest;  
    dest_using_32 = (if dest_el == EL0 then spsr<4> == '1' else ELUsingAArch32(dest_el));  
    if dest_using_32 then  
        enabled_at_dest = AArch32.GenerateDebugExceptionsFrom(dest_el, dest_ss);  
    else  
        mask = spsr<9>;  
        enabled_at_dest = AArch64.GenerateDebugExceptionsFrom(dest_el, dest_ss, mask);  
  
    ELd = DebugTargetFrom(dest_ss);  
    bit SS_bit;  
    if !ELUsingAArch32(ELd) && MDSCR_EL1.SS == '1' && !enabled_at_source && enabled_at_dest then  
        SS_bit = spsr<21>;  
    else  
        SS_bit = '0';  
  
    return SS_bit;
```

shared/debug/softwarestep/SSAdvance

```
// SSAdvance()  
// =====  
// Advance the Software Step state machine.  
  
SSAdvance()  
  
// A simpler implementation of this function just clears PSTATE.SS to zero regardless of the  
// current Software Step state machine. However, this check is made to illustrate that the  
// processor only needs to consider advancing the state machine from the active-not-pending  
// state.
```



```

target = DebugTarget();
step_enabled = !ELUsingAArch32(target) && MDCR_EL1.SS == '1';
active_not_pending = step_enabled && PSTATE.SS == '1';

if active_not_pending then PSTATE.SS = '0';

return;

```

shared/debug/softwarestep/SoftwareStep_DidNotStep

```

// Returns TRUE if the previously executed instruction was executed in the
// inactive state, that is, if it was not itself stepped.
// Might return TRUE or FALSE if the previously executed instruction was an ISB
// or ERET executed in the active-not-pending state, or if another exception
// was taken before the Software Step exception. Returns FALSE otherwise,
// indicating that the previously executed instruction was executed in the
// active-not-pending state, that is, the instruction was stepped.
boolean SoftwareStep_DidNotStep();

```

shared/debug/softwarestep/SoftwareStep_SteppedEX

```

// Returns a value that describes the previously executed instruction. The
// result is valid only if SoftwareStep_DidNotStep() returns FALSE.
// Returns TRUE if the instruction was a Load-Exclusive class instruction,
// and FALSE if the instruction was not a Load-Exclusive class instruction.
boolean SoftwareStep_SteppedEX();

```

11.2.2 shared/exceptions

This section includes the following pseudocode functions:

- [shared/exceptions/exceptions/ConditionSyndrome](#).
- [shared/exceptions/exceptions/Exception](#) on page 11-450.
- [shared/exceptions/exceptions/ExceptionRecord](#) on page 11-450.
- [shared/exceptions/exceptions/ExceptionSyndrome](#) on page 11-451.

shared/exceptions/exceptions/ConditionSyndrome

```

// ConditionSyndrome()
// =====
// Return CV and COND fields of instruction syndrome

bits(5) ConditionSyndrome()

bits(5) syndrome;

if UsingAArch32() then
  cond = AArch32.CurrentCond();
  if PSTATE.T == '0' then // A32
    syndrome<4> = '1';
    // A conditional A32 instruction that is known to pass its condition code check
    // can be presented either with COND set to 0xE, the value for unconditional, or
    // the COND value held in the instruction.
    if ConditionHolds(cond) && ConstrainUnpredictableBool() then
      syndrome<3:0> = '1110';
    else
      syndrome<3:0> = cond;
  else // T32
    // When a T32 instruction is trapped, it is IMPLEMENTATION DEFINED whether:
    // * CV set to 0 and COND is set to an UNKNOWN value
    // * CV set to 1 and COND is set to the condition code for the condition that

```

```

// applied to the instruction.
if boolean IMPLEMENTATION_DEFINED "Condition valid for trapped T32" then
    syndrome<4> = '1';
    syndrome<3:0> = cond;
else
    syndrome<4> = '0';
    syndrome<3:0> = bits(4) UNKNOWN;
else
    syndrome<4> = '1';
    syndrome<3:0> = '1110';

return syndrome;

```

shared/exceptions/exceptions/Exception

```

enumeration Exception {Exception_Uncategorized, // Uncategorized or unknown reason
                       Exception_WFxTrap,      // Trapped WFI or WFE instruction
                       Exception_CP15SRTTrap,   // Trapped AArch32 MCR or MRC access,
coproc=0b1111
                       Exception_CP15RRTTrap,   // Trapped AArch32 MCRR or MRRC access,
coproc=0b1111
                       Exception_CP14RTTrap,    // Trapped AArch32 MCR or MRC access,
coproc=0b1110
                       Exception_CP14DTTrap,    // Trapped AArch32 LDC or STC access,
coproc=0b1110
                       Exception_CP14RRTTrap,   // Trapped AArch32 MRRC access, coproc=0b1110
                       Exception_AdvSIMDFPAccessTrap, // HCPTR-trapped access to SIMD or FP
                       Exception_FPIDTrap,      // Trapped access to SIMD or FP ID register
                       Exception_LDST64BTrap,   // Trapped access to ST64B and LD64B
                       // Trapped BXJ instruction not supported in Armv8
                       Exception_PACTrap,       // Trapped invalid PAC use
                       Exception_IllegalState,  // Illegal Execution state
                       Exception_SupervisorCall, // Supervisor Call
                       Exception_HypervisorCall, // Hypervisor Call
                       Exception_MonitorCall,   // Monitor Call or Trapped SMC instruction
                       Exception_SystemRegisterTrap, // Trapped MRS or MSR system register access
                       Exception_InstructionAbort, // Instruction Abort or Prefetch Abort
                       Exception_PCAlignment,   // PC alignment fault
                       Exception_DataAbort,     // Data Abort
                       Exception_PACFail,       // PAC Authentication failure
                       Exception_SPAAlignment,  // SP alignment fault
                       Exception_FPTrappedException, // IEEE trapped FP exception
                       Exception_SError,        // SError interrupt
                       Exception_Breakpoint,    // (Hardware) Breakpoint
                       Exception_SoftwareStep,  // Software Step
                       Exception_Watchpoint,    // Watchpoint
                       Exception_SoftwareBreakpoint, // Software Breakpoint Instruction
                       Exception_VectorCatch,   // AArch32 Vector Catch
                       Exception_IRQ,          // IRQ interrupt
                       Exception_FIQ};         // FIQ interrupt

```

shared/exceptions/exceptions/ExceptionRecord

```

type ExceptionRecord is (
    Exception exceptype, // Exception class
    bits(25) syndrome, // Syndrome record
    bits(64) vaddress, // Virtual fault address
    boolean ipavalid, // Validity of Intermediate Physical fault address
    bit NS, // Intermediate Physical fault address space
    bits(52) ipaddress, // Intermediate Physical fault address
    boolean trappedsyscallinst) // Trapped SVC or SMC instruction

```

shared/exceptions/exceptions/ExceptionSyndrome

```
// ExceptionSyndrome()
// =====
// Return a blank exception syndrome record for an exception of the given type.

ExceptionRecord ExceptionSyndrome(Exception exceptype)

    ExceptionRecord r;

    r.exceptype = exceptype;

    // Initialize all other fields
    r.syndrome = Zeros();
    r.vaddress = Zeros();
    r.ipavalid = FALSE;
    r.NS = '0';
    r.ipaddress = Zeros();
    r.trappedsyscallinst = FALSE;
    return r;
```

11.2.3 shared/functions

This section includes the following pseudocode functions:

- [shared/functions/aborts/EncodeLDFSC](#) on page I1-458.
- [shared/functions/aborts/IPAValid](#) on page I1-459.
- [shared/functions/aborts/IsAsyncAbort](#) on page I1-459.
- [shared/functions/aborts/IsDebugException](#) on page I1-459.
- [shared/functions/aborts/IsExternalAbort](#) on page I1-460.
- [shared/functions/aborts/IsExternalSyncAbort](#) on page I1-460.
- [shared/functions/aborts/IsFault](#) on page I1-460.
- [shared/functions/aborts/IsSErrorInterrupt](#) on page I1-461.
- [shared/functions/aborts/IsSecondStage](#) on page I1-461.
- [shared/functions/aborts/LSInstructionSyndrome](#) on page I1-461.
- [shared/functions/cache/CACHE_OP](#) on page I1-461.
- [shared/functions/cache/CPASAtPAS](#) on page I1-461.
- [shared/functions/cache/CPASAtSecurityState](#) on page I1-462.
- [shared/functions/cache/CacheOp](#) on page I1-462.
- [shared/functions/cache/CacheOpScope](#) on page I1-462.
- [shared/functions/cache/CachePASpace](#) on page I1-462.
- [shared/functions/cache/CacheRecord](#) on page I1-462.
- [shared/functions/cache/CacheType](#) on page I1-463.
- [shared/functions/cache/DCInstNeedsTranslation](#) on page I1-463.
- [shared/functions/cache/DecodeSW](#) on page I1-463.
- [shared/functions/cache/GetCacheInfo](#) on page I1-463.
- [shared/functions/cache/ICInstNeedsTranslation](#) on page I1-464.
- [shared/functions/common/ASR](#) on page I1-464.
- [shared/functions/common/ASR_C](#) on page I1-464.
- [shared/functions/common/Abs](#) on page I1-464.
- [shared/functions/common/Align](#) on page I1-464.
- [shared/functions/common/BitCount](#) on page I1-465.
- [shared/functions/common/CountLeadingSignBits](#) on page I1-465.
- [shared/functions/common/CountLeadingZeroBits](#) on page I1-465.
- [shared/functions/common/Elem](#) on page I1-465.
- [shared/functions/common/Extend](#) on page I1-466.

- [shared/functions/common/HighestSetBit](#) on page I1-466.
- [shared/functions/common/Int](#) on page I1-466.
- [shared/functions/common/IsOnes](#) on page I1-466.
- [shared/functions/common/IsZero](#) on page I1-466.
- [shared/functions/common/IsZeroBit](#) on page I1-466.
- [shared/functions/common/LSL](#) on page I1-467.
- [shared/functions/common/LSL_C](#) on page I1-467.
- [shared/functions/common/LSR](#) on page I1-467.
- [shared/functions/common/LSR_C](#) on page I1-467.
- [shared/functions/common/LowestSetBit](#) on page I1-467.
- [shared/functions/common/Max](#) on page I1-468.
- [shared/functions/common/Min](#) on page I1-468.
- [shared/functions/common/Ones](#) on page I1-468.
- [shared/functions/common/ROR](#) on page I1-468.
- [shared/functions/common/ROR_C](#) on page I1-469.
- [shared/functions/common/Replicate](#) on page I1-469.
- [shared/functions/common/RoundDown](#) on page I1-469.
- [shared/functions/common/RoundTowardsZero](#) on page I1-469.
- [shared/functions/common/RoundUp](#) on page I1-469.
- [shared/functions/common/SInt](#) on page I1-469.
- [shared/functions/common/SignExtend](#) on page I1-469.
- [shared/functions/common/Split64to32](#) on page I1-470.
- [shared/functions/common/UInt](#) on page I1-470.
- [shared/functions/common/ZeroExtend](#) on page I1-470.
- [shared/functions/common/Zeros](#) on page I1-470.
- [shared/functions/counters/AArch32.CheckTimerConditions](#) on page I1-471.
- [shared/functions/counters/AArch64.CheckTimerConditions](#) on page I1-471.
- [shared/functions/counters/GenericCounterTick](#) on page I1-472.
- [shared/functions/counters/IsTimerConditionMet](#) on page I1-472.
- [shared/functions/counters/PhysicalCount](#) on page I1-472.
- [shared/functions/counters/SetEventRegister](#) on page I1-472.
- [shared/functions/counters/TestEventCNTP](#) on page I1-473.
- [shared/functions/counters/TestEventCNTV](#) on page I1-473.
- [shared/functions/crc/BitReverse](#) on page I1-473.
- [shared/functions/crc/HaveCRCExt](#) on page I1-473.
- [shared/functions/crc/Poly32Mod2](#) on page I1-474.
- [shared/functions/crypto/AESInvMixColumns](#) on page I1-474.
- [shared/functions/crypto/AESInvShiftRows](#) on page I1-474.
- [shared/functions/crypto/AESInvSubBytes](#) on page I1-475.
- [shared/functions/crypto/AESMixColumns](#) on page I1-475.
- [shared/functions/crypto/AESShiftRows](#) on page I1-476.
- [shared/functions/crypto/AESSubBytes](#) on page I1-476.
- [shared/functions/crypto/FFmul02](#) on page I1-476.
- [shared/functions/crypto/FFmul03](#) on page I1-477.
- [shared/functions/crypto/FFmul09](#) on page I1-477.
- [shared/functions/crypto/FFmul0B](#) on page I1-478.
- [shared/functions/crypto/FFmul0D](#) on page I1-478.
- [shared/functions/crypto/FFmul0E](#) on page I1-479.
- [shared/functions/crypto/HaveAESExt](#) on page I1-479.
- [shared/functions/crypto/HaveBit128PMULLExt](#) on page I1-479.

- *shared/functions/crypto/HaveSHA1Ext* on page I1-479.
- *shared/functions/crypto/HaveSHA256Ext* on page I1-480.
- *shared/functions/crypto/HaveSHA3Ext* on page I1-480.
- *shared/functions/crypto/HaveSHA512Ext* on page I1-480.
- *shared/functions/crypto/HaveSM3Ext* on page I1-480.
- *shared/functions/crypto/HaveSM4Ext* on page I1-480.
- *shared/functions/crypto/ROL* on page I1-481.
- *shared/functions/crypto/SHA256hash* on page I1-481.
- *shared/functions/crypto/SHAchoose* on page I1-481.
- *shared/functions/crypto/SHAhashSIGMA0* on page I1-481.
- *shared/functions/crypto/SHAhashSIGMA1* on page I1-481.
- *shared/functions/crypto/SHAmajority* on page I1-481.
- *shared/functions/crypto/SHAparity* on page I1-482.
- *shared/functions/crypto/Sbox* on page I1-482.
- *shared/functions/exclusive/ClearExclusiveByAddress* on page I1-482.
- *shared/functions/exclusive/ClearExclusiveLocal* on page I1-482.
- *shared/functions/exclusive/ClearExclusiveMonitors* on page I1-482.
- *shared/functions/exclusive/ExclusiveMonitorsStatus* on page I1-482.
- *shared/functions/exclusive/IsExclusiveGlobal* on page I1-483.
- *shared/functions/exclusive/IsExclusiveLocal* on page I1-483.
- *shared/functions/exclusive/MarkExclusiveGlobal* on page I1-483.
- *shared/functions/exclusive/MarkExclusiveLocal* on page I1-483.
- *shared/functions/exclusive/ProcessorID* on page I1-483.
- *shared/functions/extension/AArch64.HaveHPDExt* on page I1-483.
- *shared/functions/extension/ArchHasVMSAExtension* on page I1-483.
- *shared/functions/extension/Have16bitVMID* on page I1-483.
- *shared/functions/extension/Have52BitPAExt* on page I1-484.
- *shared/functions/extension/Have52BitVAExt* on page I1-484.
- *shared/functions/extension/HaveAccessFlagUpdateExt* on page I1-484.
- *shared/functions/extension/HaveAtomicExt* on page I1-484.
- *shared/functions/extension/HaveBlockBBM* on page I1-484.
- *shared/functions/extension/HaveCommonNotPrivateTransExt* on page I1-484.
- *shared/functions/extension/HaveDGHEExt* on page I1-485.
- *shared/functions/extension/HaveDITExt* on page I1-485.
- *shared/functions/extension/HaveDOTPEExt* on page I1-485.
- *shared/functions/extension/HaveDirtyBitModifierExt* on page I1-485.
- *shared/functions/extension/HaveDoPD* on page I1-485.
- *shared/functions/extension/HaveDoubleLock* on page I1-485.
- *shared/functions/extension/HaveE0PDEExt* on page I1-486.
- *shared/functions/extension/HaveEL1VMSAExt* on page I1-486.
- *shared/functions/extension/HaveExtendedCacheSets* on page I1-486.
- *shared/functions/extension/HaveExtendedECDebugEvents* on page I1-486.
- *shared/functions/extension/HaveExtendedExecuteNeverExt* on page I1-486.
- *shared/functions/extension/HaveFCADDEExt* on page I1-486.
- *shared/functions/extension/HaveFJCVTZSEExt* on page I1-487.
- *shared/functions/extension/HaveFP16MulNoRoundingToFP32Ext* on page I1-487.
- *shared/functions/extension/HaveFlagManipulateExt* on page I1-487.
- *shared/functions/extension/HaveHPMDEExt* on page I1-487.
- *shared/functions/extension/HaveIDSEExt* on page I1-487.
- *shared/functions/extension/HaveIESB* on page I1-487.

- *shared/functions/extension/HaveLSE2Ext* on page I1-488.
- *shared/functions/extension/HaveNoSecurePMUDisableOverride* on page I1-488.
- *shared/functions/extension/HaveNoninvasiveDebugAuth* on page I1-488.
- *shared/functions/extension/HavePANExt* on page I1-488.
- *shared/functions/extension/HavePMUv3* on page I1-488.
- *shared/functions/extension/HavePMUv3p1* on page I1-488.
- *shared/functions/extension/HavePageBasedHardwareAttributes* on page I1-488.
- *shared/functions/extension/HavePrivAExt* on page I1-489.
- *shared/functions/extension/HaveQRDMLAExt* on page I1-489.
- *shared/functions/extension/HaveRASExt* on page I1-489.
- *shared/functions/extension/HaveSBExt* on page I1-489.
- *shared/functions/extension/HaveSSBSExt* on page I1-489.
- *shared/functions/extension/HaveSecureEL2Ext* on page I1-489.
- *shared/functions/extension/HaveSecureExtDebugView* on page I1-490.
- *shared/functions/extension/HaveSelfHostedTrace* on page I1-490.
- *shared/functions/extension/HaveSmallTranslationTblExt* on page I1-490.
- *shared/functions/extension/HaveSoftwareLock* on page I1-490.
- *shared/functions/extension/HaveStage2MemAttrControl* on page I1-490.
- *shared/functions/extension/HaveTraceExt* on page I1-491.
- *shared/functions/extension/HaveUAOExt* on page I1-491.
- *shared/functions/extension/HaveV82Debug* on page I1-491.
- *shared/functions/extension/Havev8p4Debug* on page I1-491.
- *shared/functions/extension/InsertIESBBeforeException* on page I1-491.
- *shared/functions/externalaborts/HandleExternalAbort* on page I1-491.
- *shared/functions/externalaborts/HandleExternalReadAbort* on page I1-492.
- *shared/functions/externalaborts/HandleExternalTTWAbort* on page I1-492.
- *shared/functions/externalaborts/HandleExternalWriteAbort* on page I1-493.
- *shared/functions/externalaborts/IsExternalAbortTakenSynchronously* on page I1-493.
- *shared/functions/externalaborts/PEErrorState* on page I1-493.
- *shared/functions/externalaborts/PendSErrorInterrupt* on page I1-494.
- *shared/functions/float/fixedtofp/FixedToFP* on page I1-494.
- *shared/functions/float/fpabs/FPAbs* on page I1-494.
- *shared/functions/float/fpadd/FPAdd* on page I1-494.
- *shared/functions/float/fpcompare/FPCompare* on page I1-495.
- *shared/functions/float/fpcompareeq/FPCompareEQ* on page I1-495.
- *shared/functions/float/fpcomparege/FPCompareGE* on page I1-496.
- *shared/functions/float/fpcomparegt/FPCompareGT* on page I1-496.
- *shared/functions/float/fpconvert/FPConvert* on page I1-496.
- *shared/functions/float/fpconvertnan/FPConvertNaN* on page I1-497.
- *shared/functions/float/fpcrtype/FP CRTType* on page I1-498.
- *shared/functions/float/fpdecoderm/FPDecodeRM* on page I1-498.
- *shared/functions/float/fpdecoderounding/FPDecodeRounding* on page I1-498.
- *shared/functions/float/fpdefaultnan/FPDefaultNaN* on page I1-498.
- *shared/functions/float/fpdiv/FPDiv* on page I1-498.
- *shared/functions/float/fpexc/FPExc* on page I1-499.
- *shared/functions/float/fpinfinity/FPInfinity* on page I1-499.
- *shared/functions/float/fpmax/FPMax* on page I1-499.
- *shared/functions/float/fpmaxnormal/FPMaxNormal* on page I1-500.
- *shared/functions/float/fpmaxnum/FPMaxNum* on page I1-500.
- *shared/functions/float/fpmerge/IsMerging* on page I1-500.

- [shared/functions/float/fpmin/FPMin](#) on page I1-501.
- [shared/functions/float/fpminnum/FPMinNum](#) on page I1-501.
- [shared/functions/float/fpmul/FPMul](#) on page I1-501.
- [shared/functions/float/fpmuladd/FPMulAdd](#) on page I1-502.
- [shared/functions/float/fpmuladdh/FPMulAddH](#) on page I1-503.
- [shared/functions/float/fpmuladdh/FPPProcessNaNs3H](#) on page I1-504.
- [shared/functions/float/fpmulx/FPMulX](#) on page I1-504.
- [shared/functions/float/fpneg/FPNeg](#) on page I1-505.
- [shared/functions/float/fponepointfive/FPOnePointFive](#) on page I1-505.
- [shared/functions/float/fpprocessexception/FPPProcessException](#) on page I1-505.
- [shared/functions/float/fpprocessnan/FPPProcessNaN](#) on page I1-506.
- [shared/functions/float/fpprocessnans/FPPProcessNaNs](#) on page I1-506.
- [shared/functions/float/fpprocessnans3/FPPProcessNaNs3](#) on page I1-507.
- [shared/functions/float/fpprecipestimate/FPRecipEstimate](#) on page I1-507.
- [shared/functions/float/fpprecipestimate/RecipEstimate](#) on page I1-509.
- [shared/functions/float/fpprecpx/FPRecpX](#) on page I1-509.
- [shared/functions/float/fpround/FPRound](#) on page I1-510.
- [shared/functions/float/fpround/FPRoundBase](#) on page I1-510.
- [shared/functions/float/fpround/FPRoundCV](#) on page I1-512.
- [shared/functions/float/fprounding/FPRounding](#) on page I1-512.
- [shared/functions/float/fproundingmode/FPRoundingMode](#) on page I1-512.
- [shared/functions/float/fproundint/FPRoundInt](#) on page I1-512.
- [shared/functions/float/fproundintn/FPRoundIntN](#) on page I1-513.
- [shared/functions/float/fprsqtestimate/FPRSqrtEstimate](#) on page I1-514.
- [shared/functions/float/fprsqtestimate/RecipSqrtEstimate](#) on page I1-515.
- [shared/functions/float/fpsqrt/FPSqrt](#) on page I1-516.
- [shared/functions/float/fpsub/FPSub](#) on page I1-516.
- [shared/functions/float/fpthree/FPThree](#) on page I1-517.
- [shared/functions/float/fptofixed/FPToFixed](#) on page I1-517.
- [shared/functions/float/fptofixedjs/FPToFixedJS](#) on page I1-518.
- [shared/functions/float/fptwo/FPTwo](#) on page I1-519.
- [shared/functions/float/fptype/FPType](#) on page I1-519.
- [shared/functions/float/fpunpack/FPUnpack](#) on page I1-519.
- [shared/functions/float/fpunpack/FPUnpackBase](#) on page I1-519.
- [shared/functions/float/fpunpack/FPUnpackCV](#) on page I1-521.
- [shared/functions/float/fpzero/FPZero](#) on page I1-521.
- [shared/functions/float/vfpexpandimm/VFPEExpandImm](#) on page I1-521.
- [shared/functions/integer/AddWithCarry](#) on page I1-521.
- [shared/functions/interrupts/InterruptID](#) on page I1-522.
- [shared/functions/interrupts/SetInterruptRequestLevel](#) on page I1-522.
- [shared/functions/memory/AArch64.BranchAddr](#) on page I1-522.
- [shared/functions/memory/AccType](#) on page I1-522.
- [shared/functions/memory/AccessDescriptor](#) on page I1-523.
- [shared/functions/memory/AddrTop](#) on page I1-523.
- [shared/functions/memory/Allocation](#) on page I1-523.
- [shared/functions/memory/BigEndian](#) on page I1-523.
- [shared/functions/memory/BigEndianReverse](#) on page I1-524.
- [shared/functions/memory/Cacheability](#) on page I1-524.
- [shared/functions/memory/CreateAccessDescriptor](#) on page I1-524.
- [shared/functions/memory/DataMemoryBarrier](#) on page I1-524.

- [shared/functions/memory/DataSynchronizationBarrier](#) on page I1-524.
- [shared/functions/memory/DeviceType](#) on page I1-524.
- [shared/functions/memory/EffectiveTBI](#) on page I1-524.
- [shared/functions/memory/Fault](#) on page I1-525.
- [shared/functions/memory/FaultRecord](#) on page I1-525.
- [shared/functions/memory/FullAddress](#) on page I1-525.
- [shared/functions/memory/Hint_Prefetch](#) on page I1-525.
- [shared/functions/memory/IsDataAccess](#) on page I1-526.
- [shared/functions/memory/MBReqDomain](#) on page I1-526.
- [shared/functions/memory/MBReqTypes](#) on page I1-526.
- [shared/functions/memory/MPURecord](#) on page I1-526.
- [shared/functions/memory/MemAttrHints](#) on page I1-526.
- [shared/functions/memory/MemType](#) on page I1-526.
- [shared/functions/memory/MemoryAttributes](#) on page I1-526.
- [shared/functions/memory/PASpace](#) on page I1-527.
- [shared/functions/memory/Permissions](#) on page I1-527.
- [shared/functions/memory/PhysMemRead](#) on page I1-527.
- [shared/functions/memory/PhysMemRetStatus](#) on page I1-527.
- [shared/functions/memory/PhysMemWrite](#) on page I1-527.
- [shared/functions/memory/PrefetchHint](#) on page I1-527.
- [shared/functions/memory/Shareability](#) on page I1-528.
- [shared/functions/memory/SpeculativeStoreBypassBarrierToPA](#) on page I1-528.
- [shared/functions/memory/SpeculativeStoreBypassBarrierToVA](#) on page I1-528.
- [shared/functions/predictionrestrict/ASID](#) on page I1-528.
- [shared/functions/predictionrestrict/ExecutionCntxt](#) on page I1-528.
- [shared/functions/predictionrestrict/RESTRIC_PREDICTIONS](#) on page I1-528.
- [shared/functions/predictionrestrict/RestrictType](#) on page I1-528.
- [shared/functions/predictionrestrict/TargetSecurityState](#) on page I1-529.
- [shared/functions/registers/BranchTo](#) on page I1-529.
- [shared/functions/registers/BranchToAddr](#) on page I1-529.
- [shared/functions/registers/BranchType](#) on page I1-529.
- [shared/functions/registers/Hint_Branch](#) on page I1-530.
- [shared/functions/registers/NextInstrAddr](#) on page I1-530.
- [shared/functions/registers/ResetExternalDebugRegisters](#) on page I1-530.
- [shared/functions/registers/ThisInstrAddr](#) on page I1-530.
- [shared/functions/registers/_PC](#) on page I1-530.
- [shared/functions/registers/_R](#) on page I1-530.
- [shared/functions/registers/_V](#) on page I1-530.
- [shared/functions/sysregisters/SPSR](#) on page I1-530.
- [shared/functions/system/ArchVersion](#) on page I1-531.
- [shared/functions/system/ClearEventRegister](#) on page I1-531.
- [shared/functions/system/ClearPendingPhysicalSError](#) on page I1-532.
- [shared/functions/system/ClearPendingVirtualSError](#) on page I1-532.
- [shared/functions/system/ConditionHolds](#) on page I1-532.
- [shared/functions/system/ConsumptionOfSpeculativeDataBarrier](#) on page I1-532.
- [shared/functions/system/CurrentInstrSet](#) on page I1-532.
- [shared/functions/system/CurrentPL](#) on page I1-532.
- [shared/functions/system/CurrentSecurityState](#) on page I1-533.
- [shared/functions/system/EL0](#) on page I1-533.
- [shared/functions/system/EL2Enabled](#) on page I1-533.

- [shared/functions/system/EL3SDDTrapPriority](#) on page I1-533.
- [shared/functions/system/ELFromM32](#) on page I1-533.
- [shared/functions/system/ELFromSPSR](#) on page I1-534.
- [shared/functions/system/ELUsingAArch32](#) on page I1-534.
- [shared/functions/system/ELUsingAArch32K](#) on page I1-534.
- [shared/functions/system/EffectiveTGE](#) on page I1-535.
- [shared/functions/system/EndOfInstruction](#) on page I1-535.
- [shared/functions/system/EnterLowPowerState](#) on page I1-535.
- [shared/functions/system/EventRegister](#) on page I1-535.
- [shared/functions/system/ExceptionalOccurrenceTargetState](#) on page I1-535.
- [shared/functions/system/FIQPending](#) on page I1-535.
- [shared/functions/system/GetAccumulatedFPExceptions](#) on page I1-535.
- [shared/functions/system/GetPSRFromPSTATE](#) on page I1-535.
- [shared/functions/system/HasArchVersion](#) on page I1-536.
- [shared/functions/system/HaveAArch32](#) on page I1-536.
- [shared/functions/system/HaveAArch32EL](#) on page I1-536.
- [shared/functions/system/HaveAArch64](#) on page I1-537.
- [shared/functions/system/HaveEL](#) on page I1-537.
- [shared/functions/system/HaveELUsingSecurityState](#) on page I1-537.
- [shared/functions/system/HaveFPI6Ext](#) on page I1-537.
- [shared/functions/system/HighestEL](#) on page I1-538.
- [shared/functions/system/Hint_DGH](#) on page I1-538.
- [shared/functions/system/Hint_WFE](#) on page I1-538.
- [shared/functions/system/Hint_WFI](#) on page I1-538.
- [shared/functions/system/Hint_Yield](#) on page I1-539.
- [shared/functions/system/IRQPending](#) on page I1-539.
- [shared/functions/system/IllegalExceptionReturn](#) on page I1-539.
- [shared/functions/system/InstrSet](#) on page I1-540.
- [shared/functions/system/InstructionSynchronizationBarrier](#) on page I1-540.
- [shared/functions/system/InterruptPending](#) on page I1-540.
- [shared/functions/system/IsASEInstruction](#) on page I1-540.
- [shared/functions/system/IsCurrentSecurityState](#) on page I1-540.
- [shared/functions/system/IsEventRegisterSet](#) on page I1-540.
- [shared/functions/system/IsHighestEL](#) on page I1-540.
- [shared/functions/system/IsPhysicalSErrorPending](#) on page I1-541.
- [shared/functions/system/IsSErrorEdgeTriggered](#) on page I1-541.
- [shared/functions/system/IsSecure](#) on page I1-541.
- [shared/functions/system/IsSecureBelowEL3](#) on page I1-541.
- [shared/functions/system/IsSecureEL2Enabled](#) on page I1-542.
- [shared/functions/system/IsSynchronizablePhysicalSErrorPending](#) on page I1-542.
- [shared/functions/system/IsVirtualSErrorPending](#) on page I1-542.
- [shared/functions/system/Mode_Bits](#) on page I1-542.
- [shared/functions/system/NonSecureOnlyImplementation](#) on page I1-542.
- [shared/functions/system/PLOfEL](#) on page I1-542.
- [shared/functions/system/PSTATE](#) on page I1-542.
- [shared/functions/system/PhysicalCountInt](#) on page I1-543.
- [shared/functions/system/PrivilegeLevel](#) on page I1-543.
- [shared/functions/system/ProcState](#) on page I1-543.
- [shared/functions/system/RestoredITBits](#) on page I1-543.
- [shared/functions/system/SecureOnlyImplementation](#) on page I1-544.

- [shared/functions/system/SecurityState](#) on page I1-544.
- [shared/functions/system/SecurityStateAtEL](#) on page I1-544.
- [shared/functions/system/SendEvent](#) on page I1-544.
- [shared/functions/system/SendEventLocal](#) on page I1-544.
- [shared/functions/system/SetAccumulatedFPEExceptions](#) on page I1-544.
- [shared/functions/system/SetPSTATEFromPSR](#) on page I1-545.
- [shared/functions/system/ShouldAdvanceIT](#) on page I1-545.
- [shared/functions/system/ShouldAdvanceSS](#) on page I1-546.
- [shared/functions/system/SpeculationBarrier](#) on page I1-546.
- [shared/functions/system/SynchronizeContext](#) on page I1-546.
- [shared/functions/system/SynchronizeErrors](#) on page I1-546.
- [shared/functions/system/TakeUnmaskedPhysicalSErrorInterrupts](#) on page I1-546.
- [shared/functions/system/TakeUnmaskedSErrorInterrupts](#) on page I1-546.
- [shared/functions/system/ThisInstr](#) on page I1-546.
- [shared/functions/system/ThisInstrLength](#) on page I1-546.
- [shared/functions/system/Unreachable](#) on page I1-546.
- [shared/functions/system/UsingAArch32](#) on page I1-546.
- [shared/functions/system/VirtualFIQPending](#) on page I1-547.
- [shared/functions/system/VirtualIRQPending](#) on page I1-547.
- [shared/functions/system/WFxType](#) on page I1-547.
- [shared/functions/system/WaitForEvent](#) on page I1-547.
- [shared/functions/system/WaitForInterrupt](#) on page I1-547.
- [shared/functions/unpredictable/ConstrainUnpredictable](#) on page I1-547.
- [shared/functions/unpredictable/ConstrainUnpredictableBits](#) on page I1-549.
- [shared/functions/unpredictable/ConstrainUnpredictableBool](#) on page I1-550.
- [shared/functions/unpredictable/ConstrainUnpredictableInteger](#) on page I1-550.
- [shared/functions/unpredictable/Constraint](#) on page I1-550.
- [shared/functions/unpredictable/Unpredictable](#) on page I1-551.
- [shared/functions/vector/AdvSIMDExpandImm](#) on page I1-553.
- [shared/functions/vector/PolynomialMult](#) on page I1-553.
- [shared/functions/vector/SatQ](#) on page I1-553.
- [shared/functions/vector/SignedSatQ](#) on page I1-554.
- [shared/functions/vector/UnsignedRSqrtEstimate](#) on page I1-554.
- [shared/functions/vector/UnsignedRecipEstimate](#) on page I1-554.
- [shared/functions/vector/UnsignedSatQ](#) on page I1-555.

shared/functions/aborts/EncodeLDFSC

```
// EncodeLDFSC()
// =====
// Function that gives the Long-descriptor FSC code for types of Fault

bits(6) EncodeLDFSC(Fault statuscode, integer level)
  bits(6) result;

  case statuscode of
    when Fault_AddressSize      result = '0000':level<1:0>; assert level IN {0,1,2,3};
    when Fault_AccessFlag       result = '0010':level<1:0>; assert level IN {1,2,3};
    when Fault_Permission       result = '0011':level<1:0>; assert level IN {0,1,2,3};
    when Fault_Translation      result = '0001':level<1:0>; assert level IN {0,1,2,3};
    when Fault_SyncExternal     result = '010000';
    when Fault_SyncExternalOnWalk result = '0101':level<1:0>; assert level IN {0,1,2,3};
    when Fault_SyncParity       result = '011000';
    when Fault_SyncParityOnWalk result = '0111':level<1:0>; assert level IN {0,1,2,3};
    when Fault_AsyncParity      result = '011001';
```

```

    when Fault_AsyncExternal    result = '010001';
    when Fault_Alignment        result = '100001';
    when Fault_Debug            result = '100010';
    when Fault_TLBConflict      result = '110000';
    when Fault_HWUpdateAccessFlag result = '110001';
    when Fault_Lockdown         result = '110100'; // IMPLEMENTATION DEFINED
    when Fault_Exclusive        result = '110101'; // IMPLEMENTATION DEFINED
    otherwise                    Unreachable();

return result;

```

shared/functions/aborts/IPAValid

```

// IPAValid()
// =====
// Return TRUE if the IPA is reported for the abort

boolean IPAValid(FaultRecord fault)
    assert fault.statuscode != Fault_None;

    if fault.s2fs1walk then
        return fault.statuscode IN {
            Fault_AccessFlag,
            Fault_Permission,
            Fault_Translation,
            Fault_AddressSize
        };
    elseif fault.secondstage then
        return fault.statuscode IN {
            Fault_AccessFlag,
            Fault_Translation,
            Fault_AddressSize
        };
    else
        return FALSE;

```

shared/functions/aborts/IsAsyncAbort

```

// IsAsyncAbort()
// =====
// Returns TRUE if the abort currently being processed is an asynchronous abort, and FALSE
// otherwise.

boolean IsAsyncAbort(Fault statuscode)
    assert statuscode != Fault_None;

    return (statuscode IN {Fault_AsyncExternal, Fault_AsyncParity});

// IsAsyncAbort()
// =====

boolean IsAsyncAbort(FaultRecord fault)
    return IsAsyncAbort(fault.statuscode);

```

shared/functions/aborts/IsDebugException

```

// IsDebugException()
// =====

boolean IsDebugException(FaultRecord fault)
    assert fault.statuscode != Fault_None;
    return fault.statuscode == Fault_Debug;

```

shared/functions/aborts/IsExternalAbort

```
// IsExternalAbort()
// =====
// Returns TRUE if the abort currently being processed is an External abort and FALSE otherwise.

boolean IsExternalAbort(Fault statuscode)
    assert statuscode != Fault_None;

    return (statuscode IN {
        Fault_SyncExternal,
        Fault_SyncParity,
        Fault_SyncExternalOnWalk,
        Fault_SyncParityOnWalk,
        Fault_AsyncExternal,
        Fault_AsyncParity
    });

// IsExternalAbort()
// =====

boolean IsExternalAbort(FaultRecord fault)
    return IsExternalAbort(fault.statuscode);
```

shared/functions/aborts/IsExternalSyncAbort

```
// IsExternalSyncAbort()
// =====
// Returns TRUE if the abort currently being processed is an external
// synchronous abort and FALSE otherwise.

boolean IsExternalSyncAbort(Fault statuscode)
    assert statuscode != Fault_None;

    return (statuscode IN {
        Fault_SyncExternal,
        Fault_SyncParity,
        Fault_SyncExternalOnWalk,
        Fault_SyncParityOnWalk
    });

// IsExternalSyncAbort()
// =====

boolean IsExternalSyncAbort(FaultRecord fault)
    return IsExternalSyncAbort(fault.statuscode);
```

shared/functions/aborts/IsFault

```
// IsFault()
// =====
// Return TRUE if a fault is associated with an address descriptor

boolean IsFault(AddressDescriptor addrdesc)
    return addrdesc.fault.statuscode != Fault_None;

// IsFault()
// =====
// Return TRUE if a fault is associated with a memory access.

boolean IsFault(Fault fault)
    return fault != Fault_None;

// IsFault()
```

```
// =====
// Return TRUE if a fault is associated with status returned by memory.

boolean IsFault(PhysMemRetStatus retstatus)
    return retstatus.statuscode != Fault_None;
```

shared/functions/aborts/IsSErrorInterrupt

```
// IsSErrorInterrupt()
// =====
// Returns TRUE if the abort currently being processed is an SError interrupt, and FALSE
// otherwise.

boolean IsSErrorInterrupt(Fault statuscode)
    assert statuscode != Fault_None;

    return (statuscode IN {Fault_AsyncExternal, Fault_AsyncParity});

// IsSErrorInterrupt()
// =====

boolean IsSErrorInterrupt(FaultRecord fault)
    return IsSErrorInterrupt(fault.statuscode);
```

shared/functions/aborts/IsSecondStage

```
// IsSecondStage()
// =====

boolean IsSecondStage(FaultRecord fault)
    assert fault.statuscode != Fault_None;

    return fault.secondstage;
```

shared/functions/aborts/LSInstructionSyndrome

```
// Returns the extended syndrome information for a second stage fault.
// <10> - Syndrome valid bit. The syndrome is valid only for certain types of access instruction.
// <9:8> - Access size.
// <7> - Sign extended (for loads).
// <6:2> - Transfer register.
// <1> - Transfer register is 64-bit.
// <0> - Instruction has acquire/release semantics.
bits(11) LSInstructionSyndrome();
```

shared/functions/cache/CACHE_OP

```
// CACHE_OP()
// =====
// Performs Cache maintenance operations as per CacheRecord.

CACHE_OP(CacheRecord cache)
    IMPLEMENTATION_DEFINED;
```

shared/functions/cache/CPASAtPAS

```
// CPASAtPAS()
// =====
// Get cache PA space for given PA space.
```

```
CachePASpace CPASAtPAS(PASpace pas)
case pas of
    when PAS_NonSecure
        return CPAS_NonSecure;
    when PAS_Secure
        return CPAS_Secure;
```

shared/functions/cache/CPASAtSecurityState

```
// CPASAtSecurityState()
// =====
// Get cache PA space for given security state.

CachePASpace CPASAtSecurityState(SecurityState ss)
case ss of
    when SS_NonSecure
        return CPAS_NonSecure;
    when SS_Secure
        return CPAS_SecureNonSecure;
```

shared/functions/cache/CacheOp

```
enumeration CacheOp {
    CacheOp_Clean,
    CacheOp_Invalidate,
    CacheOp_CleanInvalidate
};
```

shared/functions/cache/CacheOpScope

```
enumeration CacheOpScope {
    CacheOpScope_SetWay,
    CacheOpScope_PoU,
    CacheOpScope_PoC,
    CacheOpScope_PoP,
    CacheOpScope_PoDP,
    CacheOpScope_ALLU,
    CacheOpScope_ALLUIS
};
```

shared/functions/cache/CachePASpace

```
enumeration CachePASpace {
    CPAS_NonSecure,
    CPAS_SecureNonSecure, // match entries from Secure or Non-Secure PAS
    CPAS_Secure
};
```

shared/functions/cache/CacheRecord

```
type CacheRecord is (
    AccType          acctype,          // Access type
    CacheOp          cacheop,         // Cache operation
    CacheOpScope     opscope,         // Cache operation type
    CacheType        cachetype,       // Cache type
    bits(64)         regval,
    FullAddress      paddress,
    bits(64)         vaddress,        // For VA operations
```

```

integer      set,           // For SW operations
integer      way,          // For SW operations
integer      level,        // For SW operations
Shareability shareability,
boolean      translated,
boolean      is_vmid_valid, // is vmid valid for current context
bits(16)     vmid,
boolean      is_asid_valid, // is asid valid for current context
bits(16)     asid,
SecurityState security,
// For cache operations to full cache or by set/way
// For operations by address, PA space in paddress
CachePASpace cpas
)

```

shared/functions/cache/CacheType

```

enumeration CacheType {
    CacheType_Data,
    CacheType_Instruction
};

```

shared/functions/cache/DCInstNeedsTranslation

```

// DCInstNeedsTranslation()
// =====
// Check whether Data Cache operation needs translation.

boolean DCInstNeedsTranslation(CacheOpScope opscope)
    if CLIDR_EL1.LoC == '000' then
        return !boolean IMPLEMENTATION_DEFINED "No fault generated for DC operations if PoC is before
any level of cache";

    if CLIDR_EL1.LoUU == '000' && opscope == CacheOpScope_PoU then
        return !boolean IMPLEMENTATION_DEFINED "No fault generated for DC operations if PoU is before
any level of cache";

    return TRUE;

```

shared/functions/cache/DecodeSW

```

// DecodeSW()
// =====
// Decode input value into set, way and level for SW instructions.

(integer, integer, integer) DecodeSW(bits(64) regval, CacheType cachetype)
    level = UInt(regval[3:1]);
    (set, way, linesize) = GetCacheInfo(level, cachetype);
    return (set, way, level);

```

shared/functions/cache/GetCacheInfo

```

// Returns numsets, associativity & linesize.
(integer, integer, integer) GetCacheInfo(integer level, CacheType cachetype);

```

shared/functions/cache/ICInstNeedsTranslation

```
// ICInstNeedsTranslation()
// =====
// Check whether Instruction Cache operation needs translation.

boolean ICInstNeedsTranslation(CacheOpScope opscope)
    return boolean IMPLEMENTATION_DEFINED "Instruction Cache needs translation";
```

shared/functions/common/ASR

```
// ASR()
// =====

bits(N) ASR(bits(N) x, integer shift)
    assert shift >= 0;
    bits(N) result;
    if shift == 0 then
        result = x;
    else
        (result, -) = ASR_C(x, shift);
    return result;
```

shared/functions/common/ASR_C

```
// ASR_C()
// =====

(bits(N), bit) ASR_C(bits(N) x, integer shift)
    assert shift > 0 && shift < 256;
    extended_x = SignExtend(x, shift+N);
    result = extended_x<shift+N-1:shift>;
    carry_out = extended_x<shift-1>;
    return (result, carry_out);
```

shared/functions/common/Abs

```
// Abs()
// =====

integer Abs(integer x)
    return if x >= 0 then x else -x;

// Abs()
// =====

real Abs(real x)
    return if x >= 0.0 then x else -x;
```

shared/functions/common/Align

```
// Align()
// =====

integer Align(integer x, integer y)
    return y * (x DIV y);

// Align()
// =====
```



```
bits(N) Align(bits(N) x, integer y)
  return Align(UInt(x), y)<N-1:0>;
```

shared/functions/common/BitCount

```
// BitCount()
// =====

integer BitCount(bits(N) x)
  integer result = 0;
  for i = 0 to N-1
    if x<i> == '1' then
      result = result + 1;
  return result;
```

shared/functions/common/CountLeadingSignBits

```
// CountLeadingSignBits()
// =====

integer CountLeadingSignBits(bits(N) x)
  return CountLeadingZeroBits(x<N-1:1> EOR x<N-2:0>);
```

shared/functions/common/CountLeadingZeroBits

```
// CountLeadingZeroBits()
// =====

integer CountLeadingZeroBits(bits(N) x)
  return N - (HighestSetBit(x) + 1);
```

shared/functions/common/Elem

```
// Elem[] - non-assignment form
// =====

bits(size) Elem[bits(N) vector, integer e, integer size]
  assert e >= 0 && (e+1)*size <= N;
  return vector<e*size+size-1 : e*size>;

// Elem[] - non-assignment form
// =====

bits(size) Elem[bits(N) vector, integer e]
  return Elem[vector, e, size];

// Elem[] - assignment form
// =====

Elem[bits(N) &vector, integer e, integer size] = bits(size) value
  assert e >= 0 && (e+1)*size <= N;
  vector<(e+1)*size-1:e*size> = value;
  return;

// Elem[] - assignment form
// =====

Elem[bits(N) &vector, integer e] = bits(size) value
  Elem[vector, e, size] = value;
  return;
```

shared/functions/common/Extend

```
// Extend()
// =====

bits(N) Extend(bits(M) x, integer N, boolean unsigned)
    return if unsigned then ZeroExtend(x, N) else SignExtend(x, N);

// Extend()
// =====

bits(N) Extend(bits(M) x, boolean unsigned)
    return Extend(x, N, unsigned);
```

shared/functions/common/HighestSetBit

```
// HighestSetBit()
// =====

integer HighestSetBit(bits(N) x)
    for i = N-1 downto 0
        if x<i> == '1' then return i;
    return -1;
```

shared/functions/common/Int

```
// Int()
// =====

integer Int(bits(N) x, boolean unsigned)
    result = if unsigned then UInt(x) else SInt(x);
    return result;
```

shared/functions/common/IsOnes

```
// IsOnes()
// =====

boolean IsOnes(bits(N) x)
    return x == Ones(N);
```

shared/functions/common/IsZero

```
// IsZero()
// =====

boolean IsZero(bits(N) x)
    return x == Zeros(N);
```

shared/functions/common/IsZeroBit

```
// IsZeroBit()
// =====

bit IsZeroBit(bits(N) x)
    return if IsZero(x) then '1' else '0';
```

shared/functions/common/LSL

```
// LSL()
// =====

bits(N) LSL(bits(N) x, integer shift)
  assert shift >= 0;
  bits(N) result;
  if shift == 0 then
    result = x;
  else
    (result, -) = LSL_C(x, shift);
  return result;
```

shared/functions/common/LSL_C

```
// LSL_C()
// =====

(bits(N), bit) LSL_C(bits(N) x, integer shift)
  assert shift > 0 && shift < 256;
  extended_x = x : Zeros(shift);
  result = extended_x<N-1:0>;
  carry_out = extended_x<N>;
  return (result, carry_out);
```

shared/functions/common/LSR

```
// LSR()
// =====

bits(N) LSR(bits(N) x, integer shift)
  assert shift >= 0;
  bits(N) result;
  if shift == 0 then
    result = x;
  else
    (result, -) = LSR_C(x, shift);
  return result;
```

shared/functions/common/LSR_C

```
// LSR_C()
// =====

(bits(N), bit) LSR_C(bits(N) x, integer shift)
  assert shift > 0 && shift < 256;
  extended_x = ZeroExtend(x, shift+N);
  result = extended_x<shift+N-1:shift>;
  carry_out = extended_x<shift-1>;
  return (result, carry_out);
```

shared/functions/common/LowestSetBit

```
// LowestSetBit()
// =====

integer LowestSetBit(bits(N) x)
  for i = 0 to N-1
```

```
    if x<i> == '1' then return i;  
    return N;
```

shared/functions/common/Max

```
// Max()  
// =====  
  
integer Max(integer a, integer b)  
    return if a >= b then a else b;  
  
// Max()  
// =====  
  
real Max(real a, real b)  
    return if a >= b then a else b;
```

shared/functions/common/Min

```
// Min()  
// =====  
  
integer Min(integer a, integer b)  
    return if a <= b then a else b;  
  
// Min()  
// =====  
  
real Min(real a, real b)  
    return if a <= b then a else b;
```

shared/functions/common/Ones

```
// Ones()  
// =====  
  
bits(N) Ones(integer N)  
    return Replicate('1',N);  
  
// Ones()  
// =====  
  
bits(N) Ones()  
    return Ones(N);
```

shared/functions/common/ROR

```
// ROR()  
// =====  
  
bits(N) ROR(bits(N) x, integer shift)  
    assert shift >= 0;  
    bits(N) result;  
    if shift == 0 then  
        result = x;  
    else  
        (result, -) = ROR_C(x, shift);  
    return result;
```

shared/functions/common/ROR_C

```
// ROR_C()
// =====

(bits(N), bit) ROR_C(bits(N) x, integer shift)
  assert shift != 0 && shift < 256;
  m = shift MOD N;
  result = LSR(x,m) OR LSL(x,N-m);
  carry_out = result<N-1>;
  return (result, carry_out);
```

shared/functions/common/Replicate

```
// Replicate()
// =====

bits(N) Replicate(bits(M) x)
  assert N MOD M == 0;
  return Replicate(x, N DIV M);

bits(M*N) Replicate(bits(M) x, integer N);
```

shared/functions/common/RoundDown

```
integer RoundDown(real x);
```

shared/functions/common/RoundTowardsZero

```
// RoundTowardsZero()
// =====

integer RoundTowardsZero(real x)
  return if x == 0.0 then 0 else if x >= 0.0 then RoundDown(x) else RoundUp(x);
```

shared/functions/common/RoundUp

```
integer RoundUp(real x);
```

shared/functions/common/SInt

```
// SInt()
// =====

integer SInt(bits(N) x)
  result = 0;
  for i = 0 to N-1
    if x<i> == '1' then result = result + 2Λi;
  if x<N-1> == '1' then result = result - 2ΛN;
  return result;
```

shared/functions/common/SignExtend

```
// SignExtend()
// =====

bits(N) SignExtend(bits(M) x, integer N)
```

```
    assert N >= M;  
    return Replicate(x<M-1>, N-M) : x;  
  
// SignExtend()  
// =====  
  
bits(N) SignExtend(bits(M) x)  
    return SignExtend(x, N);
```

shared/functions/common/Split64to32

```
// Split64to32()  
// =====  
  
(bits(32), bits(32)) Split64to32(bits(64) value)  
    return (value<63:32>, value<31:0>);
```

shared/functions/common/UInt

```
// UInt()  
// =====  
  
integer UInt(bits(N) x)  
    result = 0;  
    for i = 0 to N-1  
        if x<i> == '1' then result = result + 2Λi;  
    return result;
```

shared/functions/common/ZeroExtend

```
// ZeroExtend()  
// =====  
  
bits(N) ZeroExtend(bits(M) x, integer N)  
    assert N >= M;  
    return Zeros(N-M) : x;  
  
// ZeroExtend()  
// =====  
  
bits(N) ZeroExtend(bits(M) x)  
    return ZeroExtend(x, N);
```

shared/functions/common/Zeros

```
// Zeros()  
// =====  
  
bits(N) Zeros(integer N)  
    return Replicate('0', N);  
  
// Zeros()  
// =====  
  
bits(N) Zeros()  
    return Zeros(N);
```

shared/functions/counters/AArch32.CheckTimerConditions

```
// AArch32.CheckTimerConditions()
// =====
// Checking timer conditions for all A32 timer registers

AArch32.CheckTimerConditions()
  boolean status;
  bits(64) offset;
  offset = Zeros(64);
  assert !HaveAArch64();

  if HaveEL(EL3) then
    if CNTP_CTL_S.ENABLE == '1' then
      status = IsTimerConditionMet(offset, CNTP_CVAL_S,
                                   CNTP_CTL_S.IMASK, InterruptID_CNTPS);
      CNTP_CTL_S.ISTATUS = if status then '1' else '0';

    if CNTP_CTL_NS.ENABLE == '1' then
      status = IsTimerConditionMet(offset, CNTP_CVAL_NS,
                                   CNTP_CTL_NS.IMASK, InterruptID_CNTP);
      CNTP_CTL_NS.ISTATUS = if status then '1' else '0';
    else
      if CNTP_CTL.ENABLE == '1' then
        status = IsTimerConditionMet(offset, CNTP_CVAL,
                                     CNTP_CTL.IMASK, InterruptID_CNTP);
        CNTP_CTL.ISTATUS = if status then '1' else '0';

      if HaveEL(EL2) && CNTHP_CTL.ENABLE == '1' then
        status = IsTimerConditionMet(offset, CNTHP_CVAL,
                                     CNTHP_CTL.IMASK, InterruptID_CNTHP);
        CNTHP_CTL.ISTATUS = if status then '1' else '0';

      if CNTV_CTL_EL0.ENABLE == '1' then
        status = IsTimerConditionMet(CNTVOFF_EL2, CNTV_CVAL_EL0,
                                     CNTV_CTL_EL0.IMASK, InterruptID_CNTV);
        CNTV_CTL_EL0.ISTATUS = if status then '1' else '0';

  return;
```

shared/functions/counters/AArch64.CheckTimerConditions

```
// AArch64.CheckTimerConditions()
// =====
// Checking timer conditions for all A64 timer registers

AArch64.CheckTimerConditions()
  boolean status;
  bits(64) offset;
  bit imask;
  offset = Zeros(64);
  if CNTP_CTL_EL0.ENABLE == '1' then
    imask = CNTP_CTL_EL0.IMASK;
    status = IsTimerConditionMet(offset, CNTP_CVAL_EL0,
                                 imask, InterruptID_CNTP);
    CNTP_CTL_EL0.ISTATUS = if status then '1' else '0';
  if HaveEL(EL2) && HaveSecureEL2Ext() && CNTHPS_CTL_EL2.ENABLE == '1' then
    status = IsTimerConditionMet(Zeros(64), CNTHPS_CVAL_EL2,
                                 CNTHPS_CTL_EL2.IMASK, InterruptID_CNTHPS);
    CNTHPS_CTL_EL2.ISTATUS = if status then '1' else '0';

  if CNTV_CTL_EL0.ENABLE == '1' then
    imask = CNTV_CTL_EL0.IMASK;
    status = IsTimerConditionMet(CNTVOFF_EL2, CNTV_CVAL_EL0,
                                 imask, InterruptID_CNTV);
    CNTV_CTL_EL0.ISTATUS = if status then '1' else '0';
```

```
return;
```

shared/functions/counters/GenericCounterTick

```
// GenericCounterTick()
// =====
// Increments PhysicalCount value for every clock tick.

GenericCounterTick()
  bits(64) prev_physical_count;
  if CNTCR.EN == '0' then
    if !HaveAArch64() then
      AArch32.CheckTimerConditions();
    else
      AArch64.CheckTimerConditions();
  return;
  prev_physical_count = PhysicalCountInt();
  PhysicalCount<63:0> = PhysicalCount<63:0> + 1;
  if !HaveAArch64() then
    AArch32.CheckTimerConditions();
  else
    AArch64.CheckTimerConditions();
  TestEventCNTP(prev_physical_count, PhysicalCountInt());
  TestEventCNTV(prev_physical_count, PhysicalCountInt());
  return;
```

shared/functions/counters/IsTimerConditionMet

```
// IsTimerConditionMet()
// =====

boolean IsTimerConditionMet(bits(64) offset, bits(64) compare_value,
                             bits(1) imask, InterruptID intid)
  boolean conditon_met;
  signal level;
  condition_met = (UInt(PhysicalCountInt() - offset) -
                   UInt(compare_value)) >= 0;
  level = if condition_met && imask == '0' then HIGH else LOW;
  SetInterruptRequestLevel(intid, level);
  return condition_met;
```

shared/functions/counters/PhysicalCount

```
bits(64) PhysicalCount;
```

shared/functions/counters/SetEventRegister

```
// SetEventRegister()
// =====
// Sets the Event Register of this PE

SetEventRegister()
  EventRegister = '1';
  return;
```


shared/functions/counters/TestEventCNTP

```
// TestEventCNTP()
// =====
// Generate Event stream from the physical counter

TestEventCNTP(bits(64) prev_physical_count, bits(64) current_physical_count)
  bits(64) offset;
  bits(1) samplebit, previousbit;
  if CNTHCTL_EL2.EVNTEN == '1' then
    n = UInt(CNTHCTL_EL2.EVNTI);
    offset = Zeros(64);
    samplebit = (current_physical_count - offset)<n>;
    previousbit = (prev_physical_count - offset)<n>;
    if CNTHCTL_EL2.EVNTDIR == '0' then
      if previousbit == '0' && samplebit == '1' then SetEventRegister();
    else
      if previousbit == '1' && samplebit == '0' then SetEventRegister();
  return;
```

shared/functions/counters/TestEventCNTV

```
// TestEventCNTV()
// =====
// Generate Event stream from the virtual counter

TestEventCNTV(bits(64) prev_physical_count, bits(64) current_physical_count)
  bits(64) offset;
  bits(1) samplebit, previousbit;
  if CNTKCTL_EL1.EVNTEN == '1' then
    n = UInt(CNTKCTL_EL1.EVNTI);
    offset = CNTVOFF_EL2;
    samplebit = (current_physical_count - offset)<n>;
    previousbit = (prev_physical_count - offset)<n>;
    if CNTKCTL_EL1.EVNTDIR == '0' then
      if previousbit == '0' && samplebit == '1' then SetEventRegister();
    else
      if previousbit == '1' && samplebit == '0' then SetEventRegister();
  return;
```

shared/functions/crc/BitReverse

```
// BitReverse()
// =====

bits(N) BitReverse(bits(N) data)
  bits(N) result;
  for i = 0 to N-1
    result<(N-i)-1> = data<i>;
  return result;
```

shared/functions/crc/HaveCRCExt

```
// HaveCRCExt()
// =====

boolean HaveCRCExt()
  return HasArchVersion(ARMv8p1) || boolean IMPLEMENTATION_DEFINED "Have CRC extension";
```

shared/functions/crc/Poly32Mod2

```
// Poly32Mod2()  
// =====  
  
// Poly32Mod2 on a bitstring does a polynomial Modulus over {0,1} operation  
  
bits(32) Poly32Mod2(bits(N) data_in, bits(32) poly)  
    assert N > 32;  
    bits(N) data = data_in;  
    for i = N-1 downto 32  
        if data<i> == '1' then  
            data<i-1:0> = data<i-1:0> EOR (poly:Zeros(i-32));  
    return data<31:0>;
```

shared/functions/crypto/AESInvMixColumns

```
// AESInvMixColumns()  
// =====  
// Transformation in the Inverse Cipher that is the inverse of AESMixColumns.  
  
bits(128) AESInvMixColumns(bits (128) op)  
    bits(4*8) in0 = op< 96+:8> : op< 64+:8> : op< 32+:8> : op<  0+:8>;  
    bits(4*8) in1 = op<104+:8> : op< 72+:8> : op< 40+:8> : op<  8+:8>;  
    bits(4*8) in2 = op<112+:8> : op< 80+:8> : op< 48+:8> : op< 16+:8>;  
    bits(4*8) in3 = op<120+:8> : op< 88+:8> : op< 56+:8> : op< 24+:8>;  
  
    bits(4*8) out0;  
    bits(4*8) out1;  
    bits(4*8) out2;  
    bits(4*8) out3;  
  
    for c = 0 to 3  
        out0<c*8+:8> = FFmu10E(in0<c*8+:8>) EOR FFmu10B(in1<c*8+:8>) EOR FFmu10D(in2<c*8+:8>) EOR  
FFmu109(in3<c*8+:8>);  
        out1<c*8+:8> = FFmu109(in0<c*8+:8>) EOR FFmu10E(in1<c*8+:8>) EOR FFmu10B(in2<c*8+:8>) EOR  
FFmu10D(in3<c*8+:8>);  
        out2<c*8+:8> = FFmu10D(in0<c*8+:8>) EOR FFmu109(in1<c*8+:8>) EOR FFmu10E(in2<c*8+:8>) EOR  
FFmu10B(in3<c*8+:8>);  
        out3<c*8+:8> = FFmu10B(in0<c*8+:8>) EOR FFmu10D(in1<c*8+:8>) EOR FFmu109(in2<c*8+:8>) EOR  
FFmu10E(in3<c*8+:8>);  
  
    return (  
        out3<3*8+:8> : out2<3*8+:8> : out1<3*8+:8> : out0<3*8+:8> :  
        out3<2*8+:8> : out2<2*8+:8> : out1<2*8+:8> : out0<2*8+:8> :  
        out3<1*8+:8> : out2<1*8+:8> : out1<1*8+:8> : out0<1*8+:8> :  
        out3<0*8+:8> : out2<0*8+:8> : out1<0*8+:8> : out0<0*8+:8>  
    );
```

shared/functions/crypto/AESInvShiftRows

```
// AESInvShiftRows()  
// =====  
// Transformation in the Inverse Cipher that is inverse of AESShiftRows.  
  
bits(128) AESInvShiftRows(bits(128) op)  
    return (  
        op< 31: 24> : op< 55: 48> : op< 79: 72> : op<103: 96> :  
        op<127:120> : op< 23: 16> : op< 47: 40> : op< 71: 64> :  
        op< 95: 88> : op<119:112> : op< 15:  8> : op< 39: 32> :  
        op< 63: 56> : op< 87: 80> : op<111:104> : op<  7:  0>  
    );
```

shared/functions/crypto/AESInvSubBytes

```
// AESInvSubBytes()
// =====
// Transformation in the Inverse Cipher that is the inverse of AESSubBytes.

bits(128) AESInvSubBytes(bits(128) op)
  // Inverse S-box values
  bits(16*16*8) GF2_inv = (
    /*      F E D C B A 9 8 7 6 5 4 3 2 1 0      */
    /*F*/ 0x7d0c2155631469e126d677ba7e042b17<127:0> :
    /*E*/ 0x619953833cbbbec8b0f52aae4d3be0a0<127:0> :
    /*D*/ 0xef9cc9939f7ae52d0d4ab519a97f5160<127:0> :
    /*C*/ 0x5fec8027591012b131c7078833a8dd1f<127:0> :
    /*B*/ 0xf45acd78fec0db9a2079d2c64b3e56fc<127:0> :
    /*A*/ 0x1bbe18aa0e62b76f89c5291d711af147<127:0> :
    /*9*/ 0x6edf751ce837f9e28535ade72274ac96<127:0> :
    /*8*/ 0x73e6b4f0cecff297eadc674f4111913a<127:0> :
    /*7*/ 0x6b8a130103bdafc1020f3fca8f1e2cd0<127:0> :
    /*6*/ 0x0645b3b80558e4f70ad3bc8c00abd890<127:0> :
    /*5*/ 0x849d8da7574615edab9edfd5048706c<127:0> :
    /*4*/ 0x92b6655dcc5ca4d41698688664f6f872<127:0> :
    /*3*/ 0x25d18b6d49a25b76b224d92866a12e08<127:0> :
    /*2*/ 0x4ec3fa420b954cee3d23c2a632947b54<127:0> :
    /*1*/ 0xcbe9dec444438e3487ff2f9b8239e37c<127:0> :
    /*0*/ 0xfbd7f3819ea340bf38a53630d56a0952<127:0>
  );
  bits(128) out;
  for i = 0 to 15
    out<i*8+:8> = GF2_inv<UInt(op<i*8+:8>)*8+:8>;
  return out;
```

shared/functions/crypto/AESMixColumns

```
// AESMixColumns()
// =====
// Transformation in the Cipher that takes all of the columns of the
// State and mixes their data (independently of one another) to
// produce new columns.

bits(128) AESMixColumns(bits (128) op)
  bits(4*8) in0 = op<96+:8> : op<64+:8> : op<32+:8> : op<0+:8>;
  bits(4*8) in1 = op<104+:8> : op<72+:8> : op<40+:8> : op<8+:8>;
  bits(4*8) in2 = op<112+:8> : op<80+:8> : op<48+:8> : op<16+:8>;
  bits(4*8) in3 = op<120+:8> : op<88+:8> : op<56+:8> : op<24+:8>;

  bits(4*8) out0;
  bits(4*8) out1;
  bits(4*8) out2;
  bits(4*8) out3;

  for c = 0 to 3
    out0<c*8+:8> = FFmu102(in0<c*8+:8>) EOR FFmu103(in1<c*8+:8>) EOR          in2<c*8+:8> EOR
in3<c*8+:8>;
    out1<c*8+:8> =          in0<c*8+:8> EOR FFmu102(in1<c*8+:8>) EOR FFmu103(in2<c*8+:8>) EOR
in3<c*8+:8>;
    out2<c*8+:8> =          in0<c*8+:8> EOR          in1<c*8+:8> EOR FFmu102(in2<c*8+:8>) EOR
FFmu103(in3<c*8+:8>);
    out3<c*8+:8> = FFmu103(in0<c*8+:8>) EOR          in1<c*8+:8> EOR          in2<c*8+:8> EOR
FFmu102(in3<c*8+:8>);

  return (
    out3<3*8+:8> : out2<3*8+:8> : out1<3*8+:8> : out0<3*8+:8> :
    out3<2*8+:8> : out2<2*8+:8> : out1<2*8+:8> : out0<2*8+:8> :
    out3<1*8+:8> : out2<1*8+:8> : out1<1*8+:8> : out0<1*8+:8> :
  )
```

```

    out3<0*8+:8> : out2<0*8+:8> : out1<0*8+:8> : out0<0*8+:8>
  );

```

shared/functions/crypto/AESShiftRows

```

// AESShiftRows()
// =====
// Transformation in the Cipher that processes the State by cyclically
// shifting the last three rows of the State by different offsets.

bits(128) AESShiftRows(bits(128) op)
  return (
    op< 95: 88> : op< 55: 48> : op< 15:  8> : op<103: 96> :
    op< 63: 56> : op< 23: 16> : op<111:104> : op< 71: 64> :
    op< 31: 24> : op<119:112> : op< 79: 72> : op< 39: 32> :
    op<127:120> : op< 87: 80> : op< 47: 40> : op<  7:  0>
  );

```

shared/functions/crypto/AESSubBytes

```

// AESSubBytes()
// =====
// Transformation in the Cipher that processes the State using a nonlinear
// byte substitution table (S-box) that operates on each of the State bytes
// independently.

bits(128) AESSubBytes(bits(128) op)
  // S-box values
  bits(16*16*8) GF2 = (
    /*      F E D C B A 9 8 7 6 5 4 3 2 1 0      */
    /*F*/ 0x16bb54b00f2d99416842e6bf0d89a18c<127:0> :
    /*E*/ 0xdf2855cee9871e9b948ed9691198f8e1<127:0> :
    /*D*/ 0x9e1dc186b95735610ef6034866b53e70<127:0> :
    /*C*/ 0x8a8bbd4b1f74dde8c6b4a61c2e2578ba<127:0> :
    /*B*/ 0x08ae7a65eaf4566ca94ed58d6d37c8e7<127:0> :
    /*A*/ 0x79e4959162acd3c25c2406490a3a32e0<127:0> :
    /*9*/ 0xdb0b5ede14b8ee4688902a22dc4f8160<127:0> :
    /*8*/ 0x73195d643d7ea7c41744975fec130ccd<127:0> :
    /*7*/ 0xd2f3ff1021dab6bcf5389d928f40a351<127:0> :
    /*6*/ 0xa89f3c507f02f94585334d43fbaefd0<127:0> :
    /*5*/ 0xcf584c4a39becb6a5bb1fc20ed00d153<127:0> :
    /*4*/ 0x842fe329b3d63b52a05a6e1b1a2c8309<127:0> :
    /*3*/ 0x75b227ebe28012079a059618c323c704<127:0> :
    /*2*/ 0x1531d871f1e5a534ccf73f362693fdb7<127:0> :
    /*1*/ 0xc072a49cafa2d4adf04759fa7dc982ca<127:0> :
    /*0*/ 0x76abd7fe2b670130c56f6bf27b777c63<127:0>
  );
  bits(128) out;
  for i = 0 to 15
    out<i*8+:8> = GF2<UInt(op<i*8+:8>)*8+:8>;
  return out;

```

shared/functions/crypto/FFmul02

```

// FFmul02()
// =====

bits(8) FFmul02(bits(8) b)
  bits(256*8) FFmul_02 = (
    /*      F E D C B A 9 8 7 6 5 4 3 2 1 0      */
    /*F*/ 0xE5E7E1E3EDEF9EBF5F7F1F3FDFFF9FB<127:0> :
    /*E*/ 0xC5C7C1C3CDCFC9CBD5D7D1D3DDDFD9DB<127:0> :
    /*D*/ 0xA5A7A1A3ADAF9ABB5B7B1B3BDBFB9BB<127:0> :

```

```

/*C*/ 0x858781838D8F898B959791939D9F999B<127:0> :
/*B*/ 0x656761636D6F696B757771737D7F797B<127:0> :
/*A*/ 0x454741434D4F494B555751535D5F595B<127:0> :
/*9*/ 0x252721232D2F292B353731333D3F393B<127:0> :
/*8*/ 0x050701030D0F090B151711131D1F191B<127:0> :
/*7*/ 0xFEFCFAF8F6F4F2F0EEECEAE8E6E4E2E0<127:0> :
/*6*/ 0xDEDCDAD8D6D4D2D0CECCAC8C6C4C2C0<127:0> :
/*5*/ 0xBECBAB8B6B4B2B0AECAAA8A6A4A2A0<127:0> :
/*4*/ 0x9E9C9A98969492908E8C8A8886848280<127:0> :
/*3*/ 0x7E7C7A78767472706E6C6A6866646260<127:0> :
/*2*/ 0x5E5C5A58565452504E4C4A4846444240<127:0> :
/*1*/ 0x3E3C3A38363432302E2C2A2826242220<127:0> :
/*0*/ 0x1E1C1A18161412100E0C0A0806040200<127:0>
);
return Ffmu1_02<UInt(b)*8+:8>;

```

shared/functions/crypto/FFmul03

```

// FFmul03()
// =====

bits(8) Ffmu103(bits(8) b)
bits(256*8) Ffmu1_03 = (
/*      F E D C B A 9 8 7 6 5 4 3 2 1 0      */
/*F*/ 0x1A191C1F16151013020104070E0D080B<127:0> :
/*E*/ 0x2A292C2F2625202323134373E3D383B<127:0> :
/*D*/ 0x7A797C7F76757073626164676E6D686B<127:0> :
/*C*/ 0x4A494C4F46454043525154575E5D585B<127:0> :
/*B*/ 0xDAD9DCDFD6D5D0D3C2C1C4C7CECDC8CB<127:0> :
/*A*/ 0xEAE9ECEFE6E5E0E3F2F1F4F7FEFDF8FB<127:0> :
/*9*/ 0xBAB9BCBFB6B5B0B3A2A1A4A7AEADA8AB<127:0> :
/*8*/ 0x8A898C8F86858083929194979E9D989B<127:0> :
/*7*/ 0x818287848D8E8B88999A9F9C95969390<127:0> :
/*6*/ 0xB1B2B7B4BDBEBB8A9AAAFACA5A6A3A0<127:0> :
/*5*/ 0xE1E2E7E4EDEEEBE8F9FAFFFCF5F6F3F0<127:0> :
/*4*/ 0xD1D2D7D4DDDEDBD8C9CACFCC5C6C3C0<127:0> :
/*3*/ 0x414247444D4E4B48595A5F5C55565350<127:0> :
/*2*/ 0x717277747D7E7B78696A6F6C65666360<127:0> :
/*1*/ 0x212227242D2E2B28393A3F3C35363330<127:0> :
/*0*/ 0x111217141D1E1B18090A0F0C05060300<127:0>
);
return Ffmu1_03<UInt(b)*8+:8>;

```

shared/functions/crypto/FFmul09

```

// FFmul09()
// =====

bits(8) Ffmu109(bits(8) b)
bits(256*8) Ffmu1_09 = (
/*      F E D C B A 9 8 7 6 5 4 3 2 1 0      */
/*F*/ 0x464F545D626B70790E071C152A233831<127:0> :
/*E*/ 0xD6DFC4CDF2FBE0E99E978C85BAB3A8A1<127:0> :
/*D*/ 0x7D746F6659504B42353C272E1118030A<127:0> :
/*C*/ 0xEDE4FFF6C9C0DBD2A5ACB7BE8188939A<127:0> :
/*B*/ 0x3039222B141D060F78716A635C554E47<127:0> :
/*A*/ 0xA0A9B2BB848D969FE8E1FAF3CC5DED7<127:0> :
/*9*/ 0x0B0219102F263D34434A5158676E757C<127:0> :
/*8*/ 0x9B928980BFB6ADA4D3DAC1C8F7FEE5EC<127:0> :
/*7*/ 0xAAA3B8B18E879C95E2EBF0F9C6CFD4DD<127:0> :
/*6*/ 0x3A3328211E170C05727B6069565F444D<127:0> :
/*5*/ 0x9198838AB5BCA7AED9D0CBC2FDF4EFE6<127:0> :
/*4*/ 0x0108131A252C373E49405B526D647F76<127:0> :
/*3*/ 0xDCD5CEC7F8F1EAE3949D868FB0B9A2AB<127:0> :

```

```

    /*2*/ 0x4C455E5768617A73040D161F2029323B<127:0> :
    /*1*/ 0xE7EEF5FCC3CAD1D8AFA6BDB48B829990<127:0> :
    /*0*/ 0x777E656C535A41483F362D241B120900<127:0>
  );
  return Ffmu1_09<UInt(b)*8+:8>;

```

shared/functions/crypto/FFmul0B

```

// FFmul0B()
// =====

bits(8) Ffmu10B(bits(8) b)
bits(256*8) Ffmu1_0B = (
  /*      F E D C B A 9 8 7 6 5 4 3 2 1 0      */
  /*F*/ 0xA3A8B5BE8F849992FBF0EDE6D7DCC1CA<127:0> :
  /*E*/ 0x1318050E3F3429224B405D56676C717A<127:0> :
  /*D*/ 0xD8D3CEC5F4FFE2E9808B969DACA7BAB1<127:0> :
  /*C*/ 0x68637E75444F5259303B262D1C170A01<127:0> :
  /*B*/ 0x555E434879726F640D061B10212A373C<127:0> :
  /*A*/ 0xE5EEF3F8C9C2DFD4BDB6ABA0919A878C<127:0> :
  /*9*/ 0x2E2538330209141F767D606B5A514C47<127:0> :
  /*8*/ 0x9E958883B2B9A4AFC6CDD0DBEAE1FCF7<127:0> :
  /*7*/ 0x545F424978736E650C071A11202B363D<127:0> :
  /*6*/ 0xE4EFF2F9C8C3DED5BCB7AAA1909B868D<127:0> :
  /*5*/ 0x2F2439320308151E777C616A5B504D46<127:0> :
  /*4*/ 0x9F948982B3B8A5AEC7CCD1DAEBE0FDF6<127:0> :
  /*3*/ 0xA2A9B4BF8E859893FAF1ECE7D6DDC0CB<127:0> :
  /*2*/ 0x1219040F3E3528234A415C57666D707B<127:0> :
  /*1*/ 0XD9D2CFC4F5FEE3E8818A979CADAA6BBB0<127:0> :
  /*0*/ 0x69627F74454E5358313A272C1D160B00<127:0>
);
return Ffmu1_0B<UInt(b)*8+:8>;

```

shared/functions/crypto/FFmul0D

```

// FFmul0D()
// =====

bits(8) Ffmu10D(bits(8) b)
bits(256*8) Ffmu1_0D = (
  /*      F E D C B A 9 8 7 6 5 4 3 2 1 0      */
  /*F*/ 0x979A8D80A3AEB9B4FFF2E5E8CBC6D1DC<127:0> :
  /*E*/ 0x474A5D50737E69642F2235381B16010C<127:0> :
  /*D*/ 0x2C21363B1815020F44495E53707D6A67<127:0> :
  /*C*/ 0xFCF1E6EBC8C5D2DF94998E83A0ADBAB7<127:0> :
  /*B*/ 0xFAF7E0EDCEC3D4D9929F8885A6ABBCB1<127:0> :
  /*A*/ 0x2A27303D1E130409424F5855767B6C61<127:0> :
  /*9*/ 0x414C5B5675786F622924333E1D10070A<127:0> :
  /*8*/ 0x919C8B86A5A8BFB2F9F4E3EECDC0D7DA<127:0> :
  /*7*/ 0x4D40575A7974636E25283F32111C0B06<127:0> :
  /*6*/ 0x9D90878AA9A4B3BEF5F8EFE2C1CCDBD6<127:0> :
  /*5*/ 0xF6FBECE1C2CFD8D59E938489AAA7B0BD<127:0> :
  /*4*/ 0x262B3C31121F08054E4354597A77606D<127:0> :
  /*3*/ 0x202D3A3714190E034845525F7C71666B<127:0> :
  /*2*/ 0xF0FDEAE7C4C9DED39895828FACA1B6BB<127:0> :
  /*1*/ 0x9B96818CAFA2B5B8F3FEE9E4C7CADD0<127:0> :
  /*0*/ 0x4B46515C7F726568232E3934171A0D00<127:0>
);
return Ffmu1_0D<UInt(b)*8+:8>;

```

shared/functions/crypto/FFmul0E

```
// FFmul0E()
// =====

bits(8) FFmul0E(bits(8) b)
bits(256*8) FFmul_0E = (
  /*      F E D C B A 9 8 7 6 5 4 3 2 1 0      */
  /*F*/ 0x8D83919FB5BBA9A7FDF3E1EFC5CBD9D7<127:0> :
  /*E*/ 0x6D63717F555B49471D13010F252B3937<127:0> :
  /*D*/ 0x56584A446E60727C26283A341E10020C<127:0> :
  /*C*/ 0xB6B8AAA48E80929CC6C8DAD4FEF0E2EC<127:0> :
  /*B*/ 0x202E3C321816040A505E4C426866747A<127:0> :
  /*A*/ 0xC0CEDCD2F8F6E4EAB0BEACA28886949A<127:0> :
  /*9*/ 0xFBFB5E7E9C3CDDFD18B859799B3BD4FA1<127:0> :
  /*8*/ 0x1B150709232D3F316B657779535D4F41<127:0> :
  /*7*/ 0xCCC2D0DEF4FAE8E6BCB2A0AE848A9896<127:0> :
  /*6*/ 0x2C22303E141A08065C52404E646A7876<127:0> :
  /*5*/ 0x17190B052F21333D67697B755F51434D<127:0> :
  /*4*/ 0xF7F9EBE5CFC1D3DD87899B95BFB1A3AD<127:0> :
  /*3*/ 0x616F7D735957454B111F0D032927353B<127:0> :
  /*2*/ 0x818F9D93B9B7A5ABF1FFEDE3C9C7D5DB<127:0> :
  /*1*/ 0xBAB4A6A8828C9E90CAC4D6D8F2FCEEE0<127:0> :
  /*0*/ 0x5A544648626C7E702A243638121C0E00<127:0>
);
return FFmul_0E<UInt(b)*8+:8>;
```

shared/functions/crypto/HaveAESExt

```
// HaveAESExt()
// =====
// TRUE if AES cryptographic instructions support is implemented,
// FALSE otherwise.

boolean HaveAESExt()
  return boolean IMPLEMENTATION_DEFINED "Has AES Crypto instructions";
```

shared/functions/crypto/HaveBit128PMULLExt

```
// HaveBit128PMULLExt()
// =====
// TRUE if 128 bit form of PMULL instructions support is implemented,
// FALSE otherwise.

boolean HaveBit128PMULLExt()
  return boolean IMPLEMENTATION_DEFINED "Has 128-bit form of PMULL instructions";
```

shared/functions/crypto/HaveSHA1Ext

```
// HaveSHA1Ext()
// =====
// TRUE if SHA1 cryptographic instructions support is implemented,
// FALSE otherwise.

boolean HaveSHA1Ext()
  return boolean IMPLEMENTATION_DEFINED "Has SHA1 Crypto instructions";
```

shared/functions/crypto/HaveSHA256Ext

```
// HaveSHA256Ext()
// =====
// TRUE if SHA256 cryptographic instructions support is implemented,
// FALSE otherwise.

boolean HaveSHA256Ext()
    return boolean IMPLEMENTATION_DEFINED "Has SHA256 Crypto instructions";
```

shared/functions/crypto/HaveSHA3Ext

```
// HaveSHA3Ext()
// =====
// TRUE if SHA3 cryptographic instructions support is implemented,
// and when SHA1 and SHA2 basic cryptographic instructions support is implemented,
// FALSE otherwise.

boolean HaveSHA3Ext()
    if !HasArchVersion(ARMv8p2) || !(HaveSHA1Ext() && HaveSHA256Ext()) then
        return FALSE;
    return boolean IMPLEMENTATION_DEFINED "Has SHA3 Crypto instructions";
```

shared/functions/crypto/HaveSHA512Ext

```
// HaveSHA512Ext()
// =====
// TRUE if SHA512 cryptographic instructions support is implemented,
// and when SHA1 and SHA2 basic cryptographic instructions support is implemented,
// FALSE otherwise.

boolean HaveSHA512Ext()
    if !HasArchVersion(ARMv8p2) || !(HaveSHA1Ext() && HaveSHA256Ext()) then
        return FALSE;
    return boolean IMPLEMENTATION_DEFINED "Has SHA512 Crypto instructions";
```

shared/functions/crypto/HaveSM3Ext

```
// HaveSM3Ext()
// =====
// TRUE if SM3 cryptographic instructions support is implemented,
// FALSE otherwise.

boolean HaveSM3Ext()
    if !HasArchVersion(ARMv8p2) then
        return FALSE;
    return boolean IMPLEMENTATION_DEFINED "Has SM3 Crypto instructions";
```

shared/functions/crypto/HaveSM4Ext

```
// HaveSM4Ext()
// =====
// TRUE if SM4 cryptographic instructions support is implemented,
// FALSE otherwise.

boolean HaveSM4Ext()
    if !HasArchVersion(ARMv8p2) then
        return FALSE;
    return boolean IMPLEMENTATION_DEFINED "Has SM4 Crypto instructions";
```


shared/functions/crypto/ROL

```
// ROL()
// =====

bits(N) ROL(bits(N) x, integer shift)
  assert shift >= 0 && shift <= N;
  if (shift == 0) then
    return x;
  return ROR(x, N-shift);
```

shared/functions/crypto/SHA256hash

```
// SHA256hash()
// =====

bits(128) SHA256hash(bits (128) x_in, bits(128) y_in, bits(128) w, boolean part1)
  bits(32) chs, maj, t;
  bits(128) x = x_in;
  bits(128) y = y_in;

  for e = 0 to 3
    chs = SHAchoose(y<31:0>, y<63:32>, y<95:64>);
    maj = SHAmajority(x<31:0>, x<63:32>, x<95:64>);
    t = y<127:96> + SHAhashSIGMA1(y<31:0>) + chs + Elem[w, e, 32];
    x<127:96> = t + x<127:96>;
    y<127:96> = t + SHAhashSIGMA0(x<31:0>) + maj;
    <y, x> = ROL(y : x, 32);
  return (if part1 then x else y);
```

shared/functions/crypto/SHAchoose

```
// SHAchoose()
// =====

bits(32) SHAchoose(bits(32) x, bits(32) y, bits(32) z)
  return ((y EOR z) AND x) EOR z;
```

shared/functions/crypto/SHAhashSIGMA0

```
// SHAhashSIGMA0()
// =====

bits(32) SHAhashSIGMA0(bits(32) x)
  return ROR(x, 2) EOR ROR(x, 13) EOR ROR(x, 22);
```

shared/functions/crypto/SHAhashSIGMA1

```
// SHAhashSIGMA1()
// =====

bits(32) SHAhashSIGMA1(bits(32) x)
  return ROR(x, 6) EOR ROR(x, 11) EOR ROR(x, 25);
```

shared/functions/crypto/SHAmajority

```
// SHAmajority()
// =====
```

```
bits(32) SHAmajority(bits(32) x, bits(32) y, bits(32) z)
    return ((x AND y) OR ((x OR y) AND z));
```

shared/functions/crypto/SHAparity

```
// SHAparity()
// =====

bits(32) SHAparity(bits(32) x, bits(32) y, bits(32) z)
    return (x EOR y EOR z);
```

shared/functions/crypto/Sbox

```
// Sbox()
// =====
// Used in SM4E crypto instruction

bits(8) Sbox(bits(8) sboxin)
    bits(8) sboxout;
    bits(2048) sboxstring =
0xd690e9fecce13db716b614c228fb2c052b679a762abe04c3aa441326498606999c4250f491ef987a33540b43edcfac62e4b31ca
9c908e89580df94fa758f3fa64707a7fcf37317ba83593c19e6854fa8686b81b27164da8bf8eb0f4b70569d351e240e5e6358d1a2
25227c3b01217887d40046579fd327524c3602e7a0c4c89eeabf8ad240c738b5a3f7f2cef96115a1e0ae5da49b341a55ad933230f
58cb1e31df6e22e8266ca60c02923ab0d534e6fd5db3745defd8e2f03ff6a726d6c5b518d1baf92bbddbc7f11d95c411f105ad80a
c13188a5cd7bbd2d74d012b8e5b4b08969974a0c96777e65b9f109c56ec68418f07dec3adc4d2079ee5f3ed7cb3948<2047:0>;

    sboxout = sboxstring<(255-UInt(sboxin))*8+7:(255-UInt(sboxin))*8>;
    return sboxout;
```

shared/functions/exclusive/ClearExclusiveByAddress

```
// Clear the global Exclusives monitors for all PEs EXCEPT processorid if they
// record any part of the physical address region of size bytes starting at paddress.
// It is IMPLEMENTATION DEFINED whether the global Exclusives monitor for processorid
// is also cleared if it records any part of the address region.
ClearExclusiveByAddress(FullAddress paddress, integer processorid, integer size);
```

shared/functions/exclusive/ClearExclusiveLocal

```
// Clear the local Exclusives monitor for the specified processorid.
ClearExclusiveLocal(integer processorid);
```

shared/functions/exclusive/ClearExclusiveMonitors

```
// ClearExclusiveMonitors()
// =====
// Clear the local Exclusives monitor for the executing PE.

ClearExclusiveMonitors()
    ClearExclusiveLocal(ProcessorID());
```

shared/functions/exclusive/ExclusiveMonitorsStatus

```
// Returns '0' to indicate success if the last memory write by this PE was to
// the same physical address region endorsed by ExclusiveMonitorsPass().
// Returns '1' to indicate failure if address translation resulted in a different
```

```
// physical address.
bit ExclusiveMonitorsStatus();
```

shared/functions/exclusive/IsExclusiveGlobal

```
// Return TRUE if the global Exclusives monitor for processorid includes all of
// the physical address region of size bytes starting at address.
boolean IsExclusiveGlobal(FullAddress address, integer processorid, integer size);
```

shared/functions/exclusive/IsExclusiveLocal

```
// Return TRUE if the local Exclusives monitor for processorid includes all of
// the physical address region of size bytes starting at address.
boolean IsExclusiveLocal(FullAddress address, integer processorid, integer size);
```

shared/functions/exclusive/MarkExclusiveGlobal

```
// Record the physical address region of size bytes starting at address in
// the global Exclusives monitor for processorid.
MarkExclusiveGlobal(FullAddress address, integer processorid, integer size);
```

shared/functions/exclusive/MarkExclusiveLocal

```
// Record the physical address region of size bytes starting at address in
// the local Exclusives monitor for processorid.
MarkExclusiveLocal(FullAddress address, integer processorid, integer size);
```

shared/functions/exclusive/ProcessorID

```
// Return the ID of the currently executing PE.
integer ProcessorID();
```

shared/functions/extension/AArch64.HaveHPDExt

```
// AArch64.HaveHPDExt()
// =====

boolean AArch64.HaveHPDExt()
    return HasArchVersion(ARMv8p1);
```

shared/functions/extension/ArchHasVMSAExtension

```
// ArchHasVMSAExtension()
// =====

boolean ArchHasVMSAExtension()
    return HaveEL1VMSAExt();
```

shared/functions/extension/Have16bitVMID

```
// Have16bitVMID()
// =====
// Returns TRUE if EL2 and support for a 16-bit VMID are implemented.
```

```
boolean Have16bitVMID()  
    return (HasArchVersion(ARMv8p1) && HaveEL(EL2) &&  
        boolean IMPLEMENTATION_DEFINED "Has 16-bit VMID");
```

shared/functions/extension/Have52BitPAExt

```
// Have52BitPAExt()  
// =====  
// Returns TRUE if Large Physical Address extension  
// support is implemented and FALSE otherwise.  
  
boolean Have52BitPAExt()  
    return (HasArchVersion(ARMv8p2) &&  
        boolean IMPLEMENTATION_DEFINED "Has large 52-bit PA/IPA support");
```

shared/functions/extension/Have52BitVAExt

```
// Have52BitVAExt()  
// =====  
// Returns TRUE if Large Virtual Address extension  
// support is implemented and FALSE otherwise.  
  
boolean Have52BitVAExt()  
    return (HasArchVersion(ARMv8p2) &&  
        boolean IMPLEMENTATION_DEFINED "Has large 52-bit VA support");
```

shared/functions/extension/HaveAccessFlagUpdateExt

```
// HaveAccessFlagUpdateExt()  
// =====  
  
boolean HaveAccessFlagUpdateExt()  
    return HasArchVersion(ARMv8p1);
```

shared/functions/extension/HaveAtomicExt

```
// HaveAtomicExt()  
// =====  
  
boolean HaveAtomicExt()  
    return HasArchVersion(ARMv8p1);
```

shared/functions/extension/HaveBlockBBM

```
// HaveBlockBBM()  
// =====  
// Returns TRUE if support for changing block size without requiring  
// break-before-make is implemented.  
  
boolean HaveBlockBBM()  
    return HasArchVersion(ARMv8p4);
```

shared/functions/extension/HaveCommonNotPrivateTransExt

```
// HaveCommonNotPrivateTransExt()  
// =====
```

```
boolean HaveCommonNotPrivateTransExt()
    return HasArchVersion(ARMv8p2);
```

shared/functions/extension/HaveDGHExt

```
// HaveDGHExt()
// =====
// Returns TRUE if Data Gathering Hint instruction support is implemented, and
// FALSE otherwise.

boolean HaveDGHExt()
    return boolean IMPLEMENTATION_DEFINED "Has AArch64 DGH extension";
```

shared/functions/extension/HaveDITExt

```
// HaveDITExt()
// =====

boolean HaveDITExt()
    return HasArchVersion(ARMv8p4);
```

shared/functions/extension/HaveDOTPExt

```
// HaveDOTPExt()
// =====
// Returns TRUE if Dot Product feature support is implemented, and FALSE otherwise.

boolean HaveDOTPExt()
    return (HasArchVersion(ARMv8p4) ||
           (HasArchVersion(ARMv8p2) &&
            boolean IMPLEMENTATION_DEFINED "Has Dot Product extension"));
```

shared/functions/extension/HaveDirtyBitModifierExt

```
// HaveDirtyBitModifierExt()
// =====

boolean HaveDirtyBitModifierExt()
    return HasArchVersion(ARMv8p1);
```

shared/functions/extension/HaveDoPD

```
// HaveDoPD()
// =====
// Returns TRUE if Debug Over Power Down extension
// support is implemented and FALSE otherwise.

boolean HaveDoPD()
    return HasArchVersion(ARMv8p2) && boolean IMPLEMENTATION_DEFINED "Has DoPD extension";
```

shared/functions/extension/HaveDoubleLock

```
// HaveDoubleLock()
// =====
// Returns TRUE if support for the OS Double Lock is implemented.

boolean HaveDoubleLock()
```

```
return (!HasArchVersion(ARMv8p4) ||  
        boolean IMPLEMENTATION_DEFINED "OS Double Lock is implemented");
```

shared/functions/extension/HaveE0PDExt

```
// HaveE0PDExt()  
// =====  
// Returns TRUE if support for constant fault times for unprivileged accesses  
// to the memory map is implemented.  
  
boolean HaveE0PDExt()  
    return HasArchVersion(ARMv8p5);
```

shared/functions/extension/HaveEL1VMSAExt

```
// HaveEL1VMSAExt()  
// =====  
// Returns TRUE if VMSA is supported at stage1 EL1&0 translation regime, FALSE otherwise.  
  
boolean HaveEL1VMSAExt()  
    return ID_AA64MMFR0_EL1.MSA == '1111' && ID_AA64MMFR0_EL1.MSA_frac == '0010';
```

shared/functions/extension/HaveExtendedCacheSets

```
// HaveExtendedCacheSets()  
// =====  
  
boolean HaveExtendedCacheSets()  
    return HasArchVersion(ARMv8p3);
```

shared/functions/extension/HaveExtendedECDebugEvents

```
// HaveExtendedECDebugEvents()  
// =====  
  
boolean HaveExtendedECDebugEvents()  
    return HasArchVersion(ARMv8p2);
```

shared/functions/extension/HaveExtendedExecuteNeverExt

```
// HaveExtendedExecuteNeverExt()  
// =====  
  
boolean HaveExtendedExecuteNeverExt()  
    return HasArchVersion(ARMv8p2);
```

shared/functions/extension/HaveFCADDExt

```
// HaveFCADDExt()  
// =====  
  
boolean HaveFCADDExt()  
    return HasArchVersion(ARMv8p3);
```

shared/functions/extension/HaveFJCVTZSExt

```
// HaveFJCVTZSExt()
// =====

boolean HaveFJCVTZSExt()
    return HasArchVersion(ARMv8p3);
```

shared/functions/extension/HaveFP16MulNoRoundingToFP32Ext

```
// HaveFP16MulNoRoundingToFP32Ext()
// =====
// Returns TRUE if has FP16 multiply with no intermediate rounding accumulate
// to FP32 instructions, and FALSE otherwise

boolean HaveFP16MulNoRoundingToFP32Ext()
    if !HaveFP16Ext() then return FALSE;
    if HasArchVersion(ARMv8p4) then return TRUE;
    return (HasArchVersion(ARMv8p2) &&
        boolean IMPLEMENTATION_DEFINED "Has accumulate FP16 product into FP32 extension");
```

shared/functions/extension/HaveFlagManipulateExt

```
// HaveFlagManipulateExt()
// =====
// Returns TRUE if flag manipulate instructions are implemented.

boolean HaveFlagManipulateExt()
    return HasArchVersion(ARMv8p4);
```

shared/functions/extension/HaveHPMDExt

```
// HaveHPMDExt()
// =====

boolean HaveHPMDExt()
    return HavePMUv3p1();
```

shared/functions/extension/HaveIDSExt

```
// HaveIDSExt()
// =====
// Returns TRUE if ID register handling feature is implemented.

boolean HaveIDSExt()
    return HasArchVersion(ARMv8p4);
```

shared/functions/extension/HaveIESB

```
// HaveIESB()
// =====

boolean HaveIESB()
    return (HaveRASExt() &&
        boolean IMPLEMENTATION_DEFINED "Has Implicit Error Synchronization Barrier");
```

shared/functions/extension/HaveLSE2Ext

```
// HaveLSE2Ext()  
// =====  
// Returns TRUE if LSE2 is implemented, and FALSE otherwise.  
  
boolean HaveLSE2Ext()  
    return HasArchVersion(ARMv8p4);
```

shared/functions/extension/HaveNoSecurePMUDisableOverride

```
// HaveNoSecurePMUDisableOverride()  
// =====  
  
boolean HaveNoSecurePMUDisableOverride()  
    return HasArchVersion(ARMv8p2);
```

shared/functions/extension/HaveNoninvasiveDebugAuth

```
// HaveNoninvasiveDebugAuth()  
// =====  
// Returns TRUE if the Non-invasive debug controls are implemented.  
  
boolean HaveNoninvasiveDebugAuth()  
    return !HasArchVersion(ARMv8p4);
```

shared/functions/extension/HavePANExt

```
// HavePANExt()  
// =====  
  
boolean HavePANExt()  
    return HasArchVersion(ARMv8p1);
```

shared/functions/extension/HavePMUv3

```
// HavePMUv3()  
// =====  
// Returns TRUE if the Performance Monitors extension is implemented, and FALSE otherwise.  
  
boolean HavePMUv3()  
    return boolean IMPLEMENTATION_DEFINED "Has Performance Monitors extension";
```

shared/functions/extension/HavePMUv3p1

```
// HavePMUv3p1()  
// =====  
// Returns TRUE if the Performance Monitors extension is implemented, and FALSE otherwise.  
  
boolean HavePMUv3p1()  
    return HasArchVersion(ARMv8p1) && HavePMUv3();
```

shared/functions/extension/HavePageBasedHardwareAttributes

```
// HavePageBasedHardwareAttributes()  
// =====
```



```
boolean HavePageBasedHardwareAttributes()
    return HasArchVersion(ARMv8p2);
```

shared/functions/extension/HavePrivAExt

```
// HavePrivAExt()
// =====

boolean HavePrivAExt()
    return HasArchVersion(ARMv8p2);
```

shared/functions/extension/HaveQRDMLAExt

```
// HaveQRDMLAExt()
// =====

boolean HaveQRDMLAExt()
    return HasArchVersion(ARMv8p1);
```

shared/functions/extension/HaveRASExt

```
// HaveRASExt()
// =====

boolean HaveRASExt()
    return (HasArchVersion(ARMv8p2) ||
           boolean IMPLEMENTATION_DEFINED "Has RAS extension");
```

shared/functions/extension/HaveSBExt

```
// HaveSBExt()
// =====
// Returns TRUE if support for SB is implemented, and FALSE otherwise.

boolean HaveSBExt()
    return HasArchVersion(ARMv8p5) || boolean IMPLEMENTATION_DEFINED "Has SB extension";
```

shared/functions/extension/HaveSSBSExt

```
// HaveSSBSExt()
// =====
// Returns TRUE if support for SSBS is implemented, and FALSE otherwise.

boolean HaveSSBSExt()
    return HasArchVersion(ARMv8p5) || boolean IMPLEMENTATION_DEFINED "Has SSBS extension";
```

shared/functions/extension/HaveSecureEL2Ext

```
// HaveSecureEL2Ext()
// =====
// Returns TRUE if Secure EL2 is implemented.

boolean HaveSecureEL2Ext()
    return HasArchVersion(ARMv8p4);
```

shared/functions/extension/HaveSecureExtDebugView

```
// HaveSecureExtDebugView()  
// =====  
// Returns TRUE if support for Secure and Non-secure views of debug peripherals  
// is implemented.
```

```
boolean HaveSecureExtDebugView()  
    return HasArchVersion(ARMv8p4);
```

shared/functions/extension/HaveSelfHostedTrace

```
// HaveSelfHostedTrace()  
// =====
```

```
boolean HaveSelfHostedTrace()  
    return HasArchVersion(ARMv8p4);
```

shared/functions/extension/HaveSmallTranslationTblExt

```
// HaveSmallTranslationTblExt()  
// =====  
// Returns TRUE if Small Translation Table Support is implemented.
```

```
boolean HaveSmallTranslationTableExt()  
    return (HasArchVersion(ARMv8p4) &&  
           boolean IMPLEMENTATION_DEFINED "Has Small Translation Table extension");
```

shared/functions/extension/HaveSoftwareLock

```
// HaveSoftwareLock()  
// =====  
// Returns TRUE if Software Lock is implemented.
```

```
boolean HaveSoftwareLock(Component component)  
    if Havev8p4Debug() then  
        return FALSE;  
    if HaveDoPD() && component != Component_CTI then  
        return FALSE;  
    case component of  
        when Component_Debug  
            return boolean IMPLEMENTATION_DEFINED "Debug has Software Lock";  
        when Component_PMU  
            return boolean IMPLEMENTATION_DEFINED "PMU has Software Lock";  
        when Component_CTI  
            return boolean IMPLEMENTATION_DEFINED "CTI has Software Lock";  
    otherwise  
        Unreachable();
```

shared/functions/extension/HaveStage2MemAttrControl

```
// HaveStage2MemAttrControl()  
// =====  
// Returns TRUE if support for Stage2 control of memory types and cacheability  
// attributes is implemented.
```

```
boolean HaveStage2MemAttrControl()  
    return HasArchVersion(ARMv8p4);
```

shared/functions/extension/HaveTraceExt

```
// HaveTraceExt()
// =====
// Returns TRUE if Trace functionality as described by the Trace Architecture
// is implemented.

boolean HaveTraceExt()
    return boolean IMPLEMENTATION_DEFINED "Has Trace Architecture functionality";
```

shared/functions/extension/HaveUAOExt

```
// HaveUAOExt()
// =====

boolean HaveUAOExt()
    return HasArchVersion(ARMv8p2);
```

shared/functions/extension/HaveV82Debug

```
// HaveV82Debug()
// =====

boolean HaveV82Debug()
    return HasArchVersion(ARMv8p2);
```

shared/functions/extension/Havev8p4Debug

```
// Havev8p4Debug()
// =====
// Returns TRUE if support for the Debugv8p4 feature is implemented and FALSE otherwise.

boolean Havev8p4Debug()
    return HasArchVersion(ARMv8p4);
```

shared/functions/extension/InsertIESBBeforeException

```
// If SCTL_ELx.IESB is 1 when an exception is generated to ELx, any pending Unrecoverable
// SError interrupt must be taken before executing any instructions in the exception handler.
// However, this can be before the branch to the exception handler is made.
boolean InsertIESBBeforeException(bits(2) el);
```

shared/functions/externalaborts/HandleExternalAbort

```
// HandleExternalAbort()
// =====
// Takes a Synchronous/Asynchronous abort based on fault.

HandleExternalAbort(PhysMemRetStatus memretstatus, boolean iswrite,
                    AddressDescriptor memaddrdesc, integer size,
                    AccessDescriptor accdesc)
    assert (memretstatus.statuscode IN {Fault_SyncExternal, Fault_AsyncExternal} ||
            (!HaveRASExt() && memretstatus.statuscode IN {Fault_SyncParity,
                                                         Fault_AsyncParity}));

    fault = NoFault();
    fault.statuscode = memretstatus.statuscode;
    fault.write = iswrite;
    fault.extflag = memretstatus.extflag;
```

```
fault.acctype = memretstatus.acctype;
// It is implementation specific whether External aborts signaled
// in-band synchronously are taken synchronously or asynchronously
if (IsExternalSyncAbort(fault) &&
    !IsExternalAbortTakenSynchronously(memretstatus, iswrite, memaddrdesc,
                                        size, accdesc)) then
    if fault.statuscode == Fault_SyncParity then
        fault.statuscode = Fault_AsyncParity;
    else
        fault.statuscode = Fault_AsyncExternal;

if HaveRASExt() then
    fault.errorrype = PEErrrorState(memretstatus);
else
    fault.errorrype = bits(2) UNKNOWN;

if IsExternalSyncAbort(fault) then
    if UsingAArch32() then
        AArch32.Abort(memaddrdesc.vaddress<31:0>, fault);
    else
        AArch64.Abort(memaddrdesc.vaddress, fault);

else
    PendSErrorInterrupt(fault);
```

shared/functions/externalabort/HandleExternalReadAbort

```
// HandleExternalReadAbort()
// =====
// Wrapper function for HandleExternalAbort function in case of an External
// Abort on memory read.

HandleExternalReadAbort(PhysMemRetStatus memstatus, AddressDescriptor memaddrdesc,
                       integer size, AccessDescriptor accdesc)
    iswrite = FALSE;
    HandleExternalAbort(memstatus, iswrite, memaddrdesc, size, accdesc);
```

shared/functions/externalabort/HandleExternalTTWAbort

```
// HandleExternalTTWAbort()
// =====
// Take Asynchronous abort or update FaultRecord for Translation Table Walk
// based on PhysMemRetStatus.

FaultRecord HandleExternalTTWAbort(PhysMemRetStatus memretstatus, boolean iswrite,
                                   AddressDescriptor memaddrdesc,
                                   AccessDescriptor accdesc, integer size,
                                   FaultRecord input_fault)

    output_fault = input_fault;
    output_fault.extflag = memretstatus.extflag;
    output_fault.statuscode = memretstatus.statuscode;
    if (IsExternalSyncAbort(output_fault) &&
        !IsExternalAbortTakenSynchronously(memretstatus, iswrite,
                                            memaddrdesc,
                                            size, accdesc)) then
        if output_fault.statuscode == Fault_SyncParity then
            output_fault.statuscode = Fault_AsyncParity;
        else
            output_fault.statuscode = Fault_AsyncExternal;

// If a synchronous fault is on a translation table walk, then update
// the fault type
if IsExternalSyncAbort(output_fault) then
    if output_fault.statuscode == Fault_SyncParity then
```

```

    output_fault.statuscode = Fault_SyncParityOnWalk;
  else
    output_fault.statuscode = Fault_SyncExternalOnWalk;
  if HaveRASExt() then
    output_fault.errortype = PEErrortype(memretstatus);
  else
    output_fault.errortype = bits(2) UNKNOWN;
  if !IsExternalSyncAbort(output_fault) then
    PendSErrortypeInterrupt(output_fault);
    output_fault.statuscode = Fault_None;
  return output_fault;

```

shared/functions/externalaborts/HandleExternalWriteAbort

```

// HandleExternalWriteAbort()
// =====
// Wrapper function for HandleExternalAbort function in case of an External
// Abort on memory write.

HandleExternalWriteAbort(PhysMemRetStatus memstatus, AddressDescriptor memaddrdesc,
                          integer size, AccessDescriptor accdesc)
  iswrite = TRUE;
  HandleExternalAbort(memstatus, iswrite, memaddrdesc, size, accdesc);

```

shared/functions/externalaborts/IsExternalAbortTakenSynchronously

```

// Return an implementation specific value:
// TRUE if the fault returned for the access can be taken synchronously,
// FALSE otherwise.
//
// This might vary between accesses, for example depending on the error type
// or memory type being accessed.
// External aborts on data accesses and translation table walks on data accesses
// can be either synchronous or asynchronous.
//
// When FEAT_DoubleFault is not implemented, External aborts on instruction
// fetches and translation table walks on instruction fetches can be either
// synchronous or asynchronous.
// When FEAT_DoubleFault is implemented, all External abort exceptions on
// instruction fetches and translation table walks on instruction fetches
// must be synchronous.
boolean IsExternalAbortTakenSynchronously(PhysMemRetStatus memstatus,
                                          boolean iswrite,
                                          AddressDescriptor desc,
                                          integer size,
                                          AccessDescriptor accdesc);

```

shared/functions/externalaborts/PEErrorState

```

constant bits(2) Sync_UC = '10'; // Synchronous Uncontainable
constant bits(2) Sync_UER = '00'; // Synchronous Recoverable
constant bits(2) Sync_UEO = '11'; // Synchronous Restartable
constant bits(2) ASync_UC = '00'; // ASynchronous Uncontainable
constant bits(2) ASync_UER = '01'; // ASynchronous Unrecoverable
constant bits(2) ASync_UER = '11'; // ASynchronous Recoverable
constant bits(2) ASync_UEO = '10'; // ASynchronous Restartable

bits(2) PEErrortype(PhysMemRetStatus memstatus);

```

shared/functions/externalaborts/PendErrorInterrupt

```
// Pend the SError.  
PendErrorInterrupt(FaultRecord fault);
```

shared/functions/float/fixedtofp/FixedToFP

```
// FixedToFP()  
// =====  
  
// Convert M-bit fixed point 'op' with FBITS fractional bits to  
// N-bit precision floating point, controlled by UNSIGNED and ROUNDING.  
  
bits(N) FixedToFP(bits(M) op, integer fbits, boolean unsigned, FPCRTYPE fpcr, FPRounding rounding)  
  
    assert N IN {16,32,64};  
    assert M IN {16,32,64};  
    bits(N) result;  
    assert fbits >= 0;  
    assert rounding != FPRounding_ODD;  
  
    // Correct signed-ness  
    int_operand = Int(op, unsigned);  
  
    // Scale by fractional bits and generate a real value  
    real_operand = Real(int_operand) / 2.0^fbits;  
  
    if real_operand == 0.0 then  
        result = FPZero('0');  
    else  
        result = FPRound(real_operand, fpcr, rounding);  
  
    return result;
```

shared/functions/float/fpabs/FPAbs

```
// FPAbs()  
// =====  
  
bits(N) FPAbs(bits(N) op)  
  
    assert N IN {16,32,64};  
  
    return '0' : op<N-2:0>;
```

shared/functions/float/fpadd/FPAdd

```
// FPAdd()  
// =====  
  
bits(N) FPAdd(bits(N) op1, bits(N) op2, FPCRTYPE fpcr)  
  
    assert N IN {16,32,64};  
    rounding = FPRoundingMode(fpcr);  
  
    (type1,sign1,value1) = FPUntpack(op1, fpcr);  
    (type2,sign2,value2) = FPUntpack(op2, fpcr);  
  
    (done,result) = FPProcessNaNs(type1, type2, op1, op2, fpcr);  
    if !done then  
        inf1 = (type1 == FPTYPE_Infinity); inf2 = (type2 == FPTYPE_Infinity);  
        zero1 = (type1 == FPTYPE_Zero); zero2 = (type2 == FPTYPE_Zero);  
        if inf1 && inf2 && sign1 == NOT(sign2) then
```

```

    result = FPDefaultNaN();
    FPProcessException(FPExc_InvalidOp, fpcr);
  elseif (inf1 && sign1 == '0') || (inf2 && sign2 == '0') then
    result = FPInfinity('0');
  elseif (inf1 && sign1 == '1') || (inf2 && sign2 == '1') then
    result = FPInfinity('1');
  elseif zero1 && zero2 && sign1 == sign2 then
    result = FPZero(sign1);
  else
    result_value = value1 + value2;
    if result_value == 0.0 then // Sign of exact zero result depends on rounding mode
      result_sign = if rounding == FPRounding_NEGINF then '1' else '0';
      result = FPZero(result_sign);
    else
      result = FPRound(result_value, fpcr, rounding);

return result;

```

shared/functions/float/fpcmpare/FPCompare

```

// FPCompare()
// =====

bits(4) FPCompare(bits(N) op1, bits(N) op2, boolean signal_nans, FPCRTYPE fpcr)

assert N IN {16,32,64};
(type1,sign1,value1) = FPUntpack(op1, fpcr);
(type2,sign2,value2) = FPUntpack(op2, fpcr);

bits(4) result;
if type1 IN {FPTYPE_SNaN, FPTYPE_QNaN} || type2 IN {FPTYPE_SNaN, FPTYPE_QNaN} then
  result = '0011';
  if type1 == FPTYPE_SNaN || type2 == FPTYPE_SNaN || signal_nans then
    FPProcessException(FPExc_InvalidOp, fpcr);
else
  // All non-NaN cases can be evaluated on the values produced by FPUntpack()
  if value1 == value2 then
    result = '0110';
  elseif value1 < value2 then
    result = '1000';
  else // value1 > value2
    result = '0010';

return result;

```

shared/functions/float/fpcmpareeq/FPCompareEQ

```

// FPCompareEQ()
// =====

boolean FPCompareEQ(bits(N) op1, bits(N) op2, FPCRTYPE fpcr)

assert N IN {16,32,64};
(type1,sign1,value1) = FPUntpack(op1, fpcr);
(type2,sign2,value2) = FPUntpack(op2, fpcr);

boolean result;
if type1 IN {FPTYPE_SNaN, FPTYPE_QNaN} || type2 IN {FPTYPE_SNaN, FPTYPE_QNaN} then
  result = FALSE;
  if type1 == FPTYPE_SNaN || type2 == FPTYPE_SNaN then
    FPProcessException(FPExc_InvalidOp, fpcr);
else
  // All non-NaN cases can be evaluated on the values produced by FPUntpack()
  result = (value1 == value2);

```

```
return result;
```

shared/functions/float/fpcmparege/FPCompareGE

```
// FPCompareGE()
// =====

boolean FPCompareGE(bits(N) op1, bits(N) op2, FPCRTYPE fpcr)

    assert N IN {16,32,64};
    (type1,sign1,value1) = FPUunpack(op1, fpcr);
    (type2,sign2,value2) = FPUunpack(op2, fpcr);

    boolean result;
    if type1 IN {FPTYPE_SNaN, FPTYPE_QNaN} || type2 IN {FPTYPE_SNaN, FPTYPE_QNaN} then
        result = FALSE;
        FPPROCESSException(FPEXC_InvalidOp, fpcr);
    else
        // All non-NaN cases can be evaluated on the values produced by FPUunpack()
        result = (value1 >= value2);

    return result;
```

shared/functions/float/fpcmparegt/FPCompareGT

```
// FPCompareGT()
// =====

boolean FPCompareGT(bits(N) op1, bits(N) op2, FPCRTYPE fpcr)

    assert N IN {16,32,64};
    (type1,sign1,value1) = FPUunpack(op1, fpcr);
    (type2,sign2,value2) = FPUunpack(op2, fpcr);

    boolean result;
    if type1 IN {FPTYPE_SNaN, FPTYPE_QNaN} || type2 IN {FPTYPE_SNaN, FPTYPE_QNaN} then
        result = FALSE;
        FPPROCESSException(FPEXC_InvalidOp, fpcr);
    else
        // All non-NaN cases can be evaluated on the values produced by FPUunpack()
        result = (value1 > value2);

    return result;
```

shared/functions/float/fpconvert/FPConvert

```
// FPConvert()
// =====

// Convert floating point 'op' with N-bit precision to M-bit precision,
// with rounding controlled by ROUNDING.
// This is used by the FP-to-FP conversion instructions and so for
// half-precision data ignores FZ16, but observes AHP.

bits(M) FPConvert(bits(N) op, FPCRTYPE fpcr, FPRounding rounding)

    assert M IN {16,32,64};
    assert N IN {16,32,64};
    bits(M) result;

    // Unpack floating-point operand optionally with flush-to-zero.
    (fptype,sign,value) = FPUunpackCV(op, fpcr);
```



```

alt_hp = (M == 16) && (fpcr.AHP == '1');

if fptype == FPType_SNaN || fptype == FPType_QNaN then
  if alt_hp then
    result = FPZero(sign);
  elseif fpcr.DN == '1' then
    result = FPDefaultNaN();
  else
    result = FPConvertNaN(op);
    if fptype == FPType_SNaN || alt_hp then
      FPProcessException(FPExc_InvalidOp, fpcr);
  elseif fptype == FPType_Infinity then
    if alt_hp then
      result = sign:Ones(M-1);
      FPProcessException(FPExc_InvalidOp, fpcr);
    else
      result = FPInfinity(sign);
  elseif fptype == FPType_Zero then
    result = FPZero(sign);
  else
    result = FPRoundCV(value, fpcr, rounding);

return result;

// FPConvert()
// =====

bits(M) FPConvert(bits(N) op, FPCRTYPE fpcr)
  return FPConvert(op, fpcr, FPRoundingMode(fpcr));

```

shared/functions/float/fpconvertnan/FPConvertNaN

```

// FPConvertNaN()
// =====
// Converts a NaN of one floating-point type to another

bits(M) FPConvertNaN(bits(N) op)

  assert N IN {16,32,64};
  assert M IN {16,32,64};
  bits(M) result;
  bits(51) frac;

  sign = op<N-1>;

  // Unpack payload from input NaN
  case N of
    when 64 frac = op<50:0>;
    when 32 frac = op<21:0>:Zeros(29);
    when 16 frac = op<8:0>:Zeros(42);

  // Repack payload into output NaN, while
  // converting an SNaN to a QNaN.
  case M of
    when 64 result = sign:Ones(M-52):frac;
    when 32 result = sign:Ones(M-23):frac<50:29>;
    when 16 result = sign:Ones(M-10):frac<50:42>;

return result;

```

shared/functions/float/fpcrtype/FPCRTType

```
type FPCRTType;
```

shared/functions/float/fpdecoderm/FPDecodeRM

```
// FPDecodeRM()
// =====

// Decode most common AArch32 floating-point rounding encoding.

FPRounding FPDecodeRM(bits(2) rm)

    FPRounding result;
    case rm of
        when '00' result = FPRounding_TIEAWAY; // A
        when '01' result = FPRounding_TIEEVEN; // N
        when '10' result = FPRounding_POSINF; // P
        when '11' result = FPRounding_NEGINF; // M

    return result;
```

shared/functions/float/fpdecoderounding/FPDecodeRounding

```
// FPDecodeRounding()
// =====

// Decode floating-point rounding mode and common AArch64 encoding.

FPRounding FPDecodeRounding(bits(2) rmode)
    case rmode of
        when '00' return FPRounding_TIEEVEN; // N
        when '01' return FPRounding_POSINF; // P
        when '10' return FPRounding_NEGINF; // M
        when '11' return FPRounding_ZERO; // Z
```

shared/functions/float/fpdefaultnan/FPDefaultNaN

```
// FPDefaultNaN()
// =====

bits(N) FPDefaultNaN()

    assert N IN {16,32,64};
    constant integer E = (if N == 16 then 5 elsif N == 32 then 8 else 11);
    constant integer F = N - (E + 1);
    bit sign = '0';

    bits(E) exp = Ones(E);
    bits(F) frac = '1':Zeros(F-1);

    return sign : exp : frac;
```

shared/functions/float/fpdiv/FPDiv

```
// FPDiv()
// =====

bits(N) FPDiv(bits(N) op1, bits(N) op2, FPCRTType fpcr)

    assert N IN {16,32,64};
```

```
(type1,sign1,value1) = FPUnpack(op1, fpcr);
(type2,sign2,value2) = FPUnpack(op2, fpcr);
(done,result) = FPProcessNaNs(type1, type2, op1, op2, fpcr);

if !done then
  inf1 = type1 == FPType_Infinity;
  inf2 = type2 == FPType_Infinity;
  zero1 = type1 == FPType_Zero;
  zero2 = type2 == FPType_Zero;

  if (inf1 && inf2) || (zero1 && zero2) then
    result = FPDefaultNaN();
    FPProcessException(FPExc_InvalidOp, fpcr);
  elseif inf1 || zero2 then
    result = FPInfinity(sign1 EOR sign2);
    if !inf1 then FPProcessException(FPExc_DivideByZero, fpcr);
  elseif zero1 || inf2 then
    result = FPZero(sign1 EOR sign2);
  else
    result = FPRound(value1/value2, fpcr);

return result;
```

shared/functions/float/fpexc/FPExc

```
enumeration FPExc      {FPExc_InvalidOp, FPExc_DivideByZero, FPExc_Overflow,
                        FPExc_Underflow, FPExc_Inexact, FPExc_InputDenorm};
```

shared/functions/float/fpinfinity/FPInfinity

```
// FPInfinity()
// =====

bits(N) FPInfinity(bit sign)

  assert N IN {16,32,64};
  constant integer E = (if N == 16 then 5 elseif N == 32 then 8 else 11);
  constant integer F = N - (E + 1);
  bits(E) exp = Ones(E);
  bits(F) frac = Zeros(F);

  return sign : exp : frac;
```

shared/functions/float/fpmax/FPMax

```
// FPMax()
// =====
// Compare two inputs and return the greater value after rounding. The
// 'fpcr' argument supplies the FPCR control bits.

bits(N) FPMax(bits(N) op1, bits(N) op2, FPCRTYPE fpcr_in)
  assert N IN {16,32,64};
  FPCRTYPE fpcr = fpcr_in;
  (type1,sign1,value1) = FPUnpack(op1, fpcr);
  (type2,sign2,value2) = FPUnpack(op2, fpcr);
  (done,result) = FPProcessNaNs(type1, type2, op1, op2, fpcr);

  if !done then
    FPTYPE fptype;
    bit sign;
    real value;
    if value1 > value2 then
      (fptype,sign,value) = (type1,sign1,value1);
```

```

else
  (fptype,sign,value) = (type2,sign2,value2);
if fptype == FPType_Infinity then
  result = FPInfinity(sign);
elseif fptype == FPType_Zero then
  sign = sign1 AND sign2;          // Use most positive sign
  result = FPZero(sign);
else
  // The use of FPRound() covers the case where there is a trapped underflow exception
  // for a denormalized number even though the result is exact.
  rounding = FPRoundingMode(fpcr);
  result = FPRound(value, fpcr, rounding);

return result;

```

shared/functions/float/fpmaxnormal/FPMaxNormal

```

// FPMaxNormal()
// =====

bits(N) FPMaxNormal(bit sign)

  assert N IN {16,32,64};
  constant integer E = (if N == 16 then 5 elsif N == 32 then 8 else 11);
  constant integer F = N - (E + 1);
  exp = Ones(E-1):'0';
  frac = Ones(F);

  return sign : exp : frac;

```

shared/functions/float/fpmaxnum/FPMaxNum

```

// FPMaxNum()
// =====

bits(N) FPMaxNum(bits(N) op1_in, bits(N) op2_in, FPCRTYPE fpcr)

  assert N IN {16,32,64};
  bits(N) op1 = op1_in;
  bits(N) op2 = op2_in;
  (type1,-,-) = FPUnpack(op1, fpcr);
  (type2,-,-) = FPUnpack(op2, fpcr);

  // Treat a single quiet-NaN as -Infinity.
  if type1 == FPTYPE_QNaN && type2 != FPTYPE_QNaN then
    op1 = FPInfinity('1');
  elsif type1 != FPTYPE_QNaN && type2 == FPTYPE_QNaN then
    op2 = FPInfinity('1');

  result = FPMAX(op1, op2, fpcr);

  return result;

```

shared/functions/float/fpmerge/IsMerging

```

// IsMerging()
// =====
// Returns TRUE if the output elements other than the lowest are taken from
// the destination register.

boolean IsMerging(FPCRTYPE fpcr)
  return FALSE;

```

shared/functions/float/fpmin/FPMin

```
// FPMin()
// =====
// Compare two operands and return the smaller operand after rounding. The
// 'fpcr' argument supplies the FPCR control bits.

bits(N) FPMin(bits(N) op1, bits(N) op2, FPCRTYPE fpcr_in)
  assert N IN {16,32,64};
  FPCRTYPE fpcr = fpcr_in;
  (type1,sign1,value1) = FPUnpack(op1, fpcr);
  (type2,sign2,value2) = FPUnpack(op2, fpcr);
  (done,result) = FPProcessNaNs(type1, type2, op1, op2, fpcr);

  if !done then
    FPTYPE fptype;
    bit sign;
    real value;
    FPRounding rounding;
    if value1 < value2 then
      (fptype,sign,value) = (type1,sign1,value1);
    else
      (fptype,sign,value) = (type2,sign2,value2);
    if fptype == FPTYPE_Infinity then
      result = FPIInfinity(sign);
    elsif fptype == FPTYPE_Zero then
      sign = sign1 OR sign2;           // Use most negative sign
      result = FPZero(sign);
    else
      // The use of FPRound() covers the case where there is a trapped underflow exception
      // for a denormalized number even though the result is exact.
      rounding = FPRoundingMode(fpcr);
      result = FPRound(value, fpcr, rounding);

  return result;
```

shared/functions/float/fpminnum/FPMinNum

```
// FPMinNum()
// =====

bits(N) FPMinNum(bits(N) op1_in, bits(N) op2_in, FPCRTYPE fpcr)

  assert N IN {16,32,64};
  bits(N) op1 = op1_in;
  bits(N) op2 = op2_in;
  (type1,-,-) = FPUnpack(op1, fpcr);
  (type2,-,-) = FPUnpack(op2, fpcr);

  // Treat a single quiet-NaN as +Infinity.
  if type1 == FPTYPE_QNaN && type2 != FPTYPE_QNaN then
    op1 = FPIInfinity('0');
  elsif type1 != FPTYPE_QNaN && type2 == FPTYPE_QNaN then
    op2 = FPIInfinity('0');

  result = FPMin(op1, op2, fpcr);

  return result;
```

shared/functions/float/fpmul/FPMul

```
// FPMul()
// =====
```

```

bits(N) FPMul(bits(N) op1, bits(N) op2, FPCRTYPE fpcr)

assert N IN {16,32,64};
(type1,sign1,value1) = FPUntpack(op1, fpcr);
(type2,sign2,value2) = FPUntpack(op2, fpcr);
(done,result) = FPProcessNaNs(type1, type2, op1, op2, fpcr);
if !done then
  inf1 = (type1 == FPTYPE_Infinity);
  inf2 = (type2 == FPTYPE_Infinity);
  zero1 = (type1 == FPTYPE_Zero);
  zero2 = (type2 == FPTYPE_Zero);

  if (inf1 && zero2) || (zero1 && inf2) then
    result = FPDefaultNaN();
    FPProcessException(FPExc_InvalidOp, fpcr);
  elseif inf1 || inf2 then
    result = FPinfinity(sign1 EOR sign2);
  elseif zero1 || zero2 then
    result = FPZero(sign1 EOR sign2);
  else
    result = FPRound(value1*value2, fpcr);

return result;

```

shared/functions/float/fpmuladd/FPMulAdd

```

// FPMulAdd()
// =====
//
// Calculates addend + op1*op2 with a single rounding. The 'fpcr' argument
// supplies the FPCR control bits.

bits(N) FPMulAdd(bits(N) addend, bits(N) op1, bits(N) op2, FPCRTYPE fpcr)
assert N IN {16,32,64};

(typeA,signA,valueA) = FPUntpack(addend, fpcr);
(type1,sign1,value1) = FPUntpack(op1, fpcr);
(type2,sign2,value2) = FPUntpack(op2, fpcr);
rounding = FPRoundingMode(fpcr);
inf1 = (type1 == FPTYPE_Infinity); zero1 = (type1 == FPTYPE_Zero);
inf2 = (type2 == FPTYPE_Infinity); zero2 = (type2 == FPTYPE_Zero);

(done,result) = FPProcessNaNs3(typeA, type1, type2, addend, op1, op2, fpcr);

if typeA == FPTYPE_QNaN && ((inf1 && zero2) || (zero1 && inf2)) then
  result = FPDefaultNaN();
  FPProcessException(FPExc_InvalidOp, fpcr);

if !done then
  infA = (typeA == FPTYPE_Infinity); zeroA = (typeA == FPTYPE_Zero);

  // Determine sign and type product will have if it does not cause an
  // Invalid Operation.
  signP = sign1 EOR sign2;
  infP = inf1 || inf2;
  zeroP = zero1 || zero2;

  // Non SNaN-generated Invalid Operation cases are multiplies of zero
  // by infinity and additions of opposite-signed infinities.
  invalidop = (inf1 && zero2) || (zero1 && inf2) || (infA && infP && signA != signP);

  if invalidop then
    result = FPDefaultNaN();
    FPProcessException(FPExc_InvalidOp, fpcr);
  // Other cases involving infinities produce an infinity of the same sign.
  elseif (infA && signA == '0') || (infP && signP == '0') then

```

```

    result = FPInfinity('0');
  elseif (infA && signA == '1') || (infP && signP == '1') then
    result = FPInfinity('1');

  // Cases where the result is exactly zero and its sign is not determined by the
  // rounding mode are additions of same-signed zeros.
  elseif zeroA && zeroP && signA == signP then
    result = FPZero(signA);

  // Otherwise calculate numerical result and round it.
  else
    result_value = valueA + (value1 * value2);
    if result_value == 0.0 then // Sign of exact zero result depends on rounding mode
      result_sign = if rounding == FPRounding_NEGINF then '1' else '0';
      result = FPZero(result_sign);
    else
      result = FPRound(result_value, fpcr);

  return result;

```

shared/functions/float/fpmuladdh/FPMulAddH

```

// FPMulAddH()
// =====
// Calculates addend + op1*op2.

bits(N) FPMulAddH(bits(N) addend, bits(N DIV 2) op1, bits(N DIV 2) op2, FPCRTYPE fpcr)

  assert N == 32;
  rounding = FPRoundingMode(fpcr);
  (typeA,signA,valueA) = FPUnpack(addend, fpcr);
  (type1,sign1,value1) = FPUnpack(op1, fpcr);
  (type2,sign2,value2) = FPUnpack(op2, fpcr);
  inf1 = (type1 == FPTYPE_Infinity); zero1 = (type1 == FPTYPE_Zero);
  inf2 = (type2 == FPTYPE_Infinity); zero2 = (type2 == FPTYPE_Zero);

  (done,result) = FPPROCESSNaNs3H(typeA, type1, type2, addend, op1, op2, fpcr);

  if typeA == FPTYPE_QNaN && ((inf1 && zero2) || (zero1 && inf2)) then
    result = FPDefaultNaN();
    FPPROCESSException(FPEXC_InvalidOp, fpcr);

  if !done then
    infA = (typeA == FPTYPE_Infinity); zeroA = (typeA == FPTYPE_Zero);

    // Determine sign and type product will have if it does not cause an
    // Invalid Operation.
    signP = sign1 EOR sign2;
    infP = inf1 || inf2;
    zeroP = zero1 || zero2;

    // Non SNaN-generated Invalid Operation cases are multiplies of zero by infinity and
    // additions of opposite-signed infinities.
    invalidop = (inf1 && zero2) || (zero1 && inf2) || (infA && infP && signA != signP);

    if invalidop then
      result = FPDefaultNaN();
      FPPROCESSException(FPEXC_InvalidOp, fpcr);

    // Other cases involving infinities produce an infinity of the same sign.
    elseif (infA && signA == '0') || (infP && signP == '0') then
      result = FPInfinity('0');
    elseif (infA && signA == '1') || (infP && signP == '1') then
      result = FPInfinity('1');

  // Cases where the result is exactly zero and its sign is not determined by the

```

```

// rounding mode are additions of same-signed zeros.
elseif zeroA && zeroP && signA == signP then
    result = FPZero(signA);

// Otherwise calculate numerical result and round it.
else
    result_value = valueA + (value1 * value2);
    if result_value == 0.0 then // Sign of exact zero result depends on rounding mode
        result_sign = if rounding == FPRounding_NEGINF then '1' else '0';
        result = FPZero(result_sign);
    else
        result = FPRound(result_value, fpcr);

return result;

```

shared/functions/float/fpmuladdh/FPPProcessNaNs3H

```

// FPPProcessNaNs3H()
// =====

(boolean, bits(N)) FPPProcessNaNs3H(FPType type1, FPType type2, FPType type3,
                                     bits(N) op1, bits(N DIV 2) op2, bits(N DIV 2) op3,
                                     FPCRTYPE fpcr)

assert N IN {32,64};

bits(N) result;
boolean done;
if type1 == FPTYPE_SNaN then
    done = TRUE; result = FPPProcessNaN(type1, op1, fpcr);
elseif type2 == FPTYPE_SNaN then
    done = TRUE; result = FPConvertNaN(FPPProcessNaN(type2, op2, fpcr));
elseif type3 == FPTYPE_SNaN then
    done = TRUE; result = FPConvertNaN(FPPProcessNaN(type3, op3, fpcr));
elseif type1 == FPTYPE_QNaN then
    done = TRUE; result = FPPProcessNaN(type1, op1, fpcr);
elseif type2 == FPTYPE_QNaN then
    done = TRUE; result = FPConvertNaN(FPPProcessNaN(type2, op2, fpcr));
elseif type3 == FPTYPE_QNaN then
    done = TRUE; result = FPConvertNaN(FPPProcessNaN(type3, op3, fpcr));
else
    done = FALSE; result = Zeros(); // 'Don't care' result

return (done, result);

```

shared/functions/float/fpmulx/FPMuIX

```

// FPMuIX()
// =====

bits(N) FPMuIX(bits(N) op1, bits(N) op2, FPCRTYPE fpcr)

assert N IN {16,32,64};
bits(N) result;
boolean done;
(type1,sign1,value1) = FPUnpack(op1, fpcr);
(type2,sign2,value2) = FPUnpack(op2, fpcr);

(done,result) = FPPProcessNaNs(type1, type2, op1, op2, fpcr);
if !done then
    inf1 = (type1 == FPTYPE_Infinity);
    inf2 = (type2 == FPTYPE_Infinity);
    zero1 = (type1 == FPTYPE_Zero);
    zero2 = (type2 == FPTYPE_Zero);

```



```

    if (inf1 && zero2) || (zero1 && inf2) then
        result = FPTwo(sign1 EOR sign2);
    elsif inf1 || inf2 then
        result = FPinfinity(sign1 EOR sign2);
    elsif zero1 || zero2 then
        result = FPZero(sign1 EOR sign2);
    else
        result = FPRound(value1*value2, fpcr);

return result;

```

shared/functions/float/fpneg/FPNeg

```

// FPNeg()
// =====

bits(N) FPNeg(bits(N) op)

    assert N IN {16,32,64};

    return NOT(op<N-1>) : op<N-2:0>;

```

shared/functions/float/fponepointfive/FPOnePointFive

```

// FPOnePointFive()
// =====

bits(N) FPOnePointFive(bit sign)

    assert N IN {16,32,64};
    constant integer E = (if N == 16 then 5 elsif N == 32 then 8 else 11);
    constant integer F = N - (E + 1);
    exp = '0':Ones(E-1);
    frac = '1':Zeros(F-1);
    result = sign : exp : frac;

return result;

```

shared/functions/float/fpprocessexception/FPProcessException

```

// FPProcessException()
// =====
//
// The 'fpcr' argument supplies FPCR control bits. Status information is
// updated directly in the FPSR where appropriate.

FPProcessException(FPExc exception, FPCRType fpcr)

    integer cumul;
    // Determine the cumulative exception bit number
    case exception of
        when FPExc_InvalidOp      cumul = 0;
        when FPExc_DivideByZero   cumul = 1;
        when FPExc_Overflow       cumul = 2;
        when FPExc_Underflow      cumul = 3;
        when FPExc_Inexact        cumul = 4;
        when FPExc_InputDenorm    cumul = 7;
    enable = cumul + 8;
    if fpcr<enable> == '1' then
        // Trapping of the exception enabled.
        // It is IMPLEMENTATION DEFINED whether the enable bit may be set at all,
        // and if so then how exceptions and in what order that they may be

```

```

// accumulated before calling FPTrappedException().
bits(8) accumulated_exceptions = GetAccumulatedFPExceptions();
accumulated_exceptions<cumul> = '1';
if boolean IMPLEMENTATION_DEFINED "Support trapping of floating-point exceptions" then
  if UsingAArch32() then
    AArch32.FPTrappedException(accumulated_exceptions);
  else
    is_ase = IsASEInstruction();
    AArch64.FPTrappedException(is_ase, accumulated_exceptions);
else
  // The exceptions generated by this instruction are accumulated by the PE and
  // FPTrappedException is called later during its execution, before the next
  // instruction is executed. This field is cleared at the start of each FP instruction.
  SetAccumulatedFPExceptions(accumulated_exceptions);
elseif UsingAArch32() then
  // Set the cumulative exception bit
  FPSR<cumul> = '1';
else
  // Set the cumulative exception bit
  FPSR<cumul> = '1';

return;

```

shared/functions/float/fprocessnan/FPProcessNaN

```

// FPProcessNaN()
// =====
// Handle NaN input operands, returning the operand or default NaN value
// if fpcr.DN is selected. The 'fpcr' argument supplies the FPCR control bits.

bits(N) FPProcessNaN(FPType fptype, bits(N) op, FPCRTYPE fpcr)
  assert N IN {16,32,64};
  assert fptype IN {FPType_QNaN, FPType_SNaN};
  integer topfrac;

  case N of
    when 16 topfrac = 9;
    when 32 topfrac = 22;
    when 64 topfrac = 51;

  result = op;
  if fptype == FPType_SNaN then
    result<topfrac> = '1';
    FPProcessException(FPExc_InvalidOp, fpcr);
  if fpcr.DN == '1' then // DefaultNaN requested
    result = FPDefaultNaN();

  return result;

```

shared/functions/float/fprocessnans/FPProcessNaNs

```

// FPProcessNaNs()
// =====
//
// The boolean part of the return value says whether a NaN has been found and
// processed. The bits(N) part is only relevant if it has and supplies the
// result of the operation.
//
// The 'fpcr' argument supplies FPCR control bits. Status information is
// updated directly in the FPSR where appropriate.

(boolean, bits(N)) FPProcessNaNs(FPType type1, FPType type2, bits(N) op1,
  bits(N) op2, FPCRTYPE fpcr)
  assert N IN {16,32,64};

```

```

boolean done;
bits(N) result;
if type1 == FPType_SNaN then
    done = TRUE; result = FPProcessNaN(type1, op1, fpcr);
elseif type2 == FPType_SNaN then
    done = TRUE; result = FPProcessNaN(type2, op2, fpcr);
elseif type1 == FPType_QNaN then
    done = TRUE; result = FPProcessNaN(type1, op1, fpcr);
elseif type2 == FPType_QNaN then
    done = TRUE; result = FPProcessNaN(type2, op2, fpcr);
else
    done = FALSE; result = Zeros(); // 'Don't care' result
return (done, result);

```

shared/functions/float/fpprocessnans3/FPProcessNaNs3

```

// FPProcessNaNs3()
// =====
//
// The boolean part of the return value says whether a NaN has been found and
// processed. The bits(N) part is only relevant if it has and supplies the
// result of the operation.
//
// The 'fpcr' argument supplies FPCR control bits. Status information is
// updated directly in the FPSR where appropriate.

(boolean, bits(N)) FPProcessNaNs3(FPType type1, FPType type2, FPType type3,
                                  bits(N) op1, bits(N) op2, bits(N) op3,
                                  FPCRTYPE fpcr)

assert N IN {16,32,64};
bits(N) result;
boolean done;

if type1 == FPType_SNaN then
    done = TRUE; result = FPProcessNaN(type1, op1, fpcr);
elseif type2 == FPType_SNaN then
    done = TRUE; result = FPProcessNaN(type2, op2, fpcr);
elseif type3 == FPType_SNaN then
    done = TRUE; result = FPProcessNaN(type3, op3, fpcr);
elseif type1 == FPType_QNaN then
    done = TRUE; result = FPProcessNaN(type1, op1, fpcr);
elseif type2 == FPType_QNaN then
    done = TRUE; result = FPProcessNaN(type2, op2, fpcr);
elseif type3 == FPType_QNaN then
    done = TRUE; result = FPProcessNaN(type3, op3, fpcr);
else
    done = FALSE; result = Zeros(); // 'Don't care' result
return (done, result);

```

shared/functions/float/fpreciestimate/FPrecipEstimate

```

// FPrecipEstimate()
// =====

bits(N) FPrecipEstimate(bits(N) operand, FPCRTYPE fpcr_in)

assert N IN {16,32,64};
FPCRTYPE fpcr = fpcr_in;
bits(N) result;
boolean overflow_to_inf;
(ftype,sign,value) = FPUunpack(operand, fpcr);

FPRounding rounding = FPRoundingMode(fpcr);
if ftype == FPType_SNaN || ftype == FPType_QNaN then

```

```

    result = FPProcessNaN(fptype, operand, fpcr);
  elseif fptype == FPTYPE_Infinity then
    result = FPZero(sign);
  elseif fptype == FPTYPE_Zero then
    result = FPInfinity(sign);
    FPProcessException(FPExc_DivideByZero, fpcr);
  elseif (
    (N == 16 && Abs(value) < 2.0^-16) ||
    (N == 32 && Abs(value) < 2.0^-128) ||
    (N == 64 && Abs(value) < 2.0^-1024)
  ) then
    case rounding of
      when FPRounding_TIEEVEN
        overflow_to_inf = TRUE;
      when FPRounding_POSINF
        overflow_to_inf = (sign == '0');
      when FPRounding_NEGINF
        overflow_to_inf = (sign == '1');
      when FPRounding_ZERO
        overflow_to_inf = FALSE;
    result = if overflow_to_inf then FPInfinity(sign) else FPMaxNormal(sign);
    FPProcessException(FPExc_Overflow, fpcr);
    FPProcessException(FPExc_Inexact, fpcr);
  elseif ((fpcr.FZ == '1' && N != 16) || (fpcr.FZ16 == '1' && N == 16))
    && (
      (N == 16 && Abs(value) >= 2.0^14) ||
      (N == 32 && Abs(value) >= 2.0^126) ||
      (N == 64 && Abs(value) >= 2.0^1022)
    ) then
    // Result flushed to zero of correct sign
    result = FPZero(sign);

    // Flush-to-zero never generates a trapped exception.
    if UsingAArch32() then
      FPSR.UFC = '1';
    else
      FPSR.UFC = '1';
  else
    // Scale to a fixed point value in the range 0.5 <= x < 1.0 in steps of 1/512, and
    // calculate result exponent. Scaled value has copied sign bit,
    // exponent = 1022 = double-precision biased version of -1,
    // fraction = original fraction
    bits(52) fraction;
    integer exp;
    case N of
      when 16
        fraction = operand<9:0> : Zeros(42);
        exp = UInt(operand<14:10>);
      when 32
        fraction = operand<22:0> : Zeros(29);
        exp = UInt(operand<30:23>);
      when 64
        fraction = operand<51:0>;
        exp = UInt(operand<62:52>);

    if exp == 0 then
      if fraction<51> == '0' then
        exp = -1;
        fraction = fraction<49:0>:'00';
      else
        fraction = fraction<50:0>:'0';

    integer scaled = UInt('1':fraction<51:44>);

    integer result_exp;
    case N of
      when 16 result_exp = 29 - exp; // In range 29-30 = -1 to 29+1 = 30
      when 32 result_exp = 253 - exp; // In range 253-254 = -1 to 253+1 = 254

```

```

    when 64 result_exp = 2045 - exp; // In range 2045-2046 = -1 to 2045+1 = 2046

    // Scaled is in range 256 .. 511 representing a fixed-point number in range [0.5 .. 1.0].
    estimate = RecipEstimate(scaled);

    // Estimate is in the range 256 .. 511 representing a fixed-point
    // result in the range [1.0 .. 2.0].
    // Convert to scaled floating point result with copied sign bit,
    // high-order bits from estimate, and exponent calculated above.
    fraction = estimate<7:0> : Zeros(44);

    if result_exp == 0 then
        fraction = '1' : fraction<51:1>;
    elseif result_exp == -1 then
        fraction = '01' : fraction<51:2>;
        result_exp = 0;

    case N of
        when 16 result = sign : result_exp<N-12:0> : fraction<51:42>;
        when 32 result = sign : result_exp<N-25:0> : fraction<51:29>;
        when 64 result = sign : result_exp<N-54:0> : fraction<51:0>;

    return result;
  
```

shared/functions/float/fpreciestimate/RecipEstimate

```

// RecipEstimate()
// =====
// Compute estimate of reciprocal of 9-bit fixed-point number.
//
// a is in range 256 .. 511 representing a number in the range 0.5 <= x < 1.0.
// result is in the range 256 .. 511 representing a number in the range 1.0 to 511/256.

integer RecipEstimate(integer a_in)
    integer a = a_in;
    assert 256 <= a && a < 512;
    a = a*2+1; // Round to nearest
    integer b = (2 ^ 19) DIV a;
    r = (b+1) DIV 2; // Round to nearest
    assert 256 <= r && r < 512;
    return r;
  
```

shared/functions/float/fprecpX/FPRecpX

```

// FPRecpX()
// =====

bits(N) FPRecpX(bits(N) op, FPCRTType fpcr_in)

    assert N IN {16,32,64};
    FPCRTType fpcr = fpcr_in;
    integer esize;
    case N of
        when 16 esize = 5;
        when 32 esize = 8;
        when 64 esize = 11;

    bits(N)      result;
    bits(esize)  exp;
    bits(esize)  max_exp;
    bits(N-(esize+1)) frac = Zeros();

    (fptype,sign,value) = FPUunpack(op, fpcr);
  
```

```

case N of
  when 16 exp = op<10+esize-1:10>;
  when 32 exp = op<23+esize-1:23>;
  when 64 exp = op<52+esize-1:52>;

max_exp = Ones(esize) - 1;

if fptype == FPType_SNaN || fptype == FPType_QNaN then
  result = FPProcessNaN(fptype, op, fpcr);
else
  if IsZero(exp) then           // Zero and denormals
    result = sign:max_exp:frac;
  else                          // Infinities and normals
    result = sign:NOT(exp):frac;

return result;

```

shared/functions/float/fpround/FPRound

```

// FPRound()
// =====
// Used by data processing and int/fixed <-> FP conversion instructions.
// For half-precision data it ignores AHP, and observes FZ16.

bits(N) FPRound(real op, FPCRTType fpcr_in, FPRounding rounding)
  FPCRTType fpcr = fpcr_in;
  fpcr.AHP = '0';
  return FPRoundBase(op, fpcr, rounding);

// FPRound()
// =====

bits(N) FPRound(real op, FPCRTType fpcr)
  return FPRound(op, fpcr, FPRoundingMode(fpcr));

```

shared/functions/float/fpround/FPRoundBase

```

// FPRoundBase()
// =====
// Convert a real number 'op' into an N-bit floating-point value using the
// supplied rounding mode 'rounding'.

bits(N) FPRoundBase(real op, FPCRTType fpcr, FPRounding rounding)
  assert N IN {16,32,64};
  assert op != 0.0;
  assert rounding != FPRounding_TIEAWAY;
  bits(N) result;

  // Obtain format parameters - minimum exponent, numbers of exponent and fraction bits.
  integer minimum_exp;
  integer F;
  integer E;
  if N == 16 then
    minimum_exp = -14; E = 5; F = 10;
  elsif N == 32 then
    minimum_exp = -126; E = 8; F = 23;
  else // N == 64
    minimum_exp = -1022; E = 11; F = 52;

  // Split value into sign, unrounded mantissa and exponent.
  bit sign;
  real mantissa;
  if op < 0.0 then
    sign = '1'; mantissa = -op;

```

```

else
  sign = '0'; mantissa = op;
  exponent = 0;
  while mantissa < 1.0 do
    mantissa = mantissa * 2.0; exponent = exponent - 1;
  while mantissa >= 2.0 do
    mantissa = mantissa / 2.0; exponent = exponent + 1;

  if (((fpcr.FZ == '1' && N != 16) || (fpcr.FZ16 == '1' && N == 16)) &&
      exponent < minimum_exp) then
    // Flush-to-zero never generates a trapped exception.
    if UsingAArch32() then
      FPSR.UFC = '1';
    else
      FPSR.UFC = '1';
    return FPZero(sign);

  // Start creating the exponent value for the result. Start by biasing the actual exponent
  // so that the minimum exponent becomes 1, lower values 0 (indicating possible underflow).
  biased_exp = Max((exponent - minimum_exp) + 1, 0);
  if biased_exp == 0 then mantissa = mantissa / 2.0^(minimum_exp - exponent);

  // Get the unrounded mantissa as an integer, and the "units in last place" rounding error.
  int_mant = RoundDown(mantissa * 2.0^F); // < 2.0^F if biased_exp == 0, >= 2.0^F if not
  error = mantissa * 2.0^F - Real(int_mant);

  // Underflow occurs if exponent is too small before rounding, and result is inexact or
  // the Underflow exception is trapped.
  if biased_exp == 0 && (error != 0.0 || fpcr.UFE == '1') then
    FPProcessException(FPExc_Underflow, fpcr);

  // Round result according to rounding mode.
  boolean round_up;
  boolean overflow_to_inf;
  case rounding of
    when FPRounding_TIEEVEN
      round_up = (error > 0.5 || (error == 0.5 && int_mant<0> == '1'));
      overflow_to_inf = TRUE;
    when FPRounding_POSINF
      round_up = (error != 0.0 && sign == '0');
      overflow_to_inf = (sign == '0');
    when FPRounding_NEGINF
      round_up = (error != 0.0 && sign == '1');
      overflow_to_inf = (sign == '1');
    when FPRounding_ZERO, FPRounding_ODD
      round_up = FALSE;
      overflow_to_inf = FALSE;

  if round_up then
    int_mant = int_mant + 1;
    if int_mant == 2^F then // Rounded up from denormalized to normalized
      biased_exp = 1;
    if int_mant == 2^(F+1) then // Rounded up to next exponent
      biased_exp = biased_exp + 1;
      int_mant = int_mant DIV 2;

  // Handle rounding to odd
  if error != 0.0 && rounding == FPRounding_ODD then
    int_mant<0> = '1';

  // Deal with overflow and generate result.
  if N != 16 || fpcr.AHP == '0' then // Single, double or IEEE half precision
    if biased_exp >= 2^E - 1 then
      result = if overflow_to_inf then FPInfinity(sign) else FPMMaxNormal(sign);
      FPProcessException(FPExc_Overflow, fpcr);
      error = 1.0; // Ensure that an Inexact exception occurs
    else
      result = sign : biased_exp<(N-F)-2:0> : int_mant<F-1:0>;

```

```

else // Alternative half precision
  if biased_exp >= 2^E then
    result = sign : Ones(N-1);
    FPProcessException(FPExc_InvalidOp, fpcr);
    error = 0.0; // Ensure that an Inexact exception does not occur
  else
    result = sign : biased_exp<(N-F)-2:0> : int_mant<F-1:0>;

// Deal with Inexact exception.
if error != 0.0 then
  FPProcessException(FPExc_Inexact, fpcr);

return result;

```

shared/functions/float/fpround/FPRoundCV

```

// FPRoundCV()
// =====
// Used for FP <-> FP conversion instructions.
// For half-precision data ignores FZ16 and observes AHP.

bits(N) FPRoundCV(real op, FPCRTYPE fpcr_in, FPRounding rounding)
  FPCRTYPE fpcr = fpcr_in;
  fpcr.FZ16 = '0';
  return FPRoundBase(op, fpcr, rounding);

```

shared/functions/float/fprounding/FPRounding

```

enumeration FPRounding {FPRounding_TIEEVEN, FPRounding_POSINF,
                        FPRounding_NEGINF, FPRounding_ZERO,
                        FPRounding_TIEAWAY, FPRounding_ODD};

```

shared/functions/float/fproundingmode/FPRoundingMode

```

// FPRoundingMode()
// =====
// Return the current floating-point rounding mode.

FPRounding FPRoundingMode(FPCRTYPE fpcr)
  return FPDecodeRounding(fpcr.RMode);

```

shared/functions/float/fproundint/FPRoundInt

```

// FPRoundInt()
// =====

// Round op to nearest integral floating point value using rounding mode in FPCR/FPSCR.
// If EXACT is TRUE, set FPSR.IXC if result is not numerically equal to op.

bits(N) FPRoundInt(bits(N) op, FPCRTYPE fpcr, FPRounding rounding, boolean exact)

  assert rounding != FPRounding_ODD;
  assert N IN {16,32,64};

  // Unpack using FPCR to determine if subnormals are flushed-to-zero.
  (fptype,sign,value) = FPUnpack(op, fpcr);

  bits(N) result;
  if fptype == FPTYPE_SNaN || fptype == FPTYPE_QNaN then
    result = FPProcessNaN(fptype, op, fpcr);
  elsif fptype == FPTYPE_Infinity then

```



```

    result = FPInfinity(sign);
  elsif fptype == FPType_Zero then
    result = FPZero(sign);
  else
    // Extract integer component.
    int_result = RoundDown(value);
    error = value - Real(int_result);

    // Determine whether supplied rounding mode requires an increment.
    boolean round_up;
    case rounding of
      when FPRounding_TIEEVEN
        round_up = (error > 0.5 || (error == 0.5 && int_result<0> == '1'));
      when FPRounding_POSINF
        round_up = (error != 0.0);
      when FPRounding_NEGINF
        round_up = FALSE;
      when FPRounding_ZERO
        round_up = (error != 0.0 && int_result < 0);
      when FPRounding_TIEAWAY
        round_up = (error > 0.5 || (error == 0.5 && int_result >= 0));

    if round_up then int_result = int_result + 1;

    // Convert integer value into an equivalent real value.
    real_result = Real(int_result);

    // Re-encode as a floating-point value, result is always exact.
    if real_result == 0.0 then
      result = FPZero(sign);
    else
      result = FPRound(real_result, fpcr, FPRounding_ZERO);

    // Generate inexact exceptions.
    if error != 0.0 && exact then
      FPProcessException(FPExc_Inexact, fpcr);

  return result;

```

shared/functions/float/fproundintn/FPRoundIntN

```

// FPRoundIntN()
// =====

bits(N) FPRoundIntN(bits(N) op, FPCRTYPE fpcr, FPRounding rounding, integer intsize)
  assert rounding != FPRounding_ODD;
  assert N IN {32,64};
  assert intsize IN {32, 64};
  integer exp;
  bits(N) result;
  boolean round_up;
  constant integer E = (if N == 32 then 8 else 11);
  constant integer F = N - (E + 1);

  // Unpack using FPCR to determine if subnormals are flushed-to-zero.
  (fptype,sign,value) = FPUnpack(op, fpcr);

  if fptype IN {FPTYPE_SNaN, FPTYPE_QNaN, FPTYPE_Infinity} then
    if N == 32 then
      exp = 126 + intsize;
      result = '1':exp<(E-1):0>:Zeros(F);
    else
      exp = 1022+intsize;
      result = '1':exp<(E-1):0>:Zeros(F);
      FPProcessException(FPExc_InvalidOp, fpcr);
  elsif fptype == FPTYPE_Zero then

```

```

    result = FPZero(sign);
  else
    // Extract integer component.
    int_result = RoundDown(value);
    error = value - Real(int_result);

    // Determine whether supplied rounding mode requires an increment.
    case rounding of
      when FPRounding_TIEEVEN
        round_up = error > 0.5 || (error == 0.5 && int_result<0> == '1');
      when FPRounding_POSINF
        round_up = error != 0.0;
      when FPRounding_NEGINF
        round_up = FALSE;
      when FPRounding_ZERO
        round_up = error != 0.0 && int_result < 0;
      when FPRounding_TIEAWAY
        round_up = error > 0.5 || (error == 0.5 && int_result >= 0);

    if round_up then int_result = int_result + 1;
    overflow = int_result > 2^(intsize-1)-1 || int_result < -1*2^(intsize-1);

    if overflow then
      if N == 32 then
        exp = 126 + intsize;
        result = '1':exp<(E-1):0>:Zeros(F);
      else
        exp = 1022 + intsize;
        result = '1':exp<(E-1):0>:Zeros(F);
        FPPProcessException(FPExc_InvalidOp, fpcr);
        // This case shouldn't set Inexact.
        error = 0.0;

    else
      // Convert integer value into an equivalent real value.
      real_result = Real(int_result);

      // Re-encode as a floating-point value, result is always exact.
      if real_result == 0.0 then
        result = FPZero(sign);
      else
        result = FPRound(real_result, fpcr, FPRounding_ZERO);

      // Generate inexact exceptions.
      if error != 0.0 then
        FPPProcessException(FPExc_Inexact, fpcr);

  return result;

```

shared/functions/float/fprsqrtestimate/FPRSqrtEstimate

```

// FPRSqrtEstimate()
// =====

bits(N) FPRSqrtEstimate(bits(N) operand, FPCRTYPE fpcr_in)

  assert N IN {16,32,64};
  FPCRTYPE fpcr = fpcr_in;

  (fptype,sign,value) = FPUnpack(operand, fpcr);

  bits(N) result;
  if fptype == FPTYPE_SNaN || fptype == FPTYPE_QNaN then
    result = FPPProcessNaN(fptype, operand, fpcr);
  elsif fptype == FPTYPE_Zero then
    result = FPIInfinity(sign);

```

```

    FPProcessException(FPExc_DivideByZero, fpcr);
  elseif sign == '1' then
    result = FPDefaultNaN();
    FPProcessException(FPExc_InvalidOp, fpcr);
  elseif fptype == FPType_Infinity then
    result = FPZero('0');
  else
    // Scale to a fixed-point value in the range 0.25 <= x < 1.0 in steps of 512, with the
    // evenness or oddness of the exponent unchanged, and calculate result exponent.
    // Scaled value has copied sign bit, exponent = 1022 or 1021 = double-precision
    // biased version of -1 or -2, fraction = original fraction extended with zeros.

    bits(52) fraction;
    integer exp;
    case N of
      when 16
        fraction = operand<9:0> : Zeros(42);
        exp = UInt(operand<14:10>);
      when 32
        fraction = operand<22:0> : Zeros(29);
        exp = UInt(operand<30:23>);
      when 64
        fraction = operand<51:0>;
        exp = UInt(operand<62:52>);

    if exp == 0 then
      while fraction<51> == '0' do
        fraction = fraction<50:0> : '0';
        exp = exp - 1;
      fraction = fraction<50:0> : '0';

    integer scaled;
    if exp<0> == '0' then
      scaled = UInt('1':fraction<51:44>);
    else
      scaled = UInt('01':fraction<51:45>);

    integer result_exp;
    case N of
      when 16 result_exp = ( 44 - exp) DIV 2;
      when 32 result_exp = ( 380 - exp) DIV 2;
      when 64 result_exp = (3068 - exp) DIV 2;

    estimate = RecipSqrtEstimate(scaled);

    // Estimate is in the range 256 .. 511 representing a fixed point
    // result in the range [1.0 .. 2.0].
    // Convert to scaled floating point result with copied sign bit and high-order
    // fraction bits, and exponent calculated above.
    case N of
      when 16 result = '0' : result_exp<N-12:0> : estimate<7:0>:Zeros(2);
      when 32 result = '0' : result_exp<N-25:0> : estimate<7:0>:Zeros(15);
      when 64 result = '0' : result_exp<N-54:0> : estimate<7:0>:Zeros(44);

  return result;

```

shared/functions/float/fprsqrtestimate/RecipSqrtEstimate

```

// RecipSqrtEstimate()
// =====
// Compute estimate of reciprocal square root of 9-bit fixed-point number.
//
// a_in is in range 128 .. 511 representing a number in the range 0.25 <= x < 1.0.
// result is in the range 256 .. 511 representing a number in the range in the range 1.0 to 511/256.

integer RecipSqrtEstimate(integer a_in)

```

```

integer a = a_in;
assert 128 <= a && a < 512;
if a < 256 then // 0.25 .. 0.5
    a = a*2+1; // a in units of 1/512 rounded to nearest
else // 0.5 .. 1.0
    a = (a >> 1) << 1; // Discard bottom bit
    a = (a+1)*2; // a in units of 1/256 rounded to nearest
integer b = 512;
while a*(b+1)*(b+1) < 2^28 do
    b = b+1; // b = largest b such that b < 2^14 / sqrt(a)
r = (b+1) DIV 2; // Round to nearest
assert 256 <= r && r < 512;
return r;

```

shared/functions/float/fpsqrt/FPSqrt

```

// FPSqrt()
// =====

bits(N) FPSqrt(bits(N) op, FPCRType fpcr)

    assert N IN {16,32,64};
    (fptype,sign,value) = FPUunpack(op, fpcr);

    bits(N) result;
    if fptype == FPType_SNaN || fptype == FPType_QNaN then
        result = FPProcessNaN(fptype, op, fpcr);
    elsif fptype == FPType_Zero then
        result = FPZero(sign);
    elsif fptype == FPType_Infinity && sign == '0' then
        result = FPInfinity(sign);
    elsif sign == '1' then
        result = FPDefaultNaN();
        FPProcessException(FPExc_InvalidOp, fpcr);
    else
        result = FPRound(Sqrt(value), fpcr);

    return result;

```

shared/functions/float/fpsub/FPSub

```

// FPSub()
// =====

bits(N) FPSub(bits(N) op1, bits(N) op2, FPCRType fpcr)

    assert N IN {16,32,64};
    rounding = FPRoundingMode(fpcr);

    (type1,sign1,value1) = FPUunpack(op1, fpcr);
    (type2,sign2,value2) = FPUunpack(op2, fpcr);

    (done,result) = FPProcessNaNs(type1, type2, op1, op2, fpcr);
    if !done then
        inf1 = (type1 == FPType_Infinity);
        inf2 = (type2 == FPType_Infinity);
        zero1 = (type1 == FPType_Zero);
        zero2 = (type2 == FPType_Zero);

        if inf1 && inf2 && sign1 == sign2 then
            result = FPDefaultNaN();
            FPProcessException(FPExc_InvalidOp, fpcr);
        elsif (inf1 && sign1 == '0') || (inf2 && sign2 == '1') then
            result = FPInfinity('0');

```

```

elseif (inf1 && sign1 == '1') || (inf2 && sign2 == '0') then
  result = FPInfinity('1');
elseif zero1 && zero2 && sign1 == NOT(sign2) then
  result = FPZero(sign1);
else
  result_value = value1 - value2;
  if result_value == 0.0 then // Sign of exact zero result depends on rounding mode
    result_sign = if rounding == FPRounding_NEGINF then '1' else '0';
    result = FPZero(result_sign);
  else
    result = FPRound(result_value, fpcr, rounding);

return result;

```

shared/functions/float/fpthree/FPThree

```

// FPThree()
// =====

bits(N) FPThree(bit sign)

  assert N IN {16,32,64};
  constant integer E = (if N == 16 then 5 elsif N == 32 then 8 else 11);
  constant integer F = N - (E + 1);
  exp = '1':Zeros(E-1);
  frac = '1':Zeros(F-1);
  result = sign : exp : frac;

return result;

```

shared/functions/float/fptofixed/FPToFixed

```

// FPToFixed()
// =====

// Convert N-bit precision floating point 'op' to M-bit fixed point with
// FBITS fractional bits, controlled by UNSIGNED and ROUNDING.

bits(M) FPToFixed(bits(N) op, integer fbits, boolean unsigned, FPCRTYPE fpcr, FPRounding rounding)

  assert N IN {16,32,64};
  assert M IN {16,32,64};
  assert fbits >= 0;
  assert rounding != FPRounding_ODD;

  // Unpack using fpcr to determine if subnormals are flushed-to-zero.
  (fptype,sign,value) = FPUnpack(op, fpcr);

  // If NaN, set cumulative flag or take exception.
  if fptype == FPTYPE_SNaN || fptype == FPTYPE_QNaN then
    FPPROCESSException(FPEXC_InvalidOp, fpcr);

  // Scale by fractional bits and produce integer rounded towards minus-infinity.
  value = value * 2.0^fbits;
  int_result = RoundDown(value);
  error = value - Real(int_result);

  // Determine whether supplied rounding mode requires an increment.
  boolean round_up;
  case rounding of
  when FPRounding_TIEEVEN
    round_up = (error > 0.5 || (error == 0.5 && int_result<0> == '1'));
  when FPRounding_POSINF
    round_up = (error != 0.0);

```

```

    when FPRounding_NEGINF
        round_up = FALSE;
    when FPRounding_ZERO
        round_up = (error != 0.0 && int_result < 0);
    when FPRounding_TIEAWAY
        round_up = (error > 0.5 || (error == 0.5 && int_result >= 0));

    if round_up then int_result = int_result + 1;

    // Generate saturated result and exceptions.
    (result, overflow) = SatQ(int_result, M, unsigned);
    if overflow then
        FPProcessException(FPExc_InvalidOp, fpcr);
    elsif error != 0.0 then
        FPProcessException(FPExc_Inexact, fpcr);

    return result;
  
```

shared/functions/float/fptofixedjs/FPToFixedJS

```

// FPToFixedJS()
// =====

// Converts a double precision floating point input value
// to a signed integer, with rounding to zero.

(bits(N), bit) FPToFixedJS(bits(M) op, FPCRTYPE fpcr, boolean Is64)

    assert M == 64 && N == 32;

    // Unpack using fpcr to determine if subnormals are flushed-to-zero.
    (fptype, sign, value) = FPUntpack(op, fpcr);

    Z = '1';
    // If NaN, set cumulative flag or take exception.
    if fptype == FPTYPE_SNaN || fptype == FPTYPE_QNaN then
        FPProcessException(FPExc_InvalidOp, fpcr);
        Z = '0';

    int_result = RoundDown(value);
    error = value - Real(int_result);

    // Determine whether supplied rounding mode requires an increment.

    round_it_up = (error != 0.0 && int_result < 0);
    if round_it_up then int_result = int_result + 1;

    integer result;
    if int_result < 0 then
        result = int_result - 2^32 * RoundUp(Real(int_result) / Real(2^32));
    else
        result = int_result - 2^32 * RoundDown(Real(int_result) / Real(2^32));

    // Generate exceptions.
    if int_result < -(2^31) || int_result > (2^31) - 1 then
        FPProcessException(FPExc_InvalidOp, fpcr);
        Z = '0';
    elsif error != 0.0 then
        FPProcessException(FPExc_Inexact, fpcr);
        Z = '0';
    elsif sign == '1' && value == 0.0 then
        Z = '0';
    elsif sign == '0' && value == 0.0 && !IsZero(op < 51:0) then
        Z = '0';

    if fptype == FPTYPE_Infinity then result = 0;
  
```

```
return (result<N-1:0>, Z);
```

shared/functions/float/fptwo/FPTwo

```
// FPTwo()
// =====

bits(N) FPTwo(bit sign)

    assert N IN {16,32,64};
    constant integer E = (if N == 16 then 5 elsif N == 32 then 8 else 11);
    constant integer F = N - (E + 1);
    exp = '1':Zeros(E-1);
    frac = Zeros(F);
    result = sign : exp : frac;

return result;
```

shared/functions/float/fptype/FPTYPE

```
enumeration FPTYPE {FPTYPE_Zero,
                    FPTYPE_Denormal,
                    FPTYPE_Nonzero,
                    FPTYPE_Infinity,
                    FPTYPE_QNaN,
                    FPTYPE_SNaN};
```

shared/functions/float/fpunpack/FPUnpack

```
// FPUnpack()
// =====
//
// Used by data processing and int/fixed <-> FP conversion instructions.
// For half-precision data it ignores AHP, and observes FZ16.

(FPTYPE, bit, real) FPUnpack(bits(N) fpval, FPCRTYPE fpcr_in)
    FPCRTYPE fpcr = fpcr_in;
    fpcr.AHP = '0';
    (fp_type, sign, value) = FPUnpackBase(fpval, fpcr);
    return (fp_type, sign, value);
```

shared/functions/float/fpunpack/FPUnpackBase

```
// FPUnpackBase()
// =====
//
// Unpack a floating-point number into its type, sign bit and the real number
// that it represents. The real number result has the correct sign for numbers
// and infinities, is very large in magnitude for infinities, and is 0.0 for
// NaNs. (These values are chosen to simplify the description of comparisons
// and conversions.)
//
// The 'fpcr_in' argument supplies FPCR control bits. Status information is
// updated directly in the FPSR where appropriate.

(FPTYPE, bit, real) FPUnpackBase(bits(N) fpval, FPCRTYPE fpcr_in)
    assert N IN {16,32,64};

    FPCRTYPE fpcr = fpcr_in;
```

```

real value;
bit sign;
FPTYPE fptype;

if N == 16 then
  sign = fpval<15>;
  exp16 = fpval<14:10>;
  frac16 = fpval<9:0>;
  if IsZero(exp16) then
    // Produce zero if value is zero or flush-to-zero is selected
    if IsZero(frac16) || fpcr.FZ16 == '1' then
      fptype = FPTYPE_Zero; value = 0.0;
    else
      fptype = FPTYPE_Denormal; value = 2.0-14 * (Real(UInt(frac16)) * 2.0-10);
  elseif IsOnes(exp16) && fpcr.AHP == '0' then // Infinity or NaN in IEEE format
    if IsZero(frac16) then
      fptype = FPTYPE_Infinity; value = 2.01000000;
    else
      fptype = if frac16<9> == '1' then FPTYPE_QNaN else FPTYPE_SNaN;
      value = 0.0;
  else
    fptype = FPTYPE_Nonzero;
    value = 2.0(UInt(exp16)-15) * (1.0 + Real(UInt(frac16)) * 2.0-10);

elseif N == 32 then
  sign = fpval<31>;
  exp32 = fpval<30:23>;
  frac32 = fpval<22:0>;

  if IsZero(exp32) then
    // Produce zero if value is zero or flush-to-zero is selected.
    if IsZero(frac32) || fpcr.FZ == '1' then
      fptype = FPTYPE_Zero; value = 0.0;
      if !IsZero(frac32) then // Denormalized input flushed to zero
        FPPProcessException(FPExc_InputDenorm, fpcr);
    else
      fptype = FPTYPE_Denormal; value = 2.0-126 * (Real(UInt(frac32)) * 2.0-23);
  elseif IsOnes(exp32) then
    if IsZero(frac32) then
      fptype = FPTYPE_Infinity; value = 2.01000000;
    else
      fptype = if frac32<22> == '1' then FPTYPE_QNaN else FPTYPE_SNaN;
      value = 0.0;
  else
    fptype = FPTYPE_Nonzero;
    value = 2.0(UInt(exp32)-127) * (1.0 + Real(UInt(frac32)) * 2.0-23);

else // N == 64
  sign = fpval<63>;
  exp64 = fpval<62:52>;
  frac64 = fpval<51:0>;

  if IsZero(exp64) then
    // Produce zero if value is zero or flush-to-zero is selected.
    if IsZero(frac64) || fpcr.FZ == '1' then
      fptype = FPTYPE_Zero; value = 0.0;
      if !IsZero(frac64) then // Denormalized input flushed to zero
        FPPProcessException(FPExc_InputDenorm, fpcr);
    else
      fptype = FPTYPE_Denormal; value = 2.0-1022 * (Real(UInt(frac64)) * 2.0-52);
  elseif IsOnes(exp64) then
    if IsZero(frac64) then
      fptype = FPTYPE_Infinity; value = 2.01000000;
    else
      fptype = if frac64<51> == '1' then FPTYPE_QNaN else FPTYPE_SNaN;
      value = 0.0;
  else
    fptype = FPTYPE_Nonzero;

```



```

    value = 2.0^(UInt(exp64)-1023) * (1.0 + Real(UInt(frac64)) * 2.0^-52);
  if sign == '1' then value = -value;
  return (fptype, sign, value);

```

shared/functions/float/fpunpack/FPUnpackCV

```

// FPUnpackCV()
// =====
//
// Used for FP <-> FP conversion instructions.
// For half-precision data ignores FZ16 and observes AHP.

(FPType, bit, real) FPUnpackCV(bits(N) fpval, FPCRTType fpcr_in)
  FPCRTType fpcr = fpcr_in;
  fpcr.FZ16 = '0';
  (fp_type, sign, value) = FPUnpackBase(fpval, fpcr);
  return (fp_type, sign, value);

```

shared/functions/float/fpzero/FPZero

```

// FPZero()
// =====

bits(N) FPZero(bit sign)

  assert N IN {16,32,64};
  constant integer E = (if N == 16 then 5 elsif N == 32 then 8 else 11);
  constant integer F = N - (E + 1);
  exp = Zeros(E);
  frac = Zeros(F);
  result = sign : exp : frac;

  return result;

```

shared/functions/float/vfpexpandimm/VFPEExpandImm

```

// VFPEExpandImm()
// =====

bits(N) VFPEExpandImm(bits(8) imm8)

  assert N IN {16,32,64};
  constant integer E = (if N == 16 then 5 elsif N == 32 then 8 else 11);
  constant integer F = (N - E) - 1;
  sign = imm8<7>;
  exp = NOT(imm8<6>):Replicate(imm8<6>,E-3):imm8<5:4>;
  frac = imm8<3:0>:Zeros(F-4);
  result = sign : exp : frac;

  return result;

```

shared/functions/integer/AddWithCarry

```

// AddWithCarry()
// =====
// Integer addition with carry input, returning result and NZCV flags

(bits(N), bits(4)) AddWithCarry(bits(N) x, bits(N) y, bit carry_in)
  integer unsigned_sum = UInt(x) + UInt(y) + UInt(carry_in);

```

```

integer signed_sum = SInt(x) + SInt(y) + UInt(carry_in);
bits(N) result = unsigned_sum<N-1:0>; // same value as signed_sum<N-1:0>
bit n = result<N-1>;
bit z = if IsZero(result) then '1' else '0';
bit c = if UInt(result) == unsigned_sum then '0' else '1';
bit v = if SInt(result) == signed_sum then '0' else '1';
return (result, n:z:c:v);

```

shared/functions/interrupts/InterruptID

```

enumeration InterruptID {
  InterruptID_PMUIRQ,
  InterruptID_COMMIIRQ,
  InterruptID_CTIIRQ,
  InterruptID_COMMRX,
  InterruptID_COMMTX,
  InterruptID_CNTP,
  InterruptID_CNTHP,
  InterruptID_CNTHPS,
  InterruptID_CNTV,
  InterruptID_CNTHV,
  InterruptID_CNTHVS,
};

```

shared/functions/interrupts/SetInterruptRequestLevel

```

// Set a level-sensitive interrupt to the specified level.
SetInterruptRequestLevel(InterruptID id, signal level);

```

shared/functions/memory/AArch64.BranchAddr

```

// AArch64.BranchAddr()
// =====
// Return the virtual address with tag bits removed for storing to the program counter.

bits(64) AArch64.BranchAddr(bits(64) vaddress)
  assert !UsingAArch32();
  msbit = AddrTop(vaddress, TRUE, PSTATE.EL);
  if msbit == 63 then
    return vaddress;
  elseif PSTATE.EL IN {EL0, EL1} && vaddress<msbit> == '1' then
    return SignExtend(vaddress<msbit:0>);
  else
    return ZeroExtend(vaddress<msbit:0>);

```

shared/functions/memory/AccType

```

enumeration AccType {
  AccType_NORMAL,           // Normal loads and stores
  AccType_STREAM,          // Streaming loads and stores
  AccType_VEC,              // Vector loads and stores
  AccType_VECSTREAM,       // Streaming vector loads and stores
  AccType_A32LSMD,         // Load and store multiple
  AccType_ATOMIC,          // Atomic loads and stores
  AccType_ATOMICRW,        // Atomic loads and stores
  AccType_ORDERED,         // Load-Acquire and Store-Release
  AccType_ORDEREDRW,       // Load-Acquire and Store-Release with atomic access
  AccType_ORDEREDATOMIC,   // Load-Acquire and Store-Release with atomic access
  AccType_ORDEREDATOMICRW, // Load-Acquire and Store-Release with atomic access
  AccType_UNPRIV,          // Load and store unprivileged
  AccType_IFETCH,          // Instruction fetch
};

```

```

    AccType_TTW,           // Translation table walk
    // Other operations
    AccType_DC,           // Data cache maintenance
    AccType_IC,           // Instruction cache maintenance
    AccType_DCZVA,        // DC ZVA instructions
    AccType_ATPAN,        // Address translation with PAN permission checks
    AccType_AT};          // Address translation
  
```

shared/functions/memory/AccessDescriptor

```

type AccessDescriptor is (
  AccType acctype)
  
```

shared/functions/memory/AddrTop

```

// AddrTop()
// =====
// Return the MSB number of a virtual address in the stage 1 translation regime for "e1".
// If EL1 is using AArch64 then addresses from EL0 using AArch32 are zero-extended to 64 bits.

integer AddrTop(bits(64) address, boolean IsInstr, bits(2) e1)
  assert HaveEL(e1);
  regime = S1TranslationRegime(e1);
  if ELUsingAArch32(regime) then
    // AArch32 translation regime.
    return 31;
  else
    if EffectiveTBI(address, IsInstr, e1) == '1' then
      return 55;
    else
      return 63;
  
```

shared/functions/memory/Allocation

```

constant bits(2) MemHint_No = '00'; // No Read-Allocate, No Write-Allocate
constant bits(2) MemHint_WA = '01'; // No Read-Allocate, Write-Allocate
constant bits(2) MemHint_RA = '10'; // Read-Allocate, No Write-Allocate
constant bits(2) MemHint_RWA = '11'; // Read-Allocate, Write-Allocate
  
```

shared/functions/memory/BigEndian

```

// BigEndian()
// =====

boolean BigEndian(AccType acctype)
  boolean bigend;

  if UsingAArch32() then
    bigend = (PSTATE.E != '0');
  elsif PSTATE.EL == EL0 then
    bigend = (SCTLR[.E0E != '0');
  else
    bigend = (SCTLR[.EE != '0');
  return bigend;
  
```

shared/functions/memory/BigEndianReverse

```
// BigEndianReverse()
// =====

bits(width) BigEndianReverse (bits(width) value)
    assert width IN {8, 16, 32, 64, 128};
    integer half = width DIV 2;
    if width == 8 then return value;
    return BigEndianReverse(value<half-1:0>) : BigEndianReverse(value<width-1:half>);
```

shared/functions/memory/Cacheability

```
constant bits(2) MemAttr_NC = '00'; // Non-cacheable
constant bits(2) MemAttr_WT = '10'; // Write-through
constant bits(2) MemAttr_WB = '11'; // Write-back
```

shared/functions/memory/CreateAccessDescriptor

```
// CreateAccessDescriptor()
// =====

AccessDescriptor CreateAccessDescriptor(AccType acctype)
    AccessDescriptor accdesc;
    accdesc.acctype = acctype;
    return accdesc;
```

shared/functions/memory/DataMemoryBarrier

```
DataMemoryBarrier(MBReqDomain domain, MBReqTypes types, boolean vmid_sensitive);
```

shared/functions/memory/DataSynchronizationBarrier

```
DataSynchronizationBarrier(MBReqDomain domain, MBReqTypes types, boolean vmid_sensitive);
```

shared/functions/memory/DeviceType

```
enumeration DeviceType {DeviceType_GRE, DeviceType_nGRE, DeviceType_nGnRE, DeviceType_nGnRnE};
```

shared/functions/memory/EffectiveTBI

```
// EffectiveTBI()
// =====
// Returns the effective TBI in the AArch64 stage 1 translation regime for "e1".

bit EffectiveTBI(bits(64) address, boolean IsInstr, bits(2) e1)
    assert HaveEL(e1);
    bit tbi;
    bit tbid;
    regime = TranslationRegime(e1);

    case regime of
        when Regime_EL2
            tbi = TCR_EL2.TBI;
            tbid = TCR_EL2.TBID;
        when Regime_EL10
            if AArch64.GetVARange(address) == VARange_LOWER then
```

```

    tbi = TCR_EL1.TBI0;
    tbid = TCR_EL1.TBID0;
  else
    tbi = TCR_EL1.TBI1;
    tbid = TCR_EL1.TBID1;

  return (if tbi == '1' && (!HavePACExt()) || tbid == '0' || !IsInstr) then '1' else '0');

```

shared/functions/memory/Fault

```

enumeration Fault {Fault_None,
  Fault_AccessFlag,
  Fault_Alignment,
  Fault_Background,
  Fault_Domain,
  Fault_Permission,
  Fault_Translation,
  Fault_AddressSize,
  Fault_SyncExternal,
  Fault_SyncExternalOnWalk,
  Fault_SyncParity,
  Fault_SyncParityOnWalk,
  Fault_AsyncParity,
  Fault_AsyncExternal,
  Fault_Debug,
  Fault_TLBConflict,
  Fault_HWUpdateAccessFlag,
  Fault_Lockdown,
  Fault_Exclusive,
  Fault_ICacheMaint};

```

shared/functions/memory/FaultRecord

```

type FaultRecord is (Fault    statuscode, // Fault Status
  AccType acctype, // Type of access that faulted
  FullAddress ipaddress, // Intermediate physical address
  boolean s2fs1walk, // Is on a Stage 1 translation table walk
  boolean write, // TRUE for a write, FALSE for a read
  integer level, // For translation, access flag and Permission faults
  bit extflag, // IMPLEMENTATION DEFINED syndrome for External aborts
  boolean secondstage, // Is a Stage 2 abort
  bits(4) domain, // Domain number, AArch32 only
  bits(2) errortype, // [Armv8.2 RAS] AArch32 AET or AArch64 SET
  bits(4) debugmoe) // Debug method of entry, from AArch32 only

```

shared/functions/memory/FullAddress

```

type FullAddress is (
  PASpace paspace,
  bits(52) address
)

```

shared/functions/memory/Hint_Prefetch

```

// Signals the memory system that memory accesses of type HINT to or from the specified address are
// likely in the near future. The memory system may take some action to speed up the memory
// accesses when they do occur, such as pre-loading the the specified address into one or more
// caches as indicated by the innermost cache level target (0=L1, 1=L2, etc) and non-temporal hint
// stream. Any or all prefetch hints may be treated as a NOP. A prefetch hint must not cause a
// synchronous abort due to Alignment or Translation faults and the like. Its only effect on
// software-visible state should be on caches and TLBs associated with address, which must be

```

```
// accessible by reads, writes or execution, as defined in the translation regime of the current  
// Exception level. It is guaranteed not to access Device memory.  
// A Prefetch_EXEC hint must not result in an access that could not be performed by a speculative  
// instruction fetch, therefore if all associated MMUs are disabled, then it cannot access any  
// memory location that cannot be accessed by instruction fetches.  
Hint_Prefetch(bits(64) address, PrefetchHint hint, integer target, boolean stream);
```

shared/functions/memory/IsDataAccess

```
// IsDataAccess()  
// =====  
// Return TRUE if access is to data memory.  
  
boolean IsDataAccess(AccType acctype)  
    return !(acctype IN {AccType_IFETCH, AccType_TTW,  
                        AccType_DC, AccType_IC,  
                        AccType_AT, AccType_ATPAN  
                        });
```

shared/functions/memory/MBReqDomain

```
enumeration MBReqDomain    {MBReqDomain_Nonshareable, MBReqDomain_InnerShareable,  
                            MBReqDomain_OuterShareable, MBReqDomain_FullSystem};
```

shared/functions/memory/MBReqTypes

```
enumeration MBReqTypes    {MBReqTypes_Reads, MBReqTypes_Writes, MBReqTypes_All};
```

shared/functions/memory/MPURecord

```
type MPURecord is (  
    bit CnP, // [Armv8.2] TLB entry can be shared between different PEs  
    Permissions permissions,  
    MemoryAttributes memattrs,  
    PASpace paspace  
)
```

shared/functions/memory/MemAttrHints

```
type MemAttrHints is (  
    bits(2) attrs, // See MemAttr_*, Cacheability attributes  
    bits(2) hints, // See MemHint_*, Allocation hints  
    boolean transient  
)
```

shared/functions/memory/MemType

```
enumeration MemType {MemType_Normal, MemType_Device};
```

shared/functions/memory/MemoryAttributes

```
type MemoryAttributes is (  
    MemType memtype,  
    DeviceType device, // For Device memory types  
    MemAttrHints inner, // Inner hints and attributes  
    MemAttrHints outer, // Outer hints and attributes
```

```

    Shareability shareability, // Shareability attribute
)

```

shared/functions/memory/PASpace

```

enumeration PASpace {
    PAS_NonSecure,
    PAS_Secure,
};

```

shared/functions/memory/Permissions

```

type Permissions is (
    bits(2) ap_table, // Stage 1 hierarchical access permissions
    bit     xn_table, // Stage 1 hierarchical execute-never for single EL regimes
    bit     pxn_table, // Stage 1 hierarchical privileged execute-never
    bit     uxn_table, // Stage 1 hierarchical unprivileged execute-never
    bits(3) ap,       // Stage 1 access permissions
    bit     xn,       // Stage 1 execute-never for single EL regimes
    bit     uxn,     // Stage 1 unprivileged execute-never
    bit     pxn,     // Stage 1 privileged execute-never
    bits(2) s2ap,    // Stage 2 access permissions
    bit     s2xnx,   // Stage 2 extended execute-never
    bit     s2xn,    // Stage 2 execute-never
)

```

shared/functions/memory/PhysMemRead

```

// Returns the value read from memory, and a status.
// Returned value is UNKNOWN if an External abort occurred while reading the
// memory.
// Otherwise the PhysMemRetStatus statuscode is Fault_None.
(PhysMemRetStatus, bits(8*size)) PhysMemRead(AddressDescriptor desc, integer size,
                                              AccessDescriptor accdesc);

```

shared/functions/memory/PhysMemRetStatus

```

type PhysMemRetStatus is (Fault    statuscode, // Fault Status
                          bit      extflag,    // IMPLEMENTATION DEFINED
                                          // syndrome for External aborts
                          bits(2)  errortype,  // optional error state
                                          // returned on a physical
                                          // memory access
                          AccType  acctype)    // Type of access that faulted

```

shared/functions/memory/PhysMemWrite

```

// Writes the value to memory, and returns the status of the write.
// If there is an External abort on the write, the PhysMemRetStatus indicates this.
// Otherwise the statuscode of PhysMemRetStatus is Fault_None.
PhysMemRetStatus PhysMemWrite(AddressDescriptor desc, integer size, AccessDescriptor accdesc,
                              bits(8*size) value);

```

shared/functions/memory/PrefetchHint

```

enumeration PrefetchHint {Prefetch_READ, Prefetch_WRITE, Prefetch_EXEC};

```

shared/functions/memory/Shareability

```
enumeration Shareability {
    Shareability_NSH,
    Shareability_ISH,
    Shareability_OSH
};
```

shared/functions/memory/SpeculativeStoreBypassBarrierToPA

```
SpeculativeStoreBypassBarrierToPA();
```

shared/functions/memory/SpeculativeStoreBypassBarrierToVA

```
SpeculativeStoreBypassBarrierToVA();
```

shared/functions/predictionrestrict/ASID

```
// ASID[]
// =====
// Effective ASID.

bits(16) ASID[]
    if TCR_EL1.A1 == '1' then
        return TTBR1_EL1.ASID;
    else
        return TTBR0_EL1.ASID;
```

shared/functions/predictionrestrict/ExecutionCntxt

```
type ExecutionCntxt is (
    boolean    is_vmid_valid, // is vmid valid for current context
    boolean    all_vmid,     // should the operation be applied for all vmids
    bits(16)   vmid,         // if all_vmid = FALSE, vmid to which operation is applied
    boolean    is_asid_valid, // is asid valid for current context
    boolean    all_asid,     // should the operation be applied for all asids
    bits(16)   asid,         // if all_asid = FALSE, ASID to which operation is applied
    bits(2)    target_el,    // target EL at which operation is performed
    SecurityState security,
    RestrictType restriction // type of restriction operation
)
```

shared/functions/predictionrestrict/RESTRICT_PREDICTIONS

```
// RESTRICT_PREDICTIONS()
// =====
// Clear all speculated values.

RESTRICT_PREDICTIONS(ExecutionCntxt c)
    IMPLEMENTATION_DEFINED;
```

shared/functions/predictionrestrict/RestrictType

```
enumeration RestrictType {
    RestrictType_DataValue,
    RestrictType_ControlFlow,
```



```
    RestrictType_CachePrefetch
};
```

shared/functions/predictionrestrict/TargetSecurityState

```
// TargetSecurityState()
// =====
// Decode the target security state for the prediction context.

SecurityState TargetSecurityState(bit NS)
    curr_ss = SecurityStateAtEL(PSTATE.EL);
    if curr_ss == SS_NonSecure then
        return SS_NonSecure;
    elseif curr_ss == SS_Secure then
        case NS of
            when '0' return SS_Secure;
            when '1' return SS_NonSecure;
```

shared/functions/registers/BranchTo

```
// BranchTo()
// =====
// Set program counter to a new address, with a branch type.
// Parameter branch_conditional indicates whether the executed branch has a conditional encoding.
// In AArch64 state the address might include a tag in the top eight bits.

BranchTo(bits(N) target, BranchType branch_type, boolean branch_conditional)
    Hint_Branch(branch_type);
    if N == 32 then
        assert UsingAArch32();
        _PC = ZeroExtend(target);
    else
        assert N == 64 && !UsingAArch32();
        bits(64) target_vaddress = AArch64.BranchAddr(target<63:0>);

        _PC = target_vaddress;
    return;
```

shared/functions/registers/BranchToAddr

```
// BranchToAddr()
// =====
// Set program counter to a new address, with a branch type.
// In AArch64 state the address does not include a tag in the top eight bits.

BranchToAddr(bits(N) target, BranchType branch_type)
    Hint_Branch(branch_type);
    if N == 32 then
        assert UsingAArch32();
        _PC = ZeroExtend(target);
    else
        assert N == 64 && !UsingAArch32();
        _PC = target<63:0>;
    return;
```

shared/functions/registers/BranchType

```
enumeration BranchType {
    BranchType_DIRCALL,    // Direct Branch with link
    BranchType_INDCALL,   // Indirect Branch with link
    BranchType_ERET,      // Exception return (indirect)
```

```
BranchType_DBGEXIT, // Exit from Debug state
BranchType_RET,     // Indirect branch with function return hint
BranchType_DIR,     // Direct branch
BranchType_INDIR,   // Indirect branch
BranchType_EXCEPTION, // Exception entry
BranchType_RESET,   // Reset
BranchType_UNKNOWN}; // Other
```

shared/functions/registers/Hint_Branch

```
// Report the hint passed to BranchTo() and BranchToAddr(), for consideration when processing
// the next instruction.
Hint_Branch(BranchType hint);
```

shared/functions/registers/NextInstrAddr

```
// Return address of the sequentially next instruction.
bits(N) NextInstrAddr();
```

shared/functions/registers/ResetExternalDebugRegisters

```
// Reset the External Debug registers in the Core power domain.
ResetExternalDebugRegisters(boolean cold_reset);
```

shared/functions/registers/ThisInstrAddr

```
// ThisInstrAddr()
// =====
// Return address of the current instruction.

bits(N) ThisInstrAddr()
    assert N == 64 || (N == 32 && UsingAArch32());
    return _PC<N-1:0>;
```

shared/functions/registers/_PC

```
bits(64) _PC;
```

shared/functions/registers/_R

```
array bits(64) _R[0..30];
```

shared/functions/registers/_V

```
array bits(128) _V[0..31];
```

shared/functions/sysregisters/SPSR

```
// SPSR[] - non-assignment form
// =====

bits(N) SPSR[]
    bits(N) result;
    if UsingAArch32() then
```

```

    assert N == 32;
    case PSTATE.M of
      when M32_FIQ      result = SPSR_fiq<N-1:0>;
      when M32_IRQ      result = SPSR_irq<N-1:0>;
      when M32_Svc      result = SPSR_svc<N-1:0>;
      when M32_Monitor  result = SPSR_mon<N-1:0>;
      when M32_Abort    result = SPSR_abt<N-1:0>;
      when M32_Hyp      result = SPSR_hyp<N-1:0>;
      when M32_Undef    result = SPSR_und<N-1:0>;
      otherwise         Unreachable();
    else
      assert N == 64;
      case PSTATE.EL of
        when EL1        result = SPSR_EL1<N-1:0>;
        when EL2        result = SPSR_EL2<N-1:0>;
        when EL3        result = SPSR_EL3<N-1:0>;
        otherwise       Unreachable();
      return result;

// SPSR[] - assignment form
// =====

SPSR[] = bits(N) value
  if UsingAArch32() then
    assert N == 32;
    case PSTATE.M of
      when M32_FIQ      SPSR_fiq = ZeroExtend(value);
      when M32_IRQ      SPSR_irq = ZeroExtend(value);
      when M32_Svc      SPSR_svc = ZeroExtend(value);
      when M32_Monitor  SPSR_mon = ZeroExtend(value);
      when M32_Abort    SPSR_abt = ZeroExtend(value);
      when M32_Hyp      SPSR_hyp = ZeroExtend(value);
      when M32_Undef    SPSR_und = ZeroExtend(value);
      otherwise         Unreachable();
    else
      assert N == 64;
      case PSTATE.EL of
        when EL1        SPSR_EL1 = ZeroExtend(value);
        when EL2        SPSR_EL2 = ZeroExtend(value);
        when EL3        SPSR_EL3 = ZeroExtend(value);
        otherwise       Unreachable();
      return;

```

shared/functions/system/ArchVersion

```

enumeration ArchVersion {
  ARMv8p0
  , ARMv8p1
  , ARMv8p2
  , ARMv8p3
  , ARMv8p4
  , ARMv8p5
};

```

shared/functions/system/ClearEventRegister

```

// ClearEventRegister()
// =====
// Clear the Event Register of this PE.

ClearEventRegister()
  EventRegister = '0';
  return;

```

shared/functions/system/ClearPendingPhysicalSError

```
// Clear a pending physical SError interrupt.  
ClearPendingPhysicalSError();
```

shared/functions/system/ClearPendingVirtualSError

```
// Clear a pending virtual SError interrupt.  
ClearPendingVirtualSError();
```

shared/functions/system/ConditionHolds

```
// ConditionHolds()  
// =====  
// Return TRUE iff COND currently holds  
  
boolean ConditionHolds(bits(4) cond)  
// Evaluate base condition.  
boolean result;  
case cond<3:1> of  
  when '000' result = (PSTATE.Z == '1'); // EQ or NE  
  when '001' result = (PSTATE.C == '1'); // CS or CC  
  when '010' result = (PSTATE.N == '1'); // MI or PL  
  when '011' result = (PSTATE.V == '1'); // VS or VC  
  when '100' result = (PSTATE.C == '1' && PSTATE.Z == '0'); // HI or LS  
  when '101' result = (PSTATE.N == PSTATE.V); // GE or LT  
  when '110' result = (PSTATE.N == PSTATE.V && PSTATE.Z == '0'); // GT or LE  
  when '111' result = TRUE; // AL  
  
// Condition flag values in the set '111x' indicate always true  
// Otherwise, invert condition if necessary.  
if cond<0> == '1' && cond != '1111' then  
  result = !result;  
  
return result;
```

shared/functions/system/ConsumptionOfSpeculativeDataBarrier

```
ConsumptionOfSpeculativeDataBarrier();
```

shared/functions/system/CurrentInstrSet

```
// CurrentInstrSet()  
// =====  
  
InstrSet CurrentInstrSet()  
  InstrSet result;  
  if UsingAArch32() then  
    result = if PSTATE.T == '0' then InstrSet_A32 else InstrSet_T32;  
    // PSTATE.J is RES0. Implementation of T32EE or Jazelle state not permitted.  
  else  
    result = InstrSet_A64;  
  return result;
```

shared/functions/system/CurrentPL

```
// CurrentPL()  
// =====
```

```
PrivilegeLevel CurrentPL()
    return PLOfEL(PSTATE.EL);
```

shared/functions/system/CurrentSecurityState

```
// CurrentSecurityState()
// =====
// Returns the effective security state at the exception level based off current settings.

SecurityState CurrentSecurityState()
    // V8R64 is always in Secure state
    return SS_Secure;
```

shared/functions/system/EL0

```
constant bits(2) EL3 = '11';
constant bits(2) EL2 = '10';
constant bits(2) EL1 = '01';
constant bits(2) EL0 = '00';
```

shared/functions/system/EL2Enabled

```
// EL2Enabled()
// =====
// Returns TRUE if EL2 is present and executing
// - with the PE in Non-secure state when Non-secure EL2 is implemented, or
// - with the PE in Secure state when Secure EL2 is implemented and enabled, or
// - when EL3 is not implemented.

boolean EL2Enabled()
    return TRUE;
```

shared/functions/system/EL3SDDTrapPriority

```
// EL3SDDTrapPriority()
// =====
// Returns TRUE if in Debug state, EDSCR.SDD is set, and an EL3 trap by an
// EL3 control register has the priority of the original trap exception.

boolean EL3SDDTrapPriority()
    return (Halted() && EDSCR.SDD == '1' &&
           boolean IMPLEMENTATION_DEFINED "EL3 trap priority when SDD == '1'");
```

shared/functions/system/ELFromM32

```
// ELFromM32()
// =====

(boolean, bits(2)) ELFromM32(bits(5) mode)
    // Convert an AArch32 mode encoding to an Exception level.
    // Returns (valid, EL):
    // 'valid' is TRUE if 'mode<4:0>' encodes a mode that is both valid for this implementation
    // and the current value of SCR.NS/SCR_EL3.NS.
    // 'EL' is the Exception level decoded from 'mode'.
    bits(2) e1;
    boolean valid = !BadMode(mode); // Check for modes that are not valid for this implementation
    case mode of
        when M32_Monitor
            e1 = EL3;
```

```

when M32_Hyp
  e1 = EL2;
  valid = valid && (!HaveEL(EL3) || SCR_GEN[].NS == '1');
when M32_FIQ, M32_IRQ, M32_Svc, M32_Abort, M32_Undef, M32_System
  // If EL3 is implemented and using AArch32, then these modes are EL3 modes in Secure
  // state, and EL1 modes in Non-secure state. If EL3 is not implemented or is using
  // AArch64, then these modes are EL1 modes.
  e1 = (if HaveEL(EL3) && !HaveAArch64() && SCR.NS == '0' then EL3 else EL1);
when M32_User
  e1 = EL0;
otherwise
  valid = FALSE; // Passed an illegal mode value
if !valid then e1 = bits(2) UNKNOWN;
return (valid, e1);

```

shared/functions/system/ELFromSPSR

```

// ELFromSPSR()
// =====

// Convert an SPSR value encoding to an Exception level.
// Returns (valid,EL):
// 'valid' is TRUE if 'spsr<4:0>' encodes a valid mode for the current state.
// 'EL' is the Exception level decoded from 'spsr'.

(boolean, bits(2)) ELFromSPSR(bits(N) spsr)
  bits(2) e1;
  boolean valid;
  if spsr<4> == '0' then // AArch64 state
    e1 = spsr<3:2>;
    if !HaveAArch64() then // No AArch64 support
      valid = FALSE;
    elseif !HaveEL(e1) then // Exception level not implemented
      valid = FALSE;
    elseif spsr<1> == '1' then // M[1] must be 0
      valid = FALSE;
    elseif e1 == EL0 && spsr<0> == '1' then // for EL0, M[0] must be 0
      valid = FALSE;
    else
      valid = TRUE;
  elseif HaveAArch32() then // AArch32 state
    (valid, e1) = ELFromM32(spsr<4:0>);
  else
    valid = FALSE;

  if !valid then e1 = bits(2) UNKNOWN;
  return (valid, e1);

```

shared/functions/system/ELUsingAArch32

```

// ELUsingAArch32()
// =====

boolean ELUsingAArch32(bits(2) e1)
  return FALSE;

```

shared/functions/system/ELUsingAArch32K

```

// ELUsingAArch32K()
// =====

```

```
(boolean,boolean) ELUsingAArch32K(bits(2) e1)
    return (TRUE, FALSE);
```

shared/functions/system/EffectiveTGE

```
// EffectiveTGE()
// =====
// Returns effective TGE value

bit EffectiveTGE()
    if EL2Enabled() then
        return if ELUsingAArch32(EL2) then HCR.TGE else HCR_EL2.TGE;
    else
        return '0'; // Effective value of TGE is zero
```

shared/functions/system/EndOfInstruction

```
// Terminate processing of the current instruction.
EndOfInstruction();
```

shared/functions/system/EnterLowPowerState

```
// PE enters a low-power state.
EnterLowPowerState();
```

shared/functions/system/EventRegister

```
bits(1) EventRegister;
```

shared/functions/system/ExceptionalOccurrenceTargetState

```
enumeration ExceptionalOccurrenceTargetState {
    AArch32_NonDebugState,
    AArch64_NonDebugState,
    DebugState
};
```

shared/functions/system/FIQPending

```
// Returns TRUE if there is any pending physical FIQ.
boolean FIQPending();
```

shared/functions/system/GetAccumulatedFPExceptions

```
// Returns FP exceptions accumulated by the PE.
bits(8) GetAccumulatedFPExceptions();
```

shared/functions/system/GetPSRFromPSTATE

```
// GetPSRFromPSTATE()
// =====
// Return a PSR value which represents the current PSTATE

bits(N) GetPSRFromPSTATE(ExceptionalOccurrenceTargetState targetELState)
```

```

if UsingAArch32() && (targetELState IN {AArch32_NonDebugState, DebugState}) then
  assert N == 32;
else
  assert N == 64;
  bits(N) spsr = Zeros();
  spsr<31:28> = PSTATE.<N,Z,C,V>;
  if HavePANExt() then spsr<22> = PSTATE.PAN;
  spsr<20> = PSTATE.IL;
  if PSTATE.nRW == '1' then // AArch32 state
    spsr<27> = PSTATE.Q;
    spsr<26:25> = PSTATE.IT<1:0>;
    if HaveSSBSExt() then spsr<23> = PSTATE.SSBS;
    if HaveDITExt() then
      if targetELState == AArch32_NonDebugState then
        spsr<21> = PSTATE.DIT;
      else //AArch64_NonDebugState or DebugState
        spsr<24> = PSTATE.DIT;
    if targetELState IN {AArch64_NonDebugState, DebugState} then
      spsr<21> = PSTATE.SS;
      spsr<19:16> = PSTATE.GE;
      spsr<15:10> = PSTATE.IT<7:2>;
      spsr<9> = PSTATE.E;
      spsr<8:6> = PSTATE.<A,I,F>; // No PSTATE.D in AArch32 state
      spsr<5> = PSTATE.T;
      assert PSTATE.M<4> == PSTATE.nRW; // bit [4] is the discriminator
      spsr<4:0> = PSTATE.M;
    else // AArch64 state
      if HaveDITExt() then spsr<24> = PSTATE.DIT;
      if HaveUAOExt() then spsr<23> = PSTATE.UAO;
      spsr<21> = PSTATE.SS;
      if HaveSSBSExt() then spsr<12> = PSTATE.SSBS;
      spsr<9:6> = PSTATE.<D,A,I,F>;
      spsr<4> = PSTATE.nRW;
      spsr<3:2> = PSTATE.EL;
      spsr<0> = PSTATE.SP;
  return spsr;

```

shared/functions/system/HasArchVersion

```

// HasArchVersion()
// =====
// Returns TRUE if the implemented architecture includes the extensions defined in the specified
// architecture version.

boolean HasArchVersion(ArchVersion version)
  return version == ARMv8p0 || boolean IMPLEMENTATION_DEFINED;

```

shared/functions/system/HaveAArch32

```

// HaveAArch32()
// =====
// Return TRUE if AArch32 state is supported at at least EL0.

boolean HaveAArch32()
  return boolean IMPLEMENTATION_DEFINED "AArch32 state is supported at at least EL0";

```

shared/functions/system/HaveAArch32EL

```

// HaveAArch32EL()
// =====

boolean HaveAArch32EL(bits(2) e1)
  // Return TRUE if Exception level 'e1' supports AArch32 in this implementation

```



```

if !HaveEL(e1) then
    return FALSE; // The Exception level is not implemented
elseif !HaveAArch32() then
    return FALSE; // No Exception level can use AArch32
elseif !HaveAArch64() then
    return TRUE; // All Exception levels are using AArch32
elseif e1 == HighestEL() then
    return FALSE; // The highest Exception level is using AArch64
elseif e1 == EL0 then
    return TRUE; // EL0 must support using AArch32 if any AArch32
return boolean IMPLEMENTATION_DEFINED;

```

shared/functions/system/HaveAArch64

```

// HaveAArch64()
// =====
// Return TRUE if the highest Exception level is using AArch64 state.

boolean HaveAArch64()
    return boolean IMPLEMENTATION_DEFINED "Highest EL using AArch64";

```

shared/functions/system/HaveEL

```

// HaveEL()
// =====
// Return TRUE if Exception level 'e1' is supported

boolean HaveEL(bits(2) e1)
    if e1 IN {EL2, EL1, EL0} then
        return TRUE; // EL2, EL1 and EL0 must exist
    else
        return FALSE;

```

shared/functions/system/HaveELUsingSecurityState

```

// HaveELUsingSecurityState()
// =====
// Returns TRUE if Exception level 'e1' with Security state 'secure' is supported,
// FALSE otherwise.

boolean HaveELUsingSecurityState(bits(2) e1, boolean secure)

    case e1 of
        when EL3
            assert secure;
            return HaveEL(EL3);
        when EL2
            if secure then
                return HaveEL(EL2) && HaveSecureEL2Ext();
            else
                return HaveEL(EL2);
        otherwise
            return (HaveEL(EL3) ||
                (secure == boolean IMPLEMENTATION_DEFINED "Secure-only implementation"));

```

shared/functions/system/HaveFP16Ext

```

// HaveFP16Ext()
// =====
// Return TRUE if FP16 extension is supported

```

```
boolean HaveFP16Ext()  
    return boolean IMPLEMENTATION_DEFINED;
```

shared/functions/system/HighestEL

```
// HighestEL()  
// =====  
// Returns the highest implemented Exception level.  
  
bits(2) HighestEL()  
    if HaveEL(EL3) then  
        return EL3;  
    elsif HaveEL(EL2) then  
        return EL2;  
    else  
        return EL1;
```

shared/functions/system/Hint_DGH

```
// Provides a hint to close any gathering occurring within the micro-architecture.  
Hint_DGH();
```

shared/functions/system/Hint_WFE

```
// Hint_WFE()  
// =====  
// Provides a hint indicating that the PE can enter a low-power state and  
// remain there until a wakeup event occurs.  
  
Hint_WFE(WFxType wfxtype)  
    if IsEventRegisterSet() then  
        ClearEventRegister();  
    else  
        if PSTATE.EL == EL0 then  
            // Check for traps described by the OS.  
            AArch64.CheckForWfxTrap(EL1, wfxtype);  
        if PSTATE.EL IN {EL0, EL1} && EL2Enabled() then  
            // Check for traps described by the Hypervisor.  
            AArch64.CheckForWfxTrap(EL2, wfxtype);  
        if HaveEL(EL3) && PSTATE.EL != EL3 then  
            // Check for traps described by the Secure Monitor.  
            AArch64.CheckForWfxTrap(EL3, wfxtype);  
            WaitForEvent();
```

shared/functions/system/Hint_WFI

```
// Hint_WFI()  
// =====  
// Provides a hint indicating that the PE can enter a low-power state and  
// remain there until a wakeup event occurs.  
  
Hint_WFI(WFxType wfxtype)  
    if InterruptPending() then  
        // No further operation if an interrupt is pending.  
        EndOfInstruction();  
    else  
        if PSTATE.EL == EL0 then  
            // Check for traps described by the OS.  
            AArch64.CheckForWfxTrap(EL1, wfxtype);  
        if PSTATE.EL IN {EL0, EL1} && EL2Enabled() then  
            // Check for traps described by the Hypervisor.
```

```

    AArch64.CheckForWfxTrap(EL2, wfxttype);
  if HaveEL(EL3) && PSTATE.EL != EL3 then
    // Check for traps described by the Secure Monitor.
    AArch64.CheckForWfxTrap(EL3, wfxttype);
  WaitForInterrupt();

```

shared/functions/system/Hint_Yield

```

// Provides a hint that the task performed by a thread is of low
// importance so that it could yield to improve overall performance.
Hint_Yield();

```

shared/functions/system/IRQPending

```

// Returns TRUE if there is any pending physical IRQ.
boolean IRQPending();

```

shared/functions/system/IllegalExceptionReturn

```

// IllegalExceptionReturn()
// =====

boolean IllegalExceptionReturn(bits(N) spsr)

    // Check for illegal return:
    // * To an unimplemented Exception level.
    // * To EL2 in Secure state, when SecureEL2 is not enabled.
    // * To EL0 using AArch64 state, with SPSR.M[0]=1.
    // * To AArch64 state with SPSR.M[1]=1.
    // * To AArch32 state with an illegal value of SPSR.M.
    (valid, target) = ELFromSPSR(spsr);
    if !valid then return TRUE;

    // Check for return to higher Exception level
    if UInt(target) > UInt(PSTATE.EL) then return TRUE;

    spsr_mode_is_aarch32 = (spsr<4> == '1');

    // Check for illegal return:
    // * To EL1, EL2 or EL3 with register width specified in the SPSR different from the
    //   Execution state used in the Exception level being returned to, as determined by
    //   the SCR_EL3.RW or HCR_EL2.RW bits, or as configured from reset.
    // * To EL0 using AArch64 state when EL1 is using AArch32 state as determined by the
    //   SCR_EL3.RW or HCR_EL2.RW bits or as configured from reset.
    // * To AArch64 state from AArch32 state (should be caught by above)
    (known, target_el_is_aarch32) = ELUsingAArch32K(target);
    assert known || (target == EL0 && !ELUsingAArch32(EL1));
    if known && spsr_mode_is_aarch32 != target_el_is_aarch32 then return TRUE;

    // Check for illegal return from AArch32 to AArch64
    if UsingAArch32() && !spsr_mode_is_aarch32 then return TRUE;

    // Check for illegal return to EL1 when HCR.TGE is set and when either of
    // * SecureEL2 is enabled.
    // * SecureEL2 is not enabled and EL1 is in Non-secure state.
    if HaveEL(EL2) && target == EL1 && HCR_EL2.TGE == '1' then
      if (!IsSecureBelowEL3() || IsSecureEL2Enabled()) then return TRUE;
    return FALSE;

```

shared/functions/system/InstrSet

```
enumeration InstrSet {InstrSet_A64, InstrSet_A32, InstrSet_T32};
```

shared/functions/system/InstructionSynchronizationBarrier

```
InstructionSynchronizationBarrier(boolean vmid_sensitive);
```

shared/functions/system/InterruptPending

```
// InterruptPending()
// =====
// Returns TRUE if there are any pending physical or virtual
// interrupts, and FALSE otherwise.

boolean InterruptPending()
    boolean pending_virtual_interrupt = FALSE;
    boolean pending_physical_interrupt = (IRQPending() || FIQPending() ||
                                          IsPhysicalSErrorPending());

    if EL2Enabled() && PSTATE.EL IN {EL0, EL1} && HCR_EL2.TGE == '0' then
        boolean virq_pending = HCR_EL2.IMO == '1' && (VirtualIRQPending() || HCR_EL2.VI == '1');
        boolean vfiq_pending = HCR_EL2.FMO == '1' && (VirtualFIQPending() || HCR_EL2.VF == '1');
        boolean vsei_pending = HCR_EL2.AMO == '1' && (IsVirtualSErrorPending() || HCR_EL2.VSE == '1');
        pending_virtual_interrupt = vsei_pending || virq_pending || vfiq_pending;

    return pending_physical_interrupt || pending_virtual_interrupt;
```

shared/functions/system/IsASEInstruction

```
// Returns TRUE if the current instruction is an ASIMD or SVE vector instruction.
boolean IsASEInstruction();
```

shared/functions/system/IsCurrentSecurityState

```
// IsCurrentSecurityState()
// =====
// Returns TRUE if the current Security state matches
// the given Security state, and FALSE otherwise.

boolean IsCurrentSecurityState(SecurityState ss)
    return CurrentSecurityState() == ss;
```

shared/functions/system/IsEventRegisterSet

```
// IsEventRegisterSet()
// =====
// Return TRUE if the Event Register of this PE is set, and FALSE if it is clear.

boolean IsEventRegisterSet()
    return EventRegister == '1';
```

shared/functions/system/IsHighestEL

```
// IsHighestEL()
// =====
// Returns TRUE if given exception level is the highest exception level implemented
```

```
boolean IsHighestEL(bits(2) e1)
    return HighestEL() == e1;
```

shared/functions/system/IsPhysicalSErrorPending

```
// Returns TRUE if a physical SError interrupt is pending.
boolean IsPhysicalSErrorPending();
```

shared/functions/system/IsSErrorEdgeTriggered

```
// IsSErrorEdgeTriggered()
// =====
// Returns TRUE if the physical SError interrupt is edge-triggered
// and FALSE otherwise.

boolean IsSErrorEdgeTriggered(bits(2) target_el, bits(25) syndrome)
    if HaveRASExt() then
        if ELUsingAArch32(target_el) then
            if syndrome<11:10> != '00' then
                // AArch32 and not Uncontainable.
                return TRUE;
            else
                if syndrome<24> == '0' && syndrome<5:0> != '000000' then
                    // AArch64 and neither IMPLEMENTATION DEFINED syndrome nor Uncategorized.
                    return TRUE;
                return boolean IMPLEMENTATION_DEFINED "Edge-triggered SError";
```

shared/functions/system/IsSecure

```
// IsSecure()
// =====
// Returns TRUE if current Exception level is in Secure state.

boolean IsSecure()
    if HaveEL(EL3) && !UsingAArch32() && PSTATE.EL == EL3 then
        return TRUE;
    elseif HaveEL(EL3) && UsingAArch32() && PSTATE.M == M32_Monitor then
        return TRUE;
    return IsSecureBelowEL3();

    return TRUE;
```

shared/functions/system/IsSecureBelowEL3

```
// IsSecureBelowEL3()
// =====
// Return TRUE if an Exception level below EL3 is in Secure state
// or would be following an exception return to that level.
//
// Differs from IsSecure in that it ignores the current EL or Mode
// in considering security state.
// That is, if at AArch64 EL3 or in AArch32 Monitor mode, whether an
// exception return would pass to Secure or Non-secure state.

boolean IsSecureBelowEL3()
    return TRUE;
```

shared/functions/system/IsSecureEL2Enabled

```
// IsSecureEL2Enabled()
// =====
// Returns TRUE if Secure EL2 is enabled, FALSE otherwise.

boolean IsSecureEL2Enabled()
    return TRUE;
```

shared/functions/system/IsSynchronizablePhysicalSErrorPending

```
// Returns TRUE if a synchronizable physical SError interrupt is pending.
boolean IsSynchronizablePhysicalSErrorPending();
```

shared/functions/system/IsVirtualSErrorPending

```
// Returns TRUE if a virtual SError interrupt is pending.
boolean IsVirtualSErrorPending();
```

shared/functions/system/Mode_Bits

```
constant bits(5) M32_User    = '10000';
constant bits(5) M32_FIQ    = '10001';
constant bits(5) M32_IRQ    = '10010';
constant bits(5) M32_Svc    = '10011';
constant bits(5) M32_Monitor = '10110';
constant bits(5) M32_Abort  = '10111';
constant bits(5) M32_Hyp    = '11010';
constant bits(5) M32_Undef  = '11011';
constant bits(5) M32_System = '11111';
```

shared/functions/system/NonSecureOnlyImplementation

```
// NonSecureOnlyImplementation()
// =====
// Returns TRUE if the security state is always Non-secure for this implementation.

boolean NonSecureOnlyImplementation()
    return boolean IMPLEMENTATION_DEFINED "Non-secure only implementation";
```

shared/functions/system/PLOfEL

```
// PLOfEL()
// =====

PrivilegeLevel PLOfEL(bits(2) e1)
    case e1 of
        when EL3 return if !HaveAArch64() then PL1 else PL3;
        when EL2 return PL2;
        when EL1 return PL1;
        when EL0 return PL0;
```

shared/functions/system/PSTATE

```
ProcState PSTATE;
```

shared/functions/system/PhysicalCountInt

```
// PhysicalCountInt()
// =====
// Returns the integral part of physical count value of the System counter.

bits(64) PhysicalCountInt()
    return PhysicalCount<63:0>;
```

shared/functions/system/PrivilegeLevel

```
enumeration PrivilegeLevel {PL3, PL2, PL1, PL0};
```

shared/functions/system/ProcState

```
type ProcState is (
    bits (1) N,          // Negative condition flag
    bits (1) Z,          // Zero condition flag
    bits (1) C,          // Carry condition flag
    bits (1) V,          // Overflow condition flag
    bits (1) D,          // Debug mask bit [AArch64 only]
    bits (1) A,          // SError interrupt mask bit
    bits (1) I,          // IRQ mask bit
    bits (1) F,          // FIQ mask bit
    bits (1) PAN,        // Privileged Access Never Bit [v8.1]
    bits (1) UAO,        // User Access Override [v8.2]
    bits (1) DIT,        // Data Independent Timing [v8.4]
    bits (1) SS,         // Software step bit
    bits (1) IL,         // Illegal Execution state bit
    bits (2) EL,         // Exception level
    bits (1) nRW,        // not Register Width: 0=64, 1=32
    bits (1) SP,         // Stack pointer select: 0=SP0, 1=SPx [AArch64 only]
    bits (1) Q,          // Cumulative saturation flag [AArch32 only]
    bits (4) GE,         // Greater than or Equal flags [AArch32 only]
    bits (1) SSBS,       // Speculative Store Bypass Safe
    bits (8) IT,         // If-then bits, RES0 in CPSR [AArch32 only]
    bits (1) J,          // J bit, RES0 [AArch32 only, RES0 in SPSR and CPSR]
    bits (1) T,          // T32 bit, RES0 in CPSR [AArch32 only]
    bits (1) E,          // Endianness bit [AArch32 only]
    bits (5) M           // Mode field [AArch32 only]
)
```

shared/functions/system/RestoredITBits

```
// RestoredITBits()
// =====
// Get the value of PSTATE.IT to be restored on this exception return.

bits(8) RestoredITBits(bits(N) spsr)
    it = spsr<15:10,26:25>;

    // When PSTATE.IL is set, it is CONSTRAINED UNPREDICTABLE whether the IT bits are each set
    // to zero or copied from the SPSR.
    if PSTATE.IL == '1' then
        if ConstrainUnpredictableBool() then return '00000000';
        else return it;

    // The IT bits are forced to zero when they are set to a reserved value.
    if !IsZero(it<7:4>) && IsZero(it<3:0>) then
        return '00000000';

    // The IT bits are forced to zero when returning to A32 state, or when returning to an EL
    // with the ITD bit set to 1, and the IT bits are describing a multi-instruction block.
```

```
itd = if PSTATE.EL == EL2 then HSCTLR.ITD else SCTLR.ITD;
if (spsr<5> == '0' && !IsZero(it)) || (itd == '1' && !IsZero(it<2:0>)) then
    return '00000000';
else
    return it;
```

shared/functions/system/SecureOnlyImplementation

```
// SecureOnlyImplementation()
// =====
// Returns TRUE if the security state is always Secure for this implementation.

boolean SecureOnlyImplementation()
    return boolean IMPLEMENTATION_DEFINED "Secure-only implementation";
```

shared/functions/system/SecurityState

```
enumeration SecurityState {
    SS_NonSecure,
    SS_Secure
};
```

shared/functions/system/SecurityStateAtEL

```
// SecurityStateAtEL()
// =====
// Returns the effective security state at the exception level based off current settings.

SecurityState SecurityStateAtEL(bits(2) EL)
    return SS_Secure;
```

shared/functions/system/SendEvent

```
// Signal an event to all PEs in a multiprocessor system to set their Event Registers.
// When a PE executes the SEV instruction, it causes this function to be executed.
SendEvent();
```

shared/functions/system/SendEventLocal

```
// SendEventLocal()
// =====
// Set the local Event Register of this PE.
// When a PE executes the SEVL instruction, it causes this function to be executed.

SendEventLocal()
    EventRegister = '1';
    return;
```

shared/functions/system/SetAccumulatedFPExceptions

```
// Stores FP Exceptions accumulated by the PE.
SetAccumulatedFPExceptions(bits(8) accumulated_exceptions);
```


shared/functions/system/SetPSTATEFromPSR

```
// SetPSTATEFromPSR()
// =====

SetPSTATEFromPSR(bits(N) spsr)
    boolean illegal_psr_state = IllegalExceptionReturn(spsr);
    SetPSTATEFromPSR(spsr, illegal_psr_state);

// SetPSTATEFromPSR()
// =====
// Set PSTATE based on a PSR value

SetPSTATEFromPSR(bits(N) spsr_in, boolean illegal_psr_state)
    bits(N) spsr = spsr_in;
    boolean from_aarch64 = !UsingAArch32();
    assert N == (if from_aarch64 then 64 else 32);
    PSTATE.SS = DebugExceptionReturnSS(spsr);
    ShouldAdvanceSS = FALSE;
    if illegal_psr_state then
        PSTATE.IL = '1';
        if HaveSSBSExt() then PSTATE.SSBS = bit UNKNOWN;
        if HaveUAOExt() then PSTATE.UAO = bit UNKNOWN;
        if HaveDITExt() then PSTATE.DIT = bit UNKNOWN;
    else
        // State that is reinstated only on a legal exception return
        PSTATE.IL = spsr<20>;
        if spsr<4> == '1' then // AArch32 state
            AArch32.WriteMode(spsr<4:0>); // Sets PSTATE.EL correctly
            if HaveSSBSExt() then PSTATE.SSBS = spsr<23>;
        else // AArch64 state
            PSTATE.nRW = '0';
            PSTATE.EL = spsr<3:2>;
            PSTATE.SP = spsr<0>;
            if HaveSSBSExt() then PSTATE.SSBS = spsr<12>;
            if HaveUAOExt() then PSTATE.UAO = spsr<23>;
            if HaveDITExt() then PSTATE.DIT = spsr<24>;

    // If PSTATE.IL is set, it is CONSTRAINED UNPREDICTABLE whether the T bit is set to zero or
    // copied from SPSR.
    if PSTATE.IL == '1' && PSTATE.nRW == '1' then
        if ConstrainUnpredictableBool() then spsr<5> = '0';

    // State that is reinstated regardless of illegal exception return
    PSTATE.<N,Z,C,V> = spsr<31:28>;
    if HavePANExt() then PSTATE.PAN = spsr<22>;
    if PSTATE.nRW == '1' then // AArch32 state
        PSTATE.Q = spsr<27>;
        PSTATE.IT = RestoredITBits(spsr);
        ShouldAdvanceIT = FALSE;
        if HaveDITExt() then PSTATE.DIT = (if (Restarting() || from_aarch64) then spsr<24> else
spsr<21>);
        PSTATE.GE = spsr<19:16>;
        PSTATE.E = spsr<9>;
        PSTATE.<A,I,F> = spsr<8:6>; // No PSTATE.D in AArch32 state
        PSTATE.T = spsr<5>; // PSTATE.J is RES0
    else // AArch64 state
        PSTATE.<D,A,I,F> = spsr<9:6>; // No PSTATE.<Q,IT,GE,E,T> in AArch64 state
    return;
```

shared/functions/system/ShouldAdvanceIT

```
boolean ShouldAdvanceIT;
```

shared/functions/system/ShouldAdvanceSS

```
boolean ShouldAdvanceSS;
```

shared/functions/system/SpeculationBarrier

```
SpeculationBarrier();
```

shared/functions/system/SynchronizeContext

```
SynchronizeContext();
```

shared/functions/system/SynchronizeErrors

```
// Implements the error synchronization event.  
SynchronizeErrors();
```

shared/functions/system/TakeUnmaskedPhysicalSErrorInterrupts

```
// Take any pending unmasked physical SError interrupt.  
TakeUnmaskedPhysicalSErrorInterrupts(boolean iesb_req);
```

shared/functions/system/TakeUnmaskedSErrorInterrupts

```
// Take any pending unmasked physical SError interrupt or unmasked virtual SError  
// interrupt.  
TakeUnmaskedSErrorInterrupts();
```

shared/functions/system/ThisInstr

```
bits(32) ThisInstr();
```

shared/functions/system/ThisInstrLength

```
integer ThisInstrLength();
```

shared/functions/system/Unreachable

```
Unreachable()  
    assert FALSE;
```

shared/functions/system/UsingAArch32

```
// UsingAArch32()  
// =====  
// Return TRUE if the current Exception level is using AArch32, FALSE if using AArch64.  
  
boolean UsingAArch32()  
    boolean aarch32 = (PSTATE.nRW == '1');  
    if !HaveAArch32() then assert !aarch32;
```

```
if !HaveAArch64() then assert aarch32;
return aarch32;
```

shared/functions/system/VirtualFIQPending

```
// Returns TRUE if there is any pending virtual FIQ.
boolean VirtualFIQPending();
```

shared/functions/system/VirtualIRQPending

```
// Returns TRUE if there is any pending virtual IRQ.
boolean VirtualIRQPending();
```

shared/functions/system/WFxType

```
enumeration WFxType {WfxType_WFE, WfxType_WFI};
```

shared/functions/system/WaitForEvent

```
// WaitForEvent()
// =====
// PE optionally suspends execution until one of the following occurs:
// - A WFE wakeup event.
// - A reset.
// - The implementation chooses to resume execution.
// It is IMPLEMENTATION DEFINED whether restarting execution after the period of
// suspension causes the Event Register to be cleared.
```

```
WaitForEvent()
  if !IsEventRegisterSet() then
    EnterLowPowerState();
  return;
```

shared/functions/system/WaitForInterrupt

```
// WaitForInterrupt()
// =====
// PE optionally suspends execution until one of the following occurs:
// - A WFI wakeup event.
// - A reset.
// - The implementation chooses to resume execution.
```

```
WaitForInterrupt()
  EnterLowPowerState();
  return;
```

shared/functions/unpredictable/ConstrainUnpredictable

```
// ConstrainUnpredictable()
// =====
// Return the appropriate Constraint result to control the caller's behavior. The return value
// is IMPLEMENTATION DEFINED within a permitted list for each UNPREDICTABLE case.
// (The permitted list is determined by an assert or case statement at the call site.)

// NOTE: This version of the function uses an Unpredictable argument to define the call site.
// This argument does not appear in the version used in the Armv8 Architecture Reference Manual.
// The extra argument is used here to allow this example definition. This is an example only and
```

// does not imply a fixed implementation of these behaviors. Indeed the intention is that it should
 // be defined by each implementation, according to its implementation choices.

```

Constraint ConstrainUnpredictable(Unpredictable which)
  case which of
    when Unpredictable_VMSR
      return Constraint_UNDEF;
    when Unpredictable_WBOVERLAPLD
      return Constraint_WBSUPPRESS; // return loaded value
    when Unpredictable_WBOVERLAPST
      return Constraint_NONE; // store pre-writeback value
    when Unpredictable_LDOVERLAP
      return Constraint_UNDEF; // instruction is UNDEFINED
    when Unpredictable_BASEOVERLAP
      return Constraint_UNKNOWN; // use UNKNOWN address
    when Unpredictable_DATAOVERLAP
      return Constraint_UNKNOWN; // store UNKNOWN value
    when Unpredictable_DEVPAGE2
      return Constraint_FAULT; // take an alignment fault
    when Unpredictable_INSTRDEVICE
      return Constraint_NONE; // Do not take a fault
    when Unpredictable_RESCPACR
      return Constraint_TRUE; // Map to UNKNOWN value
    when Unpredictable_RESMAIR
      return Constraint_UNKNOWN; // Map to UNKNOWN value
    when Unpredictable_S2RESMEMATTR
      return Constraint_NC; // Map to Noncacheable value
    when Unpredictable_RESTEXCB
      return Constraint_UNKNOWN; // Map to UNKNOWN value
    when Unpredictable_RESDACR
      return Constraint_UNKNOWN; // Map to UNKNOWN value
    when Unpredictable_RESRRR
      return Constraint_UNKNOWN; // Map to UNKNOWN value
    when Unpredictable_RESVTCRS
      return Constraint_UNKNOWN; // Map to UNKNOWN value
    when Unpredictable_RESTnSZ
      return Constraint_FORCE; // Map to the limit value
    when Unpredictable_OORTnSZ
      return Constraint_FORCE; // Map to the limit value
    when Unpredictable_LARGEIPA
      return Constraint_FORCE; // Restrict the IA size to the PAMax value
    when Unpredictable_ESRCONDPASS
      return Constraint_FALSE; // Report as "AL"
    when Unpredictable_ILZEROIT
      return Constraint_FALSE; // Do not zero PSTATE.IT
    when Unpredictable_ILZEROT
      return Constraint_FALSE; // Do not zero PSTATE.T
    when Unpredictable_BPVECTORCATCHPRI
      return Constraint_TRUE; // Debug Vector Catch: match on 2nd halfword
    when Unpredictable_VCMATCHHALF
      return Constraint_FALSE; // No match
    when Unpredictable_VCMATCHDAPA
      return Constraint_FALSE; // No match on Data Abort or Prefetch abort
    when Unpredictable_WPMASKANDBAS
      return Constraint_FALSE; // Watchpoint disabled
    when Unpredictable_WPBASCONTIGUOUS
      return Constraint_FALSE; // Watchpoint disabled
    when Unpredictable_RESWPMASK
      return Constraint_DISABLED; // Watchpoint disabled
    when Unpredictable_WPMASKEDBITS
      return Constraint_FALSE; // Watchpoint disabled
    when Unpredictable_RESBPWCTRL
      return Constraint_DISABLED; // Breakpoint/watchpoint disabled
    when Unpredictable_BPNOTIMPL
      return Constraint_DISABLED; // Breakpoint disabled
    when Unpredictable_RESBPTYPE
      return Constraint_DISABLED; // Breakpoint disabled
    when Unpredictable_BPNOTCTXCMP
  
```

```

        return Constraint_DISABLED; // Breakpoint disabled
    when Unpredictable_BPMATCHHALF
        return Constraint_FALSE; // No match
    when Unpredictable_BPMISMATCHHALF
        return Constraint_FALSE; // No match
    when Unpredictable_RESTARTALIGNPC
        return Constraint_FALSE; // Do not force alignment
    when Unpredictable_RESTARTZEROUPPERPC
        return Constraint_TRUE; // Force zero extension
    when Unpredictable_ZEROUPPER
        return Constraint_TRUE; // zero top halves of X registers
    when Unpredictable_ERETZEROUPPERPC
        return Constraint_TRUE; // zero top half of PC
    when Unpredictable_A32FORCEALIGNPC
        return Constraint_FALSE; // Do not force alignment
    when Unpredictable_SMD
        return Constraint_UNDEF; // disabled SMC is Unallocated
    when Unpredictable_S2EL1MPUCONFIG
        return Constraint_MPU_FAULT; // Raise MPU fault
    when Unpredictable_Shareability
        return Constraint_OSH; // Map reserved encoding of shareability to Outer Shareable
    when Unpredictable_AFUPDATE
        return Constraint_TRUE; // AF update for alignment or Permission fault
    when Unpredictable_IESBinDebug // Use SCTLR[].IESB in Debug state
        return Constraint_TRUE;
    when Unpredictable_CLEARERRITZZERO // Clearing sticky errors when instruction in flight
        return Constraint_FALSE;
    when Unpredictable_ALUEXCEPTIONRETURN
        return Constraint_UNDEF;
    when Unpredictable_DBGxVR_RESS
        return Constraint_FALSE;
    when Unpredictable_PMSCR_PCT
        return Constraint_PMSCR_PCT_VIRT;
// Misaligned exclusives, atomics, acquire/release to region that is not Normal Cacheable WB are
atomic
    when Unpredictable_MISALIGNEDATOMIC
        return Constraint_FALSE;

    when Unpredictable_IGNORETRAPINDEBUG
        return Constraint_TRUE; // Trap to register access in debug state is ignored
    when Unpredictable_PMUEVENTCOUNTER
        return Constraint_UNDEF; // Accesses to the register are UNDEFINED

```

shared/functions/unpredictable/ConstrainUnpredictableBits

```

// ConstrainUnpredictableBits()
// =====

// This is a variant of ConstrainUnpredictable for when the result can be Constraint_UNKNOWN.
// If the result is Constraint_UNKNOWN then the function also returns UNKNOWN value, but that
// value is always an allocated value; that is, one for which the behavior is not itself
// CONSTRAINED.

// NOTE: This version of the function uses an Unpredictable argument to define the call site.
// This argument does not appear in the version used in the Armv8 Architecture Reference Manual.
// See the NOTE on ConstrainUnpredictable() for more information.

// This is an example placeholder only and does not imply a fixed implementation of the bits part
// of the result, and may not be applicable in all cases.

(Constraint, bits(width)) ConstrainUnpredictableBits(Unpredictable which)

    c = ConstrainUnpredictable(which);

    if c == Constraint_UNKNOWN then
        return (c, Zeros(width)); // See notes; this is an example implementation only

```

```

elseif c == Constraint_PMSCR_PCT_VIRT then
  return (c, Zeros(width));
else
  return (c, bits(width) UNKNOWN); // bits result not used

```

shared/functions/unpredictable/ConstrainUnpredictableBool

```

// ConstrainUnpredictableBool()
// =====

// This is a simple wrapper function for cases where the constrained result is either TRUE or FALSE.

// NOTE: This version of the function uses an Unpredictable argument to define the call site.
// This argument does not appear in the version used in the Armv8 Architecture Reference Manual.
// See the NOTE on ConstrainUnpredictable() for more information.

boolean ConstrainUnpredictableBool(Unpredictable which)

  c = ConstrainUnpredictable(which);
  assert c IN {Constraint_TRUE, Constraint_FALSE};
  return (c == Constraint_TRUE);

```

shared/functions/unpredictable/ConstrainUnpredictableInteger

```

// ConstrainUnpredictableInteger()
// =====

// This is a variant of ConstrainUnpredictable for when the result can be Constraint_UNKNOWN. If
// the result is Constraint_UNKNOWN then the function also returns an UNKNOWN value in the range
// low to high, inclusive.

// NOTE: This version of the function uses an Unpredictable argument to define the call site.
// This argument does not appear in the version used in the Armv8 Architecture Reference Manual.
// See the NOTE on ConstrainUnpredictable() for more information.

// This is an example placeholder only and does not imply a fixed implementation of the integer part
// of the result.

(Constraint, integer) ConstrainUnpredictableInteger(integer low, integer high, Unpredictable which)

  c = ConstrainUnpredictable(which);

  if c == Constraint_UNKNOWN then
    return (c, low); // See notes; this is an example implementation only
  else
    return (c, integer UNKNOWN); // integer result not used

```

shared/functions/unpredictable/Constraint

```

enumeration Constraint  { // General
  Constraint_NONE,      // Instruction executes with
                        // no change or side-effect to its described
behavior
  Constraint_UNKNOWN,   // Destination register has UNKNOWN value
  Constraint_UNDEF,     // Instruction is UNDEFINED
  Constraint_UNDEFEL0,  // Instruction is UNDEFINED at EL0 only
  Constraint_NOP,       // Instruction executes as NOP
  Constraint_TRUE,
  Constraint_FALSE,
  Constraint_DISABLED,
  Constraint_UNCOND,    // Instruction executes unconditionally
  Constraint_COND,      // Instruction executes conditionally
  Constraint_ADDITIONAL_DECODE, // Instruction executes with additional decode

```

```
// Load-store
Constraint_WBSUPPRESS,
Constraint_FAULT,
Constraint_MPU_FAULT, // Raise MPU fault
Constraint_MPU_ATTR_UNKNOWN, // MPU Attribute is UNKNOWN
Constraint_OSH, // Constrain to Outer Shareable
Constraint_ISH, // Constrain to Inner Shareable
Constraint_NSH, // Constrain to Nonshareable

Constraint_NC, // Constrain to Noncacheable
Constraint_WT, // Constrain to Writethrough
Constraint_WB, // Constrain to Writeback

// IPA too large
Constraint_FORCE, Constraint_FORCENOSLCHECK,
// PMSCR_PCT reserved values select Virtual timestamp
Constraint_PMSCR_PCT_VIRT};
```

shared/functions/unpredictable/Unpredictable

```
enumeration Unpredictable { // VMSR on MVFR
  Unpredictable_VMSR,
  // Writeback/transfer register overlap (load)
  Unpredictable_WBOVERLAPLD,
  // Writeback/transfer register overlap (store)
  Unpredictable_WBOVERLAPST,
  // Load Pair transfer register overlap
  Unpredictable_LDPOVERLAP,
  // Store-exclusive base/status register overlap
  Unpredictable_BASEOVERLAP,
  // Store-exclusive data/status register overlap
  Unpredictable_DATAOVERLAP,
  // Load-store alignment checks
  Unpredictable_DEVPAGE2,
  // Instruction fetch from Device memory
  Unpredictable_INSTRDEVICE,
  // Reserved CPACR value
  Unpredictable_RESCPACR,
  // Reserved MAIR value
  Unpredictable_RESMAIR,
  // Reserved Stage 2 MemAttr value
  Unpredictable_S2RESMEMATTR,
  // Reserved TEX:C:B value
  Unpredictable_RESTEXCB,
  // Reserved PRRR value
  Unpredictable_RESPRRR,
  // Reserved DACR field
  Unpredictable_RESDACR,
  // Reserved VTCR.S value
  Unpredictable_RESVTCRS,
  // Reserved TCR.TnSZ value
  Unpredictable_RESTnSZ,
  // Out-of-range TCR.TnSZ value
  Unpredictable_OORTnSZ,
  // IPA size exceeds PA size
  Unpredictable_LARGEIPA,
  // Syndrome for a known-passing conditional A32 instruction
  Unpredictable_ESRCONDPASS,
  // Illegal State exception: zero PSTATE.IT
  Unpredictable_ILZEROIT,
  // Illegal State exception: zero PSTATE.T
  Unpredictable_ILZEROT,
  // Debug: prioritization of Vector Catch
  Unpredictable_BPVECTORCATCHPRI,
  // Debug Vector Catch: match on 2nd halfword
  Unpredictable_VCMATCHHALF,
```

```
// Debug Vector Catch: match on Data Abort or Prefetch abort
Unpredictable_VCMATCHDAPA,
// Debug watchpoints: non-zero MASK and non-ones BAS
Unpredictable_WPMASKANDBAS,
// Debug watchpoints: non-contiguous BAS
Unpredictable_WPBASCONTIGUOUS,
// Debug watchpoints: reserved MASK
Unpredictable_RESWPMASK,
// Debug watchpoints: non-zero MASKed bits of address
Unpredictable_WPMASKEDBITS,
// Debug breakpoints and watchpoints: reserved control bits
Unpredictable_RESBPWCTRL,
// Debug breakpoints: not implemented
Unpredictable_BPNOTIMPL,
// Debug breakpoints: reserved type
Unpredictable_RESBPTYPE,
// Debug breakpoints: not-context-aware breakpoint
Unpredictable_BPNOTCTXCMP,
// Debug breakpoints: match on 2nd halfword of instruction
Unpredictable_BPMATCHHALF,
// Debug breakpoints: mismatch on 2nd halfword of instruction
Unpredictable_BPMISMATCHHALF,
// Debug: restart to a misaligned AArch32 PC value
Unpredictable_RESTARTALIGNPC,
// Debug: restart to a not-zero-extended AArch32 PC value
Unpredictable_RESTARTZEROUPPERPC,
// Zero top 32 bits of X registers in AArch32 state
Unpredictable_ZEROUPPER,
// Zero top 32 bits of PC on illegal return to AArch32 state
Unpredictable_ERETZEROUPPERPC,
// Force address to be aligned when interworking branch to A32 state
Unpredictable_A32FORCEALIGNPC,
// SMC disabled
Unpredictable_SMD,
// Stage-2 EL1&0 mismatch MPU configuration.
Unpredictable_S2EL1MPUCONFIG,
// Reserved shareability encoding
Unpredictable_Shareability,
// Access Flag Update by HW
Unpredictable_AFUPDATE,
// Consider SCTLR[.IESB in Debug state
Unpredictable_IESBinDebug,
// Timestamp constrained to virtual or physical
Unpredictable_EL2TIMESTAMP,
Unpredictable_EL1TIMESTAMP,
// Misaligned exclusives, atomics, acquire/release to region that is not
Normal Cacheable WB are atomic
Unpredictable_MISALIGNEDATOMIC,
// Clearing DCC/ITR sticky flags when instruction is in flight
Unpredictable_CLEARERRITEZERO,
// ALUEXCEPTIONRETURN when in user/system mode in A32 instructions
Unpredictable_ALUEXCEPTIONRETURN,
// Trap to register in debug state are ignored
Unpredictable_IGNORETRAPINDEBUG,
// Compare DBGVVR.RESS for BP/WP
Unpredictable_DBGxVR_RESS,
// Inaccessible event counter
Unpredictable_PMUEVENTCOUNTER,
// Reserved PMSCR.PCT behaviour.
Unpredictable_PMSCR_PCT,
};
```


shared/functions/vector/AdvSIMDExpandImm

```
// AdvSIMDExpandImm()
// =====

bits(64) AdvSIMDExpandImm(bit op, bits(4) cmode, bits(8) imm8)
bits(64) imm64;
case cmode<3:1> of
  when '000'
    imm64 = Replicate(Zeros(24):imm8, 2);
  when '001'
    imm64 = Replicate(Zeros(16):imm8:Zeros(8), 2);
  when '010'
    imm64 = Replicate(Zeros(8):imm8:Zeros(16), 2);
  when '011'
    imm64 = Replicate(imm8:Zeros(24), 2);
  when '100'
    imm64 = Replicate(Zeros(8):imm8, 4);
  when '101'
    imm64 = Replicate(imm8:Zeros(8), 4);
  when '110'
    if cmode<0> == '0' then
      imm64 = Replicate(Zeros(16):imm8:Ones(8), 2);
    else
      imm64 = Replicate(Zeros(8):imm8:Ones(16), 2);
  when '111'
    if cmode<0> == '0' && op == '0' then
      imm64 = Replicate(imm8, 8);
    if cmode<0> == '0' && op == '1' then
      imm8a = Replicate(imm8<7>, 8); imm8b = Replicate(imm8<6>, 8);
      imm8c = Replicate(imm8<5>, 8); imm8d = Replicate(imm8<4>, 8);
      imm8e = Replicate(imm8<3>, 8); imm8f = Replicate(imm8<2>, 8);
      imm8g = Replicate(imm8<1>, 8); imm8h = Replicate(imm8<0>, 8);
      imm64 = imm8a:imm8b:imm8c:imm8d:imm8e:imm8f:imm8g:imm8h;
    if cmode<0> == '1' && op == '0' then
      imm32 = imm8<7>:NOT(imm8<6>):Replicate(imm8<6>,5):imm8<5>:0:Zeros(19);
      imm64 = Replicate(imm32, 2);
    if cmode<0> == '1' && op == '1' then
      if UsingAArch32() then ReservedEncoding();
      imm64 = imm8<7>:NOT(imm8<6>):Replicate(imm8<6>,8):imm8<5>:0:Zeros(48);

return imm64;
```

shared/functions/vector/PolynomialMult

```
// PolynomialMult()
// =====

bits(M+N) PolynomialMult(bits(M) op1, bits(N) op2)
result = Zeros(M+N);
extended_op2 = ZeroExtend(op2, M+N);
for i=0 to M-1
  if op1<i> == '1' then
    result = result EOR LSL(extended_op2, i);
return result;
```

shared/functions/vector/SatQ

```
// SatQ()
// =====

(bits(N), boolean) SatQ(integer i, integer N, boolean unsigned)
```

```
(result, sat) = if unsigned then UnsignedSatQ(i, N) else SignedSatQ(i, N);  
return (result, sat);
```

shared/functions/vector/SignedSatQ

```
// SignedSatQ()  
// =====  
  
(bits(N), boolean) SignedSatQ(integer i, integer N)  
integer result;  
boolean saturated;  
if i > 2(N-1) - 1 then  
    result = 2(N-1) - 1; saturated = TRUE;  
elseif i < -(2(N-1)) then  
    result = -(2(N-1)); saturated = TRUE;  
else  
    result = i; saturated = FALSE;  
return (result<N-1:0>, saturated);
```

shared/functions/vector/UnsignedRSqrtEstimate

```
// UnsignedRSqrtEstimate()  
// =====  
  
bits(N) UnsignedRSqrtEstimate(bits(N) operand)  
assert N == 32;  
bits(N) result;  
if operand<N-1:N-2> == '00' then // Operands <= 0x3FFFFFFF produce 0xFFFFFFFF  
    result = Ones(N);  
else  
    // input is in the range 0x40000000 .. 0xffffffff representing [0.25 .. 1.0)  
    // estimate is in the range 256 .. 511 representing [1.0 .. 2.0)  
    estimate = RecipSqrtEstimate(UInt(operand<31:23>));  
    // result is in the range 0x80000000 .. 0xff800000 representing [1.0 .. 2.0)  
    result = estimate<8:0> : Zeros(N-9);  
  
return result;
```

shared/functions/vector/UnsignedRecipEstimate

```
// UnsignedRecipEstimate()  
// =====  
  
bits(N) UnsignedRecipEstimate(bits(N) operand)  
assert N == 32;  
bits(N) result;  
if operand<N-1> == '0' then // Operands <= 0x7FFFFFFF produce 0xFFFFFFFF  
    result = Ones(N);  
else  
    // input is in the range 0x80000000 .. 0xffffffff representing [0.5 .. 1.0)  
  
    // estimate is in the range 256 to 511 representing [1.0 .. 2.0)  
    estimate = RecipEstimate(UInt(operand<31:23>));  
  
    // result is in the range 0x80000000 .. 0xff800000 representing [1.0 .. 2.0)  
    result = estimate<8:0> : Zeros(N-9);  
  
return result;
```

shared/functions/vector/UnsignedSatQ

```
// UnsignedSatQ()
// =====

(bits(N), boolean) UnsignedSatQ(integer i, integer N)
  integer result;
  boolean saturated;
  if i > 2^N - 1 then
    result = 2^N - 1; saturated = TRUE;
  elsif i < 0 then
    result = 0; saturated = TRUE;
  else
    result = i; saturated = FALSE;
  return (result<N-1:0>, saturated);
```

I1.2.4 shared/translation

This section includes the following pseudocode functions:

- [shared/translation/at/ATAccess](#) on page I1-556.
- [shared/translation/at/EncodePARAttrs](#) on page I1-556.
- [shared/translation/at/PAREncodeShareability](#) on page I1-557.
- [shared/translation/at/TranslationStage](#) on page I1-557.
- [shared/translation/attrs/DecodeDevice](#) on page I1-557.
- [shared/translation/attrs/DecodeLDFAttr](#) on page I1-557.
- [shared/translation/attrs/DecodeSDFAttr](#) on page I1-558.
- [shared/translation/attrs/DecodeShareability](#) on page I1-558.
- [shared/translation/attrs/EffectiveShareability](#) on page I1-558.
- [shared/translation/attrs/MAIRAttr](#) on page I1-559.
- [shared/translation/attrs/NormalNCMemAttr](#) on page I1-559.
- [shared/translation/attrs/S1ConstrainUnpredictableRESMAIR](#) on page I1-559.
- [shared/translation/attrs/S1DecodeMemAttrs](#) on page I1-559.
- [shared/translation/attrs/S2CombineS1AttrHints](#) on page I1-560.
- [shared/translation/attrs/S2CombineS1Device](#) on page I1-560.
- [shared/translation/attrs/S2CombineS1MemAttrs](#) on page I1-560.
- [shared/translation/attrs/S2CombineS1Shareability](#) on page I1-561.
- [shared/translation/attrs/WalkMemAttrs](#) on page I1-561.
- [shared/translation/faults/AlignmentFault](#) on page I1-561.
- [shared/translation/faults/AsyncExternalAbort](#) on page I1-562.
- [shared/translation/faults/NoFault](#) on page I1-562.
- [shared/translation/translation/S1TranslationRegime](#) on page I1-562.
- [shared/translation/vmsa/AddressDescriptor](#) on page I1-562.
- [shared/translation/vmsa/ContiguousSize](#) on page I1-563.
- [shared/translation/vmsa/CreateAddressDescriptor](#) on page I1-563.
- [shared/translation/vmsa/CreateFaultyAddressDescriptor](#) on page I1-563.
- [shared/translation/vmsa/DescriptorType](#) on page I1-563.
- [shared/translation/vmsa/Domains](#) on page I1-564.
- [shared/translation/vmsa/FetchDescriptor](#) on page I1-564.
- [shared/translation/vmsa/HasUnprivileged](#) on page I1-564.
- [shared/translation/vmsa/IsAtomicRW](#) on page I1-564.
- [shared/translation/vmsa/Regime](#) on page I1-565.
- [shared/translation/vmsa/RegimeUsingAArch32](#) on page I1-565.
- [shared/translation/vmsa/SITTWParams](#) on page I1-565.
- [shared/translation/vmsa/SDFType](#) on page I1-565.

- [shared/translation/vmsa/SecurityStateForRegime](#) on page I1-566.
- [shared/translation/vmsa/StageOA](#) on page I1-566.
- [shared/translation/vmsa/TGx](#) on page I1-566.
- [shared/translation/vmsa/TGxGranuleBits](#) on page I1-566.
- [shared/translation/vmsa/TLBContext](#) on page I1-566.
- [shared/translation/vmsa/TLBRecord](#) on page I1-567.
- [shared/translation/vmsa/TTWState](#) on page I1-567.
- [shared/translation/vmsa/TranslationRegime](#) on page I1-567.
- [shared/translation/vmsa/TranslationSize](#) on page I1-567.
- [shared/translation/vmsa/UseASID](#) on page I1-568.
- [shared/translation/vmsa/UseVMID](#) on page I1-568.
- [shared/translation/vmsa/VARange](#) on page I1-568.

shared/translation/at/ATAccess

```
enumeration ATAccess {
    ATAccess_Read,
    ATAccess_Write,
    ATAccess_ReadPAN,
    ATAccess_WritePAN
};
```

shared/translation/at/EncodePARAttrs

```
// EncodePARAttrs()
// =====
// Convert orthogonal attributes and hints to 64-bit PAR ATTR field.

bits(8) EncodePARAttrs(MemoryAttributes memattrs)
    bits(8) result;

    if memattrs.memtype == MemType_Device then
        result<7:4> = '0000';
        if memattrs.device == DeviceType_nGnRnE then
            result<3:0> = '0000';
        elsif memattrs.device == DeviceType_nGnRE then
            result<3:0> = '0100';
        elsif memattrs.device == DeviceType_nGRE then
            result<3:0> = '1000';
        else // DeviceType_GRE
            result<3:0> = '1100';
    else
        if memattrs.outer.attrs == MemAttr_WT then
            result<7:6> = if memattrs.outer.transient then '00' else '10';
            result<5:4> = memattrs.outer.hints;
        elsif memattrs.outer.attrs == MemAttr_WB then
            result<7:6> = if memattrs.outer.transient then '01' else '11';
            result<5:4> = memattrs.outer.hints;
        else // MemAttr_NC
            result<7:4> = '0100';

        if memattrs.inner.attrs == MemAttr_WT then
            result<3:2> = if memattrs.inner.transient then '00' else '10';
            result<1:0> = memattrs.inner.hints;
        elsif memattrs.inner.attrs == MemAttr_WB then
            result<3:2> = if memattrs.inner.transient then '01' else '11';
            result<1:0> = memattrs.inner.hints;
        else // MemAttr_NC
            result<3:0> = '0100';
```

```
return result;
```

shared/translation/at/PAREncodeShareability

```
// PAREncodeShareability()
// =====
// Derive 64-bit PAR SH field.

bits(2) PAREncodeShareability(MemoryAttributes memattrs)
  if (memattrs.memtype == MemType_Device ||
      (memattrs.inner.attrs == MemAttr_NC &&
       memattrs.outer.attrs == MemAttr_NC)) then
    // Force Outer-Shareable on Device and Normal Non-Cacheable memory
    return '10';

  case memattrs.shareability of
    when Shareability_NSH return '00';
    when Shareability_ISH return '11';
    when Shareability_OSH return '10';
```

shared/translation/at/TranslationStage

```
enumeration TranslationStage {
  TranslationStage_1,
  TranslationStage_12
};
```

shared/translation/attrs/DecodeDevice

```
// DecodeDevice()
// =====
// Decode output Device type

DeviceType DecodeDevice(bits(2) device)
  case device of
    when '00' return DeviceType_nGnRnE;
    when '01' return DeviceType_nGnRE;
    when '10' return DeviceType_nGRE;
    when '11' return DeviceType_GRE;
```

shared/translation/attrs/DecodeLDFAttr

```
// DecodeLDFAttr()
// =====
// Decode memory attributes using LDF (Long Descriptor Format) mapping

MemAttrHints DecodeLDFAttr(bits(4) attr)
  MemAttrHints ldfattr;

  if attr IN {'x0xx'} then ldfattr.attrs = MemAttr_WT; // Write-through
  elsif attr == '0100' then ldfattr.attrs = MemAttr_NC; // Non-cacheable
  elsif attr IN {'x1xx'} then ldfattr.attrs = MemAttr_WB; // Write-back
  else
    Unreachable();

  // Allocation hints are applicable only to cacheable memory.
  if ldfattr.attrs != MemAttr_NC then
    case attr<1:0> of
      when '00' ldfattr.hints = MemHint_No; // No allocation hints
      when '01' ldfattr.hints = MemHint_WA; // Write-allocate
      when '10' ldfattr.hints = MemHint_RA; // Read-allocate
```

```

    when '11' ldfattr.hints = MemHint_RWA; // Read/Write allocate

    // The Transient hint applies only to cacheable memory with some allocation hints.
    if ldfattr.attrs != MemAttr_NC && ldfattr.hints != MemHint_No then
        ldfattr.transient = attr<3> == '0';

    return ldfattr;
  
```

shared/translation/atrrs/DecodeSDFAttr

```

// DecodeSDFAttr()
// =====
// Decode memory attributes using SDF (Short Descriptor Format) mapping

MemAttrHints DecodeSDFAttr(bits(2) rgn)
  MemAttrHints sdfattr;

  case rgn of
    when '00' // Non-cacheable (no allocate)
      sdfattr.attrs = MemAttr_NC;
    when '01' // Write-back, Read and Write allocate
      sdfattr.attrs = MemAttr_WB;
      sdfattr.hints = MemHint_RWA;
    when '10' // Write-through, Read allocate
      sdfattr.attrs = MemAttr_WT;
      sdfattr.hints = MemHint_RA;
    when '11' // Write-back, Read allocate
      sdfattr.attrs = MemAttr_WB;
      sdfattr.hints = MemHint_RA;

  sdfattr.transient = FALSE;

  return sdfattr;
  
```

shared/translation/atrrs/DecodeShareability

```

// DecodeShareability()
// =====
// Decode shareability of target memory region

Shareability DecodeShareability(bits(2) sh)
  case sh of
    when '10' return Shareability_OSH;
    when '11' return Shareability_ISH;
    when '00' return Shareability_NSH;
    otherwise
      case ConstrainUnpredictable() of
        when Constraint_OSH return Shareability_OSH;
        when Constraint_ISH return Shareability_ISH;
        when Constraint_NSH return Shareability_NSH;
  
```

shared/translation/atrrs/EffectiveShareability

```

// EffectiveShareability()
// =====
// Force Outer Shareability on Device and Normal iNCoNC memory

Shareability EffectiveShareability(MemoryAttributes memattr)
  if (memattr.memtype == MemType_Device ||
      (memattr.inner.attrs == MemAttr_NC &&
       memattr.outer.attrs == MemAttr_NC)) then
    return Shareability_OSH;
  
```

```
else
    return memattrs.shareability;
```

shared/translation/attrs/MAIRAttr

```
// MAIRAttr()
// =====
// Retrieve the memory attribute encoding indexed in the given MAIR

bits(8) MAIRAttr(integer index, MAIRType mair)
    bit_index = 8 * index;
    return mair<bit_index+7:bit_index>;
```

shared/translation/attrs/NormalNCMemAttr

```
// NormalNCMemAttr()
// =====
// Normal Non-cacheable memory attributes

MemoryAttributes NormalNCMemAttr()
    MemAttrHints non_cacheable;
    non_cacheable.attrs = MemAttr_NC;

    MemoryAttributes nc_memattrs;
    nc_memattrs.memtype = MemType_Normal;
    nc_memattrs.outer = non_cacheable;
    nc_memattrs.inner = non_cacheable;
    nc_memattrs.shareability = Shareability_OSH;

    return nc_memattrs;
```

shared/translation/attrs/S1ConstrainUnpredictableRESMAIR

```
// S1ConstrainUnpredictableRESMAIR()
// =====
// Determine whether a reserved value occupies MAIR_ELx.AttrN

boolean S1ConstrainUnpredictableRESMAIR(bits(8) attr, boolean s1aarch64)
    case attr of
        when '0000xxxx' return attr<1:0> != '00';
        when 'xxxx0000' return TRUE;
        otherwise return FALSE;
```

shared/translation/attrs/S1DecodeMemAttrs

```
// S1DecodeMemAttrs()
// =====
// Decode MAIR-format memory attributes assigned in stage 1

MemoryAttributes S1DecodeMemAttrs(bits(8) attr_in, bits(2) sh, boolean s1aarch64)
    bits(8) attr = attr_in;
    if S1ConstrainUnpredictableRESMAIR(attr, s1aarch64) then
        (-, attr) = ConstrainUnpredictableBits();

    MemoryAttributes memattrs;
    case attr of
        when '0000xxxx' // Device memory
            memattrs.memtype = MemType_Device;
            memattrs.device = DecodeDevice(attr<3:2>);
        otherwise
            memattrs.memtype = MemType_Normal;
```

```
memattrs.outer = DecodeLDFAttr(attr<7:4>);  
memattrs.inner = DecodeLDFAttr(attr<3:0>);  
  
memattrs.shareability = DecodeShareability(sh);  
  
return memattrs;
```

shared/translation/attrs/S2CombineS1AttrHints

```
// S2CombineS1AttrHints()  
// =====  
// Determine resultant Normal memory cacheability and allocation hints from  
// combining stage 1 Normal memory attributes and stage 2 cacheability attributes.  
  
MemAttrHints S2CombineS1AttrHints(MemAttrHints s1_attrhints, MemAttrHints s2_attrhints)  
    MemAttrHints attrhints;  
  
    if s1_attrhints.attrs == MemAttr_NC || s2_attrhints.attrs == MemAttr_NC then  
        attrhints.attrs = MemAttr_NC;  
    elseif s1_attrhints.attrs == MemAttr_WT || s2_attrhints.attrs == MemAttr_WT then  
        attrhints.attrs = MemAttr_WT;  
    else  
        attrhints.attrs = MemAttr_WB;  
  
    // Stage 2 does not assign any allocation hints  
    // Instead, they are inherited from stage 1  
    if attrhints.attrs != MemAttr_NC then  
        attrhints.hints = s1_attrhints.hints;  
        attrhints.transient = s1_attrhints.transient;  
  
    return attrhints;
```

shared/translation/attrs/S2CombineS1Device

```
// S2CombineS1Device()  
// =====  
// Determine resultant Device type from combining output memory attributes  
// in stage 1 and Device attributes in stage 2  
  
DeviceType S2CombineS1Device(DeviceType s1_device, DeviceType s2_device)  
    if s1_device == DeviceType_nGnRnE || s2_device == DeviceType_nGnRnE then  
        return DeviceType_nGnRnE;  
    elseif s1_device == DeviceType_nGnRE || s2_device == DeviceType_nGnRE then  
        return DeviceType_nGnRE;  
    elseif s1_device == DeviceType_nGRE || s2_device == DeviceType_nGRE then  
        return DeviceType_nGRE;  
    else  
        return DeviceType_GRE;
```

shared/translation/attrs/S2CombineS1MemAttrs

```
// S2CombineS1MemAttrs()  
// =====  
// Combine stage 2 with stage 1 memory attributes  
  
MemoryAttributes S2CombineS1MemAttrs(MemoryAttributes s1_memattrs,  
    MemoryAttributes s2_memattrs)  
    MemoryAttributes memattrs;  
  
    if s1_memattrs.memtype == MemType_Device && s2_memattrs.memtype == MemType_Device then  
        memattrs.memtype = MemType_Device;  
        memattrs.device = S2CombineS1Device(s1_memattrs.device, s2_memattrs.device);  
    elseif s1_memattrs.memtype == MemType_Device then // S2 Normal, S1 Device
```



```

    memattrs = s1_memattrs;
  elsif s2_memattrs.memtype == MemType_Device then // S2 Device, S1 Normal
    memattrs = s2_memattrs;
  else // S2 Normal, S1 Normal
    memattrs.memtype = MemType_Normal;
    memattrs.inner = S2CombineS1AttrHints(s1_memattrs.inner, s2_memattrs.inner);
    memattrs.outer = S2CombineS1AttrHints(s1_memattrs.outer, s2_memattrs.outer);

    memattrs.shareability = S2CombineS1Shareability(s1_memattrs.shareability,
                                                    s2_memattrs.shareability);

    memattrs.shareability = EffectiveShareability(memattrs);
  return memattrs;

```

shared/translation/attrs/S2CombineS1Shareability

```

// S2CombineS1Shareability()
// =====
// Combine stage 2 shareability with stage 1

Shareability S2CombineS1Shareability(Shareability s1_shareability,
                                     Shareability s2_shareability)

  if (s1_shareability == Shareability_OSH ||
      s2_shareability == Shareability_OSH) then
    return Shareability_OSH;
  elsif (s1_shareability == Shareability_ISH ||
         s2_shareability == Shareability_ISH) then
    return Shareability_ISH;
  else
    return Shareability_NSH;

```

shared/translation/attrs/WalkMemAttrs

```

// WalkMemAttrs()
// =====
// Retrieve memory attributes of translation table walk

MemoryAttributes WalkMemAttrs(bits(2) sh, bits(2) irgn, bits(2) orgn)
  MemoryAttributes walkmemattrs;

  walkmemattrs.memtype = MemType_Normal;
  walkmemattrs.shareability = DecodeShareability(sh);
  walkmemattrs.inner = DecodeSDFAttr(irgn);
  walkmemattrs.outer = DecodeSDFAttr(orgn);

  return walkmemattrs;

```

shared/translation/faults/AlignmentFault

```

// AlignmentFault()
// =====

FaultRecord AlignmentFault(AccType acctype, boolean iswrite, boolean secondstage)
  FaultRecord fault;

  fault.statuscode = Fault_Alignment;
  fault.acctype = acctype;
  fault.write = iswrite;
  fault.secondstage = secondstage;

  return fault;

```

shared/translation/faults/AsyncExternalAbort

```
// AsyncExternalAbort()
// =====
// Return a fault record indicating an asynchronous External abort

FaultRecord AsyncExternalAbort(boolean parity, bits(2) errortype, bit extflag)
    FaultRecord fault;

    fault.statuscode = if parity then Fault_AsyncParity else Fault_AsyncExternal;
    fault.extflag    = extflag;
    fault.errortype  = errortype;
    fault.acctype   = AccType_NORMAL;
    fault.secondstage = FALSE;
    fault.s2fs1walk  = FALSE;

    return fault;
```

shared/translation/faults/NoFault

```
// NoFault()
// =====
// Return a clear fault record indicating no faults have occurred

FaultRecord NoFault()
    FaultRecord fault;

    fault.statuscode = Fault_None;
    fault.acctype   = AccType_NORMAL;
    fault.secondstage = FALSE;
    fault.s2fs1walk  = FALSE;

    return fault;
```

shared/translation/translation/S1TranslationRegime

```
// S1TranslationRegime()
// =====
// Stage 1 translation regime for the given Exception level

bits(2) S1TranslationRegime(bits(2) e1)
    if e1 != EL0 then
        return e1;
    else
        return EL1;

// S1TranslationRegime()
// =====
// Returns the Exception level controlling the current Stage 1 translation regime. For the most
// part this is unused in code because the system register accessors (SCTLR[], etc.) implicitly
// return the correct value.

bits(2) S1TranslationRegime()
    return S1TranslationRegime(PSTATE.EL);
```

shared/translation/vmsa/AddressDescriptor

```
type AddressDescriptor is (
    FaultRecord    fault,      // fault.statuscode indicates whether the address is valid
    MemoryAttributes memattrs,
    FullAddress    address,
    bits(64)       vaddress
)
```

```
constant integer FINAL_LEVEL = 3;
```

shared/translation/vmsa/ContiguousSize

```
// ContiguousSize()
// =====
// Return the number of entries log 2 marking a contiguous output range

integer ContiguousSize(TGx tgx, integer level)
  case tgx of
    when TGx_4KB
      assert level IN {1, 2, 3};
      return 4;
    when TGx_16KB
      assert level IN {2, 3};
      return if level == 2 then 5 else 7;
    when TGx_64KB
      assert level IN {2, 3};
      return 5;
```

shared/translation/vmsa/CreateAddressDescriptor

```
// CreateAddressDescriptor()
// =====
// Set internal members for address descriptor type to valid values

AddressDescriptor CreateAddressDescriptor(bits(64) va, FullAddress pa,
                                         MemoryAttributes memattrs)
  AddressDescriptor addrdesc;

  addrdesc.address = pa;
  addrdesc.vaddress = va;
  addrdesc.memattrs = memattrs;
  addrdesc.fault = NoFault();

  return addrdesc;
```

shared/translation/vmsa/CreateFaultyAddressDescriptor

```
// CreateFaultyAddressDescriptor()
// =====
// Set internal members for address descriptor type with values indicating error

AddressDescriptor CreateFaultyAddressDescriptor(bits(64) va, FaultRecord fault)
  AddressDescriptor addrdesc;

  addrdesc.vaddress = va;
  addrdesc.fault = fault;

  return addrdesc;
```

shared/translation/vmsa/DescriptorType

```
enumeration DescriptorType {
  DescriptorType_Table,
  DescriptorType_Block,
  DescriptorType_Page,
  DescriptorType_Invalid
};
```

shared/translation/vmsa/Domains

```
constant bits(2) Domain_NoAccess = '00';  
constant bits(2) Domain_Client  = '01';  
constant bits(2) Domain_Manager = '11';
```

shared/translation/vmsa/FetchDescriptor

```
// FetchDescriptor()  
// =====  
// Fetch a translation table descriptor  
  
(FaultRecord, bits(N)) FetchDescriptor(bit ee, AddressDescriptor walkaddress, FaultRecord fault_in)  
    // 32-bit descriptors for AArch32 Short-descriptor format  
    // 64-bit descriptors for AArch64 or AArch32 Long-descriptor format  
    assert N == 32 || N == 64;  
    bits(N) descriptor;  
    FaultRecord fault = fault_in;  
    AccessDescriptor walkacc;  
  
    walkacc.acctype = AccType_TTW;  
  
    PhysMemRetStatus memstatus;  
    (memstatus, descriptor) = PhysMemRead(walkaddress, N DIV 8, walkacc);  
    if IsFault(memstatus) then  
        fault = HandleExternalTTWAbort(memstatus, fault.write, walkaddress,  
                                       walkacc, N DIV 8, fault);  
        if IsFault(fault.statuscode) then  
            return (fault, bits(N) UNKNOWN);  
  
    if ee == '1' then  
        descriptor = BigEndianReverse(descriptor);  
  
    return (fault, descriptor);
```

shared/translation/vmsa/HasUnprivileged

```
// HasUnprivileged()  
// =====  
// Returns whether a translation regime serves EL0 as well as a higher EL  
  
boolean HasUnprivileged(Regime regime)  
    return (regime IN {  
        Regime_EL30,  
        Regime_EL10  
    });
```

shared/translation/vmsa/IsAtomicRW

```
// IsAtomicRW()  
// =====  
// Is the access an atomic operation?  
  
boolean IsAtomicRW(AccType acctype)  
    return acctype IN {  
        AccType_ATOMICRW,  
        AccType_ORDEREDRW,  
        AccType_ORDEREDATOMICRW  
    };
```

shared/translation/vmsa/Regime

```
enumeration Regime {
    Regime_EL2,          // EL2
    Regime_EL10         // EL1&0
};
```

shared/translation/vmsa/RegimeUsingAArch32

```
// RegimeUsingAArch32()
// =====
// Determine if the EL controlling the regime executes in AArch32 state

boolean RegimeUsingAArch32(Regime regime)
    case regime of
        when Regime_EL10 return ELUsingAArch32(EL1);
        when Regime_EL30 return TRUE;
        when Regime_EL2  return ELUsingAArch32(EL2);
        when Regime_EL3  return FALSE;
```

shared/translation/vmsa/S1TTWParams

```
type S1TTWParams is (
// A64-VMSA exclusive parameters
    bit    ha,          // TCR_ELx.HA
    bit    hd,          // TCR_ELx.HD
    bit    tbi,         // TCR_ELx.TBI{x}
    bit    tbid,        // TCR_ELx.TBID{x}
    bit    e0pd,        // TCR_EL1.E0PDx or TCR_EL2.E0PDx when HCR_EL2.E2H == '1'
    bits(3) ps,         // TCR_ELx.{I}PS
    bits(6) txsz,       // TCR_ELx.TxSZ

// A32-VMSA exclusive parameters
    bits(3) t0sz,       // TTBCR.T0SZ
    bits(3) t1sz,       // TTBCR.T1SZ
    bit    uwxn,        // SCTLR.UWXN

// Parameters common to both A64-VMSA & A32-VMSA (A64/A32)
    TGx    tgx,         // TCR_ELx.TGx / Always TGx_4KB
    bits(2) irgn,       // TCR_ELx.IRGNx / TTBCR.IRGNx or HTCR.IRGN0
    bits(2) orgn,       // TCR_ELx.ORGnx / TTBCR.ORGnx or HTCR.ORGNO
    bits(2) sh,         // TCR_ELx.SHx / TTBCR.SHx or HTCR.SH0
    bit    hpd,         // TCR_ELx.HPD{x} / TTBCR2.HPDx or HTCR.HPD
    bit    ee,          // SCTLRL_ELx.EE / SCTLRL.EE or HSCTLRL.EE
    bit    wxn,         // SCTLRL_ELx.WXN / SCTLRL.WXN or HSCTLRL.WXN
    bit    dc,          // HCR_EL2.DC / HCR.DC
    MAIRType mair      // MAIR_ELx / MAIR1:MAIR0 or HMAIR1:HMAIR0
)
```

shared/translation/vmsa/SDFType

```
enumeration SDFType {
    SDFType_Table,
    SDFType_Invalid,
    SDFType_Supersection,
    SDFType_Section,
    SDFType_LargePage,
    SDFType_SmallPage
};
```

shared/translation/vmsa/SecurityStateForRegime

```
// SecurityStateForRegime()
// =====
// Return the Security State of the given translation regime

SecurityState SecurityStateForRegime(Regime regime)
    case regime of
        when Regime_EL30    return SS_Secure; // A32 EL3 is always Secure
        when Regime_EL2     return SecurityStateAtEL(EL2);
        when Regime_EL10    return SecurityStateAtEL(EL1);
```

shared/translation/vmsa/StageOA

```
// StageOA()
// =====
// Given the final walk state (a page or block descriptor), map the untranslated
// input address bits to the output address

FullAddress StageOA(bits(64) ia, TGx tgx, TTWState walkstate)
    // Output Address
    FullAddress oa;
    integer csize;

    tsize = TranslationSize(tgx, walkstate.level);
    if walkstate.contiguous == '1' then
        csize = ContiguousSize(tgx, walkstate.level);
    else
        csize = 0;

    ia_msb = tsize + csize;
    oa.paspace = walkstate.baseaddress.paspace;
    oa.address = walkstate.baseaddress.address<51:ia_msb>;ia<ia_msb-1:0>;

    return oa;
```

shared/translation/vmsa/TGx

```
enumeration TGx {
    TGx_4KB,
    TGx_16KB,
    TGx_64KB
};
```

shared/translation/vmsa/TGxGranuleBits

```
// TGxGranuleBits()
// =====
// Retrieve the address size, in bits, of a granule

integer TGxGranuleBits(TGx tgx)
    case tgx of
        when TGx_4KB    return 12;
        when TGx_16KB   return 14;
        when TGx_64KB   return 16;
```

shared/translation/vmsa/TLBContext

```
type TLBContext is (
    SecurityState ss,
    Regime        regime,
```

```

bits(16)    vmid,
bits(16)    asid,
bit         nG,
PASpace     ipaspace, // Used in stage 2 lookups & invalidations only
boolean     includes_s1,
boolean     includes_s2,
bits(64)    ia,        // Input Address
TGx        tg,
bit         cnp,
)

```

shared/translation/vmsa/TLBRecord

```

type TLBRecord is (
  TLBContext context,
  TTWState   walkstate,
  integer    blocksize, // Number of bits directly mapped from IA to OA
  integer    contigsize, // Number of entries log 2 marking a contiguous output range
  bits(64)   s1descriptor, // Stage 1 leaf descriptor in memory (valid if the TLB caches stage 1)
  bits(64)   s2descriptor // Stage 2 leaf descriptor in memory (valid if the TLB caches stage 2)
)

```

shared/translation/vmsa/TTWState

```

type TTWState is (
  boolean     istable,
  integer     level,
  FullAddress baseaddress,
  bit         contiguous,
  bit         nG,
  SDFType     sdfstype, // AArch32 Short-descriptor format walk only
  bits(4)     domain, // AArch32 Short-descriptor format walk only
  MemoryAttributes memattrs,
  Permissions permissions
)

```

shared/translation/vmsa/TranslationRegime

```

// TranslationRegime()
// =====
// Select the translation regime given the target EL and PE state

Regime TranslationRegime(bits(2) e1)
  if e1 == EL2 then
    return Regime_EL2;
  elsif (e1 == EL1 || e1 == EL0) then
    return Regime_EL10;
  else
    Unreachable();

```

shared/translation/vmsa/TranslationSize

```

// TranslationSize()
// =====
// Compute the number of bits directly mapped from the input address
// to the output address

integer TranslationSize(TGx tgx, integer level)
  granulebits = TGxGranuleBits(tgx);
  blockbits   = (FINAL_LEVEL - level) * (granulebits - 3);

```

```
return granulebits + blockbits;
```

shared/translation/vmsa/UseASID

```
// UseASID()  
// =====  
// Determine whether the translation context for the access requires ASID or is a global entry  
  
boolean UseASID(TLBContext access)  
    return HasUnprivileged(access.regime);
```

shared/translation/vmsa/UseVMID

```
// UseVMID()  
// =====  
// Determine whether the translation context for the access requires VMID to match a TLB entry  
  
boolean UseVMID(TLBContext access)  
    return access.regime == Regime_EL10 && EL2Enabled();
```

shared/translation/vmsa/VARange

```
enumeration VARange {  
    VARange_LOWER,  
    VARange_UPPER  
};
```

11.2.5 See also

In the Arm Architecture Reference Manual

- Pseudocode for AArch64 operation.
- Pseudocode description of debug exceptions.
- Pseudocode description of general memory System instructions.
- Appendix K13 *Arm Pseudocode Definition*.

Glossary

- A64 instruction** A word that specifies an operation to be performed by a PE that is executing in an Exception level that is using AArch64. A64 instructions must be word-aligned.
- Advanced SIMD** A feature of the Arm architecture that provides SIMD operations on a register file of SIMD and floating-point registers. Where an implementation supports both Advanced SIMD and floating-point instructions, these instructions operate on the same register file.
- Architecturally mapped**
Where this manual describes a register as being *architecturally mapped* to another register, this indicates that, in an implementation that supports both of the registers, the two registers access the same state.
- Architecturally UNKNOWN**
An architecturally UNKNOWN value is a value that is not defined by the architecture but must meet the requirements of the definition of **UNKNOWN**. Implementations can define the value of the field, but are not required to do so.
See also **IMPLEMENTATION DEFINED**.
- CONSTRAINED UNPREDICTABLE**
Where an instruction can result in UNPREDICTABLE behavior, the Armv8 architecture specifies a narrow range of permitted behaviors. This range is the range of CONSTRAINED UNPREDICTABLE behavior. All implementations that are compliant with the architecture must follow the CONSTRAINED UNPREDICTABLE behavior.

Execution at Non-secure EL1 or EL0 of an instruction that is CONSTRAINED UNPREDICTABLE can be implemented as generating a trap exception that is taken to EL2, provided that at least one instruction that is not UNPREDICTABLE and is not CONSTRAINED UNPREDICTABLE causes a trap exception that is taken to EL2.

In body text, the term CONSTRAINED UNPREDICTABLE is shown in SMALL CAPITALS.
See also **UNPREDICTABLE**.
- Armv8-R AArch64**
Architecture described in this supplement.
- EL1 MPU** Memory Protection Unit that can be configured from EL1 or EL2. EL1 MPU is used by software running at EL1.
- EL2 MPU** Memory Protection Unit that can be configured only from EL2. EL2 MPU is used by software running at EL2.

Flat address mapping

Is where the physical address for every access is equal to its virtual address.

IMPLEMENTATION DEFINED

Means that the behavior is not architecturally defined, but must be defined and documented by individual implementations.

In body text, the term IMPLEMENTATION DEFINED is shown in SMALL CAPITALS.

Intermediate physical address (IPA)

An implementation of virtualization, the address to which a Guest OS maps a VA. A hypervisor might then map the IPA to a PA. Typically, the Guest OS is unaware of the translation from IPA to PA.

See also [Physical address \(PA\)](#), [Virtual address \(VA\)](#).

Load/Store architecture

An architecture where data-processing operations only operate on register contents, not directly on memory contents.

Memory Protection Unit (MPU)

A hardware unit whose registers provide simple control of a limited number of protection regions in memory.

MPU

See [Memory Protection Unit \(MPU\)](#).

PA

See [Physical address \(PA\)](#).

PE

See [Processing element \(PE\)](#).

Physical address (PA)

An address that identifies a location in the physical memory map.

See also [Intermediate physical address \(IPA\)](#), [Virtual address \(VA\)](#).

PMSA

Protected Memory System Architecture - implementing an MPU

Processing element (PE)

The abstract machine defined in the Arm architecture, as documented in an Arm Architecture Reference Manual. A PE implementation compliant with the Arm architecture must conform with the behaviors described in the corresponding Arm Architecture Reference Manual.

Protection region

A memory region whose position, size, and other properties are defined by Memory Protection Unit registers.

Protection Unit

See [Memory Protection Unit \(MPU\)](#).

RES0

A reserved bit. Used for fields in register descriptions, and for fields in architecturally-defined data structures that are held in memory, for example in translation table descriptors.

Within the architecture, there are some cases where a register bit or field:

- Is RES0 in some defined architectural context.
- Has different defined behavior in a different architectural context.

———— **Note** —————

- RES0 is not used in descriptions of instruction encodings.
- Where an AArch32 System register is *Architecturally mapped* to an AArch64 System register, and a bit or field in that register is RES0 in one Execution state and has defined behavior in the other Execution state, this is an example of a bit or field with behavior that depends on the architectural context.

This means the definition of RES0 for fields in read/write registers is:

If a bit is RES0 in all contexts

For a bit in a read/write register, it is IMPLEMENTATION DEFINED whether:

1. The bit is hardwired to 0. In this case:
 - Reads of the bit always return 0.
 - Writes to the bit are ignored.
2. The bit can be written. In this case:
 - An indirect write to the register sets the bit to 0.
 - A read of the bit returns the last value successfully written, by either a direct or an indirect write, to the bit.
If the bit has not been successfully written since reset, then the read of the bit returns the reset value if there is one, or otherwise returns an UNKNOWN value.
 - A direct write to the bit must update a storage location associated with the bit.
 - The value of the bit must have no effect on the operation of the PE, other than determining the value read back from the bit, unless this Manual explicitly defines additional properties for the bit.

Whether RES0 bits or fields follow behavior 1 or behavior 2 is IMPLEMENTATION DEFINED on a field-by-field basis.

If a bit is RES0 only in some contexts

For a bit in a read/write register, when the bit is described as RES0:

- An indirect write to the register sets the bit to 0.
- A read of the bit must return the value last successfully written to the bit, by either a direct or an indirect write, regardless of the use of the register when the bit was written.
If the bit has not been successfully written since reset, then the read of the bit returns the reset value if there is one, or otherwise returns an UNKNOWN value.
- A direct write to the bit must update a storage location associated with the bit.
- While the use of the register is such that the bit is described as RES0, the value of the bit must have no effect on the operation of the PE, other than determining the value read back from that bit, unless this Manual explicitly defines additional properties for the bit.

Considering only contexts that apply to a particular implementation, if there is a context in which a bit is defined as RES0, another context in which the same bit is defined as RES1, and no context in which the bit is defined as a functional bit, then it is IMPLEMENTATION DEFINED whether:

- Writes to the bit are ignored, and reads of the bit return an UNKNOWN value.
- The value of the bit can be written, and a read returns the last value written to the bit.

The RES0 description can apply to bits or fields that are read-only, or are write-only:

- For a read-only bit, RES0 indicates that the bit reads as 0, but software must treat the bit as UNKNOWN.
- For a write-only bit, RES0 indicates that software must treat the bit as SBZ.

A bit that is RES0 in a context is reserved for possible future use in that context. To preserve forward compatibility, software:

- Must not rely on the bit reading as 0.
- Must use an SBZP policy to write to the bit.

This RES0 description can apply to a single bit, or to a field for which each bit of the field must be treated as RES0.

In body text, the term RES0 is shown in SMALL CAPITALS.

See also [Read-As-Zero \(RAZ\)](#), [RES1](#), [Should-Be-Zero-or-Preserved \(SBZP\)](#), [UNKNOWN](#).

RES1

A reserved bit. Used for fields in register descriptions, and for fields in architecturally-defined data structures that are held in memory, for example in translation table descriptors.

Within the architecture, there are some cases where a register bit or field:

- Is RES1 in some defined architectural context.
- Has different defined behavior in a different architectural context.

Note

- RES1 is not used in descriptions of instruction encodings.
 - Where an AArch32 System register is *Architecturally mapped* to an AArch64 System register, and a bit or field in that register is RES1 in one Execution state and has defined behavior in the other Execution state, this is an example of a bit or field with behavior that depends on the architectural context.
-

This means the definition of RES1 for fields in read/write registers is:

If a bit is RES1 in all contexts

For a bit in a read/write register, it is IMPLEMENTATION DEFINED whether:

1. The bit is hardwired to 1. In this case:
 - Reads of the bit always return 1.
 - Writes to the bit are ignored.
2. The bit can be written. In this case:
 - An indirect write to the register sets the bit to 1.
 - A read of the bit returns the last value successfully written, by either a direct or an indirect write, to the bit.
If the bit has not been successfully written since reset, then the read of the bit returns the reset value if there is one, or otherwise returns an UNKNOWN value.
 - A direct write to the bit must update a storage location associated with the bit.
 - The value of the bit must have no effect on the operation of the PE, other than determining the value read back from the bit, unless this Manual explicitly defines additional properties for the bit.

Whether RES1 bits or fields follow behavior 1 or behavior 2 is IMPLEMENTATION DEFINED on a field-by-field basis.

If a bit is RES1 only in some contexts

For a bit in a read/write register, when the bit is described as RES1:

- An indirect write to the register sets the bit to 1.
- A read of the bit must return the value last successfully written to the bit, regardless of the use of the register when the bit was written.

Note

As indicated in this list, this value might be written by an indirect write to the register.

If the bit has not been successfully written since reset, then the read of the bit returns the reset value if there is one, or otherwise returns an UNKNOWN value.

- A direct write to the bit must update a storage location associated with the bit.
- While the use of the register is such that the bit is described as RES1, the value of the bit must have no effect on the operation of the PE, other than determining the value read back from that bit, unless this Manual explicitly defines additional properties for the bit.

Considering only contexts that apply to a particular implementation, if there is a context in which a bit is defined as RES0, another context in which the same bit is defined as RES1, and no context in which the bit is defined as a functional bit, then it is IMPLEMENTATION DEFINED whether:

- Writes to the bit are ignored, and reads of the bit return an UNKNOWN value.
- The value of the bit can be written, and a read returns the last value written to the bit.

The RES1 description can apply to bits or fields that are read-only, or are write-only:

- For a read-only bit, RES1 indicates that the bit reads as 1, but software must treat the bit as UNKNOWN.

- For a write-only bit, RES1 indicates that software must treat the bit as [SBO](#).

A bit that is RES1 in a context is reserved for possible future use in that context. To preserve forward compatibility, software:

- Must not rely on the bit reading as 1.
- Must use an [SBOP](#) policy to write to the bit.

This RES1 description can apply to a single bit, or to a field for which each bit of the field must be treated as RES1.

In body text, the term RES1 is shown in SMALL CAPITALS.

See also [Read-As-One \(RAO\)](#), [RES0](#), [Should-Be-One-or-Preserved \(SBOP\)](#), [UNKNOWN](#).

RAZ

See [Read-As-Zero \(RAZ\)](#).

Read-As-Zero (RAZ)

Hardware must implement the field as reading as all 0s.

Software:

- Can rely on the field reading as all 0s
- Must use a [SBZP](#) policy to write to the field.

This description can apply to a single bit that reads as 0, or to a field that reads as all 0s.

Read-As-One (RAO)

Hardware must implement the field as reading as all 1s.

Software:

- Can rely on the field reading as all 1s.
- Must use a [SBOP](#) policy to write to the field.

This description can apply to a single bit that reads as 1, or to a field that reads as all 1s.

SBO

See [Should-Be-One \(SBO\)](#).

SBOP

See [Should-Be-One-or-Preserved \(SBOP\)](#).

Should-Be-Zero-or-Preserved (SBZP)

From the introduction of the Armv8 architecture, the description [Should-Be-Zero-or-Preserved \(SBZP\)](#) is superseded by [RES0](#).

———— Note —————

The Armv7 Large Physical Address Extension modified the definition of SBZP for register bits that are SBZP in some but not all contexts. The behavior of these bits is covered by the [RES0](#) definition, but not by the generic definition of SBZP given here.

Hardware must ignore writes to the field.

When writing this field, software must either write all 0s to this field or, if the register is being restored from a previously read state, write the previously read value to this field. If this is not done, then the result is unpredictable.

This description can apply to a single bit that should be written as its preserved value or as 0, or to a field that should be written as its preserved value or as all 0s.

See also [CONSTRAINED UNPREDICTABLE](#), [UNPREDICTABLE](#).

Should-Be-One (SBO)

Hardware must ignore writes to the field.

Arm strongly recommends that software writes the field as all 1s. If software writes a value that is not all 1s, it must expect an UNPREDICTABLE or CONSTRAINED UNPREDICTABLE result.

This description can apply to a single bit that should be written as 1, or to a field that should be written as all 1s.

See also [CONSTRAINED UNPREDICTABLE](#), [UNPREDICTABLE](#).

Should-Be-One-or-Preserved (SBOP)

From the introduction of the Armv8 architecture, the description *Should-Be-One-or-Preserved (SBOP)* is superseded by *RESI*.

Note

The Armv7 Large Physical Address Extension modified the definition of SBOP for register bits that are SBOP in some but not all contexts. The behavior of these bits is covered by the *RESI* definition, but not by the generic definition of SBOP given here.

Hardware must ignore writes to the field.

When writing this field, software must either write all 1s to this field or, if the register is being restored from a previously read state, write the previously read value to this field. If this is not done, then the result is unpredictable.

This description can apply to a single bit that should be written as its preserved value or as 1, or to a field that should be written as its preserved value or as all 1s.

See also [CONSTRAINED UNPREDICTABLE](#), [UNPREDICTABLE](#).

RISC

Reduced Instruction Set Computer.

SBZP

See [Should-Be-Zero-or-Preserved \(SBZP\)](#).

SBZ

See [Should-Be-Zero \(SBZ\)](#).

Should-Be-Zero (SBZ)

Hardware must ignore writes to the field.

Arm strongly recommends that software writes the field as all 0s. If software writes a value that is not all 0s, it must expect an UNPREDICTABLE or CONSTRAINED UNPREDICTABLE result.

This description can apply to a single bit that should be written as 0, or to a field that should be written as all 0s.

See also [CONSTRAINED UNPREDICTABLE](#), [UNPREDICTABLE](#).

Simple sequential execution

The behavior of an implementation that fetches, decodes and completely executes each instruction before proceeding to the next instruction. Such an implementation performs no speculative accesses to memory, including to instruction memory. The implementation does not pipeline any phase of execution. In practice, this is the theoretical execution model that the architecture is based on, and Arm does not expect this model to correspond to a realistic implementation of the architecture.

Translation

Defines the process of generating a valid output memory address from an input address. It also defines the behavior when it is not possible to generate a valid output address. Translation can be implemented using an MMU or an MPU.

Translation table

A table held in memory that defines the properties of memory areas of various sizes from 1KB to 1MB.

Translation table walk

The process of doing a full translation table lookup. It is performed automatically by hardware.

UNDEFINED

Indicates cases where an attempt to execute a particular encoding bit pattern generates an exception, that is taken to the current Exception level, or to the default Exception level for taking exceptions if the UNDEFINED encoding was executed at EL0. This applies to:

- Any encoding that is not allocated to any instruction.
- Any encoding that is defined as never accessible at the current Exception level.
- Some cases where an enable, disable, or trap control means an encoding is not accessible at the current Exception level.

If the generated exception is taken to an Exception level that is using AArch32 then it is taken as an Undefined Instruction exception.

Note

On reset, the default Exception level for taking exceptions from EL0 is EL1. However, an implementation might include controls that can change this, effectively making EL1 inactive.

In body text, the term UNDEFINED is shown in SMALL CAPITALS.

UNKNOWN

An UNKNOWN value does not contain valid data, and can vary from implementation to implementation. An UNKNOWN value must not return information that cannot be accessed at the current or a lower level of privilege using instructions that are not UNPREDICTABLE, are not CONSTRAINED UNPREDICTABLE, and do not return UNKNOWN values.

An UNKNOWN value can vary from moment to moment, and instruction to instruction, unless it has previously been assigned, other than at reset, to one of the following registers:

- Any of the general-purpose registers.
- Any of the Advanced SIMD and floating-point registers.
- Any of the Scalable Vector Extension registers.
- Any of the PSTATE N, Z, C, or V flags.

An UNKNOWN value must not be documented or promoted as having a defined value or effect.

In body text, the term UNKNOWN is shown in SMALL CAPITALS.

See also [CONSTRAINED UNPREDICTABLE](#), [UNDEFINED](#), [UNPREDICTABLE](#).

UNPREDICTABLE

Means the behavior cannot be relied upon. UNPREDICTABLE behavior must not perform any function that cannot be performed at the current or a lower level of privilege using instructions that are not UNPREDICTABLE.

UNPREDICTABLE behavior must not be documented or promoted as having a defined effect.

An instruction that is UNPREDICTABLE can be implemented as UNDEFINED.

Execution at Non-secure EL1 or EL0 of an instruction that is UNPREDICTABLE can be implemented as generating a trap exception that is taken to EL2, provided that at least one instruction that is not UNPREDICTABLE and is not CONSTRAINED UNPREDICTABLE causes a trap exception that is taken to EL2.

In body text, the term UNPREDICTABLE is shown in SMALL CAPITALS.

See also [CONSTRAINED UNPREDICTABLE](#), [UNDEFINED](#).

Validation

In an address translation context, validation refers to translation that is implemented by the MPU in which the input address and output address are always the same.

Virtual address (VA)

An address generated by an Arm PE. This means it is an address that might be held in the program counter of the PE. For a PMSA implementation, the virtual address is identical to the physical address.

See also [Intermediate physical address \(IPA\)](#), [Physical address \(PA\)](#).

