



Arm[®] System Memory Management Unit Architecture Supplement - The Realm Management Extension (RME), for SMMUv3

Document number	ARM-IHI-0094
Document quality	EAC
Document version	A.a
Document confidentiality	Non-confidential

Copyright © 2021 Arm Limited or its affiliates. All rights reserved.

Arm® System Memory Management Unit Architecture Supplement - The Realm Management Extension (RME), for SMMUv3

Release information

Date	Version	Changes
2021/Jun/23	A.a	<ul style="list-style-type: none">• First EAC publication.

Non-Confidential Proprietary Notice

This document is protected by copyright and other related rights and the practice or implementation of the information contained in this document may be protected by one or more patents or pending patent applications. No part of this document may be reproduced in any form by any means without the express prior written permission of Arm. **No license, express or implied, by estoppel or otherwise to any intellectual property rights is granted by this document unless specifically stated.**

Your access to the information in this document is conditional upon your acceptance that you will not use or permit others to use the information for the purposes of determining whether implementations infringe any third party patents.

THIS DOCUMENT IS PROVIDED “AS IS”. ARM PROVIDES NO REPRESENTATIONS AND NO WARRANTIES, EXPRESS, IMPLIED OR STATUTORY, INCLUDING, WITHOUT LIMITATION, THE IMPLIED WARRANTIES OF MERCHANTABILITY, SATISFACTORY QUALITY, NON-INFRINGEMENT OR FITNESS FOR A PARTICULAR PURPOSE WITH RESPECT TO THE DOCUMENT. For the avoidance of doubt, Arm makes no representation with respect to, and has undertaken no analysis to identify or understand the scope and content of, patents, copyrights, trade secrets, or other rights.

This document may include technical inaccuracies or typographical errors.

TO THE EXTENT NOT PROHIBITED BY LAW, IN NO EVENT WILL ARM BE LIABLE FOR ANY DAMAGES, INCLUDING WITHOUT LIMITATION ANY DIRECT, INDIRECT, SPECIAL, INCIDENTAL, PUNITIVE, OR CONSEQUENTIAL DAMAGES, HOWEVER CAUSED AND REGARDLESS OF THE THEORY OF LIABILITY, ARISING OUT OF ANY USE OF THIS DOCUMENT, EVEN IF ARM HAS BEEN ADVISED OF THE POSSIBILITY OF SUCH DAMAGES.

This document consists solely of commercial items. You shall be responsible for ensuring that any use, duplication or disclosure of this document complies fully with any relevant export laws and regulations to assure that this document or any portion thereof is not exported, directly or indirectly, in violation of such export laws. Use of the word “partner” in reference to Arm’s customers is not intended to create or refer to any partnership relationship with any other company. Arm may make changes to this document at any time and without notice.

This document may be translated into other languages for convenience, and you agree that if there is any conflict between the English version of this document and any translation, the terms of the English version of the Agreement shall prevail.

The Arm corporate logo and words marked with ® or ™ are registered trademarks or trademarks of Arm Limited (or its affiliates) in the US and/or elsewhere. All rights reserved. Other brands and names mentioned in this document may be the trademarks of their respective owners. Please follow Arm’s trademark usage guidelines at <http://www.arm.com/company/policies/trademarks>.

Copyright © 2021 Arm Limited (or its affiliates). All rights reserved.

Arm Limited. Company 02557590 registered in England.

110 Fulbourn Road, Cambridge, England CB1 9NJ.

LES-PRE-20349 version 21.0

Contents

Arm® System Memory Management Unit Architecture Supplement - The Realm Management Extension (RME), for SMMUv3

Arm® System Memory Management Unit Architecture Supplement - The Realm Management Extension (RME), for SMMUv3	ii
Release information	ii
Non-Confidential Proprietary Notice	iii
Conventions	vi
Typographical conventions	vi
Numbers	vi
Pseudocode descriptions	vi
Assembler syntax descriptions	vi
Additional reading	vii
Feedback	viii
Feedback on this book	viii
Progressive Terminology statement	viii
Chapter 1	Introduction
1.1	Discovery 10
Chapter 2	Behavior
2.1	Granule protection checks 11
2.2	Removal of EL3 StreamWorld 12
2.3	Client-originated accesses 13
2.3.1	GPC for client devices without a StreamID 13
2.3.2	Speculative and hint accesses 13
2.4	Interactions with PCIe ATS 14
2.5	Interactions with ATOS interfaces 15
2.6	SMMU-originated accesses 16
2.7	Reporting of GPC faults 17
2.8	SMMU behavior if a GPC fault is active 18
2.9	Broadcast TLBI interface 19
2.10	Observability of GPC faults 20
2.11	New registers 21
2.11.1	SMMU_ROOT_IDR0 22
2.11.2	SMMU_ROOT_IIDR 24
2.11.3	SMMU_ROOT_CR0 25
2.11.4	SMMU_ROOT_CR0ACK 28
2.11.5	SMMU_ROOT_GPT_BASE 29
2.11.6	SMMU_ROOT_GPT_BASE_CFG 31
2.11.7	SMMU_ROOT_GPF_FAR 35
2.11.8	SMMU_ROOT_GPT_CFG_FAR 38
2.11.9	SMMU_ROOT_TLBI 42
2.11.10	SMMU_ROOT_TLBI_CTRL 45
2.11.11	IMPLEMENTATION DEFINED registers 46
Chapter 3	Register changes
3.1	SMMU_IDR0 48
3.2	SMMU_S_IDR1 49

Contents
Contents

3.3	SMMU_S_INIT	50
3.4	Accessibility of SMMU register pages	51
3.5	Confidential information in RAS Error Records	52
3.6	Interaction with PMCG events	53

Chapter 4

Event record changes

4.1	F_STE_FETCH, F_CD_FETCH, F_VMS_FETCH and F_WALK_EABT	55
-----	--	----

Glossary

Conventions

Typographical conventions

The typographical conventions are:

italic

Introduces special terminology, and denotes citations.

bold

Denotes signal names, and is used for terms in descriptive lists, where appropriate.

`monospace`

Used for assembler syntax descriptions, pseudocode, and source code examples.

Also used in the main text for instruction mnemonics and for references to other items appearing in assembler syntax descriptions, pseudocode, and source code examples.

SMALL CAPITALS

Used for some common terms such as IMPLEMENTATION DEFINED.

Used for a few terms that have specific technical meanings, and are included in the Glossary.

Red text

Indicates an open issue.

Blue text

Indicates a link. This can be

- A cross-reference to another location within the document
- A URL, for example <http://developer.arm.com>

Numbers

Numbers are normally written in decimal. Binary numbers are preceded by `0b`, and hexadecimal numbers by `0x`. In both cases, the prefix and the associated value are written in a monospace font, for example `0xFFFF0000`. To improve readability, long numbers can be written with an underscore separator between every four characters, for example `0xFFFF_0000_0000_0000`. Ignore any underscores when interpreting the value of a number.

Pseudocode descriptions

This book uses a form of pseudocode to provide precise descriptions of the specified functionality. This pseudocode is written in a monospace font. The pseudocode language is described in the Arm Architecture Reference Manual.

Assembler syntax descriptions

This book contains numerous syntax descriptions for assembler instructions and for components of assembler instructions. These are shown in a `monospace` font.

Additional reading

This section lists publications by Arm and by third parties.

See Arm Developer (<http://developer.arm.com>) for access to Arm documentation.

[1] Arm® *Architecture Reference Manual Supplement, The Realm Management Extension (RME), for Armv9-A*. (ARM-DDI-0615) Arm Ltd.

[2] Arm® *System Memory Management Unit Architecture Specification, SMMU architecture version 3*. (ARM IHI 0070) Arm Ltd.

[3] Arm® *Reliability, Availability, and Serviceability (RAS) Specification*. (ARM-DDI-0587) Arm Ltd.

Feedback

Arm welcomes feedback on its documentation.

Feedback on this book

If you have comments on the content of this book, send an e-mail to errata@arm.com. Give:

- The title (Arm® System Memory Management Unit Architecture Supplement - The Realm Management Extension (RME), for SMMUv3).
- The number (ARM-IHI-0094 A.a).
- The page numbers to which your comments apply.
- The rule identifiers to which your comments apply, if applicable.
- A concise explanation of your comments.

Arm also welcomes general suggestions for additions and improvements.

Note

Arm tests PDFs only in Adobe Acrobat and Acrobat Reader, and cannot guarantee the appearance or behavior of any document when viewed with any other PDF reader.

Progressive Terminology statement

We believe that this document contains no offensive terms. If you find offensive terms in this document, please contact terms@arm.com.

Chapter 1

Introduction

This document specifies the behavior of new SMMU features to support features introduced in the Realm Management Extension [1]. This includes:

- Applying granule protection checks for all client-originated accesses.
- Applying granule protection checks for SMMU-originated accesses.
- An interface for the Root Security state to configure the *Granule Protection Table* (GPT) and granule protection checks.

The behavior that is specified in this document is in addition to the SMMUv3 behaviors in the *Arm® System Memory Management Unit Architecture Specification*. [2].

The PE behaviors specified in the Realm Management Extension [1] are referred to as FEAT_RME.

1.1 Discovery

There are two aspects to RME support for SMMU:

- Whether the SMMU has the Root programming interface and can perform granule protection checks. This is advertised with `SMMU_ROOT_IDR0.ROOT_IMPL == 1`.
- Whether the SMMU has RME-related changes exposed to the Secure and Non-secure programming interfaces. This is advertised with `SMMU_IDR0.RME_IMPL == 1`.

The new SMMU behaviors specified in this document are referred to as applying to an “SMMU with RME”.

An SMMU with RME must have `SMMU_ROOT_IDR0.ROOT_IMPL == 1`. It is permitted for an SMMU with RME to have `SMMU_IDR0.RME_IMPL == 0`.

See also:

- [2.11.1 SMMU_ROOT_IDR0](#)
- [3.2 SMMU_S_IDR1](#)

Chapter 2

Behavior

2.1 Granule protection checks

The Realm Management Extension, FEAT_RME, [1] specifies the behavior of granule protection checks. An SMMU with RME performs the same checks for non-PE Requesters.

The format and meaning of the GPT is the same in an SMMU with RME as it is in FEAT_RME.

The invalidation and synchronization mechanisms for updates to the GPT are the same as for FEAT_RME.

The SMMU configuration registers for the GPT base address and format are equivalent to those in FEAT_RME.

Any GPT access is made with the MPAM attributes of the client- or SMMU-originated access that caused the GPT access.

2.2 Removal of EL3 StreamWorld

An SMMU with `SMMU_IDR0.RME_IMPL == 1` does not support the EL3 StreamWorld. This means that:

- An STE with STRW configured for EL3 is ILLEGAL and results in C_BAD_STE.
- The commands `CMD_TLBI_EL3_ALL`, `CMD_TLBI_EL3_VA` result in CERROR_ILL.
- The SMMU is not required to perform any invalidation on receipt of a broadcast TLBI for EL3.

All Secure state specified in SMMUv3 applies only to Secure-EL2 and below.

See also:

- [3.1 SMMU_IDR0](#)
- [3.2 SMMU_S_IDR1](#)

2.3 Client-originated accesses

In the same manner as SMMUv3, SEC_SID identifies only Secure and Non-secure client devices. There are no Root or Realm client devices.

Accesses from client devices undergo translation according to the configuration registers, configuration tables, and translation tables that are specified in the SMMUv3 architecture.

Accesses to all physical addresses, except for fetches of GPT information, are subject to granule protection checks.

A client-originated access that experiences a GPC fault is signaled to the client device in the same manner as an External abort.

A client-originated access that experiences a GPC fault on the output address of the access is not reported in the Event queue.

2.3.1 GPC for client devices without a StreamID

Granule protection checks can also apply to accesses from client devices that are not associated with a StreamID. These devices are referred to as NoStreamID devices.

NoStreamID devices only access physical address space, and are not associated with any stage 1 or stage 2 translation configuration.

The GPC fault reporting behavior for accesses from NoStreamID devices is the same as for regular client-originated accesses.

NoStreamID devices are not associated with a SEC_SID value.

Transactions issued by a NoStreamID device include both a physical address and a Physical Address Space, PAS.

An access from a NoStreamID device with a physical address that exceeds the implemented output address size, advertised in SMMU_IDR5.OAS, is terminated with an abort and no Event record or fault is recorded.

Note: The address and physical address space of an access are sufficient to determine the success of the granule protection check for that access.

Note: The design and integration of any NoStreamID device must guarantee that the client device can only issue accesses to physical address spaces appropriate to its Security state.

Support for checking accesses from NoStreamID devices is IMPLEMENTATION DEFINED. Note: Granule protection checks for NoStreamID devices are anticipated to be used for checking accesses from devices that do not undergo translation, but must not have unlimited access to physical address spaces. This includes accesses from a Debug Access Port and accesses made by a GIC to ITS tables.

2.3.2 Speculative and hint accesses

In SMMUv3 [2], the SMMU does not report faults encountered during a speculative translation request, translation of transactions marked as speculative, or for NW-DCP transactions.

For an SMMU with RME, granule protection check faults encountered during a speculative translation request, translation of transactions marked as speculative, or for NW-DCP transactions, are reported as follows:

- No event record is generated.
- It is CONSTRAINED UNPREDICTABLE whether the granule protection check fault is reported or not reported. If it is reported, then it is reported in the appropriate SMMU_ROOT_GPF_FAR or SMMU_ROOT_GPT_CFG_FAR register, if that register does not already contain an active fault.

2.4 Interactions with PCIe ATS

Consistent with the rules for all accesses, all PCIe client transactions are subject to granule protection checks.

The SMMU_CR0.ATSCHK bit has no effect on granule protection checks.

If an SMMU-originated access experiences a GPC fault while servicing an ATS Translation Request, the SMMU responds to the ATS Translation Request as Completer Abort.

The SMMU is permitted but not required to perform a granule protection check on the output address for the result of an ATS Translation Request.

If the output address for an ATS Translation Request fails a granule protection check, the SMMU responds to the ATS Translation Request as Completer Abort.

ATS Translated transactions are subject to granule protection checks.

An ATS Translated transaction that fails the granule protection check is treated as Completer Abort.

2.5 Interactions with ATOS interfaces

Consistent with the rules for SMMU-originated accesses, configuration structure fetches, and translation table walks arising from use of the ATOS registers are subject to granule protection checks.

If a configuration structure fetch or translation table walk fails with a granule protection check fault, this is reported both:

- In the appropriate SMMU_ROOT_GPF_FAR or SMMU_ROOT_GPT_CFG_FAR register, if that register does not already contain an active fault.
- In the appropriate ATOS_PAR register, as though the failed access experienced an External abort.

When performing an ATOS operation, the SMMU does not perform a granule protection check on the final output address of a successful translation.

2.6 SMMU-originated accesses

An SMMU-originated access that experiences a GPC fault is reported as though it had experienced an External abort as specified in the SMMUv3 architecture.

Consistent with the behavior of `F_STE_FETCH`, `F_CD_FETCH`, `F_VMS_FETCH` and `F_WALK_EABT` in SMMUv3, signaling and reporting of these failures is not affected by the value of the `CD.{A, R, S}` bits nor the `STE.{S2S, S2R}` bits.

For an SMMU with `SMMU_IDR0.RME_IMPL == 1`:

- For each of the `F_STE_FETCH`, `F_CD_FETCH`, `F_VMS_FETCH` and `F_WALK_EABT` event records, there is a new field at bit 80 named `GPCF`.
- An `F_STE_FETCH`, `F_CD_FETCH`, `F_VMS_FETCH` or `F_WALK_EABT` arising from a GPC fault is reported with `GPCF=1`.
- An `F_STE_FETCH`, `F_CD_FETCH`, `F_VMS_FETCH` or `F_WALK_EABT` arising for a reason other than a GPC fault is reported with `GPCF=0`. This is unchanged from SMMUv3.

For example, if the SMMU experiences a GPC fault on an access to an STE, it is reported as `F_STE_FETCH`, with `GPCF=1`. This is signaled to the client as an External abort.

For example, if the SMMU experiences a GPC fault on an access to the Non-secure Event queue, it is reported through `SMMU_GERROR.EVENTQ_ABT_ERR`.

See also:

- [4.1 `F_STE_FETCH`, `F_CD_FETCH`, `F_VMS_FETCH` and `F_WALK_EABT`](#)

2.7 Reporting of GPC faults

The reasons for a GPC fault are categorized into three groups:

- Faults arising from an access to a Location forbidden by the GPT configuration, referred to as a *Granule Protection Fault* (GPF).
- Faults arising from misconfiguration of SMMU_ROOT_GPT_BASE, SMMU_ROOT_GPT_BASE_CFG or the GPT, referred to as a *GPT lookup error*.
- Faults arising from RAS errors.

The following error conditions represent a GPF, and are reported in SMMU_ROOT_GPF_FAR:

- An access to a physical address space other than Non-secure has a physical address that exceeds the range configured in SMMU_ROOT_GPT_BASE_CFG.PPS.
- An access was attempted to a location that is forbidden by the configuration in the GPT.

The following error conditions represent a GPT lookup error, and are reported in SMMU_ROOT_GPT_CFG_FAR:

- Fields in SMMU_ROOT_GPT_BASE_CFG are configured to reserved values.
- Configuration of SMMU_ROOT_GPT_BASE_CFG.PPS to exceed SMMU_IDR5.OAS.
- Configuration of SMMU_ROOT_GPT_BASE_CFG.{SH, IRGN, ORGN} to an invalid combination.
- SMMU_ROOT_GPT_BASE.ADDR is configured to exceed the size configured in SMMU_ROOT_GPT_BASE_CFG.PPS.
- The output address of a GPT Table Entry exceeds the size configured in SMMU_ROOT_GPT_BASE_CFG.PPS.
- The SMMU depends on using values in an invalid GPT Entry.
- The SMMU experienced an External abort while fetching a GPT Entry.
- The SMMU experienced a RAS error while fetching a GPT Entry. This is reported in the same manner as if the SMMU experienced an External abort while fetching a GPT Entry.

See also:

- [2.11.6 SMMU_ROOT_GPT_BASE_CFG](#)

2.8 SMMU behavior if a GPC fault is active

If a client-originated or SMMU-originated access experiences a GPF reported in `SMMU_ROOT_GPF_FAR`, then:

- If there is no prior GPF in `SMMU_ROOT_GPF_FAR`, the appropriate syndrome information is recorded in `SMMU_ROOT_GPF_FAR`.
- Other accesses that do not experience a GPF or GPT lookup error continue as specified.
- The GPF remains active until software writes 0 to `SMMU_ROOT_GPF_FAR.FAULT`.

If a client-originated or SMMU-originated access experiences a GPT lookup error reported in `SMMU_ROOT_GPT_CFG_FAR`, then:

- If there is no prior GPT lookup error in `SMMU_ROOT_GPT_CFG_FAR`, the appropriate syndrome information is recorded in `SMMU_ROOT_GPT_CFG_FAR`.
- Other accesses that do not experience a GPF or GPT lookup error continue as specified.
- The GPT lookup error remains active until software writes 0 to `SMMU_ROOT_GPT_CFG_FAR.FAULT`.

An SMMU with RME has two additional edge-triggered wired interrupts:

Source	Trigger reason
<code>GPF_FAR</code>	An error becomes active in <code>SMMU_ROOT_GPF_FAR</code> .
<code>GPT_CFG_FAR</code>	An error becomes active in <code>SMMU_ROOT_GPT_CFG_FAR</code> .

2.9 Broadcast TLBI interface

An SMMU with RME and `SMMU_ROOT_IDR0.BGPTM == 1` participates in broadcast `TLBI *PA*` instructions from PEs that are executing in EL3.

Consistent with the definition in the RME specification [1], a `TLBI *PA*` to the Outer Shareable shareability domain affects the SMMU.

This applies to all SMMUs with RME and `SMMU_ROOT_IDR0.BGPTM == 1`, regardless of the values of `SMMU_IDR0.BTM` and `SMMU_(S_)CR2.PTM`.

The behavior of `SMMU_IDR0.BTM` and `SMMU_(S_)CR2.PTM` applies only to broadcast invalidations relating to stage 1 and stage 2 translation.

An SMMU with RME does not have to receive the other broadcast TLBI operations. Support for broadcast operations is indicated in `SMMU_IDR0.BTM` and configured in `SMMU_(S_)CR2.PTM`.

The SMMU guarantees the same rules around observability and completion of `TLBI *PA*` and `DSB` instructions as defined in the RME specification.

2.10 Observability of GPC faults

If the termination of a client transaction as a result of a GPC fault is observable to the client device, then:

- If the appropriate `SMMU_ROOT_GPF_FAR` or `SMMU_ROOT_GPF_CFG_FAR` register already contained an active fault, then it is not updated in this case.
- If the appropriate `SMMU_ROOT_GPF_FAR` or `SMMU_ROOT_GPF_CFG_FAR` register did not already contain an active fault, then the related syndrome information is observable in the appropriate register.

If an interrupt indicating the presence of a GPC fault is observable, then the syndrome information is observable in the `SMMU_ROOT_GPF_FAR` or `SMMU_ROOT_GPF_CFG_FAR` register as appropriate.

If the termination of a client transaction as a result of a GPC fault has been observable to the client device, completion of a subsequent `CMD_SYNC` guarantees observability of any related events in the Event queue or, if the Event queue is unwriteable, that the Event will not become observable.

For an SMMU with `SMMU_ROOT_IDR0.BGPTM == 1`, then:

- After completion of a broadcast `TLBI *PA*` and `DSB` instruction on the PE, completion of a subsequent `CMD_SYNC` guarantees that no Events relating to GPT configuration invalidated by that `TLBI` and `DSB` will later be made observable in the Event queue.
- After a broadcast `TLBI *PA*` instruction on the PE, completion of a subsequent `DSB` instruction guarantees that any errors reported in the `SMMU_ROOT_GPF_FAR` or `SMMU_ROOT_GPF_CFG_FAR` registers relating to GPT configuration invalidated by that `TLBI` are already observable.

For an SMMU with `SMMU_ROOT_IDR0.RGPTM == 1`, then:

- After completion of a register-based `TLBI` by PA, indicated by `SMMU_ROOT_TLBI_CTRL.RUN`, completion of a subsequent `CMD_SYNC` guarantees that no Events relating to GPT configuration invalidated by that `TLBI` by PA will later be made observable in the Event queue.
- Completion of a register-based `TLBI` by PA, indicated by `SMMU_ROOT_TLBI_CTRL.RUN`, guarantees that any errors reported in the `SMMU_ROOT_GPF_FAR` or `SMMU_ROOT_GPF_CFG_FAR` registers relating to GPT configuration invalidated by that `TLBI` by PA are already observable.

If an `F_STE_FETCH`, `F_CD_FETCH`, `F_VMS_FETCH` or `F_WALK_EABT` with `GPCF == 1` is observable in the Event queue then either:

- If the appropriate `SMMU_ROOT_GPF_FAR` or `SMMU_ROOT_GPF_CFG_FAR` register already contained an active fault, then it is not updated in this case.
- If the appropriate `SMMU_ROOT_GPF_FAR` or `SMMU_ROOT_GPF_CFG_FAR` register did not already contain an active fault, then the related syndrome information is observable in the appropriate register.

If an update to `SMMU_(S_)GERROR` resulting from a GPC fault is observable, then either:

- If the appropriate `SMMU_ROOT_GPF_FAR` or `SMMU_ROOT_GPF_CFG_FAR` register already contained an active fault, then it is not updated in this case.
- If the appropriate `SMMU_ROOT_GPF_FAR` or `SMMU_ROOT_GPF_CFG_FAR` register did not already contain an active fault, then the related syndrome information is observable in the appropriate register.

If a fault to be reported in `SMMU_(S_)GERROR` is observable in `SMMU_ROOT_GPF_FAR` or `SMMU_ROOT_GPF_CFG_FAR`, then the fault will also be reported in `SMMU_(S_)GERROR` in finite time. The existing mechanisms for ensuring the visibility of errors in `SMMU_(S_)GERROR` also apply in this case. For example, completion of an Update of `SMMU_CR0.EVENTQEN` to 0 guarantees observability of any errors to be reported in `SMMU_GERROR.EVENTQ_ABT_ERR`.

2.11 New registers

A new register page is introduced, the SMMU Root Control Page.

Access to the SMMU Root Control Page is bounded by the following rules:

- The base address is IMPLEMENTATION DEFINED.
- The base address is 64KB aligned.
- The page is accessible only in the Root physical address space.
- Accesses in any physical address space other than Root are completed as RAZ/WI.
- The Root Control Page base address is distinct from addresses of registers accessible in other physical address spaces.

Address map:

Offset	Register	Notes
0x0000	SMMU_ROOT_IDR0	32-bit, RO
0x0008	SMMU_ROOT_IIDR	32-bit, RO
0x0020	SMMU_ROOT_CR0	32-bit, R/W
0x0024	SMMU_ROOT_CR0ACK	32-bit, RO
0x0028	SMMU_ROOT_GPT_BASE	64-bit, R/W
0x0030	SMMU_ROOT_GPT_BASE_CFG	64-bit, R/W
0x0038	SMMU_ROOT_GPF_FAR	64-bit, R/W
0x0040	SMMU_ROOT_GPT_CFG_FAR	64-bit, R/W
0x0050	SMMU_ROOT_TLBI	64-bit, R/W, OPTIONAL
0x0058	SMMU_ROOT_TLBI_CTRL	32-bit, R/W, OPTIONAL
0x0E00-0x0EFF	IMPLEMENTATION DEFINED	IMPLEMENTATION DEFINED

Locations in the SMMU Root Control Page that are not associated with a register are RES0.

All unallocated register bits are RES0.

2.11.1 SMMU_ROOT_IDR0

The SMMU_ROOT_IDR0 characteristics are:

Purpose


Feature identification register

Attributes

SMMU_ROOT_IDR0 is a 32-bit register.

Field descriptions

The SMMU_ROOT_IDR0 bit assignments are:



Bits [31:3]

Reserved, RES0.

RGPTM, bit [2]

Register TLBI by PA support.

Value	Meaning
0b0	SMMU_ROOT_TLBI and SMMU_ROOT_TLBI_CTRL are not present.
0b1	SMMU_ROOT_TLBI and SMMU_ROOT_TLBI_CTRL are present.

If BGPTM == 0, then RGPTM == 1.

See also:

- [SMMU_ROOT_TLBI](#).
- [SMMU_ROOT_TLBI_CTRL](#).

BGPTM, bit [1]

Broadcast TLBI by PA support.

Value	Meaning
0b0	This SMMU does not participate in broadcast TLBI *PA* operations.
0b1	This SMMU does participate in broadcast TLBI *PA* operations.

This field indicates both that:

- The SMMU supports receipt of broadcast `TLBI *PA*` operations issued by PEs.
- The SMMU is integrated in the memory system such that `TLBI *PA*` operations issued to the Outer Shareable shareability domain by PEs correctly reach the SMMU.

The value of this field is independent of the value of `SMMU_IDR0.BTM`, `SMMU_CR2.PTM`, and `SMMU_S_CR2.PTM`.

See also:

- [2.9 Broadcast TLBI interface](#).

ROOT_IMPL, bit [0]

Presence of Root registers.

Reads as 0b1.

Access to this field is **RO**.

Accessing the SMMU_ROOT_IDR0

`SMMU_ROOT_IDR0` can be accessed through the memory-mapped interface:

Component	Offset	Instance
<code>SMMUV3_ROOT</code>	<code>0x0000</code>	<code>SMMU_ROOT_IDR0</code>

Access on this interface is **RO**.

2.11.2 SMMU_ROOT_IIDR

The SMMU_ROOT_IIDR characteristics are:

Purpose

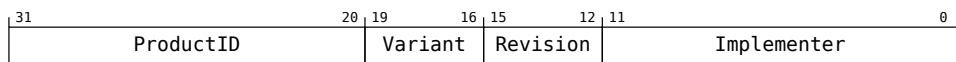
Implementation identification register.

Attributes

SMMU_ROOT_IIDR is a 32-bit register.

Field descriptions

The SMMU_ROOT_IIDR bit assignments are:



ProductID, bits [31:20]

IMPLEMENTATION DEFINED value identifying the SMMU part.

Variant, bits [19:16]

IMPLEMENTATION DEFINED value used to distinguish product variants, or major revisions of the product.

Revision, bits [15:12]

IMPLEMENTATION DEFINED value used to distinguish minor revisions of the product.

Implementer, bits [11:0]

Contains the JEP106 code of the company that implemented the SMMU.

- SMMU_ROOT_IIDR[11:8] - The JEP106 continuation code of the implementer.
- SMMU_ROOT_IIDR[7] - Always 0.
- SMMU_ROOT_IIDR[6:0] - The JEP106 identity code of the implementer.

For an Arm implementation, bits[11:0] are 0x43B.

Accessing the SMMU_ROOT_IIDR

SMMU_ROOT_IIDR can be accessed through the memory-mapped interface:

Component	Offset	Instance
SMMUv3_ROOT	0x0008	SMMU_ROOT_IIDR

Access on this interface is **RO**.

2.11.3 SMMU_ROOT_CR0

The SMMU_ROOT_CR0 characteristics are:

Purpose

Root Control Register

Attributes

SMMU_ROOT_CR0 is a 32-bit register.

Field descriptions

The SMMU_ROOT_CR0 bit assignments are:



Bits [31:2]

Reserved, RES0.

GPCEN, bit [1]

Enable Granule Protection Checks.

Value	Meaning
0b0	All accesses bypass granule protection checks.
0b1	All client and SMMU-originated accesses, except for GPT walks, are subject to granule protection checks.

When this bit is changed, the SMMU updates SMMU_ROOT_CR0ACK.GPCEN to match, once the following observability requirements are satisfied. This is referred to as completion of an Update.

Completion of an Update of GPCEN from 0 to 1 guarantees that:

- All future client-originated and SMMU-originated transactions are subject to granule protection checks.
- All previous transactions that were issued without a granule protection check have completed.

Completion of an Update of GPCEN from 1 to 0 guarantees that:

- All future client-originated and SMMU-originated transactions will bypass granule protection checks.
- All prior faults to be reported in SMMU_ROOT_GPF_FAR and SMMU_ROOT_GPT_CFG_FAR have been reported.
- The SMMU has completed all outstanding fetches of GPT information.

Note: Completion of an Update of GPCEN from 1 to 0 does not guarantee that outstanding accesses using the previous GPT configuration have completed. However, completion of a TLBI by PA with scope PAALL after the completion of the Update of GPCEN does guarantee this, including for Non-secure accesses made to Locations above the range configured in SMMU_ROOT_GPT_BASE.PPS.

The reset behavior of this field is:

- This field resets to 0b0.

Accessing this field has the following behavior:

- RO if any of the following are true:
 - `SMMU_ROOT_CR0.ACCESSSEN != SMMU_ROOT_CR0ACK.ACCESSSEN`
 - `SMMU_ROOT_CR0.GPCEN != SMMU_ROOT_CR0ACK.GPCEN`
- Otherwise access is RW

ACCESSSEN, bit [0]

Enable accesses from the SMMU and client devices.

Value	Meaning
0b0	SMMU-originated accesses and client-originated accesses do not become observable.
0b1	SMMU-originated accesses and client-originated accesses are not terminated by this mechanism.

This bit has higher priority than GPCEN.

When this bit is changed, the SMMU updates `SMMU_ROOT_CR0ACK.ACCESSSEN` to match, once the observability requirements below are satisfied. This is referred to as completion of an Update.

Completion of an Update of `ACCESSSEN` from 0 to 1 guarantees that:

- Previous accesses that were to be terminated by this mechanism have been marked to be terminated.
- Future client-originated and SMMU-originated accesses might succeed, according to other architectural checks.

Completion of an Update of `ACCESSSEN` from 1 to 0 guarantees that:

- Previous client-originated accesses not terminated by this mechanism are observable to their Shareability domain.
- Previous SMMU-originated accesses, including GPT fetches, have completed.
- The SMMU will not issue GPT fetches.
- Future SMMU-originated accesses will be terminated as though experiencing a GPF as-reported in `SMMU_ROOT_GPF_FAR`.
- Future client-originated accesses will be processed in a manner consistent with any access to a physical address experiencing a GPF. This includes:
 - An access is terminated with an external abort as a result of a configuration structure or translation table access experiencing a GPF.
 - An access is terminated with an external abort as a result of a GPF on the output address of that access.
 - If cached configuration information and information cached in TLBs would permit the access to be stalled, it is stalled.
 - If cached configuration information and information cached in TLBs would permit the access to be completed as RAZ/WI, it is completed as RAZ/WI.

Note: For an SMMU that supports stall model, advertised in `SMMU_(S_)IDR0.STALL_MODEL`, there may be outstanding transactions affected by stall configuration if `ACCESSSEN` is programmed to 0 while `SMMU_(S_)CR0.SMMUEN == 1`. Configuration of `SMMU_(S_)CR0.SMMUEN` to 0 guarantees termination of stalled transactions.

The reset behavior of this field is:

- This field resets to 0b0.

Accessing this field has the following behavior:

- RO if any of the following are true:
 - `SMMU_ROOT_CR0.ACCESSSEN != SMMU_ROOT_CR0ACK.ACCESSSEN`

- `SMMU_ROOT_CR0.GPCEN` != `SMMU_ROOT_CR0ACK.GPCEN`
- Otherwise access is RW

Accessing the SMMU_ROOT_CR0

SMMU_ROOT_CR0 can be accessed through the memory-mapped interface:

Component	Offset	Instance
SMMUv3_ROOT	0x0020	SMMU_ROOT_CR0

Access on this interface is **RW**.

2.11.5 SMMU_ROOT_GPT_BASE

The SMMU_ROOT_GPT_BASE characteristics are:

Purpose

Control register for Granule Protection Table base address.


This register is analogous to GPTBR_EL3.

Attributes

SMMU_ROOT_GPT_BASE is a 64-bit register.

Field descriptions

The SMMU_ROOT_GPT_BASE bit assignments are:



Bits [63:52]

Reserved, RES0.

ADDR, bits [51:12]

Base address of the LOGPT, bits [51:12].

The SMMU always treats this address as being in the Root physical address space.

This field represents bits [51:12] of the level 0 GPT base address.

Bits that are taken to be zero are RES0 and the SMMU treats them as zero when computing addresses for lookups.

Bits above the implemented output address size, advertised in SMMU_IDR5.OAS, are RES0.

The level 0 GPT is aligned in memory to the greater of:

- The size of the level 0 GPT in bytes.
- 4KB.

Bits [x:0] of the base address are taken to be zero, where:

- $x = \text{Max}(\text{pps} - 10\text{gptsz} + 2, 11)$
- pps is derived from [GPCCR_EL3.PPS](#) as follows:

GPCCR_EL3.PPS	pps
0b000	32
0b001	36
0b010	40
0b011	42
0b100	44
0b101	48

GPCCR_EL3.PPS	pps
0b110	52

- 10gptsz is derived from GPCCR_EL3.LOGPTSZ as follows:

GPCCR_EL3.LOGPTSZ	10gptsz
0b0000	30
0b0100	34
0b0110	36
0b1001	39

If x is greater than 11, then BADDR[x - 12:0] are RES0.

The reset behavior of this field is:

- This field resets to an UNKNOWN value.

Bits [11:0]

Reserved, RES0.

Accessing the SMMU_ROOT_GPT_BASE

This register is writeable even when granule protection checks are enabled. After a write of this register, the SMMU is not required to use the new base address value until completion of a subsequent TLBI by PA ALL operation.

Completion of such a TLBI by PA ALL operation also guarantees that the SMMU has completed all outstanding GPT walks that used the old configuration.

SMMU_ROOT_GPT_BASE can be accessed through the memory-mapped interface:

Component	Offset	Instance
SMMUv3_ROOT	0x0028	SMMU_ROOT_GPT_BASE

Access on this interface is **RW**.

2.11.6 SMMU_ROOT_GPT_BASE_CFG

The SMMU_ROOT_GPT_BASE_CFG characteristics are:

Purpose

Control register for Granule Protection Checks.

The fields in SMMU_ROOT_GPT_BASE_CFG are the same as for GPCCR_EL3, except there is no copy of GPCCR_EL3.GPC. See [SMMU_ROOT_CR0.GPCEN](#).

Configuration of reserved or invalid values leads to a GPT lookup error, reported as Invalid configuration of GPT configuration registers.

See also:

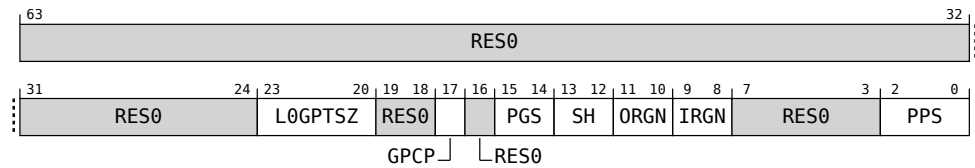
- [2.7 Reporting of GPC faults](#).

Attributes

SMMU_ROOT_GPT_BASE_CFG is a 64-bit register.

Field descriptions

The SMMU_ROOT_GPT_BASE_CFG bit assignments are:



Bits [63:24]

Reserved, RES0.

LOGPTSZ, bits [23:20]

Level 0 GPT entry size.

This field advertises the number of least significant address bits protected by each entry in the level 0 GPT.

Value	Meaning
0b0000	30-bits. Each entry covers 1GB of address space.
0b0100	34-bits. Each entry covers 16GB of address space.
0b0110	36-bits. Each entry covers 64GB of address space.
0b1001	39-bits. Each entry covers 512GB of address space.

Access to this field is **RO**.

Bits [19:18]

Reserved, RES0.

GPCP, bit [17]

Granule Protection Check Priority.

Value	Meaning
0b0	All GPC faults are reported with a priority consistent with the GPC being performed on any access to physical address space.
0b1	A GPC fault for the fetch of a Table descriptor for a stage 2 translation table walk might not be generated or reported. All other GPC faults are reported with a priority consistent with the GPC being performed on any access to physical address space.

This field is permitted to be cached in a TLB.

The reset behavior of this field is:

- This field resets to an UNKNOWN value.

Bit [16]

Reserved, RES0.

PGS, bits [15:14]

Physical Granule size.

Value	Meaning
0b00	4KB. Invalid if SMMU_IDR5.GRAN4K == 0.
0b01	64KB. Invalid if SMMU_IDR5.GRAN64K == 0.
0b10	16KB. Invalid if SMMU_IDR5.GRAN16K == 0.
0b11	Reserved.

The value of this field is permitted to be cached in a TLB.

The reset behavior of this field is:

- This field resets to an UNKNOWN value.

SH, bits [13:12]

GPT fetch Shareability attribute

Value	Meaning
0b00	Non-shareable.
0b01	Reserved.
0b10	Outer Shareable.
0b11	Inner Shareable.

Fetches to the GPT are made to the shareability domain configured in this field.

If both ORGN and IRGN are configured with Non-cacheable attributes, it is invalid to configure this field to values other than Outer Shareable.

The reset behavior of this field is:

- This field resets to an UNKNOWN value.

ORGN, bits [11:10]

GPT fetch Outer cacheability attribute.

Value	Meaning
0b00	Normal memory, Outer Non-cacheable.
0b01	Normal memory, Outer Write-Back Read-Allocate Write-Allocate Cacheable.
0b10	Normal memory, Outer Write-Through Read-Allocate No Write-Allocate Cacheable.
0b11	Normal memory, Outer Write-Back Read-Allocate No Write-Allocate Cacheable.

Fetches of GPT information are made with the Outer cacheability attributes configured in this field.

The reset behavior of this field is:

- This field resets to an UNKNOWN value.

IRGN, bits [9:8]

GPT fetch Inner cacheability attribute.

Value	Meaning
0b00	Normal memory, Inner Non-cacheable.
0b01	Normal memory, Inner Write-Back Read-Allocate Write-Allocate Cacheable.
0b10	Normal memory, Inner Write-Through Read-Allocate No Write-Allocate Cacheable.
0b11	Normal memory, Inner Write-Back Read-Allocate No Write-Allocate Cacheable.

Fetches of GPT information are made with the Inner cacheability attributes configured in this field.

The reset behavior of this field is:

- This field resets to an UNKNOWN value.

Bits [7:3]

Reserved, RES0.

PPS, bits [2:0]

Protected physical address size.

The bit width of the memory region protected by the GPT.

Value	Meaning
0b000	32 bits, 4GB protected address space.
0b001	36 bits, 64GB protected address space.
0b010	40 bits, 1TB protected address space.
0b011	42 bits, 4TB protected address space.
0b100	44 bits, 16TB protected address space.
0b101	48 bits, 256TB protected address space.
0b110	52 bits, 4PB protected address space.
0b111	Reserved.

Values exceeding the implemented physical address size, advertised in [SMMU_IDR5.OAS](#), are invalid.

This field is permitted to be cached in a TLB or Configuration cache.

The reset behavior of this field is:

- This field resets to an UNKNOWN value.

Accessing the SMMU_ROOT_GPT_BASE_CFG

SMMU_ROOT_GPT_BASE_CFG can be accessed through the memory-mapped interface:

Component	Offset	Instance
SMMUv3_ROOT	0x0030	SMMU_ROOT_GPT_BASE_CFG

This interface is accessible as follows:

- When SMMU_ROOT_CR0.GPCEN == 1 or SMMU_ROOT_CR0ACK.GPCEN == 1 access to this register is **RO**.
- Otherwise access to this register is **RW**.

2.11.7 SMMU_ROOT_GPF_FAR

The SMMU_ROOT_GPF_FAR characteristics are:

Purpose


This register reports details of the originating access that experienced a GPF.

Attributes

SMMU_ROOT_GPF_FAR is a 64-bit register.

Field descriptions

The SMMU_ROOT_GPF_FAR bit assignments are:



FPAS, bits [63:62]

The physical address space of the access that failed.

Value	Meaning
0b00	Secure
0b01	Non-secure
0b10	Root
0b11	Realm

If FAULT == 0, the value of this field is 0b00.

Note: The encodings for Root and Realm are only applicable for NoStreamID devices.

Bits [61:52]

Reserved, RES0.

FADDR, bits [51:12]

The physical address input to the Granule Protection Check that failed.

If FAULT == 0, the value of this field is zero.

FAULTCODE, bits [11:4]

If REASON == TRANSACTION, then the value of this field is zero.

If REASON == TRANSLATION, then:

Value	Name	Meaning
0x03	GPF_STE_FETCH	STE fetch experienced GPF

Value	Name	Meaning
0x09	GPF_CD_FETCH	CD fetch experienced GPF
0x0B	GPF_WALK_EABT	Translation Table access experienced GPF
0x25	GPF_VMS_FETCH	VMS fetch experienced GPF

If REASON == GERROR, then:

Value	Name	Meaning
0x00	CMDQ_GPF	Command queue read experienced a GPF
0x02	EVENTQ_GPF	Event queue write experienced a GPF
0x03	PRIQ_GPF	PRI queue write experienced a GPF
0x04	MSI_CMDQ_GPF	Command queue MSI experienced a GPF
0x05	MSI_EVENTQ_GPF	Event queue MSI experienced a GPF
0x06	MSI_PRIQ_GPF	PRI queue MSI experienced a GPF
0x07	MSI_GERROR_GPF	GERROR reporting MSI experienced a GPF
0x10	OTHER_GPF	An unknown SMMU-originated access experienced a GPF.

If FAULT == 0, the value of this field is 0x00.

REASON, bits [3:1]

Reports the originator of the access.

Value	Meaning
0b001	TRANSLATION, GPF on an SMMU-originated access required for translation of a client request.
0b010	GERROR, GPF on an SMMU-originated access not relating to a client translation.
0b011	TRANSACTION, GPF on the output address of a client translation.

If FAULT == 0, the value of this field is 0b000.

FAULT, bit [0]

Value	Meaning
0b0	There have been zero GPFs since this register was last cleared.
0b1	There have been one or more GPFs since this register was last cleared.

A write of 1 to this bit is IGNORED, does not trigger the GPF_FAR interrupt, and does not make this fault active.

The reset behavior of this field is:

- This field resets to 0b0.

Additional information

An MSI access from a PMCG or RAS record interrupt that experiences a GPF is permitted to be reported as either of:

- REASON = GERROR and FAULTCODE = OTHER_GPF
- REASON = TRANSACTION

Accessing the SMMU_ROOT_GPF_FAR

All writes to this register are IGNORED unless the write clears the FAULT bit.

When a write clears the FAULT bit, the whole register is cleared to zero.

SMMU_ROOT_GPF_FAR can be accessed through the memory-mapped interface:

Component	Offset	Instance
SMMUv3_ROOT	0x0038	SMMU_ROOT_GPF_FAR

Access on this interface is **RW**.

2.11.8 SMMU_ROOT_GPT_CFG_FAR

The SMMU_ROOT_GPT_CFG_FAR characteristics are:

Purpose


Reports details of the originating access that experienced a GPT lookup error.

Attributes

SMMU_ROOT_GPT_CFG_FAR is a 64-bit register.

Field descriptions

The SMMU_ROOT_GPT_CFG_FAR bit assignments are:



FPAS, bits [63:62]

The physical address space of the access that failed.

Value	Meaning
0b00	Secure
0b01	Non-secure
0b10	Root
0b11	Realm

If FAULT == 0, the value of this field is 0b00.

Note: The encodings for Root and Realm are only applicable for NoStreamID devices.

Bits [61:60]

Reserved, RES0.

CFG_ERR, bits [59:56]

Value	Meaning
0x0	Invalid configuration of GPT configuration registers. This corresponds to GPT walk fault at Level 0 arising from invalid configuration of GPCCR_EL3 in the RME specification.
0x1	SMMU_ROOT_GPT_BASE.ADDR exceeds the address size configured in SMMU_ROOT_GPT_BASE_CFG.PPS. This corresponds to GPT address size fault at Level 0 in the RME specification.
0x2	External abort on GPT entry fetch. This corresponds to Synchronous External abort on GPT fetch in the RME specification.

Value	Meaning
0x3	Invalid configuration of GPT entry. This corresponds to GPT walk fault arising from an invalid GPT entry in the RME specification.
0x4	Next-level address in GPT entry exceeds the address size configured in SMMU_ROOT_GPT_BASE_CFG.PPS. This corresponds to GPT address size fault at Level 0 in the RME specification.

If FAULT == 0, the value of this field is 0x0.

Bits [55:52]

Reserved, RES0.

FADDR, bits [51:12]

The physical address input to the Granule Protection Check that failed.

If FAULT == 0, the value of this field is zero.

FAULTCODE, bits [11:4]

If REASON == TRANSACTION, then the value of this field is zero.

If REASON == TRANSLATION, then:

Value	Name	Meaning
0x03	GPF_STE_FETCH	STE fetch experienced GPF
0x09	GPF_CD_FETCH	CD fetch experienced GPF
0x0B	GPF_WALK_EABT	Translation Table access experienced GPF
0x25	GPF_VMS_FETCH	VMS fetch experienced GPF

If REASON == GERROR, then:

Value	Name	Meaning
0x00	CMDQ_GPF	Command queue read experienced a GPF
0x02	EVENTQ_GPF	Event queue write experienced a GPF
0x03	PRIQ_GPF	PRI queue write experienced a GPF
0x04	MSI_CMDQ_GPF	Command queue MSI experienced a GPF
0x05	MSI_EVENTQ_GPF	Event queue MSI experienced a GPF
0x06	MSI_PRIQ_GPF	PRI queue MSI experienced a GPF
0x07	MSI_GERROR_GPF	GERROR reporting MSI experienced a GPF
0x10	OTHER_GPF	An unknown SMMU-originated access experienced a GPF.

If FAULT == 0, the value of this field is 0x00.

REASON, bits [3:1]

Reports the originator of the access.

Value	Meaning
0b001	TRANSLATION, GPF on an SMMU-originated access required for translation of a client request.
0b010	GERROR, GPF on an SMMU-originated access not relating to a client translation.
0b011	TRANSACTION, GPF on the output address of a client translation.

If FAULT == 0, the value of this field is 0b000.

FAULT, bit [0]

Value	Meaning
0b0	There have been zero GPT lookup errors since this register was last cleared.
0b1	There have been one or more GPT lookup errors since this register was last cleared.

A write of 1 to this bit is IGNORED, does not trigger the GPT_CFG_FAR interrupt, and does not make this fault active.

The reset behavior of this field is:

- This field resets to 0b0.

Additional information

An MSI access from a PMCG or RAS record interrupt that experiences a GPF is permitted to be reported as either of:

- REASON = GERROR and FAULTCODE = OTHER_GPF
- REASON = TRANSACTION

Accessing the SMMU_ROOT_GPT_CFG_FAR

All writes to this register are IGNORED unless the write clears the FAULT bit.

When a write clears the FAULT bit, the whole register is cleared to zero.

SMMU_ROOT_GPT_CFG_FAR can be accessed through the memory-mapped interface:

Component	Offset	Instance
SMMUv3_ROOT	0x0040	SMMU_ROOT_GPT_CFG_FAR

Access on this interface is **RW**.

2.11.9 SMMU_ROOT_TLBI

The SMMU_ROOT_TLBI characteristics are:

Purpose

TLBI by PA attributes register.

Attributes


SMMU_ROOT_TLBI is a 64-bit register.

Configuration

This register is present only when SMMU_RME_RGPTM is implemented. Otherwise, direct accesses to SMMU_ROOT_TLBI are RES0.

Field descriptions

The SMMU_ROOT_TLBI bit assignments are:



Bits [63:52]

Reserved, RES0.

Address, bits [51:12]

Base address from which to start invalidation.

Bits [11:0] of the base address are taken to be zero.

If ALL == 1, this field is IGNORED.

The reset behavior of this field is:

- This field resets to an UNKNOWN value.

Bits [11:8]

Reserved, RES0.

SIZE, bits [7:4]

Range of addresses to be invalidated.

Value	Meaning
0b0000	4KB.
0b0001	16KB.
0b0010	64KB.
0b0011	2MB.
0b0100	32MB.

Value	Meaning
0b0101	512MB.
0b0110	1GB.
0b0111	16GB.
0b1000	64GB.
0b1001	512GB.

All other values are reserved.

If ALL == 1, this field is IGNORED.

The reset behavior of this field is:

- This field resets to an UNKNOWN value.

Bits [3:2]

Reserved, RES0.

L, bit [1]

GPT Last-level only.

Value	Meaning
0b0	Invalidate GPT information from all levels of the GPT walk.
0b1	Invalidate GPT information from only the last level of the GPT walk.

If ALL == 1, this field is IGNORED.

The reset behavior of this field is:

- This field resets to an UNKNOWN value.

ALL, bit [0]

GPT All.

Value	Meaning
0b0	Invalidate GPT information from TLBs based on other fields.
0b1	Invalidate all GPT information from TLBs.

The reset behavior of this field is:

- This field resets to an UNKNOWN value.

Accessing the SMMU_ROOT_TLBI

SMMU_ROOT_TLBI can be accessed through the memory-mapped interface:

Component	Offset	Instance
SMMUv3_ROOT	0x0050	SMMU_ROOT_TLBI

This interface is accessible as follows:

- When SMMU_ROOT_TLBI_CTRL.RUN == 0 access to this register is **RW**.
- Otherwise access to this register is **RO**.

2.11.10 SMMU_ROOT_TLBI_CTRL

The SMMU_ROOT_TLBI_CTRL characteristics are:

Purpose

TLBI by PA control register.

Attributes

SMMU_ROOT_TLBI_CTRL is a 32-bit register.

Configuration

This register is present only when SMMU_RME_RGPTM is implemented. Otherwise, direct accesses to SMMU_ROOT_TLBI_CTRL are RES0.

Field descriptions

The SMMU_ROOT_TLBI_CTRL bit assignments are:



Bits [31:1]

Reserved, RES0.

RUN, bit [0]

Value	Meaning
0b0	Invalidation not in progress.
0b1	Invalidation in progress.

Writes to this register only have an effect if both of the following are true:

- The value of RUN in the register before the write is 0.
- The value of RUN in the write data payload is 1.

Any write that does not satisfy both these conditions is IGNORED.

When the requirements for RUN are met for a given write, the following all apply:

- The values provided for ALL, L, SIZE, and Address are taken from SMMU_ROOT_TLBI.
- The SMMU performs the TLBI by PA operation, interpreted as follows:
 - If ALL == 1, the operation behaves as TLBI PAALL as issued on a PE.
 - If ALL == 0 and L == 0, the operation behaves as TLBI RPAOS as issued on a PE, with SIZE and Address interpreted in the same manner as for TLBI RPAOS.
 - If ALL == 0 and L == 1, the operation behaves as TLBI RPALOS as issued on a PE, with SIZE and Address interpreted in the same manner as for TLBI RPALOS.
- A TLBI by PA operation is complete when all the following requirements are met:
 - All matching GPT information in TLB entries has been invalidated.

- All SMMU-originated and client-originated accesses that were in progress to physical addresses targeted by the TLBI by PA operation, are globally observable to their Shareability domain.
- Once the TLBI by PA operation is complete, the SMMU clears the whole register to 0.

The reset behavior of this field is:

- This field resets to 0b0.

Accessing the SMMU_ROOT_TLBI_CTRL

SMMU_ROOT_TLBI_CTRL can be accessed through the memory-mapped interface:

Component	Offset	Instance
SMMUv3_ROOT	0x0058	SMMU_ROOT_TLBI_CTRL

Access on this interface is **RW**.

2.11.11 IMPLEMENTATION DEFINED registers

All offsets from 0x0E00 to 0x0EFF in the SMMU Root Control Page are IMPLEMENTATION DEFINED.

Note: Consistent with the requirements for the SMMU Root Control Page as a whole, any such registers are only accessible in Root physical address space.

See also:

- [2.11 New registers](#)

Chapter 3

Register changes

This section describes changes to the registers specified in SMMUv3.

3.1 SMMU_IDR0

A new bit is introduced:

Bit [30] RME_IMPL

Value	Meaning
0b0	RME features not supported for Non-secure or Secure programming interfaces.
0b1	RME features supported for Non-secure programming interface, and for Secure programming interface if implemented.

If this bit is 1, it is possible to report `F_STE_FETCH`, `F_CD_FETCH`, `F_VMS_FETCH` and `F_WALK_EABT` with `GPCF == 1` in the Non-secure Event queue.

See also:

- [4.1 `F_STE_FETCH`, `F_CD_FETCH`, `F_VMS_FETCH` and `F_WALK_EABT`](#)

3.2 SMMU_S_IDR1

The definition of SMMU_S_IDR1.SECURE_IMPL is updated to say:

Bit [31] SECURE_IMPL

Value	Meaning
0b0	The SMMU implements a single Security state. All SMMU_S_* Secure registers are RAZ/WI.
0b1	The SMMU implements two Security states.

When SECURE_IMPL == 1, stage 1 must be supported, that is SMMU_IDR0.S1P == 1.

If SECURE_IMPL == 1 and SMMU_IDR0.RME_IMPL == 1, then all the following apply:

- SMMU_S_IDR1.SEL2 == 1.
- The EL3 StreamWorld is not supported.
- It is possible to report F_STE_FETCH, F_CD_FETCH, F_VMS_FETCH and F_WALK_EABT with GPCF == 1 in the Secure Event queue.

See also:

- [2.2 Removal of EL3 StreamWorld](#)
- [4.1 F_STE_FETCH, F_CD_FETCH, F_VMS_FETCH and F_WALK_EABT](#)

3.3 SMMU_S_INIT

Note: As GPT information is permitted to be cached in a TLB, the SMMU_S_INIT.INV_ALL mechanism also invalidates GPT information cached in TLBs.

3.4 Accessibility of SMMU register pages

All SMMU registers that were specified to be accessible only in Secure physical address space in SMMUv3 are additionally accessible in Root physical address space in an SMMU with RME.

All SMMU registers that were specified to be accessible in Non-secure physical address space in SMMUv3 are additionally accessible in Root and Realm physical address spaces in an SMMU with RME.

3.5 Confidential information in RAS Error Records

The RME specification [1] provides implementation requirements for RAS in PEs and system components using the Arm RAS architecture [3].

The RME specification [1] describes the concept of *confidential information* and provides the requirements on the content that can be recorded in RAS error record registers.

In an SMMU with RME, the same requirements apply to RAS Error Record registers in that SMMU.

3.6 Interaction with PMCG events

The following architected PMCG events are permitted to count accesses to the GPT:

Event ID	Description
2	TLB miss caused by incoming transaction or translation request
4	Translation table walk accesses

The other architected PMCG events do not count accesses to the GPT.

Counters must only increment if a GPT access is required for the Security state configured in `SMMU_PMCG_SCR.SO` and `SMMU_PMCG_EVTYPER<n>.FILTER_SEC_SID`.

IMPLEMENTATION DEFINED events are permitted to count GPT accesses, GPT-related TLB hits or GPT-related TLB misses for the appropriate Security state.

No PMCG events are counted for accesses from NoStreamID devices to Root or Realm physical address spaces.

Chapter 4

Event record changes

This section describes changes to the event records specified in SMMUv3 [\[2\]](#).

4.1 F_STE_FETCH, F_CD_FETCH, F_VMS_FETCH and F_WALK_EABT

Bit 80 GPCF

Granule Protection Check fault

This field indicates whether the event record is the result of a GPC fault.

Value	Meaning
0b0	This event record is not the result of a GPC fault.
0b1	This event record is the result of a GPC fault.

If SMMU_IDR0.RME_IMPL == 0, this bit is RES0.

See also:

- [2.6 SMMU-originated accesses](#)

Glossary

ATS Translated transaction

A memory transaction input to the SMMU, in which the supplied address has been translated. In PCIe this is indicated with the AT TLP field value 0b10.

GPC

Granule Protection Check

GPC fault

A granule protection check fault, arising either because a GPT lookup could not be completed, or because the lookup was successful and the access being checked failed the check.

GPF, Granule Protection Fault

The fault reported when a GPT lookup is successful, but the access being checked fails the granule protection check.

GPT, Granule Protection Table

An in-memory structure that describes the association of a Location and a physical address space.

NoStreamID device

An SMMU client device that is not associated with a StreamID.

PAS

Physical address space

Untranslated transaction.

A memory transaction input to the SMMU, in which the supplied address has not been translated. In PCIe this is indicated with the AT TLP field value 0b00.