

# Arm<sup>®</sup> A32/T32 Instruction Set

## for A-profile architecture



# Arm A32/T32 Instruction Set for A-profile architecture

Copyright © 2010-2024 Arm Limited (or its affiliates). All rights reserved.

## Release Information

For information on the change history and known issues for this release, see the **Release Notes** in the **A32/T32 ISA XML for A-profile architecture (2024-03)**.

## Proprietary Notice

This document is protected by copyright and other related rights and the practice or implementation of the information contained in this document may be protected by one or more patents or pending patent applications. No part of this document may be reproduced in any form by any means without the express prior written permission of Arm. **No license, express or implied, by estoppel or otherwise to any intellectual property rights is granted by this document unless specifically stated.**

Your access to the information in this document is conditional upon your acceptance that you will not use or permit others to use the information for the purposes of determining whether implementations infringe any third party patents.

THIS DOCUMENT IS PROVIDED “AS IS”. ARM PROVIDES NO REPRESENTATIONS AND NO WARRANTIES, EXPRESS, IMPLIED OR STATUTORY, INCLUDING, WITHOUT LIMITATION, THE IMPLIED WARRANTIES OF MERCHANTABILITY, SATISFACTORY QUALITY, NON-INFRINGEMENT OR FITNESS FOR A PARTICULAR PURPOSE WITH RESPECT TO THE DOCUMENT. For the avoidance of doubt, Arm makes no representation with respect to, and has undertaken no analysis to identify or understand the scope and content of, patents, copyrights, trade secrets, or other rights.

This document may include technical inaccuracies or typographical errors.

TO THE EXTENT NOT PROHIBITED BY LAW, IN NO EVENT WILL ARM BE LIABLE FOR ANY DAMAGES, INCLUDING WITHOUT LIMITATION ANY DIRECT, INDIRECT, SPECIAL, INCIDENTAL, PUNITIVE, OR CONSEQUENTIAL DAMAGES, HOWEVER CAUSED AND REGARDLESS OF THE THEORY OF LIABILITY, ARISING OUT OF ANY USE OF THIS DOCUMENT, EVEN IF ARM HAS BEEN ADVISED OF THE POSSIBILITY OF SUCH DAMAGES.

This document consists solely of commercial items. You shall be responsible for ensuring that any use, duplication or disclosure of this document complies fully with any relevant export laws and regulations to assure that this document or any portion thereof is not exported, directly or indirectly, in violation of such export laws. Use of the word “partner” in reference to Arm’s customers is not intended to create or refer to any partnership relationship with any other company. Arm may make changes to this document at any time and without notice.

This document may be translated into other languages for convenience, and you agree that if there is any conflict between the English version of this document and any translation, the terms of the English version of the Agreement shall prevail.

The Arm corporate logo and words marked with ™ or © are registered trademarks or trademarks of Arm Limited (or its affiliates) in the US and/or elsewhere. All rights reserved. Other brands and names mentioned in this document may be the trademarks of their respective owners. You must follow the Arm’s trademark usage guidelines <http://www.arm.com/company/policies/trademarks>.

Copyright © 2010-2024 Arm Limited (or its affiliates). All rights reserved.

Arm Limited. Company 02557590 registered in England.  
110 Fulbourn Road, Cambridge, England CB1 9NJ.

(LES-PRE-20349 version 21.0)

## Confidentiality Status

This document is Non-Confidential. The right to use, copy and disclose this document may be subject to license restrictions in accordance with the terms of the agreement entered into by Arm and the party that Arm delivered this document to.

## Product Status

The information in this release covers multiple versions of the architecture. The content relating to different versions is given different quality ratings..

The information relating to the 2023 Extensions of the A-profile Architecture for FEAT\_E2H0, FEAT\_HDBSS, and FEAT\_HACDBS is at Alpha quality. Alpha quality means that most major features of the specification are described in this release, but some features and details might be missing.

The information relating to the rest of the 2023 Extensions and the rest of the A-profile Architecture is at Beta quality. Beta quality means that all major features of the specification are described, but some details might be missing.

## Web Address

<http://www.arm.com>

## Progressive Terminology Commitment

Arm values inclusive communities. Arm recognizes that we and our industry have used terms that can be offensive. Arm strives to lead the industry and create change.

Previous issues of this document included terms that can be offensive. We have replaced these terms. If you find offensive terms in this document, please contact [terms@arm.com](mailto:terms@arm.com).

## Feedback on this document

If you have any comments or queries about this document, create a ticket at <https://support.developer.arm.com>.

As part of the ticket, include:

- The title, *Arm® A32/T32 Instruction Set for A-profile architecture*.
- The number, DDI 0597.
- The section name to which your comments refer.
- The page number(s) to which your comments refer.
- The rule identifier(s) to which your comments refer if applicable.
- A concise explanation of your comments.

Arm also welcomes general suggestions for additions and improvements.



## AArch32 -- Base Instructions (alphabetic order)

[ADC, ADCS \(immediate\)](#): Add with Carry (immediate).

[ADC, ADCS \(register\)](#): Add with Carry (register).

[ADC, ADCS \(register-shifted register\)](#): Add with Carry (register-shifted register).

[ADD \(immediate, to PC\)](#): Add to PC: an alias of ADR.

[ADD, ADDS \(immediate\)](#): Add (immediate).

[ADD, ADDS \(register\)](#): Add (register).

[ADD, ADDS \(register-shifted register\)](#): Add (register-shifted register).

[ADD, ADDS \(SP plus immediate\)](#): Add to SP (immediate).

[ADD, ADDS \(SP plus register\)](#): Add to SP (register).

[ADR](#): Form PC-relative address.

[AND, ANDS \(immediate\)](#): Bitwise AND (immediate).

[AND, ANDS \(register\)](#): Bitwise AND (register).

[AND, ANDS \(register-shifted register\)](#): Bitwise AND (register-shifted register).

[ASR \(immediate\)](#): Arithmetic Shift Right (immediate): an alias of MOV, MOVS (register).

[ASR \(register\)](#): Arithmetic Shift Right (register): an alias of MOV, MOVS (register-shifted register).

[ASRS \(immediate\)](#): Arithmetic Shift Right, setting flags (immediate): an alias of MOV, MOVS (register).

[ASRS \(register\)](#): Arithmetic Shift Right, setting flags (register): an alias of MOV, MOVS (register-shifted register).

[B](#): Branch.

[BFC](#): Bit Field Clear.

[BFI](#): Bit Field Insert.

[BIC, BICS \(immediate\)](#): Bitwise Bit Clear (immediate).

[BIC, BICS \(register\)](#): Bitwise Bit Clear (register).

[BIC, BICS \(register-shifted register\)](#): Bitwise Bit Clear (register-shifted register).

[BKPT](#): Breakpoint.

[BL, BLX \(immediate\)](#): Branch with Link and optional Exchange (immediate).

[BLX \(register\)](#): Branch with Link and Exchange (register).

[BX](#): Branch and Exchange.

[BXJ](#): Branch and Exchange, previously Branch and Exchange Jazelle.

[CBNZ, CBZ](#): Compare and Branch on Nonzero or Zero.

[CLRBHB](#): Clear Branch History.

[CLREX](#): Clear-Exclusive.

[CLZ](#): Count Leading Zeros.

[CMN \(immediate\)](#): Compare Negative (immediate).

[CMN \(register\)](#): Compare Negative (register).

[CMN \(register-shifted register\)](#): Compare Negative (register-shifted register).

[CMP \(immediate\)](#): Compare (immediate).

[CMP \(register\)](#): Compare (register).

[CMP \(register-shifted register\)](#): Compare (register-shifted register).

[CPS, CPSID, CPSIE](#): Change PE State.

[CRC32](#): CRC32.

[CRC32C](#): CRC32C.

[CSDB](#): Consumption of Speculative Data Barrier.

[DBG](#): Debug hint.

[DCPS1](#): Debug Change PE State to EL1.

[DCPS2](#): Debug Change PE State to EL2.

[DCPS3](#): Debug Change PE State to EL3.

[DMB](#): Data Memory Barrier.

[DSB](#): Data Synchronization Barrier.

[EOR, EORS \(immediate\)](#): Bitwise Exclusive-OR (immediate).

[EOR, EORS \(register\)](#): Bitwise Exclusive-OR (register).

[EOR, EORS \(register-shifted register\)](#): Bitwise Exclusive-OR (register-shifted register).

[ERET](#): Exception Return.

[ESB](#): Error Synchronization Barrier.

[HLT](#): Halting Breakpoint.

[HVC](#): Hypervisor Call.

[ISB](#): Instruction Synchronization Barrier.

[IT](#): If-Then.

[LDA](#): Load-Acquire Word.

[LDAB](#): Load-Acquire Byte.

[LDAEX](#): Load-Acquire Exclusive Word.

[LDAEXB](#): Load-Acquire Exclusive Byte.

[LDAEXD](#): Load-Acquire Exclusive Doubleword.

[LDAEXH](#): Load-Acquire Exclusive Halfword.

[LDAH](#): Load-Acquire Halfword.

[LDC \(immediate\)](#): Load data to System register (immediate).

[LDC \(literal\)](#): Load data to System register (literal).

[LDM \(exception return\)](#): Load Multiple (exception return).

[LDM \(User registers\)](#): Load Multiple (User registers).

[LDM, LDMIA, LDMFD](#): Load Multiple (Increment After, Full Descending).

[LDMDA, LDMFA](#): Load Multiple Decrement After (Full Ascending).

[LDMDB, LDMEA](#): Load Multiple Decrement Before (Empty Ascending).

[LDMIB, LDMED](#): Load Multiple Increment Before (Empty Descending).

[LDR \(immediate\)](#): Load Register (immediate).

[LDR \(literal\)](#): Load Register (literal).

[LDR \(register\)](#): Load Register (register).

[LDRB \(immediate\)](#): Load Register Byte (immediate).

[LDRB \(literal\)](#): Load Register Byte (literal).

[LDRB \(register\)](#): Load Register Byte (register).

[LDRBT](#): Load Register Byte Unprivileged.

[LDRD \(immediate\)](#): Load Register Dual (immediate).

[LDRD \(literal\)](#): Load Register Dual (literal).

[LDRD \(register\)](#): Load Register Dual (register).

[LDREX](#): Load Register Exclusive.

[LDREXB](#): Load Register Exclusive Byte.

[LDREXD](#): Load Register Exclusive Doubleword.

[LDREXH](#): Load Register Exclusive Halfword.

[LDRH \(immediate\)](#): Load Register Halfword (immediate).

[LDRH \(literal\)](#): Load Register Halfword (literal).

[LDRH \(register\)](#): Load Register Halfword (register).

[LDRHT](#): Load Register Halfword Unprivileged.

[LDRSB \(immediate\)](#): Load Register Signed Byte (immediate).

[LDRSB \(literal\)](#): Load Register Signed Byte (literal).

[LDRSB \(register\)](#): Load Register Signed Byte (register).

[LDRSBT](#): Load Register Signed Byte Unprivileged.

[LDRSH \(immediate\)](#): Load Register Signed Halfword (immediate).

[LDRSH \(literal\)](#): Load Register Signed Halfword (literal).

[LDRSH \(register\)](#): Load Register Signed Halfword (register).

[LDRSHT](#): Load Register Signed Halfword Unprivileged.

[LDRT](#): Load Register Unprivileged.

[LSL \(immediate\)](#): Logical Shift Left (immediate): an alias of MOV, MOVS (register).

[LSL \(register\)](#): Logical Shift Left (register): an alias of MOV, MOVS (register-shifted register).

[SLS \(immediate\)](#): Logical Shift Left, setting flags (immediate): an alias of MOV, MOVS (register).

[SLS \(register\)](#): Logical Shift Left, setting flags (register): an alias of MOV, MOVS (register-shifted register).

[LSR \(immediate\)](#): Logical Shift Right (immediate): an alias of MOV, MOVS (register).

[LSR \(register\)](#): Logical Shift Right (register): an alias of MOV, MOVS (register-shifted register).

[SRS \(immediate\)](#): Logical Shift Right, setting flags (immediate): an alias of MOV, MOVS (register).

[LSRS \(register\)](#): Logical Shift Right, setting flags (register): an alias of MOV, MOVS (register-shifted register).

[MCR](#): Move to System register from general-purpose register or execute a System instruction.

[MCRR](#): Move to System register from two general-purpose registers.

[MLA, MLAS](#): Multiply Accumulate.

[MLS](#): Multiply and Subtract.

[MOV, MOVS \(immediate\)](#): Move (immediate).

[MOV, MOVS \(register\)](#): Move (register).

[MOV, MOVS \(register-shifted register\)](#): Move (register-shifted register).

[MOVT](#): Move Top.

[MRC](#): Move to general-purpose register from System register.

[MRRC](#): Move to two general-purpose registers from System register.

[MRS](#): Move Special register to general-purpose register.

[MRS \(Banked register\)](#): Move Banked or Special register to general-purpose register.

[MSR \(Banked register\)](#): Move general-purpose register to Banked or Special register.

[MSR \(immediate\)](#): Move immediate value to Special register.

[MSR \(register\)](#): Move general-purpose register to Special register.

[MUL, MULS](#): Multiply.

[MVN, MVNS \(immediate\)](#): Bitwise NOT (immediate).

[MVN, MVNS \(register\)](#): Bitwise NOT (register).

[MVN, MVNS \(register-shifted register\)](#): Bitwise NOT (register-shifted register).

[NOP](#): No Operation.

[ORN, ORNS \(immediate\)](#): Bitwise OR NOT (immediate).

[ORN, ORNS \(register\)](#): Bitwise OR NOT (register).

[ORR, ORRS \(immediate\)](#): Bitwise OR (immediate).

[ORR, ORRS \(register\)](#): Bitwise OR (register).

[ORR, ORRS \(register-shifted register\)](#): Bitwise OR (register-shifted register).

[PKHBT, PKHTB](#): Pack Halfword.

[PLD \(literal\)](#): Preload Data (literal).

[PLD, PLDW \(immediate\)](#): Preload Data (immediate).

[PLD, PLDW \(register\)](#): Preload Data (register).

[PLI \(immediate, literal\)](#): Preload Instruction (immediate, literal).

[PLI \(register\)](#): Preload Instruction (register).

[POP](#): Pop Multiple Registers from Stack.

[POP \(multiple registers\)](#): Pop Multiple Registers from Stack: an alias of LDM, LDMIA, LDMFD.

[POP \(single register\)](#): Pop Single Register from Stack: an alias of LDR (immediate).

[PSSBB](#): Physical Speculative Store Bypass Barrier.



[PUSH](#): Push Multiple Registers to Stack.

[PUSH \(multiple registers\)](#): Push multiple registers to Stack: an alias of STMDB, STMFD.

[PUSH \(single register\)](#): Push Single Register to Stack: an alias of STR (immediate).

[QADD](#): Saturating Add.

[QADD16](#): Saturating Add 16.

[QADD8](#): Saturating Add 8.

[QASX](#): Saturating Add and Subtract with Exchange.

[QDADD](#): Saturating Double and Add.

[QDSUB](#): Saturating Double and Subtract.

[QSAX](#): Saturating Subtract and Add with Exchange.

[QSUB](#): Saturating Subtract.

[QSUB16](#): Saturating Subtract 16.

[QSUB8](#): Saturating Subtract 8.

[RBIT](#): Reverse Bits.

[REV](#): Byte-Reverse Word.

[REV16](#): Byte-Reverse Packed Halfword.

[REVSH](#): Byte-Reverse Signed Halfword.

[RFE, RFEDA, RFEDB, RFEIA, RFEIB](#): Return From Exception.

[ROR \(immediate\)](#): Rotate Right (immediate): an alias of MOV, MOVS (register).

[ROR \(register\)](#): Rotate Right (register): an alias of MOV, MOVS (register-shifted register).

[RORS \(immediate\)](#): Rotate Right, setting flags (immediate): an alias of MOV, MOVS (register).

[RORS \(register\)](#): Rotate Right, setting flags (register): an alias of MOV, MOVS (register-shifted register).

[RRX](#): Rotate Right with Extend: an alias of MOV, MOVS (register).

[RRXS](#): Rotate Right with Extend, setting flags: an alias of MOV, MOVS (register).

[RSB, RSBS \(immediate\)](#): Reverse Subtract (immediate).

[RSB, RSBS \(register\)](#): Reverse Subtract (register).

[RSB, RSBS \(register-shifted register\)](#): Reverse Subtract (register-shifted register).

[RSC, RSCS \(immediate\)](#): Reverse Subtract with Carry (immediate).

[RSC, RSCS \(register\)](#): Reverse Subtract with Carry (register).

[RSC, RSCS \(register-shifted register\)](#): Reverse Subtract (register-shifted register).

[SADD16](#): Signed Add 16.

[SADD8](#): Signed Add 8.

[SASX](#): Signed Add and Subtract with Exchange.

[SB](#): Speculation Barrier.

[SBC, SBCS \(immediate\)](#): Subtract with Carry (immediate).

[SBC, SBCS \(register\)](#): Subtract with Carry (register).

[SBC, SBCS \(register-shifted register\)](#): Subtract with Carry (register-shifted register).

[SBFX](#): Signed Bit Field Extract.

[SDIV](#): Signed Divide.

[SEL](#): Select Bytes.

[SETEND](#): Set Endianness.

[SETPAN](#): Set Privileged Access Never.

[SEV](#): Send Event.

[SEVL](#): Send Event Local.

[SHADD16](#): Signed Halving Add 16.

[SHADD8](#): Signed Halving Add 8.

[SHASX](#): Signed Halving Add and Subtract with Exchange.

[SHSAX](#): Signed Halving Subtract and Add with Exchange.

[SHSUB16](#): Signed Halving Subtract 16.

[SHSUB8](#): Signed Halving Subtract 8.

[SMC](#): Secure Monitor Call.

[SMLABB, SMLABT, SMLATB, SMLATT](#): Signed Multiply Accumulate (halfwords).

[SMLAD, SMLADX](#): Signed Multiply Accumulate Dual.

[SMLAL, SMLALS](#): Signed Multiply Accumulate Long.

[SMLALBB, SMLALBT, SMLALTB, SMLALTT](#): Signed Multiply Accumulate Long (halfwords).

[SMLALD, SMLALDX](#): Signed Multiply Accumulate Long Dual.

[SMLAWB, SMLAWT](#): Signed Multiply Accumulate (word by halfword).

[SMLSD, SMLSDX](#): Signed Multiply Subtract Dual.

[SMLSLD, SMLSLDX](#): Signed Multiply Subtract Long Dual.

[SMMLA, SMMLAR](#): Signed Most Significant Word Multiply Accumulate.

[SMMLS, SMMLSR](#): Signed Most Significant Word Multiply Subtract.

[SMMUL, SMMULR](#): Signed Most Significant Word Multiply.

[SMUAD, SMUADX](#): Signed Dual Multiply Add.

[SMULBB, SMULBT, SMULTB, SMULTT](#): Signed Multiply (halfwords).

[SMULL, SMULLS](#): Signed Multiply Long.

[SMULWB, SMULWT](#): Signed Multiply (word by halfword).

[SMUSD, SMUSDX](#): Signed Multiply Subtract Dual.

[SRS, SRSDA, SRSDB, SRSIA, SRSIB](#): Store Return State.

[SSAT](#): Signed Saturate.

[SSAT16](#): Signed Saturate 16.

[SSAX](#): Signed Subtract and Add with Exchange.

[SSBB](#): Speculative Store Bypass Barrier.

[SSUB16](#): Signed Subtract 16.

[SSUB8](#): Signed Subtract 8.

[STC](#): Store data to System register.

[STL](#): Store-Release Word.

[STLB](#): Store-Release Byte.

[STLEX](#): Store-Release Exclusive Word.

[STLEXB](#): Store-Release Exclusive Byte.

[STLEXD](#): Store-Release Exclusive Doubleword.

[STLEXH](#): Store-Release Exclusive Halfword.

[STLH](#): Store-Release Halfword.

[STM \(User registers\)](#): Store Multiple (User registers).

[STM, STMIA, STMEA](#): Store Multiple (Increment After, Empty Ascending).

[STMDB, STMED](#): Store Multiple Decrement After (Empty Descending).

[STMDB, STMFD](#): Store Multiple Decrement Before (Full Descending).

[STMIB, STMFA](#): Store Multiple Increment Before (Full Ascending).

[STR \(immediate\)](#): Store Register (immediate).

[STR \(register\)](#): Store Register (register).

[STRB \(immediate\)](#): Store Register Byte (immediate).

[STRB \(register\)](#): Store Register Byte (register).

[STRBT](#): Store Register Byte Unprivileged.

[STRD \(immediate\)](#): Store Register Dual (immediate).

[STRD \(register\)](#): Store Register Dual (register).

[STREX](#): Store Register Exclusive.

[STREXB](#): Store Register Exclusive Byte.

[STREXD](#): Store Register Exclusive Doubleword.

[STREXH](#): Store Register Exclusive Halfword.

[STRH \(immediate\)](#): Store Register Halfword (immediate).

[STRH \(register\)](#): Store Register Halfword (register).

[STRHT](#): Store Register Halfword Unprivileged.

[STRT](#): Store Register Unprivileged.

[SUB \(immediate, from PC\)](#): Subtract from PC: an alias of ADR.

[SUB, SUBS \(immediate\)](#): Subtract (immediate).

[SUB, SUBS \(register\)](#): Subtract (register).

[SUB, SUBS \(register-shifted register\)](#): Subtract (register-shifted register).

[SUB, SUBS \(SP minus immediate\)](#): Subtract from SP (immediate).

[SUB, SUBS \(SP minus register\)](#): Subtract from SP (register).

[SVC](#): Supervisor Call.

[SXTAB](#): Signed Extend and Add Byte.

[SXTAB16](#): Signed Extend and Add Byte 16.

[SXTAH](#): Signed Extend and Add Halfword.

[SXTB](#): Signed Extend Byte.

[SXTB16](#): Signed Extend Byte 16.

[SXTH](#): Signed Extend Halfword.

[TBB](#), [TBH](#): Table Branch Byte or Halfword.

[TEQ \(immediate\)](#): Test Equivalence (immediate).

[TEQ \(register\)](#): Test Equivalence (register).

[TEQ \(register-shifted register\)](#): Test Equivalence (register-shifted register).

[TSB](#): Trace Synchronization Barrier.

[TST \(immediate\)](#): Test (immediate).

[TST \(register\)](#): Test (register).

[TST \(register-shifted register\)](#): Test (register-shifted register).

[UADD16](#): Unsigned Add 16.

[UADD8](#): Unsigned Add 8.

[UASX](#): Unsigned Add and Subtract with Exchange.

[UBFX](#): Unsigned Bit Field Extract.

[UDF](#): Permanently Undefined.

[UDIV](#): Unsigned Divide.

[UHADD16](#): Unsigned Halving Add 16.

[UHADD8](#): Unsigned Halving Add 8.

[UHASX](#): Unsigned Halving Add and Subtract with Exchange.

[UHSAX](#): Unsigned Halving Subtract and Add with Exchange.

[UHSUB16](#): Unsigned Halving Subtract 16.

[UHSUB8](#): Unsigned Halving Subtract 8.

[UMAAL](#): Unsigned Multiply Accumulate Accumulate Long.

[UMLAL](#), [UMLALS](#): Unsigned Multiply Accumulate Long.

[UMULL](#), [UMULLS](#): Unsigned Multiply Long.

[UQADD16](#): Unsigned Saturating Add 16.

[UQADD8](#): Unsigned Saturating Add 8.

[UQASX](#): Unsigned Saturating Add and Subtract with Exchange.

[UQSAX](#): Unsigned Saturating Subtract and Add with Exchange.

[UQSUB16](#): Unsigned Saturating Subtract 16.

[UQSUB8](#): Unsigned Saturating Subtract 8.

[USAD8](#): Unsigned Sum of Absolute Differences.

[USADA8](#): Unsigned Sum of Absolute Differences and Accumulate.

[USAT](#): Unsigned Saturate.

[USAT16](#): Unsigned Saturate 16.

[USAX](#): Unsigned Subtract and Add with Exchange.

[USUB16](#): Unsigned Subtract 16.

[USUB8](#): Unsigned Subtract 8.

[UXTAB](#): Unsigned Extend and Add Byte.

[UXTAB16](#): Unsigned Extend and Add Byte 16.

[UXTAH](#): Unsigned Extend and Add Halfword.

[UXTB](#): Unsigned Extend Byte.

[UXTB16](#): Unsigned Extend Byte 16.

[UXTH](#): Unsigned Extend Halfword.

[WFE](#): Wait For Event.

[WFI](#): Wait For Interrupt.

[YIELD](#): Yield hint.

Internal version only: isa v01\_31, pseudocode v2024-03\_rel ; Build timestamp: 2024-03-25T10:05

Copyright © 2010-2024 Arm Limited or its affiliates. All rights reserved. This document is Non-Confidential.

## ADC, ADCS (immediate)

Add with Carry (immediate) adds an immediate value and the Carry flag value to a register value, and writes the result to the destination register. If the destination register is not the PC, the ADCS variant of the instruction updates the condition flags based on the result.

The field descriptions for <Rd> identify the encodings where the PC is permitted as the destination register. Arm deprecates any use of these encodings. However, when the destination register is the PC:

- The ADC variant of the instruction is an interworking branch, see [Pseudocode description of operations on the AArch32 general-purpose registers and the PC](#).
- The ADCS variant of the instruction performs an exception return without the use of the stack. In this case:
  - The PE branches to the address written to the PC, and restores *PSTATE* from SPSR\_<current\_mode>.
  - The PE checks SPSR\_<current\_mode> for an illegal return event. See [Illegal return events from AArch32 state](#).
  - The instruction is UNDEFINED in Hyp mode.
  - The instruction is CONSTRAINED UNPREDICTABLE in User mode and System mode.

It has encodings from the following instruction sets: A32 ( [A1](#) ) and T32 ( [T1](#) ).

### A1

31	30	29	28	27	26	25	24	23	22	21	20	19	18	17	16	15	14	13	12	11	10	9	8	7	6	5	4	3	2	1	0
!= 1111				0	0	1	0	1	0	1	S	Rn				Rd				imm12											
cond																															

### ADC (S == 0)

```
ADC{<c>}{<q>} {<Rd>}, {<Rn>}, #<const>
```

### ADCS (S == 1)

```
ADCS{<c>}{<q>} {<Rd>}, {<Rn>}, #<const>
```

```
constant d = UInt(Rd); constant n = UInt(Rn); constant setflags = (S == '1');  
constant imm32 = A32ExpandImm(imm12);
```

### T1

15	14	13	12	11	10	9	8	7	6	5	4	3	2	1	0	15	14	13	12	11	10	9	8	7	6	5	4	3	2	1	0	
1	1	1	1	0	i	0	1	0	1	0	S	Rn				0	imm3				Rd				imm8							

### ADC (S == 0)

```
ADC{<c>}{<q>} {<Rd>}, {<Rn>}, #<const>
```

### ADCS (S == 1)

```
ADCS{<c>}{<q>} {<Rd>}, {<Rn>}, #<const>
```

```
constant d = UInt(Rd); constant n = UInt(Rn); constant setflags = (S == '1');  
constant imm32 = T32ExpandImm(i:imm3:imm8);  
// Armv8-A removes UNPREDICTABLE for R13  
if d == 15 || n == 15 then UNPREDICTABLE;
```

For more information about the CONSTRAINED UNPREDICTABLE behavior, see [Architectural Constraints on UNPREDICTABLE behaviors](#).

## Assembler Symbols

<c>	See <a href="#">Standard assembler syntax fields</a> .
<q>	See <a href="#">Standard assembler syntax fields</a> .
<Rd>	For encoding A1: is the general-purpose destination register, encoded in the "Rd" field. If omitted, this register is the same as <Rn>. Arm deprecates using the PC as the destination register, but if the PC is used:

- For the ADC variant, the instruction is a branch to the address calculated by the operation. This is an interworking branch, see [Pseudocode description of operations on the AArch32 general-purpose registers and the PC](#).
- For the ADCS variant, the instruction performs an exception return, that restores *PSTATE* from SPSR\_<current\_mode>.

For encoding T1: is the general-purpose destination register, encoded in the "Rd" field. If omitted, this register is the same as <Rn>.

<Rn> For encoding A1: is the general-purpose source register, encoded in the "Rn" field. The PC can be used, but this is deprecated.

For encoding T1: is the general-purpose source register, encoded in the "Rn" field.

<const> For encoding A1: an immediate value. See [Modified immediate constants in A32 instructions](#) for the range of values.

For encoding T1: an immediate value. See [Modified immediate constants in T32 instructions](#) for the range of values.

## Operation

```
if ConditionPassed() then
    EncodingSpecificOperations();
    constant (result, nzcvc) = AddWithCarry(R[n], imm32, PSTATE.C);
    if d == 15 then // Can only occur for A32 encoding
        if setflags then
            ALUExceptionReturn(result);
        else
            ALUWritePC(result);
    else
        R[d] = result;
        if setflags then
            PSTATE.<N,Z,C,V> = nzcvc;
```

## Operational information

If CPSR.DIT is 1 and this instruction does not use R15 as either its source or destination:

- The execution time of this instruction is independent of:
  - The values of the data supplied in any of its registers.
  - The values of the NZCV flags.
- The response of this instruction to asynchronous exceptions does not vary based on:
  - The values of the data supplied in any of its registers.
  - The values of the NZCV flags.

Internal version only: isa v01\_31, pseudocode v2024-03\_rel ; Build timestamp: 2024-03-25T10:05

Copyright © 2010-2024 Arm Limited or its affiliates. All rights reserved. This document is Non-Confidential.

## ADC, ADCS (register)

Add with Carry (register) adds a register value, the Carry flag value, and an optionally-shifted register value, and writes the result to the destination register.

If the destination register is not the PC, the ADCS variant of the instruction updates the condition flags based on the result.

The field descriptions for <Rd> identify the encodings where the PC is permitted as the destination register. Arm deprecates any use of these encodings. However, when the destination register is the PC:

- The ADC variant of the instruction is an interworking branch, see [Pseudocode description of operations on the AArch32 general-purpose registers and the PC](#).
- The ADCS variant of the instruction performs an exception return without the use of the stack. In this case:
  - The PE branches to the address written to the PC, and restores *PSTATE* from SPSR\_<current\_mode>.
  - The PE checks SPSR\_<current\_mode> for an illegal return event. See [Illegal return events from AArch32 state](#).
  - The instruction is UNDEFINED in Hyp mode.
  - The instruction is CONSTRAINED UNPREDICTABLE in User mode and System mode.

It has encodings from the following instruction sets: A32 ( [A1](#) ) and T32 ( [T1](#) and [T2](#) ).

### A1

31	30	29	28	27	26	25	24	23	22	21	20	19	18	17	16	15	14	13	12	11	10	9	8	7	6	5	4	3	2	1	0
!= 1111				0	0	0	0	1	0	1	S	Rn				Rd				imm5				stype		0	Rm				
cond																															

#### ADC, rotate right with extend (S == 0 && imm5 == 00000 && stype == 11)

```
ADC{<c>}{<q>} {<Rd>}, <Rn>, <Rm>, RRX
```

#### ADC, shift or rotate by value (S == 0 && !(imm5 == 00000 && stype == 11))

```
ADC{<c>}{<q>} {<Rd>}, <Rn>, <Rm> {, <shift> #<amount>}
```

#### ADCS, rotate right with extend (S == 1 && imm5 == 00000 && stype == 11)

```
ADCS{<c>}{<q>} {<Rd>}, <Rn>, <Rm>, RRX
```

#### ADCS, shift or rotate by value (S == 1 && !(imm5 == 00000 && stype == 11))

```
ADCS{<c>}{<q>} {<Rd>}, <Rn>, <Rm> {, <shift> #<amount>}
```

```
constant d = UInt(Rd);  constant n = UInt(Rn);  constant m = UInt(Rm);
constant setflags = (S == '1');
constant (shift_t, shift_n) = DecodeImmShift(stype, imm5);
```

### T1

15	14	13	12	11	10	9	8	7	6	5	4	3	2	1	0
0	1	0	0	0	0	0	1	0	1	Rm				Rdn	

### T1

```
ADC<c>{<q>} {<Rdn>}, <Rdn>, <Rm> // (Inside IT block)
```

```
ADCS{<q>} {<Rdn>}, <Rdn>, <Rm> // (Outside IT block)
```

```
constant d = UInt(Rdn);  constant n = UInt(Rdn);  constant m = UInt(Rm);
constant setflags = !InITBlock();
constant (shift_t, shift_n) = (SRTYPE_LSL, 0);
```

### T2



15	14	13	12	11	10	9	8	7	6	5	4	3	2	1	0	15	14	13	12	11	10	9	8	7	6	5	4	3	2	1	0	
1	1	1	0	1	0	1	1	0	1	0	S	Rn				(0)	imm3				Rd				imm2		stype		Rm			

**ADC, rotate right with extend (S == 0 && imm3 == 000 && imm2 == 00 && stype == 11)**

```
ADC{<c>}{<q>} {<Rd>}, <Rn>, <Rm>, RRX
```

**ADC, shift or rotate by value (S == 0 && !(imm3 == 000 && imm2 == 00 && stype == 11))**

```
ADC<c>.W {<Rd>}, <Rn>, <Rm> // (Inside IT block, and <Rd>, <Rn>, <Rm> can be represented in T1)
```

```
ADC{<c>}{<q>} {<Rd>}, <Rn>, <Rm> {, <shift> #<amount>}
```

**ADCS, rotate right with extend (S == 1 && imm3 == 000 && imm2 == 00 && stype == 11)**

```
ADCS{<c>}{<q>} {<Rd>}, <Rn>, <Rm>, RRX
```

**ADCS, shift or rotate by value (S == 1 && !(imm3 == 000 && imm2 == 00 && stype == 11))**

```
ADCS.W {<Rd>}, <Rn>, <Rm> // (Outside IT block, and <Rd>, <Rn>, <Rm> can be represented in T1)
```

```
ADCS{<c>}{<q>} {<Rd>}, <Rn>, <Rm> {, <shift> #<amount>}
```

```
constant d = UInt(Rd); constant n = UInt(Rn); constant m = UInt(Rm);
constant setflags = (S == '1');
constant (shift_t, shift_n) = DecodeImmShift(stype, imm3:imm2);
// Armv8-A removes UNPREDICTABLE for R13
if d == 15 || n == 15 || m == 15 then UNPREDICTABLE;
```

For more information about the CONSTRAINED UNPREDICTABLE behavior, see [Architectural Constraints on UNPREDICTABLE behaviors](#).

## Assembler Symbols

<c> See [Standard assembler syntax fields](#).

<q> See [Standard assembler syntax fields](#).

<Rdn> Is the first general-purpose source register and the destination register, encoded in the "Rdn" field.

<Rd> For encoding A1: is the general-purpose destination register, encoded in the "Rd" field. If omitted, this register is the same as <Rn>. Arm deprecates using the PC as the destination register, but if the PC is used:

- For the ADC variant, the instruction is a branch to the address calculated by the operation. This is an interworking branch, see [Pseudocode description of operations on the AArch32 general-purpose registers and the PC](#).
- For the ADCS variant, the instruction performs an exception return, that restores [PSTATE](#) from SPSR\_<current\_mode>.

For encoding T2: is the general-purpose destination register, encoded in the "Rd" field. If omitted, this register is the same as <Rn>.

<Rn> For encoding A1: is the first general-purpose source register, encoded in the "Rn" field. The PC can be used, but this is deprecated.

For encoding T2: is the first general-purpose source register, encoded in the "Rn" field.

<Rm> For encoding A1: is the second general-purpose source register, encoded in the "Rm" field. The PC can be used, but this is deprecated.

For encoding T1 and T2: is the second general-purpose source register, encoded in the "Rm" field.

<shift> Is the type of shift to be applied to the second source register, encoded in "stype":

stype	<shift>
00	LSL
01	LSR
10	ASR
11	ROR

<amount> For encoding A1: is the shift amount, in the range 1 to 31 (when <shift> = LSL or ROR) or 1 to 32 (when <shift> = LSR or ASR) encoded in the "imm5" field as <amount> modulo 32.

For encoding T2: is the shift amount, in the range 1 to 31 (when <shift> = LSL or ROR) or 1 to 32 (when <shift> = LSR or ASR), encoded in the "imm3:imm2" field as <amount> modulo 32.

In T32 assembly:

- Outside an IT block, if ADCS <Rd>, <Rn>, <Rd> has <Rd> and <Rn> both in the range R0-R7, it is assembled using encoding T1 as though ADCS <Rd>, <Rn> had been written.
- Inside an IT block, if ADC<c> <Rd>, <Rn>, <Rd> has <Rd> and <Rn> both in the range R0-R7, it is assembled using encoding T1 as though ADC<c> <Rd>, <Rn> had been written.

To prevent either of these happening, use the .W qualifier.

## Operation

```
if ConditionPassed() then
    EncodingSpecificOperations();
    constant shifted = Shift(R[m], shift_t, shift_n, PSTATE.C);
    constant (result, nzcvc) = AddWithCarry(R[n], shifted, PSTATE.C);
    if d == 15 then // Can only occur for A32 encoding
        if setflags then
            ALUExceptionReturn(result);
        else
            ALUWritePC(result);
    else
        R[d] = result;
        if setflags then
            PSTATE.<N,Z,C,V> = nzcvc;
```

## Operational information

If CPSR.DIT is 1 and this instruction does not use R15 as either its source or destination:

- The execution time of this instruction is independent of:
  - The values of the data supplied in any of its registers.
  - The values of the NZCV flags.
- The response of this instruction to asynchronous exceptions does not vary based on:
  - The values of the data supplied in any of its registers.
  - The values of the NZCV flags.

Internal version only: isa v01\_31, pseudocode v2024-03\_rel ; Build timestamp: 2024-03-25T10:05

Copyright © 2010-2024 Arm Limited or its affiliates. All rights reserved. This document is Non-Confidential.

# ADC, ADCS (register-shifted register)

Add with Carry (register-shifted register) adds a register value, the Carry flag value, and a register-shifted register value. It writes the result to the destination register, and can optionally update the condition flags based on the result.

## A1

31	30	29	28	27	26	25	24	23	22	21	20	19	18	17	16	15	14	13	12	11	10	9	8	7	6	5	4	3	2	1	0
!= 1111				0	0	0	0	1	0	1	S	Rn				Rd				Rs				0	stype	1	Rm				
cond																															

### Flag setting (S == 1)

ADCS{<c>}{<q>} {<Rd>, } <Rn>, <Rm>, <shift> <Rs>

### Not flag setting (S == 0)

ADC{<c>}{<q>} {<Rd>, } <Rn>, <Rm>, <shift> <Rs>

```
constant d = UInt(Rd);  constant n = UInt(Rn);  constant m = UInt(Rm);  constant s = UInt(Rs);
constant setflags = (S == '1');  constant shift_t = DecodeRegShift(stype);
if d == 15 || n == 15 || m == 15 || s == 15 then UNPREDICTABLE;
```

For more information about the CONSTRAINED UNPREDICTABLE behavior, see [Architectural Constraints on UNPREDICTABLE behaviors](#).

## Assembler Symbols

- <c> See [Standard assembler syntax fields](#).
- <q> See [Standard assembler syntax fields](#).
- <Rd> Is the general-purpose destination register, encoded in the "Rd" field.
- <Rn> Is the first general-purpose source register, encoded in the "Rn" field.
- <Rm> Is the second general-purpose source register, encoded in the "Rm" field.
- <shift> Is the type of shift to be applied to the second source register, encoded in "stype":

stype	<shift>
00	LSL
01	LSR
10	ASR
11	ROR

- <Rs> Is the third general-purpose source register holding a shift amount in its bottom 8 bits, encoded in the "Rs" field.

## Operation

```
if ConditionPassed() then
    EncodingSpecificOperations();
    constant shift_n = UInt(R[s]<7:0>);
    constant shifted = Shift(R[m], shift_t, shift_n, PSTATE.C);
    constant (result, nzcv) = AddWithCarry(R[n], shifted, PSTATE.C);
    R[d] = result;
    if setflags then
        PSTATE.<N,Z,C,V> = nzcv;
```

## Operational information

- If CPSR.DIT is 1, this instruction has passed its condition execution check, and does not use R15 as either its source or destination:
- The execution time of this instruction is independent of:
    - The values of the data supplied in any of its registers.

- The values of the NZCV flags.
- The response of this instruction to asynchronous exceptions does not vary based on:
  - The values of the data supplied in any of its registers.
  - The values of the NZCV flags.

Internal version only: isa v01\_31, pseudocode v2024-03\_rel ; Build timestamp: 2024-03-25T10:05

Copyright © 2010-2024 Arm Limited or its affiliates. All rights reserved. This document is Non-Confidential.

# ADD (immediate, to PC)

Add to PC adds an immediate value to the Align(PC, 4) value to form a PC-relative address, and writes the result to the destination register. Arm recommends that, where possible, software avoids using this alias.

This is a pseudo-instruction of [ADR](#). This means:

- The encodings in this description are named to match the encodings of [ADR](#).
  - The assembler syntax is used only for assembly, and is not used on disassembly.
  - The description of [ADR](#) gives the operational pseudocode, any CONSTRAINED UNPREDICTABLE behavior, and any operational information for this instruction.
- It has encodings from the following instruction sets: A32 ( [A1](#) ) and T32 ( [T1](#) and [T3](#) ).

## A1

31	30	29	28	27	26	25	24	23	22	21	20	19	18	17	16	15	14	13	12	11	10	9	8	7	6	5	4	3	2	1	0
!= 1111				0	0	1	0	1	0	0	0	1	1	1	1	Rd				imm12											
cond																															

## A1

ADD{<c>}{<q>} <Rd>, PC, #<const>

is equivalent to

ADR{<c>}{<q>} <Rd>, <label>

## T1

15	14	13	12	11	10	9	8	7	6	5	4	3	2	1	0
1	0	1	0	0	Rd				imm8						

## T1

ADD{<c>}{<q>} <Rd>, PC, #<imm8>

is equivalent to

ADR{<c>}{<q>} <Rd>, <label>

## T3

15	14	13	12	11	10	9	8	7	6	5	4	3	2	1	0	15	14	13	12	11	10	9	8	7	6	5	4	3	2	1	0	
1	1	1	1	0	i	1	0	0	0	0	0	1	1	1	1	0	imm3				Rd				imm8							

## T3

ADDW{<c>}{<q>} <Rd>, PC, #<imm12> // (<Rd>, <imm12> can be represented in T1)

ADD{<c>}{<q>} <Rd>, PC, #<imm12>

is equivalent to

ADR{<c>}{<q>} <Rd>, <label>

## Assembler Symbols

<c> See [Standard assembler syntax fields](#).

<q> See [Standard assembler syntax fields](#).

<Rd>	<p>For encoding A1: is the general-purpose destination register, encoded in the "Rd" field. If the PC is used, the instruction is a branch to the address calculated by the operation. This is an interworking branch, see <a href="#">Pseudocode description of operations on the AArch32 general-purpose registers and the PC</a>.</p> <p>For encoding T1 and T3: is the general-purpose destination register, encoded in the "Rd" field.</p>
<label>	<p>For encoding A1: the label of an instruction or literal data item whose address is to be loaded into &lt;Rd&gt;. The assembler calculates the required value of the offset from the Align(PC, 4) value of the ADR instruction to this label.</p> <p>If the offset is zero or positive, encoding A1 is used, with imm32 equal to the offset.</p> <p>If the offset is negative, encoding A2 is used, with imm32 equal to the size of the offset. That is, the use of encoding A2 indicates that the required offset is minus the value of imm32.</p> <p>Permitted values of the size of the offset are any of the constants described in <a href="#">Modified immediate constants in A32 instructions</a>.</p> <p>For encoding T1: the label of an instruction or literal data item whose address is to be loaded into &lt;Rd&gt;. The assembler calculates the required value of the offset from the Align(PC, 4) value of the ADR instruction to this label. Permitted values of the size of the offset are multiples of 4 in the range 0 to 1020.</p> <p>For encoding T3: the label of an instruction or literal data item whose address is to be loaded into &lt;Rd&gt;. The assembler calculates the required value of the offset from the Align(PC, 4) value of the ADR instruction to this label.</p> <p>If the offset is zero or positive, encoding T3 is used, with imm32 equal to the offset.</p> <p>If the offset is negative, encoding T2 is used, with imm32 equal to the size of the offset. That is, the use of encoding T2 indicates that the required offset is minus the value of imm32.</p> <p>Permitted values of the size of the offset are 0-4095.</p>
<imm8>	Is an unsigned immediate, a multiple of 4, in the range 0 to 1020, encoded in the "imm8" field as <imm8>/4.
<imm12>	Is a 12-bit unsigned immediate, in the range 0 to 4095, encoded in the "i:imm3:imm8" field.
<const>	An immediate value. See <a href="#">Modified immediate constants in A32 instructions</a> for the range of values.

## Operation

The description of [ADR](#) gives the operational pseudocode for this instruction.

Internal version only: isa v01\_31, pseudocode v2024-03\_rel ; Build timestamp: 2024-03-25T10:05

Copyright © 2010-2024 Arm Limited or its affiliates. All rights reserved. This document is Non-Confidential.

## ADD, ADDS (immediate)

Add (immediate) adds an immediate value to a register value, and writes the result to the destination register.

If the destination register is not the PC, the ADDS variant of the instruction updates the condition flags based on the result.

The field descriptions for <Rd> identify the encodings where the PC is permitted as the destination register. If the destination register is the PC:

- The ADD variant of the instruction is an interworking branch, see *Pseudocode description of operations on the AArch32 general-purpose registers and the PC*.
- The ADDS variant of the instruction performs an exception return without the use of the stack. Arm deprecates use of this instruction. However, in this case:
  - The PE branches to the address written to the PC, and restores *PSTATE* from SPSR\_<current\_mode>.
  - The PE checks SPSR\_<current\_mode> for an illegal return event. See *Illegal return events from AArch32 state*.
  - The instruction is UNDEFINED in Hyp mode.
  - The instruction is CONSTRAINED UNPREDICTABLE in User mode and System mode.

It has encodings from the following instruction sets: A32 ( [A1](#) ) and T32 ( [T1](#) , [T2](#) , [T3](#) and [T4](#) ).

### A1

31	30	29	28	27	26	25	24	23	22	21	20	19	18	17	16	15	14	13	12	11	10	9	8	7	6	5	4	3	2	1	0
!= 1111				0	0	1	0	1	0	0	S	Rn				Rd				imm12											
cond																															

### ADD (S == 0 && Rn != 11x1)

```
ADD{<c>}{<q>} {<Rd>}, {<Rn>}, #<const>
```

### ADDS (S == 1 && Rn != 1101)

```
ADDS{<c>}{<q>} {<Rd>}, {<Rn>}, #<const>
```

```
if Rn == '1111' && S == '0' then SEE "ADR";
if Rn == '1101' then SEE "ADD (SP plus immediate)";
constant d = UInt(Rd); constant n = UInt(Rn); constant setflags = (S == '1');
constant imm32 = A32ExpandImm(imm12);
```

### T1

15	14	13	12	11	10	9	8	7	6	5	4	3	2	1	0
0	0	0	1	1	1	0	imm3			Rn			Rd		

### T1

```
ADD<c>{<q>} <Rd>, <Rn>, #<imm3> // (Inside IT block)
```

```
ADDS{<q>} <Rd>, <Rn>, #<imm3> // (Outside IT block)
```

```
constant d = UInt(Rd); constant n = UInt(Rn); constant setflags = !InITBlock();
constant imm32 = ZeroExtend(imm3, 32);
```

### T2

15	14	13	12	11	10	9	8	7	6	5	4	3	2	1	0
0	0	1	1	0	Rdn			imm8							

T2

```
ADD<c>{<q>} <Rdn>, #<imm8> // (Inside IT block, and <Rdn>, <imm8> can be represented in T1)

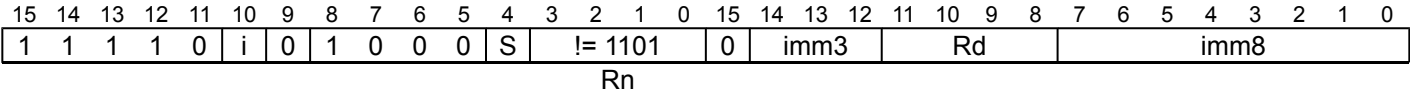
ADD<c>{<q>} {<Rdn>,<Rdn>, #<imm8> // (Inside IT block, and <Rdn>, <imm8> cannot be represented in T1)

ADDS{<q>} <Rdn>, #<imm8> // (Outside IT block, and <Rdn>, <imm8> can be represented in T1)

ADDS{<q>} {<Rdn>,<Rdn>, #<imm8> // (Outside IT block, and <Rdn>, <imm8> cannot be represented in T1)

constant d = UInt(Rdn);  constant n = UInt(Rdn);  constant setflags = !InITBlock();
constant imm32 = ZeroExtend(imm8, 32);
```

T3



ADD (S == 0)

```
ADD<c>.W {<Rd>,<Rn>, #<const> // (Inside IT block, and <Rd>, <Rn>, <const> can be represented in T1 or

ADD{<c>}{<q>} {<Rd>,<Rn>, #<const>
```

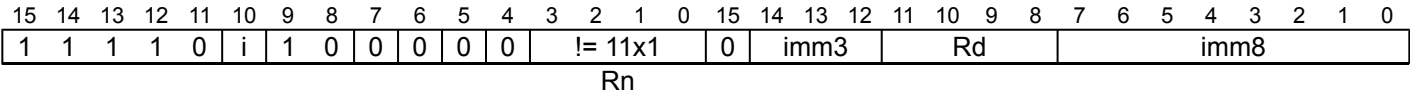
ADDS (S == 1 && Rd != 1111)

```
ADDS.W {<Rd>,<Rn>, #<const> // (Outside IT block, and <Rd>, <Rn>, <const> can be represented in T1 or T

ADDS{<c>}{<q>} {<Rd>,<Rn>, #<const>

if Rd == '1111' && S == '1' then SEE "CMN (immediate)";
if Rn == '1101' then SEE "ADD (SP plus immediate)";
constant d = UInt(Rd);  constant n = UInt(Rn);  constant setflags = (S == '1');
constant imm32 = T32ExpandImm(i:imm3:imm8);
// Armv8-A removes UNPREDICTABLE for R13
if (d == 15 && !setflags) || n == 15 then UNPREDICTABLE;
```

T4



T4

```
ADD{<c>}{<q>} {<Rd>,<Rn>, #<imm12> // (<imm12> cannot be represented in T1, T2, or T3)

ADDW{<c>}{<q>} {<Rd>,<Rn>, #<imm12> // (<imm12> can be represented in T1, T2, or T3)

if Rn == '1111' then SEE "ADR";
if Rn == '1101' then SEE "ADD (SP plus immediate)";
constant d = UInt(Rd);  constant n = UInt(Rn);  constant setflags = FALSE;
constant imm32 = ZeroExtend(i:imm3:imm8, 32);
// Armv8-A removes UNPREDICTABLE for R13
if d == 15 then UNPREDICTABLE;
```

For more information about the CONSTRAINED UNPREDICTABLE behavior, see [Architectural Constraints on UNPREDICTABLE behaviors](#).

Assembler Symbols

- <c> See [Standard assembler syntax fields](#).
- <q> See [Standard assembler syntax fields](#).



<Rdn>	Is the general-purpose source and destination register, encoded in the "Rdn" field.
<imm8>	Is a 8-bit unsigned immediate, in the range 0 to 255, encoded in the "imm8" field.
<Rd>	For encoding A1: is the general-purpose destination register, encoded in the "Rd" field. If omitted, this register is the same as <Rn>. If the PC is used: <ul style="list-style-type: none"> <li>For the ADD variant, the instruction is a branch to the address calculated by the operation. This is an interworking branch, see <i>Pseudocode description of operations on the AArch32 general-purpose registers and the PC</i>.</li> <li>For the ADDS variant, the instruction performs an exception return, that restores <i>PSTATE</i> from <i>SPSR_&lt;current_mode&gt;</i>. Arm deprecates use of this instruction.</li> </ul> For encoding T1, T3 and T4: is the general-purpose destination register, encoded in the "Rd" field. If omitted, this register is the same as <Rn>.
<Rn>	For encoding A1 and T4: is the general-purpose source register, encoded in the "Rn" field. If the SP is used, see <i>ADD (SP plus immediate)</i> . If the PC is used, see <i>ADR</i> . For encoding T1: is the general-purpose source register, encoded in the "Rn" field. For encoding T3: is the general-purpose source register, encoded in the "Rn" field. If the SP is used, see <i>ADD (SP plus immediate)</i> .
<imm3>	Is a 3-bit unsigned immediate, in the range 0 to 7, encoded in the "imm3" field.
<imm12>	Is a 12-bit unsigned immediate, in the range 0 to 4095, encoded in the "i:imm3:imm8" field.
<const>	For encoding A1: an immediate value. See <i>Modified immediate constants in A32 instructions</i> for the range of values. For encoding T3: an immediate value. See <i>Modified immediate constants in T32 instructions</i> for the range of values.

When multiple encodings of the same length are available for an instruction, encoding T3 is preferred to encoding T4 (if encoding T4 is required, use the ADDW syntax). Encoding T1 is preferred to encoding T2 if <Rd> is specified and encoding T2 is preferred to encoding T1 if <Rd> is omitted.

## Operation

```

if CurrentInstrSet() == InstrSet_A32 then
    if ConditionPassed() then
        EncodingSpecificOperations();
        constant (result, nzcvc) = AddWithCarry(R[n], imm32, '0');
        if d == 15 then // Can only occur for A32 encoding
            if setflags then
                ALUExceptionReturn(result);
            else
                ALUWritePC(result);
        else
            R[d] = result;
            if setflags then
                PSTATE.<N,Z,C,V> = nzcvc;
    else
        if ConditionPassed() then
            EncodingSpecificOperations();
            constant (result, nzcvc) = AddWithCarry(R[n], imm32, '0');
            R[d] = result;
            if setflags then
                PSTATE.<N,Z,C,V> = nzcvc;

```

## Operational information

If CPSR.DIT is 1 and this instruction does not use R15 as either its source or destination:

- The execution time of this instruction is independent of:
  - The values of the data supplied in any of its registers.
  - The values of the NZCV flags.
- The response of this instruction to asynchronous exceptions does not vary based on:
  - The values of the data supplied in any of its registers.
  - The values of the NZCV flags.

Internal version only: isa v01\_31, pseudocode v2024-03\_rel ; Build timestamp: 2024-03-25T10:05

Copyright © 2010-2024 Arm Limited or its affiliates. All rights reserved. This document is Non-Confidential.

## ADD, ADDS (register)

Add (register) adds a register value and an optionally-shifted register value, and writes the result to the destination register.

If the destination register is not the PC, the ADDS variant of the instruction updates the condition flags based on the result.

The field descriptions for <Rd> identify the encodings where the PC is permitted as the destination register. If the destination register is the PC:

- The ADD variant of the instruction is an interworking branch, see *Pseudocode description of operations on the AArch32 general-purpose registers and the PC*.
- The ADDS variant of the instruction performs an exception return without the use of the stack. Arm deprecates use of this instruction. However, in this case:
  - The PE branches to the address written to the PC, and restores *PSTATE* from SPSR\_<current\_mode>.
  - The PE checks SPSR\_<current\_mode> for an illegal return event. See *Illegal return events from AArch32 state*.
  - The instruction is UNDEFINED in Hyp mode.
  - The instruction is CONSTRAINED UNPREDICTABLE in User mode and System mode.

It has encodings from the following instruction sets: A32 ( [A1](#) ) and T32 ( [T1](#) , [T2](#) and [T3](#) ).

### A1

31	30	29	28	27	26	25	24	23	22	21	20	19	18	17	16	15	14	13	12	11	10	9	8	7	6	5	4	3	2	1	0
!= 1111				0	0	0	0	1	0	0	S	!= 1101				Rd				imm5				stype		0	Rm				
cond												Rn																			

#### ADD, rotate right with extend (S == 0 && imm5 == 00000 && stype == 11)

```
ADD{<c>}{<q>} {<Rd>}, {<Rn>, <Rm>, RRX
```

#### ADD, shift or rotate by value (S == 0 && !(imm5 == 00000 && stype == 11))

```
ADD{<c>}{<q>} {<Rd>}, {<Rn>, <Rm> {, <shift> #<amount>}
```

#### ADDS, rotate right with extend (S == 1 && imm5 == 00000 && stype == 11)

```
ADDS{<c>}{<q>} {<Rd>}, {<Rn>, <Rm>, RRX
```

#### ADDS, shift or rotate by value (S == 1 && !(imm5 == 00000 && stype == 11))

```
ADDS{<c>}{<q>} {<Rd>}, {<Rn>, <Rm> {, <shift> #<amount>}
```

```
if Rn == '1101' then SEE "ADD (SP plus register)";
constant d = UInt(Rd); constant n = UInt(Rn); constant m = UInt(Rm);
constant setflags = (S == '1');
constant (shift_t, shift_n) = DecodeImmShift(stype, imm5);
```

### T1

15	14	13	12	11	10	9	8	7	6	5	4	3	2	1	0
0	0	0	1	1	0	0	Rm				Rn		Rd		

### T1

```
ADD<c>{<q>} <Rd>, <Rn>, <Rm> // (Inside IT block)
```

```
ADDS{<q>} {<Rd>}, <Rn>, <Rm> // (Outside IT block)
```

```
constant d = UInt(Rd); constant n = UInt(Rn); constant m = UInt(Rm);
constant setflags = !InITBlock();
constant (shift_t, shift_n) = (SRTYPE_LSL, 0);
```

## T2

15	14	13	12	11	10	9	8	7	6	5	4	3	2	1	0
0	1	0	0	0	1	0	0	DN	!= 1101					Rdn	

Rm

### T2 (!(DN == 1 && Rdn == 101))

ADD<c>{<q>} <Rdn>, <Rm> // (Preferred syntax, Inside IT block)

ADD{<c>}{<q>} {<Rdn>,} <Rdn>, <Rm>

```
if (DN:Rdn) == '1101' || Rm == '1101' then SEE "ADD (SP plus register)";
constant d = UInt(DN:Rdn); constant n = d; constant m = UInt(Rm); constant setflags = FALSE;
constant (shift_t, shift_n) = (SRTYPE_LSL, 0);
if n == 15 && m == 15 then UNPREDICTABLE;
if d == 15 && InITBlock() && !LastInITBlock() then UNPREDICTABLE;
```

## T3

15	14	13	12	11	10	9	8	7	6	5	4	3	2	1	0	15	14	13	12	11	10	9	8	7	6	5	4	3	2	1	0
1 1 1 0 1 0 1							1 0 0 0				S	!= 1101				(0)	imm3			Rd				imm2		stype		Rm			
Rn																															

### ADD, rotate right with extend (S == 0 && imm3 == 000 && imm2 == 00 && stype == 11)

ADD{<c>}{<q>} {<Rd>,} <Rn>, <Rm>, RRX

### ADD, shift or rotate by value (S == 0 && !(imm3 == 000 && imm2 == 00 && stype == 11))

ADD<c>.W {<Rd>,} <Rn>, <Rm> // (Inside IT block, and <Rd>, <Rn>, <Rm> can be represented in T1)

ADD{<c>}.W {<Rd>,} <Rn>, <Rm> // (<Rd> == <Rn>, and <Rd>, <Rn>, <Rm> can be represented in T2)

ADD{<c>}{<q>} {<Rd>,} <Rn>, <Rm> {, <shift> #<amount>}

### ADDS, rotate right with extend (S == 1 && imm3 == 000 && Rd != 1111 && imm2 == 00 && stype == 11)

ADDS{<c>}{<q>} {<Rd>,} <Rn>, <Rm>, RRX

### ADDS, shift or rotate by value (S == 1 && !(imm3 == 000 && imm2 == 00 && stype == 11) && Rd != 1111)

ADDS.W {<Rd>,} <Rn>, <Rm> // (Outside IT block, and <Rd>, <Rn>, <Rm> can be represented in T1 or T2)

ADDS{<c>}{<q>} {<Rd>,} <Rn>, <Rm> {, <shift> #<amount>}

```
if Rd == '1111' && S == '1' then SEE "CMN (register)";
if Rn == '1101' then SEE "ADD (SP plus register)";
constant d = UInt(Rd); constant n = UInt(Rn); constant m = UInt(Rm);
constant setflags = (S == '1');
constant (shift_t, shift_n) = DecodeImmShift(stype, imm3:imm2);
// Armv8-A removes UNPREDICTABLE for R13
if (d == 15 && !setflags) || n == 15 || m == 15 then UNPREDICTABLE;
```

For more information about the CONSTRAINED UNPREDICTABLE behavior, see [Architectural Constraints on UNPREDICTABLE behaviors](#).

## Assembler Symbols

<c> See [Standard assembler syntax fields](#).

<q> See [Standard assembler syntax fields](#).

- <Rdn> Is the general-purpose source and destination register, encoded in the "DN:Rdn" field. If the PC is used, the instruction is a branch to the address calculated by the operation. This is a simple branch, see [Pseudocode description of operations on the AArch32 general-purpose registers and the PC](#).
- The assembler language allows <Rdn> to be specified once or twice in the assembler syntax. When used inside an IT block, and <Rdn> and <Rm> are in the range R0 to R7, <Rdn> must be specified once so that encoding T2 is preferred to encoding T1. In all other cases there is no difference in behavior when <Rdn> is specified once or twice.
- <Rd> For encoding A1: is the general-purpose destination register, encoded in the "Rd" field. If omitted, this register is the same as <Rn>. If the PC is used:
- For the ADD variant, the instruction is a branch to the address calculated by the operation. This is an interworking branch, see [Pseudocode description of operations on the AArch32 general-purpose registers and the PC](#).
  - For the ADDS variant, the instruction performs an exception return, that restores [PSTATE](#) from `SPSR_<current_mode>`. Arm deprecates use of this instruction.
- For encoding T1: is the general-purpose destination register, encoded in the "Rd" field.
- When used inside an IT block, <Rd> must be specified. When used outside an IT block, <Rd> is optional, and:
- If omitted, this register is the same as <Rn>.
  - If present, encoding T1 is preferred to encoding T2.
- For encoding T3: is the general-purpose destination register, encoded in the "Rd" field. If omitted, this register is the same as <Rn>.
- <Rn> For encoding A1: is the first general-purpose source register, encoded in the "Rn" field. The PC can be used. If the SP is used, see [ADD \(SP plus register\)](#).
- For encoding T1: is the first general-purpose source register, encoded in the "Rn" field.
- For encoding T3: is the first general-purpose source register, encoded in the "Rn" field. If the SP is used, see [ADD \(SP plus register\)](#).
- <Rm> For encoding A1: is the second general-purpose source register, encoded in the "Rm" field. The PC can be used, but this is deprecated.
- For encoding T1 and T3: is the second general-purpose source register, encoded in the "Rm" field.
- For encoding T2: is the second general-purpose source register, encoded in the "Rm" field. The PC can be used.
- <shift> Is the type of shift to be applied to the second source register, encoded in "stype":

stype	<shift>
00	LSL
01	LSR
10	ASR
11	ROR

- <amount> For encoding A1: is the shift amount, in the range 1 to 31 (when <shift> = LSL or ROR) or 1 to 32 (when <shift> = LSR or ASR) encoded in the "imm5" field as <amount> modulo 32.
- For encoding T3: is the shift amount, in the range 1 to 31 (when <shift> = LSL or ROR) or 1 to 32 (when <shift> = LSR or ASR), encoded in the "imm3:imm2" field as <amount> modulo 32.

Inside an IT block, if `ADD<c> <Rd>, <Rn>, <Rd>` cannot be assembled using encoding T1, it is assembled using encoding T2 as though `ADD<c> <Rd>, <Rn>` had been written. To prevent this happening, use the `.W` qualifier.

## Operation

```
if ConditionPassed() then
    EncodingSpecificOperations();
    constant shifted = Shift(R[m], shift_t, shift_n, PSTATE.C);
    constant (result, nzc_v) = AddWithCarry(R[n], shifted, '0');
    if d == 15 then
        if setflags then
            ALUExceptionReturn(result);
        else
            ALUWritePC(result);
    else
        R[d] = result;
        if setflags then
            PSTATE.<N,Z,C,V> = nzc_v;
```

## Operational information

If CPSR.DIT is 1 and this instruction does not use R15 as either its source or destination:

- The execution time of this instruction is independent of:

- The values of the data supplied in any of its registers.
  - The values of the NZCV flags.
- The response of this instruction to asynchronous exceptions does not vary based on:
  - The values of the data supplied in any of its registers.
  - The values of the NZCV flags.

Internal version only: isa v01\_31, pseudocode v2024-03\_rel ; Build timestamp: 2024-03-25T10:05

Copyright © 2010-2024 Arm Limited or its affiliates. All rights reserved. This document is Non-Confidential.

# ADD, ADDS (register-shifted register)

Add (register-shifted register) adds a register value and a register-shifted register value. It writes the result to the destination register, and can optionally update the condition flags based on the result.

## A1

31	30	29	28	27	26	25	24	23	22	21	20	19	18	17	16	15	14	13	12	11	10	9	8	7	6	5	4	3	2	1	0
!= 1111				0	0	0	0	1	0	0	S	Rn				Rd				Rs				0	stype	1	Rm				
cond																															

## Flag setting (S == 1)

ADDS{<c>}{<q>}{<Rd>,}<Rn>,<Rm>,<shift><Rs>

## Not flag setting (S == 0)

ADD{<c>}{<q>}{<Rd>,}<Rn>,<Rm>,<shift><Rs>

```
constant d = UInt(Rd);  constant n = UInt(Rn);  constant m = UInt(Rm);  constant s = UInt(Rs);
constant setflags = (S == '1');  constant shift_t = DecodeRegShift(stype);
if d == 15 || n == 15 || m == 15 || s == 15 then UNPREDICTABLE;
```

For more information about the CONSTRAINED UNPREDICTABLE behavior, see [Architectural Constraints on UNPREDICTABLE behaviors](#).

## Assembler Symbols

- <c> See [Standard assembler syntax fields](#).
- <q> See [Standard assembler syntax fields](#).
- <Rd> Is the general-purpose destination register, encoded in the "Rd" field.
- <Rn> Is the first general-purpose source register, encoded in the "Rn" field.
- <Rm> Is the second general-purpose source register, encoded in the "Rm" field.
- <shift> Is the type of shift to be applied to the second source register, encoded in "stype":

stype	<shift>
00	LSL
01	LSR
10	ASR
11	ROR

- <Rs> Is the third general-purpose source register holding a shift amount in its bottom 8 bits, encoded in the "Rs" field.

## Operation

```
if ConditionPassed() then
    EncodingSpecificOperations();
    constant shift_n = UInt(R[s]<7:0>);
    constant shifted = Shift(R[m], shift_t, shift_n, PSTATE.C);
    constant (result, nzcv) = AddWithCarry(R[n], shifted, '0');
    R[d] = result;
    if setflags then
        PSTATE.<N,Z,C,V> = nzcv;
```

## Operational information

- If CPSR.DIT is 1, this instruction has passed its condition execution check, and does not use R15 as either its source or destination:
- The execution time of this instruction is independent of:
    - The values of the data supplied in any of its registers.

- The values of the NZCV flags.
- The response of this instruction to asynchronous exceptions does not vary based on:
  - The values of the data supplied in any of its registers.
  - The values of the NZCV flags.

Internal version only: isa v01\_31, pseudocode v2024-03\_rel ; Build timestamp: 2024-03-25T10:05

Copyright © 2010-2024 Arm Limited or its affiliates. All rights reserved. This document is Non-Confidential.

## ADD, ADDS (SP plus immediate)

Add to SP (immediate) adds an immediate value to the SP value, and writes the result to the destination register.

If the destination register is not the PC, the ADDS variant of the instruction updates the condition flags based on the result.

The field descriptions for <Rd> identify the encodings where the PC is permitted as the destination register. However, when the destination register is the PC:

- The ADD variant of the instruction is an interworking branch, see [Pseudocode description of operations on the AArch32 general-purpose registers and the PC](#).
- The ADDS variant of the instruction performs an exception return without the use of the stack. Arm deprecates use of this instruction. However, in this case:
  - The PE branches to the address written to the PC, and restores *PSTATE* from SPSR\_<current\_mode>.
  - The PE checks SPSR\_<current\_mode> for an illegal return event. See [Illegal return events from AArch32 state](#).
  - The instruction is UNDEFINED in Hyp mode.
  - The instruction is CONSTRAINED UNPREDICTABLE in User mode and System mode.

It has encodings from the following instruction sets: A32 ( [A1](#) ) and T32 ( [T1](#) , [T2](#) , [T3](#) and [T4](#) ).

### A1

31	30	29	28	27	26	25	24	23	22	21	20	19	18	17	16	15	14	13	12	11	10	9	8	7	6	5	4	3	2	1	0
!= 1111				0	0	1	0	1	0	0	S	1	1	0	1	Rd				imm12											
cond																															

### ADD (S == 0)

```
ADD{<c>}{<q>} {<Rd>}, SP, #<const>
```

### ADDS (S == 1)

```
ADDS{<c>}{<q>} {<Rd>}, SP, #<const>
```

```
constant d = UInt(Rd); constant setflags = (S == '1'); constant imm32 = A32ExpandImm(imm12);
```

### T1

15	14	13	12	11	10	9	8	7	6	5	4	3	2	1	0
1	0	1	0	1	Rd				imm8						

### T1

```
ADD{<c>}{<q>} <Rd>, SP, #<imm8>
```

```
constant d = UInt(Rd); constant setflags = FALSE; constant imm32 = ZeroExtend(imm8:'00', 32);
```

### T2

15	14	13	12	11	10	9	8	7	6	5	4	3	2	1	0
1	0	1	1	0	0	0	0	0	imm7						

### T2

```
ADD{<c>}{<q>} {SP}, SP, #<imm7>
```

```
constant d = 13; constant setflags = FALSE; constant imm32 = ZeroExtend(imm7:'00', 32);
```

### T3

15	14	13	12	11	10	9	8	7	6	5	4	3	2	1	0	15	14	13	12	11	10	9	8	7	6	5	4	3	2	1	0	
1	1	1	1	0	i	0	1	0	0	0	S	1	1	0	1	0	imm3				Rd				imm8							



**ADD (S == 0)**

```
ADD{<c>}.W {<Rd>}, SP, #<const> // (<Rd>, <const> can be represented in T1 or T2)

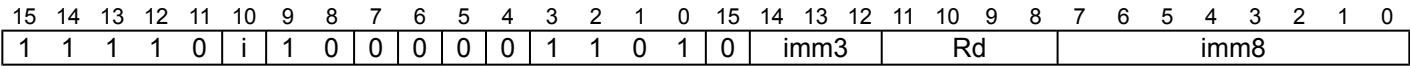
ADD{<c>}{<q>} {<Rd>}, SP, #<const>
```

**ADDS (S == 1 && Rd != 1111)**

```
ADDS{<c>}{<q>} {<Rd>}, SP, #<const>

if Rd == '1111' && S == '1' then SEE "CMN (immediate)";
constant d = UInt(Rd); constant setflags = (S == '1'); constant imm32 = T32ExpandImm(i:imm3:imm8);
if d == 15 && !setflags then UNPREDICTABLE;
```

**T4**



**T4**

```
ADD{<c>}{<q>} {<Rd>}, SP, #<imm12> // (<imm12> cannot be represented in T1, T2, or T3)

ADDW{<c>}{<q>} {<Rd>}, SP, #<imm12> // (<imm12> can be represented in T1, T2, or T3)

constant d = UInt(Rd); constant setflags = FALSE; constant imm32 = ZeroExtend(i:imm3:imm8, 32);
if d == 15 then UNPREDICTABLE;
```

For more information about the CONSTRAINED UNPREDICTABLE behavior, see *Architectural Constraints on UNPREDICTABLE behaviors*.

**Assembler Symbols**

- <c> See *Standard assembler syntax fields*.
- <q> See *Standard assembler syntax fields*.
- SP, Is the stack pointer.
- <imm7> Is the unsigned immediate, a multiple of 4, in the range 0 to 508, encoded in the "imm7" field as <imm7>/4.
- <Rd> For encoding A1: is the general-purpose destination register, encoded in the "Rd" field. If omitted, this register is the SP. Arm deprecates using the PC as the destination register, but if the PC is used:
  - For the ADD variant, the instruction is a branch to the address calculated by the operation. This is an interworking branch, see *Pseudocode description of operations on the AArch32 general-purpose registers and the PC*.
  - For the ADDS variant, the instruction performs an exception return, that restores *PSTATE* from SPSR\_<current\_mode>.For encoding T1: is the general-purpose destination register, encoded in the "Rd" field.  
For encoding T3 and T4: is the general-purpose destination register, encoded in the "Rd" field. If omitted, this register is the SP.
- <imm8> Is an unsigned immediate, a multiple of 4, in the range 0 to 1020, encoded in the "imm8" field as <imm8>/4.
- <imm12> Is a 12-bit unsigned immediate, in the range 0 to 4095, encoded in the "i:imm3:imm8" field.
- <const> For encoding A1: an immediate value. See *Modified immediate constants in A32 instructions* for the range of values.  
For encoding T3: an immediate value. See *Modified immediate constants in T32 instructions* for the range of values.

## Operation

```
if ConditionPassed() then
    EncodingSpecificOperations();
    constant (result, nzcvc) = AddWithCarry(R[13], imm32, '0');
    if d == 15 then          // Can only occur for A32 encoding
        if setflags then
            ALUExceptionReturn(result);
        else
            ALUWritePC(result);
    else
        R[d] = result;
        if setflags then
            PSTATE.<N,Z,C,V> = nzcvc;
```

Internal version only: isa v01\_31, pseudocode v2024-03\_rel ; Build timestamp: 2024-03-25T10:05

Copyright © 2010-2024 Arm Limited or its affiliates. All rights reserved. This document is Non-Confidential.

## ADD, ADDS (SP plus register)

Add to SP (register) adds an optionally-shifted register value to the SP value, and writes the result to the destination register.

If the destination register is not the PC, the ADDS variant of the instruction updates the condition flags based on the result.

The field descriptions for <Rd> identify the encodings where the PC is permitted as the destination register. Arm deprecates any use of these encodings. However, when the destination register is the PC:

- The ADD variant of the instruction is an interworking branch, see [Pseudocode description of operations on the AArch32 general-purpose registers and the PC](#).
- The ADDS variant of the instruction performs an exception return without the use of the stack. In this case:
  - The PE branches to the address written to the PC, and restores *PSTATE* from SPSR\_<current\_mode>.
  - The PE checks SPSR\_<current\_mode> for an illegal return event. See [Illegal return events from AArch32 state](#).
  - The instruction is UNDEFINED in Hyp mode.
  - The instruction is CONSTRAINED UNPREDICTABLE in User mode and System mode.

It has encodings from the following instruction sets: A32 ( [A1](#) ) and T32 ( [T1](#) , [T2](#) and [T3](#) ).

### A1

31	30	29	28	27	26	25	24	23	22	21	20	19	18	17	16	15	14	13	12	11	10	9	8	7	6	5	4	3	2	1	0
!= 1111				0	0	0	0	1	0	0	S	1	1	0	1	Rd				imm5				stype		0	Rm				
cond																															

#### ADD, rotate right with extend (S == 0 && imm5 == 00000 && stype == 11)

```
ADD{<c>}{<q>} {<Rd>}, SP, <Rm> , RRX
```

#### ADD, shift or rotate by value (S == 0 && !(imm5 == 00000 && stype == 11))

```
ADD{<c>}{<q>} {<Rd>}, SP, <Rm> {, <shift> #<amount>}
```

#### ADDS, rotate right with extend (S == 1 && imm5 == 00000 && stype == 11)

```
ADDS{<c>}{<q>} {<Rd>}, SP, <Rm> , RRX
```

#### ADDS, shift or rotate by value (S == 1 && !(imm5 == 00000 && stype == 11))

```
ADDS{<c>}{<q>} {<Rd>}, SP, <Rm> {, <shift> #<amount>}
```

```
constant d = UInt(Rd); constant m = UInt(Rm); constant setflags = (S == '1');  
constant (shift_t, shift_n) = DecodeImmShift(stype, imm5);
```

### T1

15	14	13	12	11	10	9	8	7	6	5	4	3	2	1	0
0	1	0	0	0	1	0	0	DM	1	1	0	1	Rdm		

### T1

```
ADD{<c>}{<q>} {<Rdm>}, SP, <Rdm>
```

```
constant d = UInt(DM:Rdm); constant m = UInt(DM:Rdm); constant setflags = FALSE;  
constant (shift_t, shift_n) = (SRTYPE_LSL, 0);  
if d == 15 && InITBlock() && !LastInITBlock() then UNPREDICTABLE;
```

### T2

15	14	13	12	11	10	9	8	7	6	5	4	3	2	1	0
0	1	0	0	0	1	0	0	1	!= 1101				1	0	1
Rm															

## T2

```
ADD{<c>}{<q>} {SP,} SP, <Rm>
```

```
if Rm == '1101' then SEE "encoding T1";
constant d = 13; constant m = UInt(Rm); constant setflags = FALSE;
constant (shift_t, shift_n) = (SRTYPE_LSL, 0);
```

## T3

15	14	13	12	11	10	9	8	7	6	5	4	3	2	1	0	15	14	13	12	11	10	9	8	7	6	5	4	3	2	1	0
1	1	1	0	1	0	1	1	0	0	0	S	1	1	0	1	(0)	imm3			Rd			imm2			stype		Rm			

**ADD, rotate right with extend (S == 0 && imm3 == 000 && imm2 == 00 && stype == 11)**

```
ADD{<c>}{<q>} {<Rd>,} SP, <Rm>, RRX
```

**ADD, shift or rotate by value (S == 0 && !(imm3 == 000 && imm2 == 00 && stype == 11))**

```
ADD{<c>}.W {<Rd>,} SP, <Rm> // (<Rd>, <Rm> can be represented in T1 or T2)
```

```
ADD{<c>}{<q>} {<Rd>,} SP, <Rm> {, <shift> #<amount>}
```

**ADDS, rotate right with extend (S == 1 && imm3 == 000 && Rd != 1111 && imm2 == 00 && stype == 11)**

```
ADDS{<c>}{<q>} {<Rd>,} SP, <Rm>, RRX
```

**ADDS, shift or rotate by value (S == 1 && !(imm3 == 000 && imm2 == 00 && stype == 11) && Rd != 1111)**

```
ADDS{<c>}{<q>} {<Rd>,} SP, <Rm> {, <shift> #<amount>}
```

```
if Rd == '1111' && S == '1' then SEE "CMN (register)";
constant d = UInt(Rd); constant m = UInt(Rm); constant setflags = (S == '1');
constant (shift_t, shift_n) = DecodeImmShift(stype, imm3:imm2);
// Armv8-A removes UNPREDICTABLE for R13
if (d == 15 && !setflags) || m == 15 then UNPREDICTABLE;
```

For more information about the CONSTRAINED UNPREDICTABLE behavior, see [Architectural Constraints on UNPREDICTABLE behaviors](#).

## Assembler Symbols

<c>	See <a href="#">Standard assembler syntax fields</a> .
<q>	See <a href="#">Standard assembler syntax fields</a> .
SP,	Is the stack pointer.
<Rdm>	Is the general-purpose destination and second source register, encoded in the "Rdm" field. If omitted, this register is the SP. Arm deprecates using the PC as the destination register, but if the PC is used, the instruction is a branch to the address calculated by the operation. This is a simple branch, see <a href="#">Pseudocode description of operations on the AArch32 general-purpose registers and the PC</a> .
<Rd>	For encoding A1: is the general-purpose destination register, encoded in the "Rd" field. If omitted, this register is the SP. Arm deprecates using the PC as the destination register, but if the PC is used: <ul style="list-style-type: none"> <li>For the ADD variant, the instruction is a branch to the address calculated by the operation. This is an interworking branch, see <a href="#">Pseudocode description of operations on the AArch32 general-purpose registers and the PC</a>.</li> <li>For the ADDS variant, the instruction performs an exception return, that restores <a href="#">PSTATE</a> from SPSR_&lt;current_mode&gt;.</li> </ul> For encoding T3: is the general-purpose destination register, encoded in the "Rd" field. If omitted, this register is the SP.
<Rm>	For encoding A1 and T2: is the second general-purpose source register, encoded in the "Rm" field. The PC can be used, but this is deprecated. For encoding T3: is the second general-purpose source register, encoded in the "Rm" field.
<shift>	Is the type of shift to be applied to the second source register, encoded in "stype":

stype	<shift>
00	LSL
01	LSR
10	ASR
11	ROR

<amount> For encoding A1: is the shift amount, in the range 1 to 31 (when <shift> = LSL or ROR) or 1 to 32 (when <shift> = LSR or ASR) encoded in the "imm5" field as <amount> modulo 32.

For encoding T3: is the shift amount, in the range 1 to 31 (when <shift> = LSL or ROR) or 1 to 32 (when <shift> = LSR or ASR), encoded in the "imm3:imm2" field as <amount> modulo 32.

## Operation

```

if ConditionPassed() then
    EncodingSpecificOperations();
    constant shifted = Shift(R[m], shift_t, shift_n, PSTATE.C);
    constant (result, nzcvc) = AddWithCarry(R[13], shifted, '0');
    if d == 15 then
        if setflags then
            ALUEXceptionReturn(result);
        else
            ALUWritePC(result);
    else
        R[d] = result;
        if setflags then
            PSTATE.<N,Z,C,V> = nzcvc;

```

Internal version only: isa v01\_31, pseudocode v2024-03\_rel ; Build timestamp: 2024-03-25T10:05

Copyright © 2010-2024 Arm Limited or its affiliates. All rights reserved. This document is Non-Confidential.

ADR

Form PC-relative address adds an immediate value to the PC value to form a PC-relative address, and writes the result to the destination register.  
This instruction is used by the alias [SUB \(immediate, from PC\)](#).  
This instruction is used by the pseudo-instruction [ADD \(immediate, to PC\)](#).  
It has encodings from the following instruction sets: A32 ( [A1](#) and [A2](#) ) and T32 ( [T1](#), [T2](#) and [T3](#) ).

A1

31	30	29	28	27	26	25	24	23	22	21	20	19	18	17	16	15	14	13	12	11	10	9	8	7	6	5	4	3	2	1	0	
!= 1111				0	0	1	0	1	0	0	0	1	1	1	1	Rd					imm12											
cond																																

A1

```
ADR{<c>}{<q>} <Rd>, <label>

constant d = UInt(Rd);  constant imm32 = A32ExpandImm(imm12);  constant add = TRUE;
```

A2

31	30	29	28	27	26	25	24	23	22	21	20	19	18	17	16	15	14	13	12	11	10	9	8	7	6	5	4	3	2	1	0	
!= 1111				0	0	1	0	0	1	0	0	1	1	1	1	Rd					imm12											
cond																																

A2

```
ADR{<c>}{<q>} <Rd>, <label>

constant d = UInt(Rd);  constant imm32 = A32ExpandImm(imm12);  constant add = FALSE;
```

T1

15	14	13	12	11	10	9	8	7	6	5	4	3	2	1	0
1	0	1	0	0	Rd					imm8					

T1

```
ADR{<c>}{<q>} <Rd>, <label>

constant d = UInt(Rd);  constant imm32 = ZeroExtend(imm8:'00', 32);  constant add = TRUE;
```

T2

15	14	13	12	11	10	9	8	7	6	5	4	3	2	1	0	15	14	13	12	11	10	9	8	7	6	5	4	3	2	1	0	
1	1	1	1	0	i	1	0	1	0	1	0	1	1	1	1	0	imm3				Rd				imm8							

T2

```
ADR{<c>}{<q>} <Rd>, <label>

constant d = UInt(Rd);  constant imm32 = ZeroExtend(i:imm3:imm8, 32);  constant add = FALSE;
// Armv8-A removes UNPREDICTABLE for R13
if d == 15 then UNPREDICTABLE;
```

T3

15	14	13	12	11	10	9	8	7	6	5	4	3	2	1	0	15	14	13	12	11	10	9	8	7	6	5	4	3	2	1	0	
1	1	1	1	0	i	1	0	0	0	0	0	1	1	1	1	0	imm3				Rd				imm8							

```
ADR{<c>}.W <Rd>, <label> // (<Rd>, <label> can be presented in T1)
```

```
ADR{<c>}{<q>} <Rd>, <label>
```

```
constant d = UInt(Rd); constant imm32 = ZeroExtend(i:imm3:imm8, 32); constant add = TRUE;
// Armv8-A removes UNPREDICTABLE for R13
if d == 15 then UNPREDICTABLE;
```

For more information about the CONSTRAINED UNPREDICTABLE behavior, see [Architectural Constraints on UNPREDICTABLE behaviors](#).

Assembler Symbols

- <c> See [Standard assembler syntax fields](#).
- <q> See [Standard assembler syntax fields](#).
- <Rd> For encoding A1 and A2: is the general-purpose destination register, encoded in the "Rd" field. If the PC is used, the instruction is a branch to the address calculated by the operation. This is an interworking branch, see [Pseudocode description of operations on the AArch32 general-purpose registers and the PC](#).  
  
For encoding T1, T2 and T3: is the general-purpose destination register, encoded in the "Rd" field.
- <label> For encoding A1 and A2: the label of an instruction or literal data item whose address is to be loaded into <Rd>. The assembler calculates the required value of the offset from the Align(PC, 4) value of the ADR instruction to this label.  
If the offset is zero or positive, encoding A1 is used, with imm32 equal to the offset.  
If the offset is negative, encoding A2 is used, with imm32 equal to the size of the offset. That is, the use of encoding A2 indicates that the required offset is minus the value of imm32.  
Permitted values of the size of the offset are any of the constants described in [Modified immediate constants in A32 instructions](#).  
  
For encoding T1: the label of an instruction or literal data item whose address is to be loaded into <Rd>. The assembler calculates the required value of the offset from the Align(PC, 4) value of the ADR instruction to this label. Permitted values of the size of the offset are multiples of 4 in the range 0 to 1020.  
  
For encoding T2 and T3: the label of an instruction or literal data item whose address is to be loaded into <Rd>. The assembler calculates the required value of the offset from the Align(PC, 4) value of the ADR instruction to this label.  
If the offset is zero or positive, encoding T3 is used, with imm32 equal to the offset.  
If the offset is negative, encoding T2 is used, with imm32 equal to the size of the offset. That is, the use of encoding T2 indicates that the required offset is minus the value of imm32.  
Permitted values of the size of the offset are 0-4095.

The instruction aliases permit the addition or subtraction of the offset and the immediate offset to be specified separately, including permitting a subtraction of 0 that cannot be specified using the normal syntax. For more information, see [Use of labels in UAL instruction syntax](#).

Alias Conditions

Alias	Of variant	Is preferred when
<a href="#">ADD (immediate, to PC)</a>		Never
<a href="#">SUB (immediate, from PC)</a>	T2	i:imm3:imm8 == '000000000000'
<a href="#">SUB (immediate, from PC)</a>	A2	imm12 == '000000000000'

Operation

```
if ConditionPassed() then
    EncodingSpecificOperations();
    constant result = if add then (Align(PC32,4) + imm32) else (Align(PC32,4) - imm32);
    if d == 15 then // Can only occur for A32 encodings
        ALUWritePC(result);
    else
        R[d] = result;
```

## AND, ANDS (immediate)

Bitwise AND (immediate) performs a bitwise AND of a register value and an immediate value, and writes the result to the destination register. If the destination register is not the PC, the ANDS variant of the instruction updates the condition flags based on the result.

The field descriptions for <Rd> identify the encodings where the PC is permitted as the destination register. Arm deprecates any use of these encodings. However, when the destination register is the PC:

- The AND variant of the instruction is an interworking branch, see [Pseudocode description of operations on the AArch32 general-purpose registers and the PC](#).
- The ANDS variant of the instruction performs an exception return without the use of the stack. In this case:
  - The PE branches to the address written to the PC, and restores *PSTATE* from SPSR\_<current\_mode>.
  - The PE checks SPSR\_<current\_mode> for an illegal return event. See [Illegal return events from AArch32 state](#).
  - The instruction is UNDEFINED in Hyp mode.
  - The instruction is CONSTRAINED UNPREDICTABLE in User mode and System mode.

It has encodings from the following instruction sets: A32 ( [A1](#) ) and T32 ( [T1](#) ).

### A1

31	30	29	28	27	26	25	24	23	22	21	20	19	18	17	16	15	14	13	12	11	10	9	8	7	6	5	4	3	2	1	0
!= 1111				0	0	1	0	0	0	0	S	Rn				Rd				imm12											
cond																															

### AND (S == 0)

```
AND{<c>}{<q>} {<Rd>}, {<Rn>, #<const>
```

### ANDS (S == 1)

```
ANDS{<c>}{<q>} {<Rd>}, {<Rn>, #<const>
```

```
constant d = UInt(Rd); constant n = UInt(Rn); constant setflags = (S == '1');
constant a32 = TRUE;
constant bits(12) imm = imm12;
```

### T1

15	14	13	12	11	10	9	8	7	6	5	4	3	2	1	0	15	14	13	12	11	10	9	8	7	6	5	4	3	2	1	0	
1	1	1	1	0	i	0	0	0	0	0	S	Rn				0	imm3				Rd				imm8							

### AND (S == 0)

```
AND{<c>}{<q>} {<Rd>}, {<Rn>, #<const>
```

### ANDS (S == 1 && Rd != 1111)

```
ANDS{<c>}{<q>} {<Rd>}, {<Rn>, #<const>
```

```
if Rd == '1111' && S == '1' then SEE "TST (immediate)";
constant d = UInt(Rd); constant n = UInt(Rn); constant setflags = (S == '1'); constant a32 = FALSE;
constant bits(12) imm = i:imm3:imm8;
// Armv8-A removes UNPREDICTABLE for R13
if (d == 15 && !setflags) || n == 15 then UNPREDICTABLE;
```

For more information about the CONSTRAINED UNPREDICTABLE behavior, see [Architectural Constraints on UNPREDICTABLE behaviors](#).

## Assembler Symbols

<c> See [Standard assembler syntax fields](#).

<q> See [Standard assembler syntax fields](#).



<Rd>	<p>For encoding A1: is the general-purpose destination register, encoded in the "Rd" field. If omitted, this register is the same as &lt;Rn&gt;. Arm deprecates using the PC as the destination register, but if the PC is used:</p> <ul style="list-style-type: none"> <li>For the AND variant, the instruction is a branch to the address calculated by the operation. This is an interworking branch, see <a href="#">Pseudocode description of operations on the AArch32 general-purpose registers and the PC</a>.</li> <li>For the ANDS variant, the instruction performs an exception return, that restores <a href="#">PSTATE</a> from SPSR_&lt;current_mode&gt;.</li> </ul> <p>For encoding T1: is the general-purpose destination register, encoded in the "Rd" field. If omitted, this register is the same as &lt;Rn&gt;.</p>
<Rn>	<p>For encoding A1: is the general-purpose source register, encoded in the "Rn" field. The PC can be used, but this is deprecated.</p> <p>For encoding T1: is the general-purpose source register, encoded in the "Rn" field.</p>
<const>	<p>For encoding A1: an immediate value. See <a href="#">Modified immediate constants in A32 instructions</a> for the range of values.</p> <p>For encoding T1: an immediate value. See <a href="#">Modified immediate constants in T32 instructions</a> for the range of values.</p>

## Operation

```

if ConditionPassed() then
    EncodingSpecificOperations();
    constant (imm32, carry) = (if a32 then A32ExpandImm\_C(imm, PSTATE.C)
                               else T32ExpandImm\_C(imm, PSTATE.C));
    constant result = R[n] AND imm32;
    if d == 15 then // Can only occur for A32 encoding
        if setflags then
            ALUExceptionReturn(result);
        else
            ALUWritePC(result);
    else
        R[d] = result;
        if setflags then
            PSTATE.N = result<31>;
            PSTATE.Z = IsZeroBit(result);
            PSTATE.C = carry;
            // PSTATE.V unchanged

```

## Operational information

If CPSR.DIT is 1 and this instruction does not use R15 as either its source or destination:

- The execution time of this instruction is independent of:
  - The values of the data supplied in any of its registers.
  - The values of the NZCV flags.
- The response of this instruction to asynchronous exceptions does not vary based on:
  - The values of the data supplied in any of its registers.
  - The values of the NZCV flags.

Internal version only: isa v01\_31, pseudocode v2024-03\_rel ; Build timestamp: 2024-03-25T10:05

Copyright © 2010-2024 Arm Limited or its affiliates. All rights reserved. This document is Non-Confidential.

## AND, ANDS (register)

Bitwise AND (register) performs a bitwise AND of a register value and an optionally-shifted register value, and writes the result to the destination register.

If the destination register is not the PC, the ANDS variant of the instruction updates the condition flags based on the result.

The field descriptions for <Rd> identify the encodings where the PC is permitted as the destination register. Arm deprecates any use of these encodings. However, when the destination register is the PC:

- The AND variant of the instruction is an interworking branch, see *Pseudocode description of operations on the AArch32 general-purpose registers and the PC*.
- The ANDS variant of the instruction performs an exception return without the use of the stack. In this case:
  - The PE branches to the address written to the PC, and restores *PSTATE* from SPSR\_<current\_mode>.
  - The PE checks SPSR\_<current\_mode> for an illegal return event. See *Illegal return events from AArch32 state*.
  - The instruction is UNDEFINED in Hyp mode.
  - The instruction is CONSTRAINED UNPREDICTABLE in User mode and System mode.

It has encodings from the following instruction sets: A32 ( [A1](#) ) and T32 ( [T1](#) and [T2](#) ).

### A1

31	30	29	28	27	26	25	24	23	22	21	20	19	18	17	16	15	14	13	12	11	10	9	8	7	6	5	4	3	2	1	0
!= 1111				0	0	0	0	0	0	0	S	Rn				Rd				imm5					stype		0	Rm			
cond																															

#### AND, rotate right with extend (S == 0 && imm5 == 00000 && stype == 11)

```
AND{<c>}{<q>} {<Rd>}, {<Rn>, <Rm>, RRX
```

#### AND, shift or rotate by value (S == 0 && !(imm5 == 00000 && stype == 11))

```
AND{<c>}{<q>} {<Rd>}, {<Rn>, <Rm> {, <shift> #<amount>}
```

#### ANDS, rotate right with extend (S == 1 && imm5 == 00000 && stype == 11)

```
ANDS{<c>}{<q>} {<Rd>}, {<Rn>, <Rm>, RRX
```

#### ANDS, shift or rotate by value (S == 1 && !(imm5 == 00000 && stype == 11))

```
ANDS{<c>}{<q>} {<Rd>}, {<Rn>, <Rm> {, <shift> #<amount>}
```

```
constant d = UInt(Rd);  constant n = UInt(Rn);  constant m = UInt(Rm);
constant setflags = (S == '1');
constant (shift_t, shift_n) = DecodeImmShift(stype, imm5);
```

### T1

15	14	13	12	11	10	9	8	7	6	5	4	3	2	1	0
0	1	0	0	0	0	0	0	0	0	Rm				Rdn	

### T1

```
AND<c>{<q>} {<Rdn>}, {<Rdn>, <Rm> // (Inside IT block)
```

```
ANDS{<q>} {<Rdn>}, {<Rdn>, <Rm> // (Outside IT block)
```

```
constant d = UInt(Rdn);  constant n = UInt(Rdn);  constant m = UInt(Rm);
constant setflags = !InITBlock();
constant (shift_t, shift_n) = (SRTYPE_LSL, 0);
```

### T2

15	14	13	12	11	10	9	8	7	6	5	4	3	2	1	0	15	14	13	12	11	10	9	8	7	6	5	4	3	2	1	0	
1	1	1	0	1	0	1	0	0	0	0	S	Rn				(0)	imm3				Rd				imm2		stype		Rm			

**AND, rotate right with extend (S == 0 && imm3 == 000 && imm2 == 00 && stype == 11)**

AND{<c>}{<q>} {<Rd>}, {<Rn>, <Rm>, RRX

**AND, shift or rotate by value (S == 0 && !(imm3 == 000 && imm2 == 00 && stype == 11))**

AND<c>.W {<Rd>}, {<Rn>, <Rm> // (Inside IT block, and <Rd>, <Rn>, <Rm> can be represented in T1)

AND{<c>}{<q>} {<Rd>}, {<Rn>, <Rm> {, <shift> #<amount>}

**ANDS, rotate right with extend (S == 1 && imm3 == 000 && Rd != 1111 && imm2 == 00 && stype == 11)**

ANDS{<c>}{<q>} {<Rd>}, {<Rn>, <Rm>, RRX

**ANDS, shift or rotate by value (S == 1 && !(imm3 == 000 && imm2 == 00 && stype == 11) && Rd != 1111)**

ANDS.W {<Rd>}, {<Rn>, <Rm> // (Outside IT block, and <Rd>, <Rn>, <Rm> can be represented in T1)

ANDS{<c>}{<q>} {<Rd>}, {<Rn>, <Rm> {, <shift> #<amount>}

```
if Rd == '1111' && S == '1' then SEE "TST (register)";
constant d = UInt(Rd); constant n = UInt(Rn); constant m = UInt(Rm);
constant setflags = (S == '1');
constant (shift_t, shift_n) = DecodeImmShift(stype, imm3:imm2);
// Armv8-A removes UNPREDICTABLE for R13
if (d == 15 && !setflags) || n == 15 || m == 15 then UNPREDICTABLE;
```

For more information about the CONSTRAINED UNPREDICTABLE behavior, see [Architectural Constraints on UNPREDICTABLE behaviors](#).

## Assembler Symbols

<c>	See <a href="#">Standard assembler syntax fields</a> .
<q>	See <a href="#">Standard assembler syntax fields</a> .
<Rdn>	Is the first general-purpose source register and the destination register, encoded in the "Rdn" field.
<Rd>	For encoding A1: is the general-purpose destination register, encoded in the "Rd" field. If omitted, this register is the same as <Rn>. Arm deprecates using the PC as the destination register, but if the PC is used: <ul style="list-style-type: none"> <li>For the AND variant, the instruction is a branch to the address calculated by the operation. This is an interworking branch, see <a href="#">Pseudocode description of operations on the AArch32 general-purpose registers and the PC</a>.</li> <li>For the ANDS variant, the instruction performs an exception return, that restores <a href="#">PSTATE</a> from SPSR_&lt;current_mode&gt;.</li> </ul> For encoding T2: is the general-purpose destination register, encoded in the "Rd" field. If omitted, this register is the same as <Rn>.
<Rn>	For encoding A1: is the first general-purpose source register, encoded in the "Rn" field. The PC can be used, but this is deprecated. For encoding T2: is the first general-purpose source register, encoded in the "Rn" field.
<Rm>	For encoding A1: is the second general-purpose source register, encoded in the "Rm" field. The PC can be used, but this is deprecated. For encoding T1 and T2: is the second general-purpose source register, encoded in the "Rm" field.
<shift>	Is the type of shift to be applied to the second source register, encoded in "stype":

stype	<shift>
00	LSL
01	LSR
10	ASR
11	ROR

<amount> For encoding A1: is the shift amount, in the range 1 to 31 (when <shift> = LSL or ROR) or 1 to 32 (when <shift> = LSR or ASR) encoded in the "imm5" field as <amount> modulo 32.

For encoding T2: is the shift amount, in the range 1 to 31 (when <shift> = LSL or ROR) or 1 to 32 (when <shift> = LSR or ASR), encoded in the "imm3:imm2" field as <amount> modulo 32.

In T32 assembly:

- Outside an IT block, if ANDS <Rd>, <Rn>, <Rd> has <Rd> and <Rn> both in the range R0-R7, it is assembled using encoding T1 as though ANDS <Rd>, <Rn> had been written.
- Inside an IT block, if AND<c> <Rd>, <Rn>, <Rd> has <Rd> and <Rn> both in the range R0-R7, it is assembled using encoding T1 as though AND<c> <Rd>, <Rn> had been written.

To prevent either of these happening, use the .W qualifier.

## Operation

```
if ConditionPassed() then
    EncodingSpecificOperations();
    constant (shifted, carry) = Shift\_C(R[m], shift_t, shift_n, PSTATE.C);
    constant result = R[n] AND shifted;
    if d == 15 then                // Can only occur for A32 encoding
        if setflags then
            ALUExceptionReturn(result);
        else
            ALUWritePC(result);
    else
        R[d] = result;
        if setflags then
            PSTATE.N = result<31>;
            PSTATE.Z = IsZeroBit(result);
            PSTATE.C = carry;
            // PSTATE.V unchanged
```

## Operational information

If CPSR.DIT is 1 and this instruction does not use R15 as either its source or destination:

- The execution time of this instruction is independent of:
  - The values of the data supplied in any of its registers.
  - The values of the NZCV flags.
- The response of this instruction to asynchronous exceptions does not vary based on:
  - The values of the data supplied in any of its registers.
  - The values of the NZCV flags.

Internal version only: isa v01\_31, pseudocode v2024-03\_rel ; Build timestamp: 2024-03-25T10:05

Copyright © 2010-2024 Arm Limited or its affiliates. All rights reserved. This document is Non-Confidential.

# AND, ANDS (register-shifted register)

Bitwise AND (register-shifted register) performs a bitwise AND of a register value and a register-shifted register value. It writes the result to the destination register, and can optionally update the condition flags based on the result.

## A1

31	30	29	28	27	26	25	24	23	22	21	20	19	18	17	16	15	14	13	12	11	10	9	8	7	6	5	4	3	2	1	0
!= 1111				0	0	0	0	0	0	0	S	Rn				Rd				Rs				0	stype	1	Rm				
cond																															

## Flag setting (S == 1)

```
ANDS{<c>}{<q>}{<Rd>,}<Rn>,<Rm>,<shift><Rs>
```

## Not flag setting (S == 0)

```
AND{<c>}{<q>}{<Rd>,}<Rn>,<Rm>,<shift><Rs>
```

```
constant d = UInt(Rd);  constant n = UInt(Rn);  constant m = UInt(Rm);  constant s = UInt(Rs);
constant setflags = (S == '1');  constant shift_t = DecodeRegShift(stype);
if d == 15 || n == 15 || m == 15 || s == 15 then UNPREDICTABLE;
```

For more information about the CONSTRAINED UNPREDICTABLE behavior, see [Architectural Constraints on UNPREDICTABLE behaviors](#).

## Assembler Symbols

- <c> See [Standard assembler syntax fields](#).
- <q> See [Standard assembler syntax fields](#).
- <Rd> Is the general-purpose destination register, encoded in the "Rd" field.
- <Rn> Is the first general-purpose source register, encoded in the "Rn" field.
- <Rm> Is the second general-purpose source register, encoded in the "Rm" field.
- <shift> Is the type of shift to be applied to the second source register, encoded in "stype":

stype	<shift>
00	LSL
01	LSR
10	ASR
11	ROR

- <Rs> Is the third general-purpose source register holding a shift amount in its bottom 8 bits, encoded in the "Rs" field.

## Operation

```
if ConditionPassed() then
    EncodingSpecificOperations();
    constant shift_n = UInt(R[s]<7:0>);
    constant (shifted, carry) = Shift_C(R[m], shift_t, shift_n, PSTATE.C);
    constant result = R[n] AND shifted;
    R[d] = result;
    if setflags then
        PSTATE.N = result<31>;
        PSTATE.Z = IsZeroBit(result);
        PSTATE.C = carry;
    // PSTATE.V unchanged
```

## Operational information

If CPSR.DIT is 1, this instruction has passed its condition execution check, and does not use R15 as either its source or destination:

- The execution time of this instruction is independent of:
  - The values of the data supplied in any of its registers.
  - The values of the NZCV flags.
- The response of this instruction to asynchronous exceptions does not vary based on:
  - The values of the data supplied in any of its registers.
  - The values of the NZCV flags.

Internal version only: isa v01\_31, pseudocode v2024-03\_rel ; Build timestamp: 2024-03-25T10:05

Copyright © 2010-2024 Arm Limited or its affiliates. All rights reserved. This document is Non-Confidential.

# ASR (immediate)

Arithmetic Shift Right (immediate) shifts a register value right by an immediate number of bits, shifting in copies of its sign bit, and writes the result to the destination register.

This is an alias of [MOV, MOVS \(register\)](#). This means:

- The encodings in this description are named to match the encodings of [MOV, MOVS \(register\)](#).
  - The description of [MOV, MOVS \(register\)](#) gives the operational pseudocode, any CONSTRAINED UNPREDICTABLE behavior, and any operational information for this instruction.
- It has encodings from the following instruction sets: A32 ( [A1](#) ) and T32 ( [T2](#) and [T3](#) ).

## A1

31	30	29	28	27	26	25	24	23	22	21	20	19	18	17	16	15	14	13	12	11	10	9	8	7	6	5	4	3	2	1	0
!= 1111				0	0	0	1	1	0	1	0	(0)	(0)	(0)	(0)	Rd					imm5					1	0	0	Rm		
cond								S								styp															

### MOV, shift or rotate by value

ASR{<c>}{<q>} {<Rd>}, <Rm>, #<imm>

is equivalent to

MOV{<c>}{<q>} <Rd>, <Rm>, ASR #<imm>

and is always the preferred disassembly.

## T2

15	14	13	12	11	10	9	8	7	6	5	4	3	2	1	0
0 0 0			1 0		imm5					Rm			Rd		
op															

## T2

ASR<c>{<q>} {<Rd>}, <Rm>, #<imm> // (Inside IT block)

is equivalent to

MOV<c>{<q>} <Rd>, <Rm>, ASR #<imm>

and is the preferred disassembly when `InITBlock()`.

## T3

15	14	13	12	11	10	9	8	7	6	5	4	3	2	1	0	15	14	13	12	11	10	9	8	7	6	5	4	3	2	1	0	
1	1	1	0	1	0	1	0	0	0	1	0	0	1	1	1	(0)	imm3				Rd				imm2		1	0	Rm			
S																styp																

### MOV, shift or rotate by value

ASR<c>.W {<Rd>}, <Rm>, #<imm> // (Inside IT block, and <Rd>, <Rm>, <imm> can be represented in T2)

ASR{<c>}{<q>} {<Rd>}, <Rm>, #<imm>

is equivalent to

MOV{<c>}{<q>} <Rd>, <Rm>, ASR #<imm>

and is always the preferred disassembly.

Assembler Symbols

<c>	See <i>Standard assembler syntax fields</i> .
<q>	See <i>Standard assembler syntax fields</i> .
<Rd>	For encoding A1: is the general-purpose destination register, encoded in the "Rd" field. Arm deprecates using the PC as the destination register, but if the PC is used, the instruction is a branch to the address calculated by the operation. This is an interworking branch, see <i>Pseudocode description of operations on the AArch32 general-purpose registers and the PC</i> .  For encoding T2 and T3: is the general-purpose destination register, encoded in the "Rd" field.
<Rm>	For encoding A1: is the general-purpose source register, encoded in the "Rm" field. The PC can be used, but this is deprecated.  For encoding T2 and T3: is the general-purpose source register, encoded in the "Rm" field.
<imm>	For encoding A1 and T2: is the shift amount, in the range 1 to 32, encoded in the "imm5" field as <imm> modulo 32.  For encoding T3: is the shift amount, in the range 1 to 32, encoded in the "imm3:imm2" field as <imm> modulo 32.

Operation

The description of [MOV, MOVS \(register\)](#) gives the operational pseudocode for this instruction.



## ASR (register)

Arithmetic Shift Right (register) shifts a register value right by a variable number of bits, shifting in copies of its sign bit, and writes the result to the destination register. The variable number of bits is read from the bottom byte of a register.

This is an alias of [MOV, MOVS \(register-shifted register\)](#). This means:

- The encodings in this description are named to match the encodings of [MOV, MOVS \(register-shifted register\)](#).
- The description of [MOV, MOVS \(register-shifted register\)](#) gives the operational pseudocode, any CONSTRAINED UNPREDICTABLE behavior, and any operational information for this instruction.

It has encodings from the following instruction sets: A32 ( [A1](#) ) and T32 ( [T1](#) and [T2](#) ).

### A1

31	30	29	28	27	26	25	24	23	22	21	20	19	18	17	16	15	14	13	12	11	10	9	8	7	6	5	4	3	2	1	0
!= 1111				0	0	0	1	1	0	1	0	(0)	(0)	(0)	(0)	Rd				Rs				0	1	0	1	Rm			
cond				S								stype																			

#### Not flag setting

ASR{<c>}{<q>} {<Rd>}, <Rm>, <Rs>

is equivalent to

MOV{<c>}{<q>} <Rd>, <Rm>, ASR <Rs>

and is always the preferred disassembly.

### T1

15	14	13	12	11	10	9	8	7	6	5	4	3	2	1	0
0	1	0	0	0	0	0	1	0	0	Rs			Rdm		
op															

#### Arithmetic shift right

ASR<c>{<q>} {<Rdm>}, <Rdm>, <Rs> // (Inside IT block)

is equivalent to

MOV<c>{<q>} <Rdm>, <Rdm>, ASR <Rs>

and is the preferred disassembly when `InITBlock()`.

### T2

15	14	13	12	11	10	9	8	7	6	5	4	3	2	1	0	15	14	13	12	11	10	9	8	7	6	5	4	3	2	1	0
1	1	1	1	1	0	1	0	0	1	0	0	Rm			1	1	1	1	Rd			0	0	0	0	Rs					
stype S																															

#### Not flag setting

ASR<c>.W {<Rd>}, <Rm>, <Rs> // (Inside IT block, and <Rd>, <Rm>, <shift>, <Rs> can be represented in T1)

ASR{<c>}{<q>} {<Rd>}, <Rm>, <Rs>

is equivalent to

MOV{<c>}{<q>} <Rd>, <Rm>, ASR <Rs>

and is always the preferred disassembly.

Assembler Symbols

- <c> See *Standard assembler syntax fields*.
- <q> See *Standard assembler syntax fields*.
- <Rdm> Is the first general-purpose source register and the destination register, encoded in the "Rdm" field.
- <Rd> Is the general-purpose destination register, encoded in the "Rd" field.
- <Rm> Is the first general-purpose source register, encoded in the "Rm" field.
- <Rs> Is the second general-purpose source register holding a shift amount in its bottom 8 bits, encoded in the "Rs" field.

Operation

The description of [MOV, MOVS \(register-shifted register\)](#) gives the operational pseudocode for this instruction.

# ASRS (immediate)

Arithmetic Shift Right, setting flags (immediate) shifts a register value right by an immediate number of bits, shifting in copies of its sign bit, and writes the result to the destination register.

If the destination register is not the PC, this instruction updates the condition flags based on the result.

The field descriptions for <Rd> identify the encodings where the PC is permitted as the destination register. Arm deprecates any use of these encodings. However, when the destination register is the PC:

- The PE branches to the address written to the PC, and restores *PSTATE* from SPSR\_<current\_mode>.
- The PE checks SPSR\_<current\_mode> for an illegal return event. See *Illegal return events from AArch32 state*.
- The instruction is UNDEFINED in Hyp mode.
- The instruction is CONSTRAINED UNPREDICTABLE in User mode and System mode.

This is an alias of [MOV, MOVS \(register\)](#). This means:

- The encodings in this description are named to match the encodings of [MOV, MOVS \(register\)](#).
- The description of [MOV, MOVS \(register\)](#) gives the operational pseudocode, any CONSTRAINED UNPREDICTABLE behavior, and any operational information for this instruction.

It has encodings from the following instruction sets: A32 ( [A1](#) ) and T32 ( [T2](#) and [T3](#) ).

## A1

31	30	29	28	27	26	25	24	23	22	21	20	19	18	17	16	15	14	13	12	11	10	9	8	7	6	5	4	3	2	1	0
!= 1111				0	0	0	1	1	0	1	1	(0)	(0)	(0)	(0)	Rd					imm5					1	0	0	Rm		
cond											S					styp															

## MOVS, shift or rotate by value

ASRS{<c>}{<q>} {<Rd>,<Rm>,<imm>}

is equivalent to

MOVS{<c>}{<q>} <Rd>,<Rm>, ASR #<imm>

and is always the preferred disassembly.

## T2

15	14	13	12	11	10	9	8	7	6	5	4	3	2	1	0
0	0	0	1	0	imm5					Rm			Rd		
op															

## T2

ASRS{<q>} {<Rd>,<Rm>,<imm>} // (Outside IT block)

is equivalent to

MOVS{<q>} <Rd>,<Rm>, ASR #<imm>

and is the preferred disassembly when !InITBlock().

## T3

15	14	13	12	11	10	9	8	7	6	5	4	3	2	1	0	15	14	13	12	11	10	9	8	7	6	5	4	3	2	1	0
1	1	1	0	1	0	1	0	0	0	1	0	1	1	1	1	(0)	imm3			Rd			imm2			1	0	Rm			
S																styp															

**MOVS, shift or rotate by value**

```
ASRS.W {<Rd>, } <Rm>, #<imm> // (Outside IT block, and <Rd>, <Rm>, <imm> can be represented in T2)

ASRS{<c>}{<q>} {<Rd>, } <Rm>, #<imm>

is equivalent to

MOVS{<c>}{<q>} <Rd>, <Rm>, ASR #<imm>

and is always the preferred disassembly.
```

**Assembler Symbols**

<c>	See <i>Standard assembler syntax fields</i> .
<q>	See <i>Standard assembler syntax fields</i> .
<Rd>	For encoding A1: is the general-purpose destination register, encoded in the "Rd" field. Arm deprecates using the PC as the destination register, but if the PC is used, the instruction performs an exception return, that restores <i>PSTATE</i> from SPSR_<current_mode>.  For encoding T2 and T3: is the general-purpose destination register, encoded in the "Rd" field.
<Rm>	For encoding A1: is the general-purpose source register, encoded in the "Rm" field. The PC can be used, but this is deprecated.  For encoding T2 and T3: is the general-purpose source register, encoded in the "Rm" field.
<imm>	For encoding A1 and T2: is the shift amount, in the range 1 to 32, encoded in the "imm5" field as <imm> modulo 32.  For encoding T3: is the shift amount, in the range 1 to 32, encoded in the "imm3:imm2" field as <imm> modulo 32.

**Operation**

The description of [MOV, MOVS \(register\)](#) gives the operational pseudocode for this instruction.

## ASRS (register)

Arithmetic Shift Right, setting flags (register) shifts a register value right by a variable number of bits, shifting in copies of its sign bit, writes the result to the destination register, and updates the condition flags based on the result. The variable number of bits is read from the bottom byte of a register.

This is an alias of [MOV, MOVS \(register-shifted register\)](#). This means:

- The encodings in this description are named to match the encodings of [MOV, MOVS \(register-shifted register\)](#).
- The description of [MOV, MOVS \(register-shifted register\)](#) gives the operational pseudocode, any CONSTRAINED UNPREDICTABLE behavior, and any operational information for this instruction.

It has encodings from the following instruction sets: A32 ( [A1](#) ) and T32 ( [T1](#) and [T2](#) ).

### A1

31	30	29	28	27	26	25	24	23	22	21	20	19	18	17	16	15	14	13	12	11	10	9	8	7	6	5	4	3	2	1	0
!= 1111				0	0	0	1	1	0	1	1	(0)	(0)	(0)	(0)	Rd				Rs				0	1	0	1	Rm			
cond				S								styp																			

#### Flag setting

ASRS{<c>}{<q>}{<Rd>}, <Rm>, <Rs>

is equivalent to

MOVS{<c>}{<q>}<Rd>, <Rm>, ASR <Rs>

and is always the preferred disassembly.

### T1

15	14	13	12	11	10	9	8	7	6	5	4	3	2	1	0
0	1	0	0	0	0	0	1	0	0	Rs			Rdm		
op															

#### Arithmetic shift right

ASRS{<q>}{<Rdm>}, <Rdm>, <Rs> // (Outside IT block)

is equivalent to

MOVS{<q>}<Rdm>, <Rdm>, ASR <Rs>

and is the preferred disassembly when `!InITBlock()`.

### T2

15	14	13	12	11	10	9	8	7	6	5	4	3	2	1	0	15	14	13	12	11	10	9	8	7	6	5	4	3	2	1	0
1	1	1	1	1	0	1	0	0	1	0	1	Rm				1	1	1	1	Rd				0	0	0	0	Rs			
styp S																															

#### Flag setting

ASRS.W {<Rd>}, <Rm>, <Rs> // (Outside IT block, and <Rd>, <Rm>, <shift>, <Rs> can be represented in T1)

ASRS{<c>}{<q>}{<Rd>}, <Rm>, <Rs>

is equivalent to

MOVS{<c>}{<q>}<Rd>, <Rm>, ASR <Rs>

and is always the preferred disassembly.

Assembler Symbols

- <c> See *Standard assembler syntax fields*.
- <q> See *Standard assembler syntax fields*.
- <Rdm> Is the first general-purpose source register and the destination register, encoded in the "Rdm" field.
- <Rd> Is the general-purpose destination register, encoded in the "Rd" field.
- <Rm> Is the first general-purpose source register, encoded in the "Rm" field.
- <Rs> Is the second general-purpose source register holding a shift amount in its bottom 8 bits, encoded in the "Rs" field.

Operation

The description of [MOV, MOVS \(register-shifted register\)](#) gives the operational pseudocode for this instruction.

## B

Branch causes a branch to a target address.

It has encodings from the following instruction sets: A32 ( [A1](#) ) and T32 ( [T1](#) , [T2](#) , [T3](#) and [T4](#) ).

### A1

31	30	29	28	27	26	25	24	23	22	21	20	19	18	17	16	15	14	13	12	11	10	9	8	7	6	5	4	3	2	1	0
!= 1111				1	0	1	0	imm24																							
cond																															

### A1

```
B{<c>}{<q>} <label>
```

```
constant imm32 = SignExtend(imm24:'00', 32);
```

### T1

15	14	13	12	11	10	9	8	7	6	5	4	3	2	1	0
1 1 0 1				!= 111x				imm8							
cond															

### T1

```
B<c>{<q>} <label> // (Not permitted in IT block)
```

```
if cond == '1110' then SEE "UDF";  
if cond == '1111' then SEE "SVC";  
constant imm32 = SignExtend(imm8:'0', 32);  
if InITBlock() then UNPREDICTABLE;
```

### T2

15	14	13	12	11	10	9	8	7	6	5	4	3	2	1	0
1	1	1	0	0	imm11										

### T2

```
B{<c>}{<q>} <label> // (Outside or last in IT block)
```

```
constant imm32 = SignExtend(imm11:'0', 32);  
if InITBlock() && !LastInITBlock() then UNPREDICTABLE;
```

### T3

15	14	13	12	11	10	9	8	7	6	5	4	3	2	1	0	15	14	13	12	11	10	9	8	7	6	5	4	3	2	1	0
1	1	1	1	0	S	!= 111x				imm6				1	0	J1	0	J2	imm11												
cond																															

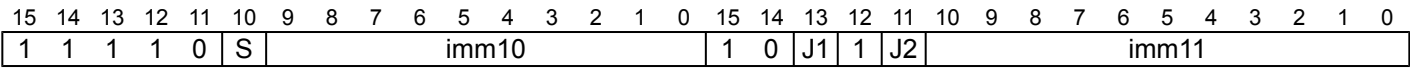
### T3

```
B<c>.W <label> // (Not permitted in IT block, and <label> can be represented in T1)
```

```
B<c>{<q>} <label> // (Not permitted in IT block)
```

```
if cond<3:1> == '111' then SEE "Related encodings";  
constant imm32 = SignExtend(S:J2:J1:imm6:imm11:'0', 32);  
if InITBlock() then UNPREDICTABLE;
```

T4



T4

```
B{<c>}.W <label> // (<label> can be represented in T2)

B{<c>}{<q>} <label>
```

```
constant I1 = NOT(J1 EOR S);  constant I2 = NOT(J2 EOR S);
constant imm32 = SignExtend(S:I1:I2:imm10:imm11:'0', 32);
if InITBlock() && !LastInITBlock() then UNPREDICTABLE;
```

For more information about the CONSTRAINED UNPREDICTABLE behavior, see *Architectural Constraints on UNPREDICTABLE behaviors*.  
Related encodings: *Branches and miscellaneous control*.

Assembler Symbols

- <c> For encoding A1, T2 and T4: see *Standard assembler syntax fields*.  
For encoding T1: see *Standard assembler syntax fields*. Must not be AL or omitted.  
For encoding T3: see *Standard assembler syntax fields*. <c> must not be AL or omitted.
- <q> See *Standard assembler syntax fields*.
- <label> For encoding A1: the label of the instruction that is to be branched to. The assembler calculates the required value of the offset from the PC value of the B instruction to this label, then selects an encoding that sets imm32 to that offset.  
Permitted offsets are multiples of 4 in the range -33554432 to 33554428.  
  
For encoding T1: the label of the instruction that is to be branched to. The assembler calculates the required value of the offset from the PC value of the B instruction to this label, then selects an encoding that sets imm32 to that offset. Permitted offsets are even numbers in the range -256 to 254.  
  
For encoding T2: the label of the instruction that is to be branched to. The assembler calculates the required value of the offset from the PC value of the B instruction to this label, then selects an encoding that sets imm32 to that offset. Permitted offsets are even numbers in the range -2048 to 2046.  
  
For encoding T3: the label of the instruction that is to be branched to. The assembler calculates the required value of the offset from the PC value of the B instruction to this label, then selects an encoding that sets imm32 to that offset.  
Permitted offsets are even numbers in the range -1048576 to 1048574.  
  
For encoding T4: the label of the instruction that is to be branched to. The assembler calculates the required value of the offset from the PC value of the B instruction to this label, then selects an encoding that sets imm32 to that offset.  
Permitted offsets are even numbers in the range -16777216 to 16777214.

Operation

```
if ConditionPassed() then
    EncodingSpecificOperations();
    BranchWritePC(PC32 + imm32, BranchType_DIR);
```



# BFC

Bit Field Clear clears any number of adjacent bits at any position in a register, without affecting the other bits in the register. It has encodings from the following instruction sets: A32 ( [A1](#) ) and T32 ( [T1](#) ).

## A1

31	30	29	28	27	26	25	24	23	22	21	20	19	18	17	16	15	14	13	12	11	10	9	8	7	6	5	4	3	2	1	0
!= 1111				0	1	1	1	1	1	0	msb				Rd				lsb				0 0 1		1 1 1 1						
cond																															

## A1

BFC{<c>}{<q>} <Rd>, #<lsb>, #<width>

```
constant d = UInt(Rd);
constant integer msbit = UInt(msb);
constant integer lsbit = UInt(lsb);
if d == 15 then UNPREDICTABLE;
if msbit < lsbit then UNPREDICTABLE;
```

### CONSTRAINED UNPREDICTABLE behavior

If msbit < lsbit, then one of the following behaviors must occur:

- The instruction is UNDEFINED.
- The instruction executes as NOP.
- The value in the destination register is UNKNOWN.

## T1

15	14	13	12	11	10	9	8	7	6	5	4	3	2	1	0	15	14	13	12	11	10	9	8	7	6	5	4	3	2	1	0
1	1	1	1	0	(0)	1	1	0	1	1	0	1	1	1	1	0	imm3				Rd				imm2		(0)	msb			

## T1

BFC{<c>}{<q>} <Rd>, #<lsb>, #<width>

```
constant d = UInt(Rd);
constant integer msbit = UInt(msb);
constant integer lsbit = UInt(imm3:imm2);
// Armv8-A removes UNPREDICTABLE for R13
if d == 15 then UNPREDICTABLE;
if msbit < lsbit then UNPREDICTABLE;
```

### CONSTRAINED UNPREDICTABLE behavior

If msbit < lsbit, then one of the following behaviors must occur:

- The instruction is UNDEFINED.
- The instruction executes as NOP.
- The value in the destination register is UNKNOWN.

For more information about the CONSTRAINED UNPREDICTABLE behavior of this instruction, see [Architectural Constraints on UNPREDICTABLE behaviors](#).

### Assembler Symbols

- <c> See [Standard assembler syntax fields](#).
- <q> See [Standard assembler syntax fields](#).

<Rd>	Is the general-purpose destination register, encoded in the "Rd" field.
<lsb>	For encoding A1: is the least significant bit to be cleared, in the range 0 to 31, encoded in the "lsb" field. For encoding T1: is the least significant bit that is to be cleared, in the range 0 to 31, encoded in the "imm3:imm2" field.
<width>	Is the number of bits to be cleared, in the range 1 to 32-<lsb>, encoded in the "msb" field as <lsb>+<width>-1.

## Operation

```
if ConditionPassed() then
    EncodingSpecificOperations();
    R[d]<msbit:lsbit> = Replicate('0', (msbit-lsbit)+1);
    // Other bits of R[d] are unchanged
```

## Operational information

If CPSR.DIT is 1, this instruction has passed its condition execution check, and does not use R15 as either its source or destination:

- The execution time of this instruction is independent of:
  - The values of the data supplied in any of its registers.
  - The values of the NZCV flags.
- The response of this instruction to asynchronous exceptions does not vary based on:
  - The values of the data supplied in any of its registers.
  - The values of the NZCV flags.

Internal version only: isa v01\_31, pseudocode v2024-03\_rel ; Build timestamp: 2024-03-25T10:05

Copyright © 2010-2024 Arm Limited or its affiliates. All rights reserved. This document is Non-Confidential.

BFI

Bit Field Insert copies any number of low order bits from a register into the same number of adjacent bits at any position in the destination register. It has encodings from the following instruction sets: A32 ( [A1](#) ) and T32 ( [T1](#) ).

A1

31	30	29	28	27	26	25	24	23	22	21	20	19	18	17	16	15	14	13	12	11	10	9	8	7	6	5	4	3	2	1	0
!= 1111				0	1	1	1	1	1	0	msb				Rd				lsb				0 0 1			!= 1111					
cond																Rn															

A1

```
BFI{<c>}{<q>} <Rd>, <Rn>, #<lsb>, #<width>

if Rn == '1111' then SEE "BFC";
constant d = UInt(Rd); constant n = UInt(Rn);
constant integer msbit = UInt(msb);
constant integer lsbit = UInt(lsb);
if d == 15 then UNPREDICTABLE;
if msbit < lsbit then UNPREDICTABLE;
```

CONSTRAINED UNPREDICTABLE behavior

If `msbit < lsbit`, then one of the following behaviors must occur:

- The instruction is UNDEFINED.
- The instruction executes as NOP.
- The value in the destination register is UNKNOWN.

T1

15	14	13	12	11	10	9	8	7	6	5	4	3	2	1	0	15	14	13	12	11	10	9	8	7	6	5	4	3	2	1	0
1	1	1	1	0	(0)	1	1	0	1	1	0	!= 1111				0	imm3				Rd				imm2		(0)	msb			
Rn																															

T1

```
BFI{<c>}{<q>} <Rd>, <Rn>, #<lsb>, #<width>

if Rn == '1111' then SEE "BFC";
constant d = UInt(Rd); constant n = UInt(Rn);
constant integer msbit = UInt(msb);
constant integer lsbit = UInt(imm3:imm2);
// Armv8-A removes UNPREDICTABLE for R13
if d == 15 then UNPREDICTABLE;
if msbit < lsbit then UNPREDICTABLE;
```

CONSTRAINED UNPREDICTABLE behavior

If `msbit < lsbit`, then one of the following behaviors must occur:

- The instruction is UNDEFINED.
- The instruction executes as NOP.
- The value in the destination register is UNKNOWN.

For more information about the CONSTRAINED UNPREDICTABLE behavior of this instruction, see [Architectural Constraints on UNPREDICTABLE behaviors](#).

Assembler Symbols

<c> See [Standard assembler syntax fields](#).

<q>	See <i>Standard assembler syntax fields</i> .
<Rd>	Is the general-purpose destination register, encoded in the "Rd" field.
<Rn>	Is the general-purpose source register, encoded in the "Rn" field.
<lsb>	For encoding A1: is the least significant destination bit, in the range 0 to 31, encoded in the "lsb" field. For encoding T1: is the least significant destination bit, in the range 0 to 31, encoded in the "imm3:imm2" field.
<width>	Is the number of bits to be copied, in the range 1 to 32-<lsb>, encoded in the "msb" field as <lsb>+<width>-1.

## Operation

```
if ConditionPassed() then
    EncodingSpecificOperations();
    R[d]<msbit:lsbit> = R[n]<(msbit-lsbit):0>;
    // Other bits of R[d] are unchanged
```

## Operational information

If CPSR.DIT is 1, this instruction has passed its condition execution check, and does not use R15 as either its source or destination:

- The execution time of this instruction is independent of:
  - The values of the data supplied in any of its registers.
  - The values of the NZCV flags.
- The response of this instruction to asynchronous exceptions does not vary based on:
  - The values of the data supplied in any of its registers.
  - The values of the NZCV flags.

Internal version only: isa v01\_31, pseudocode v2024-03\_rel ; Build timestamp: 2024-03-25T10:05

Copyright © 2010-2024 Arm Limited or its affiliates. All rights reserved. This document is Non-Confidential.

## BIC, BICS (immediate)

Bitwise Bit Clear (immediate) performs a bitwise AND of a register value and the complement of an immediate value, and writes the result to the destination register.

If the destination register is not the PC, the BICS variant of the instruction updates the condition flags based on the result.

The field descriptions for <Rd> identify the encodings where the PC is permitted as the destination register. Arm deprecates any use of these encodings. However, when the destination register is the PC:

- The BIC variant of the instruction is an interworking branch, see [Pseudocode description of operations on the AArch32 general-purpose registers and the PC](#).
- The BICS variant of the instruction performs an exception return without the use of the stack. In this case:
  - The PE branches to the address written to the PC, and restores *PSTATE* from SPSR\_<current\_mode>.
  - The PE checks SPSR\_<current\_mode> for an illegal return event. See [Illegal return events from AArch32 state](#).
  - The instruction is UNDEFINED in Hyp mode.
  - The instruction is CONSTRAINED UNPREDICTABLE in User mode and System mode.

It has encodings from the following instruction sets: A32 ( [A1](#) ) and T32 ( [T1](#) ).

### A1

31	30	29	28	27	26	25	24	23	22	21	20	19	18	17	16	15	14	13	12	11	10	9	8	7	6	5	4	3	2	1	0
!= 1111				0	0	1	1	1	1	0	S	Rn				Rd				imm12											
cond																															

### BIC (S == 0)

```
BIC{<c>}{<q>} {<Rd>}, <Rn>, #<const>
```

### BICS (S == 1)

```
BICS{<c>}{<q>} {<Rd>}, <Rn>, #<const>
```

```
constant d = UInt(Rd); constant n = UInt(Rn); constant setflags = (S == '1');  
constant a32 = TRUE;  
constant bits(12) imm = imm12;
```

### T1

15	14	13	12	11	10	9	8	7	6	5	4	3	2	1	0	15	14	13	12	11	10	9	8	7	6	5	4	3	2	1	0	
1	1	1	1	0	i	0	0	0	0	1	S	Rn				0	imm3				Rd				imm8							

### BIC (S == 0)

```
BIC{<c>}{<q>} {<Rd>}, <Rn>, #<const>
```

### BICS (S == 1)

```
BICS{<c>}{<q>} {<Rd>}, <Rn>, #<const>
```

```
constant d = UInt(Rd); constant n = UInt(Rn); constant setflags = (S == '1');  
constant a32 = FALSE;  
constant bits(12) imm = i:imm3:imm8;  
// Armv8-A removes UNPREDICTABLE for R13  
if d == 15 || n == 15 then UNPREDICTABLE;
```

For more information about the CONSTRAINED UNPREDICTABLE behavior, see [Architectural Constraints on UNPREDICTABLE behaviors](#).

## Assembler Symbols

<c> See [Standard assembler syntax fields](#).

<q> See [Standard assembler syntax fields](#).

<Rd>	<p>For encoding A1: is the general-purpose destination register, encoded in the "Rd" field. If omitted, this register is the same as &lt;Rn&gt;. Arm deprecates using the PC as the destination register, but if the PC is used:</p> <ul style="list-style-type: none"> <li>For the BIC variant, the instruction is a branch to the address calculated by the operation. This is an interworking branch, see <a href="#">Pseudocode description of operations on the AArch32 general-purpose registers and the PC</a>.</li> <li>For the BICS variant, the instruction performs an exception return, that restores <a href="#">PSTATE</a> from SPSR_&lt;current_mode&gt;.</li> </ul> <p>For encoding T1: is the general-purpose destination register, encoded in the "Rd" field. If omitted, this register is the same as &lt;Rn&gt;.</p>
<Rn>	<p>For encoding A1: is the general-purpose source register, encoded in the "Rn" field. The PC can be used, but this is deprecated.</p> <p>For encoding T1: is the general-purpose source register, encoded in the "Rn" field.</p>
<const>	<p>For encoding A1: an immediate value. See <a href="#">Modified immediate constants in A32 instructions</a> for the range of values.</p> <p>For encoding T1: an immediate value. See <a href="#">Modified immediate constants in T32 instructions</a> for the range of values.</p>

## Operation

```

if ConditionPassed() then
    EncodingSpecificOperations();
    constant (imm32, carry) = (if a32 then A32ExpandImm\_C(imm, PSTATE.C)
                               else T32ExpandImm\_C(imm, PSTATE.C));
    constant result = R[n] AND NOT(imm32);
    if d == 15 then // Can only occur for A32 encoding
        if setflags then
            ALUExceptionReturn(result);
        else
            ALUWritePC(result);
    else
        R[d] = result;
        if setflags then
            PSTATE.N = result<31>;
            PSTATE.Z = IsZeroBit(result);
            PSTATE.C = carry;
            // PSTATE.V unchanged

```

## Operational information

If CPSR.DIT is 1 and this instruction does not use R15 as either its source or destination:

- The execution time of this instruction is independent of:
  - The values of the data supplied in any of its registers.
  - The values of the NZCV flags.
- The response of this instruction to asynchronous exceptions does not vary based on:
  - The values of the data supplied in any of its registers.
  - The values of the NZCV flags.

Internal version only: isa v01\_31, pseudocode v2024-03\_rel ; Build timestamp: 2024-03-25T10:05

Copyright © 2010-2024 Arm Limited or its affiliates. All rights reserved. This document is Non-Confidential.

## BIC, BICS (register)

Bitwise Bit Clear (register) performs a bitwise AND of a register value and the complement of an optionally-shifted register value, and writes the result to the destination register.

If the destination register is not the PC, the BICS variant of the instruction updates the condition flags based on the result.

The field descriptions for <Rd> identify the encodings where the PC is permitted as the destination register. Arm deprecates any use of these encodings. However, when the destination register is the PC:

- The BIC variant of the instruction is an interworking branch, see [Pseudocode description of operations on the AArch32 general-purpose registers and the PC](#).
- The BICS variant of the instruction performs an exception return without the use of the stack. In this case:
  - The PE branches to the address written to the PC, and restores *PSTATE* from SPSR\_<current\_mode>.
  - The PE checks SPSR\_<current\_mode> for an illegal return event. See [Illegal return events from AArch32 state](#).
  - The instruction is UNDEFINED in Hyp mode.
  - The instruction is CONSTRAINED UNPREDICTABLE in User mode and System mode.

It has encodings from the following instruction sets: A32 ( [A1](#) ) and T32 ( [T1](#) and [T2](#) ).

### A1

31	30	29	28	27	26	25	24	23	22	21	20	19	18	17	16	15	14	13	12	11	10	9	8	7	6	5	4	3	2	1	0
!= 1111				0	0	0	1	1	1	0	S	Rn				Rd				imm5				stype		0	Rm				
cond																															

**BIC, rotate right with extend (S == 0 && imm5 == 00000 && stype == 11)**

```
BIC{<c>}{<q>} {<Rd>}, {<Rn>, <Rm>, RRX
```

**BIC, shift or rotate by value (S == 0 && !(imm5 == 00000 && stype == 11))**

```
BIC{<c>}{<q>} {<Rd>}, {<Rn>, <Rm> {, <shift> #<amount>}
```

**BICS, rotate right with extend (S == 1 && imm5 == 00000 && stype == 11)**

```
BICS{<c>}{<q>} {<Rd>}, {<Rn>, <Rm>, RRX
```

**BICS, shift or rotate by value (S == 1 && !(imm5 == 00000 && stype == 11))**

```
BICS{<c>}{<q>} {<Rd>}, {<Rn>, <Rm> {, <shift> #<amount>}
```

```
constant d = UInt(Rd);  constant n = UInt(Rn);  constant m = UInt(Rm);
constant setflags = (S == '1');
constant (shift_t, shift_n) = DecodeImmShift(stype, imm5);
```

### T1

15	14	13	12	11	10	9	8	7	6	5	4	3	2	1	0
0	1	0	0	0	0	1	1	1	0	Rm				Rdn	

### T1

```
BIC<c>{<q>} {<Rdn>}, {<Rdn>, <Rm> // (Inside IT block)
```

```
BICS{<q>} {<Rdn>}, {<Rdn>, <Rm> // (Outside IT block)
```

```
constant d = UInt(Rdn);  constant n = UInt(Rdn);  constant m = UInt(Rm);
constant setflags = !InITBlock();
constant (shift_t, shift_n) = (SRTYPE_LSL, 0);
```

### T2

15	14	13	12	11	10	9	8	7	6	5	4	3	2	1	0	15	14	13	12	11	10	9	8	7	6	5	4	3	2	1	0	
1	1	1	0	1	0	1	0	0	0	1	S	Rn				(0)	imm3				Rd				imm2		stype		Rm			

**BIC, rotate right with extend (S == 0 && imm3 == 000 && imm2 == 00 && stype == 11)**

BIC{<c>}{<q>} {<Rd>}, <Rn>, <Rm>, RRX

**BIC, shift or rotate by value (S == 0 && !(imm3 == 000 && imm2 == 00 && stype == 11))**

BIC<c>.W {<Rd>}, <Rn>, <Rm> // (Inside IT block, and <Rd>, <Rn>, <Rm> can be represented in T1)

BIC{<c>}{<q>} {<Rd>}, <Rn>, <Rm> {, <shift> #<amount>}

**BICS, rotate right with extend (S == 1 && imm3 == 000 && imm2 == 00 && stype == 11)**

BICS{<c>}{<q>} {<Rd>}, <Rn>, <Rm>, RRX

**BICS, shift or rotate by value (S == 1 && !(imm3 == 000 && imm2 == 00 && stype == 11))**

BICS.W {<Rd>}, <Rn>, <Rm> // (Outside IT block, and <Rd>, <Rn>, <Rm> can be represented in T1)

BICS{<c>}{<q>} {<Rd>}, <Rn>, <Rm> {, <shift> #<amount>}

```
constant d = UInt(Rd); constant n = UInt(Rn); constant m = UInt(Rm);
constant setflags = (S == '1');
constant (shift_t, shift_n) = DecodeImmShift(stype, imm3:imm2);
// Armv8-A removes UNPREDICTABLE for R13
if d == 15 || n == 15 || m == 15 then UNPREDICTABLE;
```

For more information about the CONSTRAINED UNPREDICTABLE behavior, see [Architectural Constraints on UNPREDICTABLE behaviors](#).

## Assembler Symbols

<c>	See <a href="#">Standard assembler syntax fields</a> .
<q>	See <a href="#">Standard assembler syntax fields</a> .
<Rdn>	Is the first general-purpose source register and the destination register, encoded in the "Rdn" field.
<Rd>	For encoding A1: is the general-purpose destination register, encoded in the "Rd" field. If omitted, this register is the same as <Rn>. Arm deprecates using the PC as the destination register, but if the PC is used: <ul style="list-style-type: none"> <li>For the BIC variant, the instruction is a branch to the address calculated by the operation. This is an interworking branch, see <a href="#">Pseudocode description of operations on the AArch32 general-purpose registers and the PC</a>.</li> <li>For the BICS variant, the instruction performs an exception return, that restores <i>PSTATE</i> from SPSR_&lt;current_mode&gt;.</li> </ul> For encoding T2: is the general-purpose destination register, encoded in the "Rd" field. If omitted, this register is the same as <Rn>.
<Rn>	For encoding A1: is the first general-purpose source register, encoded in the "Rn" field. The PC can be used, but this is deprecated. For encoding T2: is the first general-purpose source register, encoded in the "Rn" field.
<Rm>	For encoding A1: is the second general-purpose source register, encoded in the "Rm" field. The PC can be used, but this is deprecated. For encoding T1 and T2: is the second general-purpose source register, encoded in the "Rm" field.

<shift> Is the type of shift to be applied to the second source register, encoded in "stype":

stype	<shift>
00	LSL
01	LSR
10	ASR
11	ROR

<amount> For encoding A1: is the shift amount, in the range 1 to 31 (when <shift> = LSL or ROR) or 1 to 32 (when <shift> = LSR or ASR), encoded in the "imm5" field as <amount> modulo 32.

For encoding T2: is the shift amount, in the range 1 to 31 (when <shift> = LSL or ROR) or 1 to 32 (when <shift> = LSR or ASR), encoded in the "imm3:imm2" field as <amount> modulo 32.



## Operation

```
if ConditionPassed() then
    EncodingSpecificOperations();
    constant (shifted, carry) = Shift\_C(R[m], shift_t, shift_n, PSTATE.C);
    constant result = R[n] AND NOT(shifted);
    if d == 15 then // Can only occur for A32 encoding
        if setflags then
            ALUExceptionReturn(result);
        else
            ALUWritePC(result);
    else
        R[d] = result;
        if setflags then
            PSTATE.N = result<31>;
            PSTATE.Z = IsZeroBit(result);
            PSTATE.C = carry;
            // PSTATE.V unchanged
```

## Operational information

If CPSR.DIT is 1 and this instruction does not use R15 as either its source or destination:

- The execution time of this instruction is independent of:
  - The values of the data supplied in any of its registers.
  - The values of the NZCV flags.
- The response of this instruction to asynchronous exceptions does not vary based on:
  - The values of the data supplied in any of its registers.
  - The values of the NZCV flags.

Internal version only: isa v01\_31, pseudocode v2024-03\_rel ; Build timestamp: 2024-03-25T10:05

Copyright © 2010-2024 Arm Limited or its affiliates. All rights reserved. This document is Non-Confidential.

BIC, BICS (register-shifted register)

Bitwise Bit Clear (register-shifted register) performs a bitwise AND of a register value and the complement of a register-shifted register value. It writes the result to the destination register, and can optionally update the condition flags based on the result.

A1

31	30	29	28	27	26	25	24	23	22	21	20	19	18	17	16	15	14	13	12	11	10	9	8	7	6	5	4	3	2	1	0
!= 1111				0	0	0	1	1	1	0	S	Rn				Rd				Rs				0	stype	1	Rm				
cond																															

Flag setting (S == 1)

```
BICS{<c>}{<q>}{<Rd>,<Rn>,<Rm>,<shift><Rs>
```

Not flag setting (S == 0)

```
BIC{<c>}{<q>}{<Rd>,<Rn>,<Rm>,<shift><Rs>
```

```
constant d = UInt(Rd);  constant n = UInt(Rn);  constant m = UInt(Rm);  constant s = UInt(Rs);
constant setflags = (S == '1');  constant shift_t = DecodeRegShift(stype);
if d == 15 || n == 15 || m == 15 || s == 15 then UNPREDICTABLE;
```

For more information about the CONSTRAINED UNPREDICTABLE behavior, see *Architectural Constraints on UNPREDICTABLE behaviors*.

Assembler Symbols

- <c> See *Standard assembler syntax fields*.
- <q> See *Standard assembler syntax fields*.
- <Rd> Is the general-purpose destination register, encoded in the "Rd" field.
- <Rn> Is the first general-purpose source register, encoded in the "Rn" field.
- <Rm> Is the second general-purpose source register, encoded in the "Rm" field.
- <shift> Is the type of shift to be applied to the second source register, encoded in "stype":

stype	<shift>
00	LSL
01	LSR
10	ASR
11	ROR

- <Rs> Is the general-purpose source register holding a shift amount in its bottom 8 bits, encoded in the "Rs" field.

Operation

```
if ConditionPassed() then
    EncodingSpecificOperations();
    constant shift_n = UInt(R[s]<7:0>);
    constant (shifted, carry) = Shift_C(R[m], shift_t, shift_n, PSTATE.C);
    constant result = R[n] AND NOT(shifted);
    R[d] = result;
    if setflags then
        PSTATE.N = result<31>;
        PSTATE.Z = IsZeroBit(result);
        PSTATE.C = carry;
    // PSTATE.V unchanged
```

## Operational information

If CPSR.DIT is 1, this instruction has passed its condition execution check, and does not use R15 as either its source or destination:

- The execution time of this instruction is independent of:
  - The values of the data supplied in any of its registers.
  - The values of the NZCV flags.
- The response of this instruction to asynchronous exceptions does not vary based on:
  - The values of the data supplied in any of its registers.
  - The values of the NZCV flags.

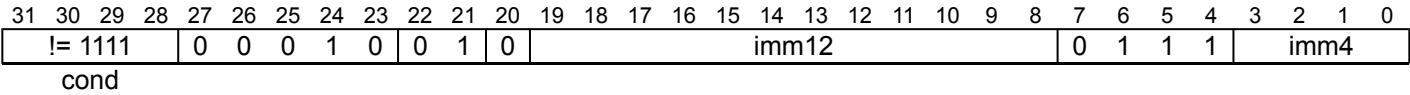
Internal version only: isa v01\_31, pseudocode v2024-03\_rel ; Build timestamp: 2024-03-25T10:05

Copyright © 2010-2024 Arm Limited or its affiliates. All rights reserved. This document is Non-Confidential.

# BKPT

Breakpoint causes a Breakpoint Instruction exception.  
Breakpoint is always unconditional, even when inside an IT block.  
It has encodings from the following instruction sets: A32 ( [A1](#) ) and T32 ( [T1](#) ).

## A1



## A1

```
BKPT{<q>} {#}<imm>

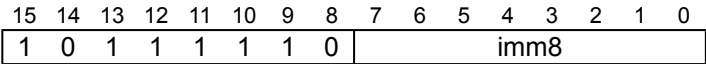
constant imm16 = imm12:imm4;
if cond != '1110' then UNPREDICTABLE; // BKPT must be encoded with AL condition
```

## CONSTRAINED UNPREDICTABLE behavior

If `cond != '1110'`, then one of the following behaviors must occur:

- The instruction is UNDEFINED.
- The instruction executes as NOP.
- The instruction executes unconditionally.
- The instruction executes conditionally.

## T1



## T1

```
BKPT{<q>} {#}<imm>

constant imm16 = ZeroExtend(imm8, 16);
```

For more information about the CONSTRAINED UNPREDICTABLE behavior of this instruction, see [Architectural Constraints on UNPREDICTABLE behaviors](#).

## Assembler Symbols

- <q> See [Standard assembler syntax fields](#). A BKPT instruction must be unconditional.
- <imm> For encoding A1: is a 16-bit unsigned immediate, in the range 0 to 65535, encoded in the "imm12:imm4" field. This value:
- Is recorded in the Comment field of ESR\_ELx.ISS if the Software Breakpoint Instruction exception is taken to an exception level that is using AArch64.
  - Is ignored otherwise.
- For encoding T1: is a 8-bit unsigned immediate, in the range 0 to 255, encoded in the "imm8" field. This value:
- Is recorded in the Comment field of ESR\_ELx.ISS if the Software Breakpoint Instruction exception is taken to an exception level that is using AArch64.
  - Is ignored otherwise.

## Operation

```
EncodingSpecificOperations();
AArch32.SoftwareBreakpoint(imm16);
```



## BL, BLX (immediate)

Branch with Link calls a subroutine at a PC-relative address, and setting LR to the return address.

Branch with Link and Exchange Instruction Sets (immediate) calls a subroutine at a PC-relative address, setting LR to the return address, and changes the instruction set from A32 to T32, or from T32 to A32.

It has encodings from the following instruction sets: A32 ( [A1](#) and [A2](#) ) and T32 ( [T1](#) and [T2](#) ).

### A1

31	30	29	28	27	26	25	24	23	22	21	20	19	18	17	16	15	14	13	12	11	10	9	8	7	6	5	4	3	2	1	0
!= 1111				1	0	1	1	imm24																							
cond																															

### A1

```
BL{<c>}{<q>} <label>

constant imm32 = SignExtend(imm24:'00', 32);  constant targetInstrSet = InstrSet_A32;
```

### A2

31	30	29	28	27	26	25	24	23	22	21	20	19	18	17	16	15	14	13	12	11	10	9	8	7	6	5	4	3	2	1	0
1	1	1	1	1	0	1	H	imm24																							
cond																															

### A2

```
BLX{<c>}{<q>} <label>

constant imm32 = SignExtend(imm24:H:'0', 32);  constant targetInstrSet = InstrSet_T32;
```

### T1

15	14	13	12	11	10	9	8	7	6	5	4	3	2	1	0	15	14	13	12	11	10	9	8	7	6	5	4	3	2	1	0
1	1	1	1	0	S	imm10										1	1	J1	1	J2	imm11										

### T1

```
BL{<c>}{<q>} <label>

constant I1 = NOT(J1 EOR S);  constant I2 = NOT(J2 EOR S);
constant imm32 = SignExtend(S:I1:I2:imm10:imm11:'0', 32);
constant targetInstrSet = InstrSet_T32;
if InITBlock() && !LastInITBlock() then UNPREDICTABLE;
```

### T2

15	14	13	12	11	10	9	8	7	6	5	4	3	2	1	0	15	14	13	12	11	10	9	8	7	6	5	4	3	2	1	0
1	1	1	1	0	S	imm10H										1	1	J1	0	J2	imm10L										H

### T2

```
BLX{<c>}{<q>} <label>

if H == '1' then UNDEFINED;
constant I1 = NOT(J1 EOR S);  constant I2 = NOT(J2 EOR S);
constant imm32 = SignExtend(S:I1:I2:imm10H:imm10L:'00', 32);
constant targetInstrSet = InstrSet_A32;
if InITBlock() && !LastInITBlock() then UNPREDICTABLE;
```

For more information about the CONSTRAINED UNPREDICTABLE behavior, see [Architectural Constraints on UNPREDICTABLE behaviors](#).

## Assembler Symbols

<c>	For encoding A1, T1 and T2: see <a href="#">Standard assembler syntax fields</a> . For encoding A2: see <a href="#">Standard assembler syntax fields</a> . <c> must be AL or omitted.
<q>	See <a href="#">Standard assembler syntax fields</a> .
<label>	For encoding A1: the label of the instruction that is to be branched to. The assembler calculates the required value of the offset from the PC value of the BL instruction to this label, then selects an encoding that sets imm32 to that offset. Permitted offsets are multiples of 4 in the range –33554432 to 33554428.  For encoding A2: the label of the instruction that is to be branched to. The assembler calculates the required value of the offset from the PC value of the BLX instruction to this label, then selects an encoding with imm32 set to that offset. Permitted offsets are even numbers in the range –33554432 to 33554430.  For encoding T1: the label of the instruction that is to be branched to. The assembler calculates the required value of the offset from the PC value of the BL instruction to this label, then selects an encoding with imm32 set to that offset. Permitted offsets are even numbers in the range –16777216 to 16777214.  For encoding T2: the label of the instruction that is to be branched to. The assembler calculates the required value of the offset from the Align(PC, 4) value of the BLX instruction to this label, then selects an encoding with imm32 set to that offset. Permitted offsets are multiples of 4 in the range –16777216 to 16777212.

## Operation

```
if ConditionPassed() then
    EncodingSpecificOperations();
if CurrentInstrSet() == InstrSet\_A32 then
    LR = PC32 - 4;
else
    LR = PC32<31:1> : '1';
bits(32) targetAddress;
if targetInstrSet == InstrSet\_A32 then
    targetAddress = Align(PC32, 4) + imm32;
else
    targetAddress = PC32 + imm32;
SelectInstrSet(targetInstrSet);
BranchWritePC(targetAddress, BranchType\_DIRCALL);
```

Internal version only: isa v01\_31, pseudocode v2024-03\_rel ; Build timestamp: 2024-03-25T10:05

Copyright © 2010-2024 Arm Limited or its affiliates. All rights reserved. This document is Non-Confidential.

BLX (register)

Branch with Link and Exchange (register) calls a subroutine at an address specified in the register, and if necessary changes to the instruction set indicated by bit[0] of the register value. If the value in bit[0] is 0, the instruction set after the branch will be A32. If the value in bit[0] is 1, the instruction set after the branch will be T32.

It has encodings from the following instruction sets: A32 ( [A1](#) ) and T32 ( [T1](#) ) .

A1

31	30	29	28	27	26	25	24	23	22	21	20	19	18	17	16	15	14	13	12	11	10	9	8	7	6	5	4	3	2	1	0
!= 1111				0	0	0	1	0	0	1	0	(1)	(1)	(1)	(1)	(1)	(1)	(1)	(1)	(1)	(1)	(1)	(1)	0	0	1	1	Rm			
cond																															

A1

BLX{<c>}{<q>} <Rm>

```
constant m = UInt(Rm);
if m == 15 then UNPREDICTABLE;
```

T1

15	14	13	12	11	10	9	8	7	6	5	4	3	2	1	0
0	1	0	0	0	1	1	1	1	Rm				(0)	(0)	(0)

T1

BLX{<c>}{<q>} <Rm>

```
constant m = UInt(Rm);
if m == 15 then UNPREDICTABLE;
if InITBlock() && !LastInITBlock() then UNPREDICTABLE;
```

For more information about the CONSTRAINED UNPREDICTABLE behavior, see [Architectural Constraints on UNPREDICTABLE behaviors](#).

Assembler Symbols

- <c> See [Standard assembler syntax fields](#).
- <q> See [Standard assembler syntax fields](#).
- <Rm> Is the general-purpose register holding the address to be branched to, encoded in the "Rm" field.

Operation

```
if ConditionPassed() then
    EncodingSpecificOperations();
    constant target = R[m];
    bits(32) next_instr_addr;
    if CurrentInstrSet() == InstrSet_A32 then
        next_instr_addr = PC32 - 4;
        LR = next_instr_addr;
    else
        next_instr_addr = PC32 - 2;
        LR = next_instr_addr<31:1> : '1';
    BXWritePC(target, BranchType_IND_CALL);
```



BX

Branch and Exchange causes a branch to an address and instruction set specified by a register.  
It has encodings from the following instruction sets: A32 ( [A1](#) ) and T32 ( [T1](#) ).

A1

31	30	29	28	27	26	25	24	23	22	21	20	19	18	17	16	15	14	13	12	11	10	9	8	7	6	5	4	3	2	1	0
!= 1111				0	0	0	1	0	0	1	0	(1)	(1)	(1)	(1)	(1)	(1)	(1)	(1)	(1)	(1)	(1)	(1)	0	0	0	1	Rm			
cond																															

A1

```
BX{<c>}{<q>} <Rm>

constant m = UInt (Rm);
```

T1

15	14	13	12	11	10	9	8	7	6	5	4	3	2	1	0
0	1	0	0	0	1	1	1	0	Rm				(0)	(0)	(0)

T1

```
BX{<c>}{<q>} <Rm>

constant m = UInt (Rm);
if InITBlock() && !LastInITBlock() then UNPREDICTABLE;
```

For more information about the CONSTRAINED UNPREDICTABLE behavior, see [Architectural Constraints on UNPREDICTABLE behaviors](#).

Assembler Symbols

- <c> See [Standard assembler syntax fields](#).
- <q> See [Standard assembler syntax fields](#).
- <Rm> For encoding A1: is the general-purpose register holding the address to be branched to, encoded in the "Rm" field. The PC can be used.  
For encoding T1: is the general-purpose register holding the address to be branched to, encoded in the "Rm" field. The PC can be used.

Note

If <Rm> is the PC at a non word-aligned address, it results in UNPREDICTABLE behavior because the address passed to the BXWritePC() pseudocode function has bits<1:0> = '10'.

Operation

```
if ConditionPassed() then
    EncodingSpecificOperations();
    BXWritePC(R[m], BranchType_INDIR);
```

BXJ

Branch and Exchange, previously Branch and Exchange Jazelle.  
BXJ behaves as a BX instruction, see [BX](#). This means it causes a branch to an address and instruction set specified by a register.  
It has encodings from the following instruction sets: A32 ( [A1](#) ) and T32 ( [T1](#) ).

A1

31	30	29	28	27	26	25	24	23	22	21	20	19	18	17	16	15	14	13	12	11	10	9	8	7	6	5	4	3	2	1	0
!= 1111				0	0	0	1	0	0	1	0	(1)	(1)	(1)	(1)	(1)	(1)	(1)	(1)	(1)	(1)	(1)	(1)	0	0	1	0	Rm			
cond																															

A1

```
BXJ{<c>}{<q>} <Rm>

constant m = UInt(Rm);
if m == 15 then UNPREDICTABLE;
```

T1

15	14	13	12	11	10	9	8	7	6	5	4	3	2	1	0	15	14	13	12	11	10	9	8	7	6	5	4	3	2	1	0
1	1	1	1	0	0	1	1	1	1	0	0	Rm				1	0	(0)	0	(1)	(1)	(1)	(1)	(0)	(0)	(0)	(0)	(0)	(0)	(0)	(0)

T1

```
BXJ{<c>}{<q>} <Rm>

constant m = UInt(Rm);
// Armv8-A removes UNPREDICTABLE for R13
if m == 15 then UNPREDICTABLE;
if InITBlock() && !LastInITBlock() then UNPREDICTABLE;
```

For more information about the CONSTRAINED UNPREDICTABLE behavior, see [Architectural Constraints on UNPREDICTABLE behaviors](#).

Assembler Symbols

- <c> See [Standard assembler syntax fields](#).
- <q> See [Standard assembler syntax fields](#).
- <Rm> Is the general-purpose register holding the address to be branched to, encoded in the "Rm" field.

Operation

```
if ConditionPassed() then
    EncodingSpecificOperations();
    BXWritePC(R[m], BranchType_INDIR);
```

# CBNZ, CBZ

Compare and Branch on Nonzero and Compare and Branch on Zero compare the value in a register with zero, and conditionally branch forward a constant value. They do not affect the condition flags.

## T1

15	14	13	12	11	10	9	8	7	6	5	4	3	2	1	0
1	0	1	1	op	0	i	1	imm5					Rn		

### CBNZ (op == 1)

```
CBNZ{<q>} <Rn>, <label>
```

### CBZ (op == 0)

```
CBZ{<q>} <Rn>, <label>
```

```
constant n = UInt(Rn);  constant imm32 = ZeroExtend(i:imm5:'0', 32);
constant nonzero = (op == '1');
if InITBlock() then UNPREDICTABLE;
```

For more information about the CONSTRAINED UNPREDICTABLE behavior, see *Architectural Constraints on UNPREDICTABLE behaviors*.

## Assembler Symbols

- <q> See *Standard assembler syntax fields*.
- <Rn> Is the general-purpose register to be tested, encoded in the "Rn" field.
- <label> Is the program label to be conditionally branched to. Its offset from the PC, a multiple of 2 and in the range 0 to 126, is encoded as "i:imm5" times 2.

## Operation

```
EncodingSpecificOperations();
if nonzero != IsZero(R[n]) then
    CBWritePC(PC32 + imm32);
```

CLRBHB

Clear Branch History clears the branch history for the current context to the extent that branch history information created before the CLRBHB instruction cannot be used by code before the CLRBHB instruction to exploitatively control the execution of any indirect branches in code in the current context that appear in program order after the instruction.

It has encodings from the following instruction sets: A32 ( A1 ) and T32 ( T1 ) .

A1
(FEAT\_CLRBHB)

31	30	29	28	27	26	25	24	23	22	21	20	19	18	17	16	15	14	13	12	11	10	9	8	7	6	5	4	3	2	1	0
!= 1111				0	0	1	1	0	0	1	0	0	0	0	0	(1)	(1)	(1)	(1)	(0)	(0)	(0)	(0)	0	0	0	1	0	1	1	0
cond																															

A1

```
CLRBHB{<c>}{<q>}

if !IsFeatureImplemented(FEAT_CLRBHB) then EndOfInstruction(); // Instruction executes as NOP
```

T1
(FEAT\_CLRBHB)

15	14	13	12	11	10	9	8	7	6	5	4	3	2	1	0	15	14	13	12	11	10	9	8	7	6	5	4	3	2	1	0
1	1	1	1	0	0	1	1	1	0	1	0	(1)	(1)	(1)	(1)	1	0	(0)	0	(0)	0	0	0	0	0	0	1	0	1	1	0

T1

```
CLRBHB{<c>}{<q>}

if !IsFeatureImplemented(FEAT_CLRBHB) then EndOfInstruction(); // Instruction executes as NOP
```

Assembler Symbols

- <c> See Standard assembler syntax fields.
- <q> See Standard assembler syntax fields.

Operation

```
if ConditionPassed() then
    EncodingSpecificOperations();
    Hint_CLRBHB();
```

CLREX

Clear-Exclusive clears the local monitor of the executing PE.  
It has encodings from the following instruction sets: A32 ( [A1](#) ) and T32 ( [T1](#) ) .

A1

31	30	29	28	27	26	25	24	23	22	21	20	19	18	17	16	15	14	13	12	11	10	9	8	7	6	5	4	3	2	1	0
1	1	1	1	0	1	0	1	0	1	1	1	(1)	(1)	(1)	(1)	(1)	(1)	(1)	(1)	(0)	(0)	(0)	(0)	0	0	0	1	(1)	(1)	(1)	(1)

A1

```
CLREX{<c>}{<q>}  
  
// No additional decoding required
```

T1

15	14	13	12	11	10	9	8	7	6	5	4	3	2	1	0	15	14	13	12	11	10	9	8	7	6	5	4	3	2	1	0
1	1	1	1	0	0	1	1	1	0	1	1	(1)	(1)	(1)	(1)	1	0	(0)	0	(1)	(1)	(1)	(1)	0	0	1	0	(1)	(1)	(1)	(1)

T1

```
CLREX{<c>}{<q>}  
  
// No additional decoding required
```

For more information about the CONSTRAINED UNPREDICTABLE behavior, see [Architectural Constraints on UNPREDICTABLE behaviors](#).

Assembler Symbols

- <c> For encoding A1: see [Standard assembler syntax fields](#). Must be AL or omitted.  
For encoding T1: see [Standard assembler syntax fields](#).
- <q> See [Standard assembler syntax fields](#).

Operation

```
if ConditionPassed() then  
    EncodingSpecificOperations();  
    ClearExclusiveLocal(ProcessorID()) ;
```

# CLZ

Count Leading Zeros returns the number of binary zero bits before the first binary one bit in a value.  
It has encodings from the following instruction sets: A32 ( [A1](#) ) and T32 ( [T1](#) ).

## A1

31	30	29	28	27	26	25	24	23	22	21	20	19	18	17	16	15	14	13	12	11	10	9	8	7	6	5	4	3	2	1	0
!= 1111				0	0	0	1	0	1	1	0	(1)	(1)	(1)	(1)	Rd				(1)	(1)	(1)	(1)	0	0	0	1	Rm			
cond																															

## A1

CLZ{<c>}{<q>} <Rd>, <Rm>

```
constant d = UInt(Rd);  constant m = UInt(Rm);  
if d == 15 || m == 15 then UNPREDICTABLE;
```

## T1

15	14	13	12	11	10	9	8	7	6	5	4	3	2	1	0	15	14	13	12	11	10	9	8	7	6	5	4	3	2	1	0
1	1	1	1	1	0	1	0	1	0	1	1	Rn				1	1	1	1	Rd				1	0	0	0	Rm			

## T1

CLZ{<c>}{<q>} <Rd>, <Rm>

```
constant d = UInt(Rd);  constant m = UInt(Rm);  constant n = UInt(Rn);  
// Armv8-A removes UNPREDICTABLE for R13  
if m != n || d == 15 || m == 15 then UNPREDICTABLE;
```

## CONSTRAINED UNPREDICTABLE behavior

If `m != n`, then one of the following behaviors must occur:

- The instruction is UNDEFINED.
- The instruction executes as NOP.
- The instruction executes as described, with no change to its behavior and no additional side effects.
- The instruction executes with the additional decode: `m = UInt(Rn)`.
- The value in the destination register is UNKNOWN.

For more information about the CONSTRAINED UNPREDICTABLE behavior of this instruction, see [Architectural Constraints on UNPREDICTABLE behaviors](#).

## Assembler Symbols

- <c> See [Standard assembler syntax fields](#).
- <q> See [Standard assembler syntax fields](#).
- <Rd> Is the general-purpose destination register, encoded in the "Rd" field.
- <Rm> For encoding A1: is the general-purpose source register, encoded in the "Rm" field.  
For encoding T1: is the general-purpose source register, encoded in the "Rm" field. It must be encoded with an identical value in the "Rn" field.

## Operation

```
if ConditionPassed() then  
  EncodingSpecificOperations();  
  constant result = CountLeadingZeroBits(R[m]);  
  R[d] = result<31:0>;
```

## Operational information

If CPSR.DIT is 1, this instruction has passed its condition execution check, and does not use R15 as either its source or destination:

- The execution time of this instruction is independent of:
  - The values of the data supplied in any of its registers.
  - The values of the NZCV flags.
- The response of this instruction to asynchronous exceptions does not vary based on:
  - The values of the data supplied in any of its registers.
  - The values of the NZCV flags.

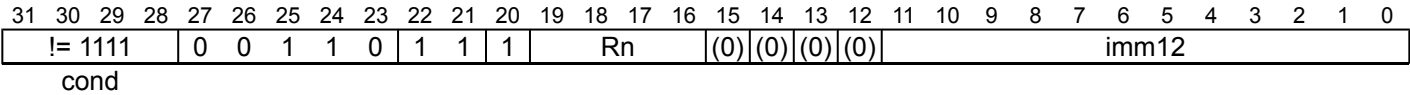
Internal version only: isa v01\_31, pseudocode v2024-03\_rel ; Build timestamp: 2024-03-25T10:05

Copyright © 2010-2024 Arm Limited or its affiliates. All rights reserved. This document is Non-Confidential.

CMN (immediate)

Compare Negative (immediate) adds a register value and an immediate value. It updates the condition flags based on the result, and discards the result. It has encodings from the following instruction sets: A32 ( [A1](#) ) and T32 ( [T1](#) ).

A1

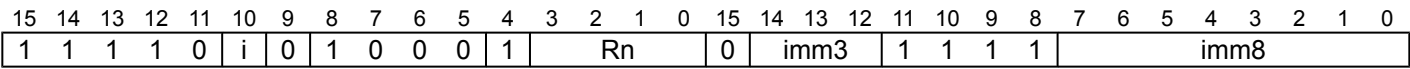


A1

```
CMN{<c>}{<q>} <Rn>, #<const>

constant n = UInt(Rn);  constant imm32 = A32ExpandImm(imm12);
```

T1



T1

```
CMN{<c>}{<q>} <Rn>, #<const>

constant n = UInt(Rn);  constant imm32 = T32ExpandImm(i:imm3:imm8);
if n == 15 then UNPREDICTABLE;
```

For more information about the CONSTRAINED UNPREDICTABLE behavior, see [Architectural Constraints on UNPREDICTABLE behaviors](#).

Assembler Symbols

- <c> See [Standard assembler syntax fields](#).
- <q> See [Standard assembler syntax fields](#).
- <Rn> For encoding A1: is the general-purpose source register, encoded in the "Rn" field. The PC can be used, but this is deprecated.  
For encoding T1: is the general-purpose source register, encoded in the "Rn" field.
- <const> For encoding A1: an immediate value. See [Modified immediate constants in A32 instructions](#) for the range of values.  
For encoding T1: an immediate value. See [Modified immediate constants in T32 instructions](#) for the range of values.

Operation

```
if ConditionPassed() then
    EncodingSpecificOperations();
    constant (result, nzcvc) = AddWithCarry(R[n], imm32, '0');
    PSTATE.<N,Z,C,V> = nzcvc;
```

Operational information

- If CPSR.DIT is 1, this instruction has passed its condition execution check, and does not use R15 as either its source or destination:
- The execution time of this instruction is independent of:
    - The values of the data supplied in any of its registers.
    - The values of the NZCV flags.
  - The response of this instruction to asynchronous exceptions does not vary based on:
    - The values of the data supplied in any of its registers.
    - The values of the NZCV flags.





## CMN (register)

Compare Negative (register) adds a register value and an optionally-shifted register value. It updates the condition flags based on the result, and discards the result.

It has encodings from the following instruction sets: A32 ( [A1](#) ) and T32 ( [T1](#) and [T2](#) ).

### A1

31	30	29	28	27	26	25	24	23	22	21	20	19	18	17	16	15	14	13	12	11	10	9	8	7	6	5	4	3	2	1	0
!= 1111				0	0	0	1	0	1	1	1	Rn				(0)	(0)	(0)	(0)	imm5				stype		0	Rm				
cond																															

**Rotate right with extend (imm5 == 00000 && stype == 11)**

```
CMN{<c>}{<q>} <Rn>, <Rm>, RRX
```

**Shift or rotate by value (!(imm5 == 00000 && stype == 11))**

```
CMN{<c>}{<q>} <Rn>, <Rm> {, <shift> #<amount>}
```

```
constant n = UInt(Rn); constant m = UInt(Rm);
constant (shift_t, shift_n) = DecodeImmShift(stype, imm5);
```

### T1

15	14	13	12	11	10	9	8	7	6	5	4	3	2	1	0
0	1	0	0	0	0	1	0	1	1	Rm				Rn	

### T1

```
CMN{<c>}{<q>} <Rn>, <Rm>
```

```
constant n = UInt(Rn); constant m = UInt(Rm);
constant (shift_t, shift_n) = (SRTYPE_LSL, 0);
```

### T2

15	14	13	12	11	10	9	8	7	6	5	4	3	2	1	0	15	14	13	12	11	10	9	8	7	6	5	4	3	2	1	0	
1	1	1	0	1	0	1	1	0	0	0	1	Rn				(0)	imm3				1	1	1	1	imm2		stype		Rm			

**Rotate right with extend (imm3 == 000 && imm2 == 00 && stype == 11)**

```
CMN{<c>}{<q>} <Rn>, <Rm>, RRX
```

**Shift or rotate by value (!(imm3 == 000 && imm2 == 00 && stype == 11))**

```
CMN{<c>}.W <Rn>, <Rm> // (<Rn>, <Rm> can be represented in T1)
```

```
CMN{<c>}{<q>} <Rn>, <Rm> {, <shift> #<amount>}
```

```
constant n = UInt(Rn); constant m = UInt(Rm);
constant (shift_t, shift_n) = DecodeImmShift(stype, imm3:imm2);
// Armv8-A removes UNPREDICTABLE for R13
if n == 15 || m == 15 then UNPREDICTABLE;
```

For more information about the CONSTRAINED UNPREDICTABLE behavior, see [Architectural Constraints on UNPREDICTABLE behaviors](#).

Assembler Symbols

- <c>See [Standard assembler syntax fields](#).
- <q>See [Standard assembler syntax fields](#).
- <Rn>For encoding A1: is the first general-purpose source register, encoded in the "Rn" field. The PC can be used, but this is deprecated.  
For encoding T1 and T2: is the first general-purpose source register, encoded in the "Rn" field.
- <Rm>For encoding A1: is the second general-purpose source register, encoded in the "Rm" field. The PC can be used, but this is deprecated.  
For encoding T1 and T2: is the second general-purpose source register, encoded in the "Rm" field.
- <shift>Is the type of shift to be applied to the second source register, encoded in "stype":

stype	<shift>
00	LSL
01	LSR
10	ASR
11	ROR
- <amount>For encoding A1: is the shift amount, in the range 1 to 31 (when <shift> = LSL or ROR) or 1 to 32 (when <shift> = LSR or ASR) encoded in the "imm5" field as <amount> modulo 32.  
For encoding T2: is the shift amount, in the range 1 to 31 (when <shift> = LSL or ROR) or 1 to 32 (when <shift> = LSR or ASR), encoded in the "imm3:imm2" field as <amount> modulo 32.

Operation

```
if ConditionPassed() then
    EncodingSpecificOperations();
    constant shifted = Shift(R[m], shift_t, shift_n, PSTATE.C);
    constant (result, nzcvc) = AddWithCarry(R[n], shifted, '0');
    PSTATE.<N,Z,C,V> = nzcvc;
```

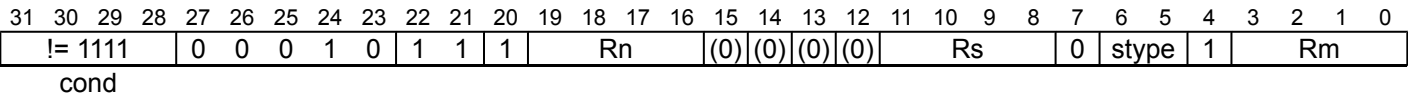
Operational information

- If CPSR.DIT is 1, this instruction has passed its condition execution check, and does not use R15 as either its source or destination:
- The execution time of this instruction is independent of:
    - The values of the data supplied in any of its registers.
    - The values of the NZCV flags.
  - The response of this instruction to asynchronous exceptions does not vary based on:
    - The values of the data supplied in any of its registers.
    - The values of the NZCV flags.

CMN (register-shifted register)

Compare Negative (register-shifted register) adds a register value and a register-shifted register value. It updates the condition flags based on the result, and discards the result.

A1



A1

CMN{<c>}{<q>}<Rn>,<Rm>,<type><Rs>

```
constant n = UInt(Rn); constant m = UInt(Rm); constant s = UInt(Rs);
constant shift_t = DecodeRegShift(stype);
if n == 15 || m == 15 || s == 15 then UNPREDICTABLE;
```

For more information about the CONSTRAINED UNPREDICTABLE behavior, see [Architectural Constraints on UNPREDICTABLE behaviors](#).

Assembler Symbols

- <c> See [Standard assembler syntax fields](#).
- <q> See [Standard assembler syntax fields](#).
- <Rn> Is the first general-purpose source register, encoded in the "Rn" field.
- <Rm> Is the second general-purpose source register, encoded in the "Rm" field.
- <type> Is the type of shift to be applied to the second source register, encoded in "stype":

stype	<type>
00	LSL
01	LSR
10	ASR
11	ROR

- <Rs> Is the third general-purpose source register holding a shift amount in its bottom 8 bits, encoded in the "Rs" field.

Operation

```
if ConditionPassed() then
    EncodingSpecificOperations();
    constant shift_n = UInt(R[s]<7:0>);
    constant shifted = Shift(R[m], shift_t, shift_n, PSTATE.C);
    constant (result, nzcvc) = AddWithCarry(R[n], shifted, '0');
    PSTATE.<N,Z,C,V> = nzcvc;
```

Operational information

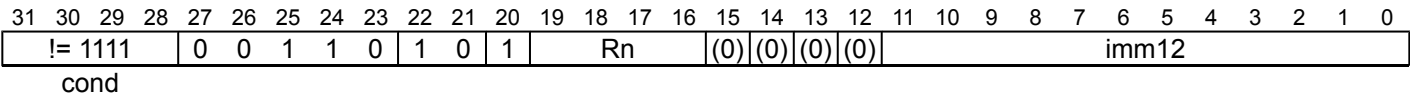
If CPSR.DIT is 1, this instruction has passed its condition execution check, and does not use R15 as either its source or destination:

- The execution time of this instruction is independent of:
  - The values of the data supplied in any of its registers.
  - The values of the NZCV flags.
- The response of this instruction to asynchronous exceptions does not vary based on:
  - The values of the data supplied in any of its registers.
  - The values of the NZCV flags.

# CMP (immediate)

Compare (immediate) subtracts an immediate value from a register value. It updates the condition flags based on the result, and discards the result. It has encodings from the following instruction sets: A32 ( [A1](#) ) and T32 ( [T1](#) and [T2](#) ).

## A1

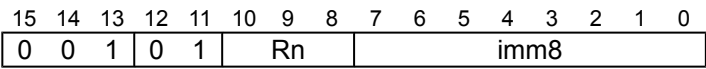


## A1

```
CMP{<c>}{<q>} <Rn>, #<const>

constant n = UInt(Rn);  constant imm32 = A32ExpandImm(imm12);
```

## T1

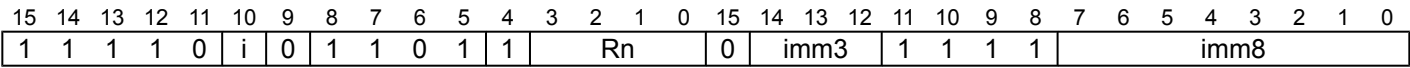


## T1

```
CMP{<c>}{<q>} <Rn>, #<imm8>

constant n = UInt(Rn);  constant imm32 = ZeroExtend(imm8, 32);
```

## T2



## T2

```
CMP{<c>}.W <Rn>, #<const> // (<Rd>, <const> can be represented in T1)

CMP{<c>}{<q>} <Rn>, #<const>

constant n = UInt(Rn);  constant imm32 = T32ExpandImm(i:imm3:imm8);
if n == 15 then UNPREDICTABLE;
```

For more information about the CONSTRAINED UNPREDICTABLE behavior, see [Architectural Constraints on UNPREDICTABLE behaviors](#).

## Assembler Symbols

- <c> See [Standard assembler syntax fields](#).
- <q> See [Standard assembler syntax fields](#).
- <Rn> For encoding A1: is the general-purpose source register, encoded in the "Rn" field. The PC can be used, but this is deprecated.  
For encoding T1: is a general-purpose source register, encoded in the "Rn" field.  
For encoding T2: is the general-purpose source register, encoded in the "Rn" field.
- <imm8> Is a 8-bit unsigned immediate, in the range 0 to 255, encoded in the "imm8" field.
- <const> For encoding A1: an immediate value. See [Modified immediate constants in A32 instructions](#) for the range of values.  
For encoding T2: an immediate value. See [Modified immediate constants in T32 instructions](#) for the range of values.

## Operation

```
if ConditionPassed() then
    EncodingSpecificOperations();
    constant (result, nzcvc) = AddWithCarry(R[n], NOT(imm32), '1');
    PSTATE.<N,Z,C,V> = nzcvc;
```

## Operational information

If CPSR.DIT is 1, this instruction has passed its condition execution check, and does not use R15 as either its source or destination:

- The execution time of this instruction is independent of:
  - The values of the data supplied in any of its registers.
  - The values of the NZCV flags.
- The response of this instruction to asynchronous exceptions does not vary based on:
  - The values of the data supplied in any of its registers.
  - The values of the NZCV flags.

Internal version only: isa v01\_31, pseudocode v2024-03\_rel ; Build timestamp: 2024-03-25T10:05

Copyright © 2010-2024 Arm Limited or its affiliates. All rights reserved. This document is Non-Confidential.

## CMP (register)

Compare (register) subtracts an optionally-shifted register value from a register value. It updates the condition flags based on the result, and discards the result.

It has encodings from the following instruction sets: A32 ( [A1](#) ) and T32 ( [T1](#) , [T2](#) and [T3](#) ) .

### A1

31	30	29	28	27	26	25	24	23	22	21	20	19	18	17	16	15	14	13	12	11	10	9	8	7	6	5	4	3	2	1	0
!= 1111				0	0	0	1	0	1	0	1	Rn				(0)	(0)	(0)	(0)	imm5					stype	0	Rm				
cond																															

Rotate right with extend (imm5 == 00000 && stype == 11)

```
CMP{<c>}{<q>} <Rn>, <Rm>, RRX
```

Shift or rotate by value (!(imm5 == 00000 && stype == 11))

```
CMP{<c>}{<q>} <Rn>, <Rm> {, <shift> #<amount>}
```

```
constant n = UInt(Rn);  constant m = UInt(Rm);
constant (shift_t, shift_n) = DecodeImmShift(stype, imm5);
```

### T1

15	14	13	12	11	10	9	8	7	6	5	4	3	2	1	0
0	1	0	0	0	0	1	0	1	0	Rm				Rn	

### T1

```
CMP{<c>}{<q>} <Rn>, <Rm> // (<Rn> and <Rm> both from R0-R7)
```

```
constant n = UInt(Rn);  constant m = UInt(Rm);
constant (shift_t, shift_n) = (SRTYPE_LSL, 0);
```

### T2

15	14	13	12	11	10	9	8	7	6	5	4	3	2	1	0
0	1	0	0	0	1	0	1	N	Rm				Rn		

### T2

```
CMP{<c>}{<q>} <Rn>, <Rm> // (<Rn> and <Rm> not both from R0-R7)
```

```
constant n = UInt(N:Rn);  constant m = UInt(Rm);
constant (shift_t, shift_n) = (SRTYPE_LSL, 0);
if n < 8 && m < 8 then UNPREDICTABLE;
if n == 15 || m == 15 then UNPREDICTABLE;
```

## CONSTRAINED UNPREDICTABLE behavior

If  $n < 8$  &&  $m < 8$ , then one of the following behaviors must occur:

- The instruction is UNDEFINED.
- The instruction executes as NOP.
- The instruction executes as described, with no change to its behavior and no additional side effects.
- The condition flags become UNKNOWN.

### T3

15	14	13	12	11	10	9	8	7	6	5	4	3	2	1	0	15	14	13	12	11	10	9	8	7	6	5	4	3	2	1	0	
1	1	1	0	1	0	1	1	1	0	1	1	Rn				(0)	imm3				1	1	1	1	imm2		stype		Rm			

**Rotate right with extend (imm3 == 000 && imm2 == 00 && stype == 11)**

```
CMP{<c>}{<q>} <Rn>, <Rm>, RRX
```

**Shift or rotate by value (!(imm3 == 000 && imm2 == 00 && stype == 11))**

```
CMP{<c>}.W <Rn>, <Rm> // (<Rn>, <Rm> can be represented in T1 or T2)
```

```
CMP{<c>}{<q>} <Rn>, <Rm>, <shift> #<amount>
```

```
constant n = UInt(Rn); constant m = UInt(Rm);
constant (shift_t, shift_n) = DecodeImmShift(stype, imm3:imm2);
// Armv8-A removes UNPREDICTABLE for R13
if n == 15 || m == 15 then UNPREDICTABLE;
```

For more information about the CONSTRAINED UNPREDICTABLE behavior of this instruction, see [Architectural Constraints on UNPREDICTABLE behaviors](#).

### Assembler Symbols

- <c> See [Standard assembler syntax fields](#).
- <q> See [Standard assembler syntax fields](#).
- <Rn> For encoding A1: is the first general-purpose source register, encoded in the "Rn" field. The PC can be used, but this is deprecated.  
For encoding T1 and T3: is the first general-purpose source register, encoded in the "Rn" field.  
For encoding T2: is the first general-purpose source register, encoded in the "N:Rn" field.
- <Rm> For encoding A1: is the second general-purpose source register, encoded in the "Rm" field. The PC can be used, but this is deprecated.  
For encoding T1, T2 and T3: is the second general-purpose source register, encoded in the "Rm" field.
- <shift> Is the type of shift to be applied to the second source register, encoded in "stype":

stype	<shift>
00	LSL
01	LSR
10	ASR
11	ROR

- <amount> For encoding A1: is the shift amount, in the range 1 to 31 (when <shift> = LSL or ROR) or 1 to 32 (when <shift> = LSR or ASR) encoded in the "imm5" field as <amount> modulo 32.  
For encoding T3: is the shift amount, in the range 1 to 31 (when <shift> = LSL or ROR) or 1 to 32 (when <shift> = LSR or ASR), encoded in the "imm3:imm2" field as <amount> modulo 32.

### Operation

```
if ConditionPassed() then
    EncodingSpecificOperations();
    constant shifted = Shift(R[m], shift_t, shift_n, PSTATE.C);
    constant (result, nzcvc) = AddWithCarry(R[n], NOT(shifted), '1');
    PSTATE.<N,Z,C,V> = nzcvc;
```

### Operational information

- If CPSR.DIT is 1, this instruction has passed its condition execution check, and does not use R15 as either its source or destination:
- The execution time of this instruction is independent of:
    - The values of the data supplied in any of its registers.
    - The values of the NZCV flags.
  - The response of this instruction to asynchronous exceptions does not vary based on:
    - The values of the data supplied in any of its registers.



- The values of the NZCV flags.

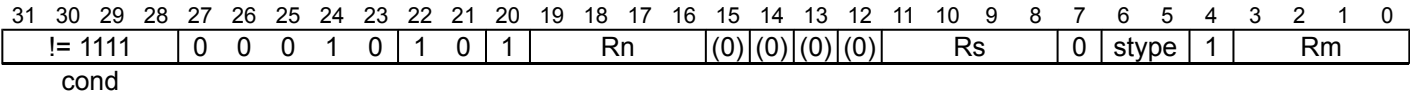
Internal version only: isa v01\_31, pseudocode v2024-03\_rel ; Build timestamp: 2024-03-25T10:05

Copyright © 2010-2024 Arm Limited or its affiliates. All rights reserved. This document is Non-Confidential.

CMP (register-shifted register)

Compare (register-shifted register) subtracts a register-shifted register value from a register value. It updates the condition flags based on the result, and discards the result.

A1



A1

```
CMP{<c>}{<q>} <Rn>, <Rm>, <type> <Rs>

constant n = UInt(Rn);  constant m = UInt(Rm);  constant s = UInt(Rs);
constant shift_t = DecodeRegShift(stype);
if n == 15 || m == 15 || s == 15 then UNPREDICTABLE;
```

For more information about the CONSTRAINED UNPREDICTABLE behavior, see [Architectural Constraints on UNPREDICTABLE behaviors](#).

Assembler Symbols

- <c> See [Standard assembler syntax fields](#).
- <q> See [Standard assembler syntax fields](#).
- <Rn> Is the first general-purpose source register, encoded in the "Rn" field.
- <Rm> Is the second general-purpose source register, encoded in the "Rm" field.
- <type> Is the type of shift to be applied to the second source register, encoded in "stype":

stype	<type>
00	LSL
01	LSR
10	ASR
11	ROR

- <Rs> Is the third general-purpose source register holding a shift amount in its bottom 8 bits, encoded in the "Rs" field.

Operation

```
if ConditionPassed() then
    EncodingSpecificOperations();
    constant shift_n = UInt(R[s]<7:0>);
    constant shifted = Shift(R[m], shift_t, shift_n, PSTATE.C);
    constant (result, nzcvc) = AddWithCarry(R[n], NOT(shifted), '1');
    PSTATE.<N,Z,C,V> = nzcvc;
```

Operational information

- If CPSR.DIT is 1, this instruction has passed its condition execution check, and does not use R15 as either its source or destination:
- The execution time of this instruction is independent of:
    - The values of the data supplied in any of its registers.
    - The values of the NZCV flags.
  - The response of this instruction to asynchronous exceptions does not vary based on:
    - The values of the data supplied in any of its registers.
    - The values of the NZCV flags.

## CPS, CPSID, CPSIE

Change PE State changes one or more of the *PSTATE*.{A, I, F} interrupt mask bits and, optionally, the *PSTATE*.M mode field, without changing any other *PSTATE* bits.

CPS is treated as NOP if executed in User mode unless it is defined as being CONSTRAINED UNPREDICTABLE elsewhere in this section.

The PE checks whether the value being written to PSTATE.M is legal. See *Illegal changes to PSTATE.M*.

It has encodings from the following instruction sets: A32 ( [A1](#) ) and T32 ( [T1](#) and [T2](#) ).

### A1

31	30	29	28	27	26	25	24	23	22	21	20	19	18	17	16	15	14	13	12	11	10	9	8	7	6	5	4	3	2	1	0
1	1	1	1	0	0	0	1	0	0	0	0	imod	M	0	(0)	(0)	(0)	(0)	(0)	(0)	(0)	(0)	A	I	F	0	mode				

#### Change mode (imod == 00 && M == 1)

```
CPS{<q>} #<mode> // (Cannot be conditional)
```

#### Interrupt disable (imod == 11 && M == 0)

```
CPSID{<q>} <iflags> // (Cannot be conditional)
```

#### Interrupt disable and change mode (imod == 11 && M == 1)

```
CPSID{<q>} <iflags> , #<mode> // (Cannot be conditional)
```

#### Interrupt enable (imod == 10 && M == 0)

```
CPSIE{<q>} <iflags> // (Cannot be conditional)
```

#### Interrupt enable and change mode (imod == 10 && M == 1)

```
CPSIE{<q>} <iflags> , #<mode> // (Cannot be conditional)
```

```
if mode != '00000' && M == '0' then UNPREDICTABLE;
if (imod<1> == '1' && A:I:F == '000') || (imod<1> == '0' && A:I:F != '000') then UNPREDICTABLE;
constant enable = (imod == '10'); constant disable = (imod == '11');
constant changemode = (M == '1'); constant pemode = mode;
constant affectA = (A == '1'); constant affectI = (I == '1'); constant affectF = (F == '1');
if (imod == '00' && M == '0') || imod == '01' then UNPREDICTABLE;
```

## CONSTRAINED UNPREDICTABLE behavior

If `imod == '01'`, then one of the following behaviors must occur:

- The instruction is UNDEFINED.
- The instruction executes as NOP.

If `imod == '00' && M == '0'`, then one of the following behaviors must occur:

- The instruction is UNDEFINED.
- The instruction executes as NOP.

If `mode != '00000' && M == '0'`, then one of the following behaviors must occur:

- The instruction is UNDEFINED.
- The instruction executes as NOP.
- The instruction executes with the additional decode: `changemode = TRUE`.
- The instruction executes as described, and the value specified by `mode` is ignored. There are no additional side-effects.

If `imod<1> == '1' && A:I:F == '000'`, then one of the following behaviors must occur:

- The instruction is UNDEFINED.
- The instruction executes as NOP.
- The instruction behaves as if `imod<1> == '0'`.
- The instruction behaves as if `A:I:F` has an UNKNOWN nonzero value.

If `imod<1> == '0' && A:I:F != '000'`, then one of the following behaviors must occur:

- The instruction is UNDEFINED.
- The instruction executes as NOP.
- The instruction behaves as if `imod<1> == '1'`.
- The instruction behaves as if `A:I:F == '000'`.

## T1

15	14	13	12	11	10	9	8	7	6	5	4	3	2	1	0
1	0	1	1	0	1	1	0	0	1	1	im	(0)	A	I	F

### Interrupt disable (im == 1)

```
CPSID{<q>} <iflags> // (Not permitted in IT block)
```

### Interrupt enable (im == 0)

```
CPSIE{<q>} <iflags> // (Not permitted in IT block)
```

```
if A:I:F == '000' then UNPREDICTABLE;
constant enable = (im == '0'); constant disable = (im == '1'); constant changemode = FALSE;
constant affectA = (A == '1'); constant affectI = (I == '1'); constant affectF = (F == '1');
constant bits(5) pemode = bits(5) UNKNOWN;
if InITBlock() then UNPREDICTABLE;
```

## CONSTRAINED UNPREDICTABLE behavior

If `A:I:F == '000'`, then one of the following behaviors must occur:

- The instruction is UNDEFINED.
- The instruction executes as NOP.

## T2

15	14	13	12	11	10	9	8	7	6	5	4	3	2	1	0	15	14	13	12	11	10	9	8	7	6	5	4	3	2	1	0	
1	1	1	1	0	0	1	1	1	0	1	0	(1)	(1)	(1)	(1)	1	0	(0)	0	(0)	imod	M	A	I	F	mode						

### Change mode (imod == 00 && M == 1)

```
CPS{<q>} #<mode> // (Not permitted in IT block)
```

### Interrupt disable (imod == 11 && M == 0)

```
CPSID.W <iflags> // (Not permitted in IT block)
```

### Interrupt disable and change mode (imod == 11 && M == 1)

```
CPSID{<q>} <iflags>, #<mode> // (Not permitted in IT block)
```

### Interrupt enable (imod == 10 && M == 0)

```
CPSIE.W <iflags> // (Not permitted in IT block)
```

### Interrupt enable and change mode (imod == 10 && M == 1)

```
CPSIE{<q>} <iflags>, #<mode> // (Not permitted in IT block)
```

```
if imod == '00' && M == '0' then SEE "Hint instructions";
if mode != '00000' && M == '0' then UNPREDICTABLE;
if (imod<1> == '1' && A:I:F == '000') || (imod<1> == '0' && A:I:F != '000') then UNPREDICTABLE;
constant enable = (imod == '10'); constant disable = (imod == '11');
constant changemode = (M == '1'); constant pemode = mode;
constant affectA = (A == '1'); constant affectI = (I == '1'); constant affectF = (F == '1');
if imod == '01' || InITBlock() then UNPREDICTABLE;
```

## CONSTRAINED UNPREDICTABLE behavior

If `imod == '01'`, then one of the following behaviors must occur:

- The instruction is UNDEFINED.
- The instruction executes as NOP.

If `mode != '00000' && M == '0'`, then one of the following behaviors must occur:

- The instruction is UNDEFINED.
- The instruction executes as NOP.
- The instruction executes with the additional decode: `changemode = TRUE`.
- The instruction executes as described, and the value specified by `mode` is ignored. There are no additional side-effects.

If `imod<1> == '1' && A:I:F == '000'`, then one of the following behaviors must occur:

- The instruction is UNDEFINED.
- The instruction executes as NOP.
- The instruction behaves as if `imod<1> == '0'`.
- The instruction behaves as if `A:I:F` has an UNKNOWN nonzero value.

If `imod<1> == '0' && A:I:F != '000'`, then one of the following behaviors must occur:

- The instruction is UNDEFINED.
- The instruction executes as NOP.
- The instruction behaves as if `imod<1> == '1'`.
- The instruction behaves as if `A:I:F == '000'`.

Hint instructions: In encoding T2, if the `imod` field is 00 and the `M` bit is 0, a hint instruction is encoded. To determine which hint instruction, see [Branches and miscellaneous control](#).

For more information about the CONSTRAINED UNPREDICTABLE behavior of this instruction, see [Architectural Constraints on UNPREDICTABLE behaviors](#).

## Assembler Symbols

<q> See [Standard assembler syntax fields](#).

- <iflags> Is a sequence of one or more of the following, specifying which interrupt mask bits are affected:
- a** Sets the A bit in the instruction, causing the specified effect on *PSTATE.A*, the SError interrupt mask bit.
  - i** Sets the I bit in the instruction, causing the specified effect on *PSTATE.I*, the IRQ interrupt mask bit.
  - f** Sets the F bit in the instruction, causing the specified effect on *PSTATE.F*, the FIQ interrupt mask bit.
- <mode> Is the number of the mode to change to, in the range 0 to 31, encoded in the "mode" field.

## Operation

```

if CurrentInstrSet() == InstrSet_A32 then
    EncodingSpecificOperations();
    if PSTATE.EL != ELO then
        if enable then
            if affectA then PSTATE.A = '0';
            if affectI then PSTATE.I = '0';
            if affectF then PSTATE.F = '0';
        if disable then
            if affectA then PSTATE.A = '1';
            if affectI then PSTATE.I = '1';
            if affectF then PSTATE.F = '1';
        if changemode then
            // AArch32.WriteModeByInstr() sets PSTATE.IL to 1 if this is an illegal mode change.
            AArch32.WriteModeByInstr(pemode);
else
    EncodingSpecificOperations();
    if PSTATE.EL != ELO then
        if enable then
            if affectA then PSTATE.A = '0';
            if affectI then PSTATE.I = '0';
            if affectF then PSTATE.F = '0';
        if disable then
            if affectA then PSTATE.A = '1';
            if affectI then PSTATE.I = '1';
            if affectF then PSTATE.F = '1';
        if changemode then
            // AArch32.WriteModeByInstr() sets PSTATE.IL to 1 if this is an illegal mode change.
            AArch32.WriteModeByInstr(pemode);

```

Internal version only: isa v01\_31, pseudocode v2024-03\_rel ; Build timestamp: 2024-03-25T10:05

Copyright © 2010-2024 Arm Limited or its affiliates. All rights reserved. This document is Non-Confidential.

# CRC32

CRC32 performs a cyclic redundancy check (CRC) calculation on a value held in a general-purpose register. It takes an input CRC value in the first source operand, performs a CRC on the input value in the second source operand, and returns the output CRC value. The second source operand can be 8, 16, or 32 bits. To align with common usage, the bit order of the values is reversed as part of the operation, and the polynomial 0x04C11DB7 is used for the CRC calculation.

In an Armv8.0 implementation, this is an OPTIONAL instruction. From Armv8.1, it is mandatory for all implementations to implement this instruction.

## Note

[ID\\_ISAR5](#).CRC32 indicates whether this instruction is supported in the T32 and A32 instruction sets.

It has encodings from the following instruction sets: A32 ( [A1](#) ) and T32 ( [T1](#) ) .

## A1 (FEAT\_CRC32)

31	30	29	28	27	26	25	24	23	22	21	20	19	18	17	16	15	14	13	12	11	10	9	8	7	6	5	4	3	2	1	0
!= 1111				0	0	0	1	0	sz		0	Rn				Rd				(0)	(0)	0	(0)	0	1	0	0	Rm			
cond										C																					

## CRC32B (sz == 00)

CRC32B{<q>} <Rd>, <Rn>, <Rm>

## CRC32H (sz == 01)

CRC32H{<q>} <Rd>, <Rn>, <Rm>

## CRC32W (sz == 10)

CRC32W{<q>} <Rd>, <Rn>, <Rm>

```
if !IsFeatureImplemented(FEAT_CRC32) then UNDEFINED;
constant d = UInt(Rd); constant n = UInt(Rn); constant m = UInt(Rm);
constant integer size = 8 << UInt(sz);
constant crc32c = (C == '1');
if d == 15 || n == 15 || m == 15 then UNPREDICTABLE;
if size == 64 then UNPREDICTABLE;
if cond != '1110' then UNPREDICTABLE;
```

## CONSTRAINED UNPREDICTABLE behavior

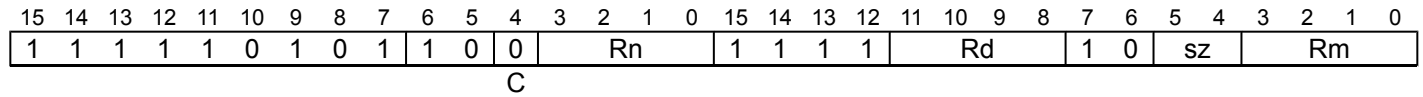
If `size == 64`, then one of the following behaviors must occur:

- The instruction is UNDEFINED.
- The instruction executes as NOP.
- The instruction executes with the additional decode: size = 32;.

If `cond != '1110'`, then one of the following behaviors must occur:

- The instruction is UNDEFINED.
- The instruction executes as NOP.
- The instruction executes unconditionally.
- The instruction executes conditionally.

## T1 (FEAT\_CRC32)



### CRC32B (sz == 00)

```
CRC32B{<q>} <Rd>, <Rn>, <Rm>
```

### CRC32H (sz == 01)

```
CRC32H{<q>} <Rd>, <Rn>, <Rm>
```

### CRC32W (sz == 10)

```
CRC32W{<q>} <Rd>, <Rn>, <Rm>
```

```
if InITBlock() then UNPREDICTABLE;
if !IsFeatureImplemented(FEAT_CRC32) then UNDEFINED;
constant d = UInt(Rd); constant n = UInt(Rn); constant m = UInt(Rm);
constant integer size = 8 << UInt(sz);
constant crc32c = (C == '1');
if d == 15 || n == 15 || m == 15 then UNPREDICTABLE;
if size == 64 then UNPREDICTABLE;
```

## CONSTRAINED UNPREDICTABLE behavior

If `size == 64`, then one of the following behaviors must occur:

- The instruction is UNDEFINED.
- The instruction executes as NOP.
- The instruction executes with the additional decode: `size = 32`.

For more information about the CONSTRAINED UNPREDICTABLE behavior, see [Architectural Constraints on UNPREDICTABLE behaviors](#).

## Assembler Symbols

<q>	See <a href="#">Standard assembler syntax fields</a> . A CRC32 instruction must be unconditional.
<Rd>	Is the general-purpose accumulator output register, encoded in the "Rd" field.
<Rn>	Is the general-purpose accumulator input register, encoded in the "Rn" field.
<Rm>	Is the general-purpose data source register, encoded in the "Rm" field.

## Operation

```
if ConditionPassed() then
    EncodingSpecificOperations();

    constant acc = R[n];           // accumulator
    constant val = R[m]<size-1:0>; // input value
    constant poly = (if crc32c then 0x1EDC6F41 else 0x04C11DB7)<31:0>;
    constant tempacc = BitReverse(acc):Zeros(size);
    constant tempval = BitReverse(val):Zeros(32);
    // Poly32Mod2 on a bitstring does a polynomial Modulus over {0,1} operation
    R[d] = BitReverse(Poly32Mod2(tempacc EOR tempval, poly));
```

## Operational information

If CPSR.DIT is 1 and this instruction passes its condition execution check:

- The execution time of this instruction is independent of:
  - The values of the data supplied in any of its registers.
  - The values of the NZCV flags.
- The response of this instruction to asynchronous exceptions does not vary based on:
  - The values of the data supplied in any of its registers.



- The values of the NZCV flags.

Internal version only: isa v01\_31, pseudocode v2024-03\_rel ; Build timestamp: 2024-03-25T10:05

Copyright © 2010-2024 Arm Limited or its affiliates. All rights reserved. This document is Non-Confidential.

# CRC32C

CRC32C performs a cyclic redundancy check (CRC) calculation on a value held in a general-purpose register. It takes an input CRC value in the first source operand, performs a CRC on the input value in the second source operand, and returns the output CRC value. The second source operand can be 8, 16, or 32 bits. To align with common usage, the bit order of the values is reversed as part of the operation, and the polynomial 0x1EDC6F41 is used for the CRC calculation.

In an Armv8.0 implementation, this is an OPTIONAL instruction. From Armv8.1, it is mandatory for all implementations to implement this instruction.

## Note

[ID\\_ISAR5](#).CRC32 indicates whether this instruction is supported in the T32 and A32 instruction sets.

It has encodings from the following instruction sets: A32 ( [A1](#) ) and T32 ( [T1](#) ) .

## A1 (FEAT\_CRC32)

31	30	29	28	27	26	25	24	23	22	21	20	19	18	17	16	15	14	13	12	11	10	9	8	7	6	5	4	3	2	1	0	
!= 1111				0	0	0	1	0	sz		0	Rn				Rd				(0)		(0)	1	(0)	0	1	0	0	Rm			
cond										C																						

## CRC32CB (sz == 00)

CRC32CB{<q>} <Rd>, <Rn>, <Rm>

## CRC32CH (sz == 01)

CRC32CH{<q>} <Rd>, <Rn>, <Rm>

## CRC32CW (sz == 10)

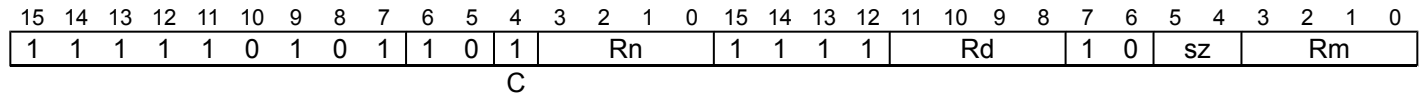
CRC32CW{<q>} <Rd>, <Rn>, <Rm>

```
if !IsFeatureImplemented(FEAT_CRC32) then UNDEFINED;
constant d = UInt(Rd); constant n = UInt(Rn); constant m = UInt(Rm);
constant integer size = 8 << UInt(sz);
constant crc32c = (C == '1');
if d == 15 || n == 15 || m == 15 then UNPREDICTABLE;
if size == 64 then UNPREDICTABLE;
if cond != '1110' then UNPREDICTABLE;
```

## CONSTRAINED UNPREDICTABLE behavior

- If `size == 64`, then one of the following behaviors must occur:
- The instruction is UNDEFINED.
  - The instruction executes as NOP.
  - The instruction executes with the additional decode: size = 32;.
- If `cond != '1110'`, then one of the following behaviors must occur:
- The instruction is UNDEFINED.
  - The instruction executes as NOP.
  - The instruction executes unconditionally.
  - The instruction executes conditionally.

## T1 (FEAT\_CRC32)



### CRC32CB (sz == 00)

```
CRC32CB{<q>} <Rd>, <Rn>, <Rm>
```

### CRC32CH (sz == 01)

```
CRC32CH{<q>} <Rd>, <Rn>, <Rm>
```

### CRC32CW (sz == 10)

```
CRC32CW{<q>} <Rd>, <Rn>, <Rm>
```

```
if InITBlock() then UNPREDICTABLE;
if !IsFeatureImplemented(FEAT_CRC32) then UNDEFINED;
constant d = UInt(Rd); constant n = UInt(Rn); constant m = UInt(Rm);
constant integer size = 8 << UInt(sz);
constant crc32c = (C == '1');
if d == 15 || n == 15 || m == 15 then UNPREDICTABLE;
if size == 64 then UNPREDICTABLE;
```

## CONSTRAINED UNPREDICTABLE behavior

If `size == 64`, then one of the following behaviors must occur:

- The instruction is UNDEFINED.
- The instruction executes as NOP.
- The instruction executes with the additional decode: `size = 32`.

For more information about the CONSTRAINED UNPREDICTABLE behavior, see [Architectural Constraints on UNPREDICTABLE behaviors](#).

## Assembler Symbols

<q>	See <a href="#">Standard assembler syntax fields</a> . A CRC32C instruction must be unconditional.
<Rd>	Is the general-purpose accumulator output register, encoded in the "Rd" field.
<Rn>	Is the general-purpose accumulator input register, encoded in the "Rn" field.
<Rm>	Is the general-purpose data source register, encoded in the "Rm" field.

## Operation

```
if ConditionPassed() then
    EncodingSpecificOperations();

    constant acc = R[n];           // accumulator
    constant val = R[m]<size-1:0>; // input value
    constant poly = (if crc32c then 0x1EDC6F41 else 0x04C11DB7)<31:0>;
    constant tempacc = BitReverse(acc):Zeros(size);
    constant tempval = BitReverse(val):Zeros(32);
    // Poly32Mod2 on a bitstring does a polynomial Modulus over {0,1} operation
    R[d] = BitReverse(Poly32Mod2(tempacc EOR tempval, poly));
```

## Operational information

If CPSR.DIT is 1 and this instruction passes its condition execution check:

- The execution time of this instruction is independent of:
  - The values of the data supplied in any of its registers.
  - The values of the NZCV flags.
- The response of this instruction to asynchronous exceptions does not vary based on:
  - The values of the data supplied in any of its registers.

- The values of the NZCV flags.

Internal version only: isa v01\_31, pseudocode v2024-03\_rel ; Build timestamp: 2024-03-25T10:05

Copyright © 2010-2024 Arm Limited or its affiliates. All rights reserved. This document is Non-Confidential.

# CSDB

Consumption of Speculative Data Barrier is a memory barrier that controls speculative execution arising from data value prediction. For more information and details of the semantics, see [Consumption of Speculative Data Barrier \(CSDB\)](#). It has encodings from the following instruction sets: A32 ( [A1](#) ) and T32 ( [T1](#) ).

## A1

31	30	29	28	27	26	25	24	23	22	21	20	19	18	17	16	15	14	13	12	11	10	9	8	7	6	5	4	3	2	1	0
!= 1111				0	0	1	1	0	0	1	0	0	0	0	0	(1)	(1)	(1)	(1)	(0)	(0)	(0)	(0)	0	0	0	1	0	1	0	0
cond																															

## A1

```
CSDB{<c>}{<q>}

if cond != '1110' then UNPREDICTABLE;           // CSDB must be encoded with AL condition
```

### CONSTRAINED UNPREDICTABLE behavior

If `cond != '1110'`, then one of the following behaviors must occur:

- The instruction is UNDEFINED.
- The instruction executes as NOP.
- The instruction executes unconditionally.
- The instruction executes conditionally.

## T1

15	14	13	12	11	10	9	8	7	6	5	4	3	2	1	0	15	14	13	12	11	10	9	8	7	6	5	4	3	2	1	0
1	1	1	1	0	0	1	1	1	0	1	0	(1)	(1)	(1)	(1)	1	0	(0)	0	(0)	0	0	0	0	0	0	1	0	1	0	0

## T1

```
CSDB{<c>}{<q>}

if InITBlock() then UNPREDICTABLE;
```

### CONSTRAINED UNPREDICTABLE behavior

If `InITBlock()`, then one of the following behaviors must occur:

- The instruction is UNDEFINED.
- The instruction executes as NOP.
- The instruction executes unconditionally.
- The instruction executes conditionally.

For more information about the CONSTRAINED UNPREDICTABLE behavior, see [Architectural Constraints on UNPREDICTABLE behaviors](#).

## Assembler Symbols

- <c> See [Standard assembler syntax fields](#).
- <q> See [Standard assembler syntax fields](#).

## Operation

```
if ConditionPassed() then
    EncodingSpecificOperations();

    ConsumptionOfSpeculativeDataBarrier();
```



# DBG

DBG executes as a NOP. Arm deprecates any use of the DBG instruction.  
It has encodings from the following instruction sets: A32 ( [A1](#) ) and T32 ( [T1](#) ).

## A1

31	30	29	28	27	26	25	24	23	22	21	20	19	18	17	16	15	14	13	12	11	10	9	8	7	6	5	4	3	2	1	0
!= 1111				0	0	1	1	0	0	1	0	0	0	0	0	(1)	(1)	(1)	(1)	(0)	(0)	(0)	(0)	1	1	1	1	option			
cond																															

## A1

```
DBG{<c>}{<q>} #<option>

// DBG executes as a NOP. The 'option' field is ignored
```

## T1

15	14	13	12	11	10	9	8	7	6	5	4	3	2	1	0	15	14	13	12	11	10	9	8	7	6	5	4	3	2	1	0
1	1	1	1	0	0	1	1	1	0	1	0	(1)	(1)	(1)	(1)	1	0	(0)	0	(0)	0	0	0	1	1	1	1	option			

## T1

```
DBG{<c>}{<q>} #<option>

// DBG executes as a NOP. The 'option' field is ignored
```

For more information about the CONSTRAINED UNPREDICTABLE behavior, see [Architectural Constraints on UNPREDICTABLE behaviors](#).

## Assembler Symbols

- <c> See [Standard assembler syntax fields](#).
- <q> See [Standard assembler syntax fields](#).
- <option> Is a 4-bit unsigned immediate, in the range 0 to 15, encoded in the "option" field.

## Operation

```
if ConditionPassed() then
    EncodingSpecificOperations();
```

DCPS1

Debug Change PE State to EL1 allows the debugger to move the PE into EL1 from EL0 or to a specific mode at the current Exception level. DCPS1 is UNDEFINED if any of:

- The PE is in Non-debug state.
- EL2 is implemented, EL2 is implemented and enabled in the current Security state, and any of:
  - EL2 is using AArch32 and HCR.TGE is set to 1.
  - EL2 is using AArch64 and HCR\_EL2.TGE is set to 1.

When the PE executes DCPS1 at EL0, EL1 or EL3:

- If EL3 or EL1 is using AArch32, the PE enters SVC mode and LR\_svc, SPSR\_svc, DLR, and DSPSR become UNKNOWN. If DCPS1 is executed in Monitor mode, SCR.NS is cleared to 0.
- If EL1 is using AArch64, the PE enters EL1 using AArch64, selects SP\_EL1, and ELR\_EL1, ESR\_EL1, SPSR\_EL1, DLR\_EL0 and DSPSR\_EL0 become UNKNOWN.

When the PE executes DCPS1 at EL2 the PE does not change mode, and ELR\_hyp, HSR, SPSR\_hyp, DLR and DSPSR become UNKNOWN.

For more information on the operation of the DCPS<n> instructions, see DCPS.

T1

15	14	13	12	11	10	9	8	7	6	5	4	3	2	1	0	15	14	13	12	11	10	9	8	7	6	5	4	3	2	1	0
1	1	1	1	0	1	1	1	1	0	0	0	1	1	1	1	1	0	0	0	0	0	0	0	0	0	0	0	0	0	0	1

T1

DCPS1

// No additional decoding required.



## Operation

```
if !Halted() then UNDEFINED;

if EL2Enabled() && PSTATE.EL == EL0 then
    constant tge = if ELUsingAArch32(EL2) then HCR.TGE else HCR_EL2.TGE;
    if tge == '1' then UNDEFINED;

if PSTATE.EL != EL0 || ELUsingAArch32(EL1) then
    if PSTATE.M == M32_Monitor then SCR.NS = '0';
    if PSTATE.EL != EL2 then
        AArch32.WriteMode(M32_Svc);
        PSTATE.E = SCTLR.EE;
        if IsFeatureImplemented(FEAT_PAN) && SCTLR.SPAN == '0' then PSTATE.PAN = '1';
        LR_svc = bits(32) UNKNOWN;
        SPSR_svc = bits(32) UNKNOWN;
    else
        PSTATE.E = HSCTLR.EE;
        ELR_hyp = bits(32) UNKNOWN;
        HSR = bits(32) UNKNOWN;
        SPSR_hyp = bits(32) UNKNOWN;

    DLR = bits(32) UNKNOWN;
    DSPSR = bits(32) UNKNOWN;
else // Targeting EL1 using AArch64
    AArch64.MaybeZeroRegisterUppers();
    MaybeZeroSVEUppers(EL1);
    PSTATE.nRW = '0';
    PSTATE.SP = '1';
    PSTATE.EL = EL1;
    if IsFeatureImplemented(FEAT_PAN) && SCTLR_EL1.SPAN == '0' then PSTATE.PAN = '1';
    if IsFeatureImplemented(FEAT_UAO) then PSTATE.UAO = '0';

    ELR_EL1 = bits(64) UNKNOWN;
    ESR_EL1 = bits(64) UNKNOWN;
    SPSR_EL1 = bits(64) UNKNOWN;

    DLR_EL0 = bits(64) UNKNOWN;
    DSPSR_EL0 = bits(64) UNKNOWN;

    // SCTLR_EL1.IESB might be ignored in Debug state.
    if (IsFeatureImplemented(FEAT_IESB) && SCTLR_EL1.IESB == '1' &&
        !ConstrainUnpredictableBool(Unpredictable_IESBinDebug)) then
        SynchronizeErrors();

UpdateEDSCRFIELDS(); // Update EDSCR PE state flags
```

Internal version only: isa v01\_31, pseudocode v2024-03\_rel; Build timestamp: 2024-03-25T10:05

Copyright © 2010-2024 Arm Limited or its affiliates. All rights reserved. This document is Non-Confidential.

# DCPS2

Debug Change PE State to EL2 allows the debugger to move the PE into EL2 from a lower Exception level.

DCPS2 is UNDEFINED if any of:

- The PE is in Non-debug state.
- EL2 is not implemented.
- The PE is in Secure state and any of:
  - Secure EL2 is not implemented.
  - Secure EL2 is implemented and Secure EL2 is disabled.

When the PE executes DCPS2:

- If EL2 is using AArch32, the PE enters Hyp mode and ELR\_hyp, HSR, SPSR\_hyp, DLR and DSPSR become UNKNOWN.
- If EL2 is using AArch64, the PE enters EL2 using AArch64, selects SP\_EL2, and ELR\_EL2, ESR\_EL2, SPSR\_EL2, DLR\_EL0 and DSPSR\_EL0 become UNKNOWN.

For more information on the operation of the DCPS<n> instructions, see [DCPS](#).

## T1

15	14	13	12	11	10	9	8	7	6	5	4	3	2	1	0	15	14	13	12	11	10	9	8	7	6	5	4	3	2	1	0
1	1	1	1	0	1	1	1	1	0	0	0	1	1	1	1	1	0	0	0	0	0	0	0	0	0	0	0	0	0	1	0

## T1

DCPS2

```
if !HaveEL(EL2) then UNDEFINED;
```

### Operation

```
if !Halted() || !EL2Enabled() then UNDEFINED;

if ELUsingAArch32(EL2) then
    AArch32.WriteMode(M32_Hyp);
    PSTATE.E = HSCTLR.EE;

    ELR_hyp = bits(32) UNKNOWN;
    HSR = bits(32) UNKNOWN;
    SPSR_hyp = bits(32) UNKNOWN;

    DLR = bits(32) UNKNOWN;
    DSPSR = bits(32) UNKNOWN;
else
    // Targeting EL2 using AArch64
    AArch64.MaybeZeroRegisterUppers();
    MaybeZeroSVEUppers(EL2);
    PSTATE.nRW = '0';
    PSTATE.SP = '1';
    PSTATE.EL = EL2;
    if IsFeatureImplemented(FEAT_PAN) && SCTLR_EL2.SPAN == '0' && ELIsInHost(EL0) then
        PSTATE.PAN = '1';
    if IsFeatureImplemented(FEAT_UAO) then PSTATE.UAO = '0';

    ELR_EL2 = bits(64) UNKNOWN;
    ESR_EL2 = bits(64) UNKNOWN;
    SPSR_EL2 = bits(64) UNKNOWN;

    DLR_EL0 = bits(64) UNKNOWN;
    DSPSR_EL0 = bits(64) UNKNOWN;

    // SCTLR_EL2.IESB might be ignored in Debug state.
    if (IsFeatureImplemented(FEAT_IESB) && SCTLR_EL2.IESB == '1' &&
        !ConstrainUnpredictableBool(Unpredictable_IESBinDebug)) then
        SynchronizeErrors();

UpdateEDSCRFIELDS(); // Update EDSCR PE state flags
```



DCPS3

Debug Change PE State to EL3 allows the debugger to move the PE into EL3 from a lower Exception level or to a specific mode at the current Exception level.

DCPS3 is UNDEFINED if any of:

- The PE is in Non-debug state.
- EL3 is not implemented.
- EDSCR.SDD is set to 1.

When the PE executes DCPS3:

- If EL3 is using AArch32, the PE enters Monitor mode and LR\_mon, SPSR\_mon, DLR and DSPSR become UNKNOWN. If DCPS3 is executed in Monitor mode, SCR.NS is cleared to 0.
- If EL3 is using AArch64, the PE enters EL3 using AArch64, selects SP\_EL3, and ELR\_EL3, ESR\_EL3, SPSR\_EL3, DLR\_EL0 and DSPSR\_EL0 become UNKNOWN.

For more information on the operation of the DCPS<n> instructions, see [DCPS](#).

T1

15	14	13	12	11	10	9	8	7	6	5	4	3	2	1	0	15	14	13	12	11	10	9	8	7	6	5	4	3	2	1	0
1	1	1	1	0	1	1	1	1	0	0	0	1	1	1	1	1	0	0	0	0	0	0	0	0	0	0	0	0	0	1	1

T1

DCPS3

```
if !HaveEL(EL3) then UNDEFINED;
```

## Operation

```
if !Halted() || EDSCR.SDD == '1' then UNDEFINED;

if ELUsingAArch32(EL3) then
    constant from_secure = CurrentSecurityState() == SS_Secure;
    if PSTATE.M == M32_Monitor then SCR.NS = '0';
    AArch32.WriteMode(M32_Monitor);
    if IsFeatureImplemented(FEAT_PAN) then
        if !from_secure then
            PSTATE.PAN = '0';
        elseif SCTLR.SPAN == '0' then
            PSTATE.PAN = '1';
        PSTATE.E = SCTLR.EE;

    LR_mon = bits(32) UNKNOWN;
    SPSPR_mon = bits(32) UNKNOWN;

    DLR = bits(32) UNKNOWN;
    DSPSR = bits(32) UNKNOWN;
else // Targeting EL3 using AArch64
    AArch64.MaybeZeroRegisterUppers();
    MaybeZeroSVEUppers(EL3);
    PSTATE.nRW = '0';
    PSTATE.SP = '1';
    PSTATE.EL = EL3;
    if IsFeatureImplemented(FEAT_UAO) then PSTATE.UAO = '0';

    ELR_EL3 = bits(64) UNKNOWN;
    ESR_EL3 = bits(64) UNKNOWN;
    SPSPR_EL3 = bits(64) UNKNOWN;

    DLR_EL0 = bits(64) UNKNOWN;
    DSPSR_EL0 = bits(64) UNKNOWN;

    sync_errors = IsFeatureImplemented(FEAT_IESB) && SCTLR_EL3.IESB == '1';
    if IsFeatureImplemented(FEAT_DoubleFault) && EffectiveEA() == '1' && SCR_EL3.NMEA == '1' then
        sync_errors = TRUE;
    // SCTLR_EL3.IESB might be ignored in Debug state.
    if !ConstrainUnpredictableBool(Unpredictable_IESBinDebug) then
        sync_errors = FALSE;
    if sync_errors then SynchronizeErrors();

UpdateEDSCRFields(); // Update EDSCR PE state flags
```

Internal version only: isa v01\_31, pseudocode v2024-03\_rel ; Build timestamp: 2024-03-25T10:05

Copyright © 2010-2024 Arm Limited or its affiliates. All rights reserved. This document is Non-Confidential.

# DMB

Data Memory Barrier is a memory barrier that ensures the ordering of observations of memory accesses, see [Data Memory Barrier \(DMB\)](#). It has encodings from the following instruction sets: A32 ( [A1](#) ) and T32 ( [T1](#) ).

## A1

31	30	29	28	27	26	25	24	23	22	21	20	19	18	17	16	15	14	13	12	11	10	9	8	7	6	5	4	3	2	1	0
1	1	1	1	0	1	0	1	0	1	1	1	(1)	(1)	(1)	(1)	(1)	(1)	(1)	(1)	(0)	(0)	(0)	(0)	0	1	0	1	option			

## A1

```
DMB{<c>}{<q>} {<option>}

// No additional decoding required
```

## T1

15	14	13	12	11	10	9	8	7	6	5	4	3	2	1	0	15	14	13	12	11	10	9	8	7	6	5	4	3	2	1	0
1	1	1	1	0	0	1	1	1	0	1	1	(1)	(1)	(1)	(1)	1	0	(0)	0	(1)	(1)	(1)	(1)	0	1	0	1	option			

## T1

```
DMB{<c>}{<q>} {<option>}

// No additional decoding required
```

For more information about the CONSTRAINED UNPREDICTABLE behavior, see [Architectural Constraints on UNPREDICTABLE behaviors](#).

## Assembler Symbols

- <c>

For encoding A1: see [Standard assembler syntax fields](#). Must be AL or omitted.  
For encoding T1: see [Standard assembler syntax fields](#).
- <q>

See [Standard assembler syntax fields](#).
- <option>

Specifies an optional limitation on the barrier operation. Values are:  
**SY**  
Full system is the required shareability domain, reads and writes are the required access types, both before and after the barrier instruction. Can be omitted. This option is referred to as the full system barrier. Encoded as option = 0b1111.  
**ST**  
Full system is the required shareability domain, writes are the required access type, both before and after the barrier instruction. SYST is a synonym for ST. Encoded as option = 0b1110.  
**LD**  
Full system is the required shareability domain, reads are the required access type before the barrier instruction, and reads and writes are the required access types after the barrier instruction. Encoded as option = 0b1101.  
**ISH**  
Inner Shareable is the required shareability domain, reads and writes are the required access types, both before and after the barrier instruction. Encoded as option = 0b1011.  
**ISHST**  
Inner Shareable is the required shareability domain, writes are the required access type, both before and after the barrier instruction. Encoded as option = 0b1010.  
**ISHLD**  
Inner Shareable is the required shareability domain, reads are the required access type before the barrier instruction, and reads and writes are the required access types after the barrier instruction. Encoded as option = 0b1001.

## NSH

Non-shareable is the required shareability domain, reads and writes are the required access, both before and after the barrier instruction. Encoded as option = 0b0111.

## NSHST

Non-shareable is the required shareability domain, writes are the required access type both before and after the barrier instruction. Encoded as option = 0b0110.

## NSHLD

Non-shareable is the required shareability domain, reads are the required access type before the barrier instruction, and reads and writes are the required access types after the barrier instruction. Encoded as option = 0b0101.

## OSH

Outer Shareable is the required shareability domain, reads and writes are the required access types, both before and after the barrier instruction. Encoded as option = 0b0011.

## OSHST

Outer Shareable is the required shareability domain, writes are the required access type, both before and after the barrier instruction. Encoded as option = 0b0010.

## OSHLD

Outer Shareable is the required shareability domain, reads are the required access type before the barrier instruction, and reads and writes are the required access types after the barrier instruction. Encoded as option = 0b0001.

For more information on whether an access is before or after a barrier instruction, see [Data Memory Barrier \(DMB\)](#). All other encodings of option are reserved. All unsupported and reserved options must execute as a full system DMB operation, but software must not rely on this behavior.

## Note

The instruction supports the following alternative <option> values, but Arm recommends that software does not use these alternative values:

- SH as an alias for ISH.
- SHST as an alias for ISHST.
- UN as an alias for NSH.
- UNST as an alias for NSHST.

## Operation

```
if ConditionPassed() then
    EncodingSpecificOperations();
    MBReqDomain domain;
    MBReqTypes types;
    case option of
        when '0001' domain = MBReqDomain OuterShareable; types = MBReqTypes Reads;
        when '0010' domain = MBReqDomain OuterShareable; types = MBReqTypes Writes;
        when '0011' domain = MBReqDomain OuterShareable; types = MBReqTypes All;
        when '0101' domain = MBReqDomain Nonshareable; types = MBReqTypes Reads;
        when '0110' domain = MBReqDomain Nonshareable; types = MBReqTypes Writes;
        when '0111' domain = MBReqDomain Nonshareable; types = MBReqTypes All;
        when '1001' domain = MBReqDomain InnerShareable; types = MBReqTypes Reads;
        when '1010' domain = MBReqDomain InnerShareable; types = MBReqTypes Writes;
        when '1011' domain = MBReqDomain InnerShareable; types = MBReqTypes All;
        when '1101' domain = MBReqDomain FullSystem; types = MBReqTypes Reads;
        when '1110' domain = MBReqDomain FullSystem; types = MBReqTypes Writes;
        otherwise domain = MBReqDomain FullSystem; types = MBReqTypes All;

    if PSTATE.EL IN {EL0, EL1} && EL2Enabled() then
        if HCR.BSU == '11' then
            domain = MBReqDomain FullSystem;
        if HCR.BSU == '10' && domain != MBReqDomain FullSystem then
            domain = MBReqDomain OuterShareable;
        if HCR.BSU == '01' && domain == MBReqDomain Nonshareable then
            domain = MBReqDomain InnerShareable;

    DataMemoryBarrier(domain, types);
```





DSB

Data Synchronization Barrier is a memory barrier that ensures the completion of memory accesses, see [Data Synchronization Barrier \(DSB\)](#).  
An AArch32 DSB instruction does not require the completion of any AArch64 TLB maintenance instructions, regardless of the nXS qualifier, appearing in program order before the AArch32 DSB.  
It has encodings from the following instruction sets: A32 ( [A1](#) ) and T32 ( [T1](#) ).

A1

31	30	29	28	27	26	25	24	23	22	21	20	19	18	17	16	15	14	13	12	11	10	9	8	7	6	5	4	3	2	1	0	
1	1	1	1	0	1	0	1	0	1	1	1	(1)	(1)	(1)	(1)	(1)	(1)	(1)	(1)	(0)	(0)	(0)	(0)	0	1	0	0	!= 0x00				
																															option	

A1

```
DSB{<c>}{<q>} {<option>}
```

```
// No additional decoding required
```

T1

15	14	13	12	11	10	9	8	7	6	5	4	3	2	1	0	15	14	13	12	11	10	9	8	7	6	5	4	3	2	1	0			
1	1	1	1	0	0	1	1	1	0	1	1	(1)	(1)	(1)	(1)	1	0	(0)	0	(1)	(1)	(1)	(1)	0	1	0	0	!= 0x00						
																															option			

T1

```
DSB{<c>}{<q>} {<option>}
```

```
// No additional decoding required
```

For more information about the CONSTRAINED UNPREDICTABLE behavior, see [Architectural Constraints on UNPREDICTABLE behaviors](#).

Assembler Symbols

- <c>

For encoding A1: see [Standard assembler syntax fields](#). Must be AL or omitted.  
For encoding T1: see [Standard assembler syntax fields](#).
- <q>

See [Standard assembler syntax fields](#).
- <option>

Specifies an optional limitation on the barrier operation. Values are:  
**SY**  
Full system is the required shareability domain, reads and writes are the required access types, both before and after the barrier instruction. Can be omitted. This option is referred to as the full system barrier. Encoded as option = 0b1111.  
**ST**  
Full system is the required shareability domain, writes are the required access type, both before and after the barrier instruction. SYST is a synonym for ST. Encoded as option = 0b1110.  
**LD**  
Full system is the required shareability domain, reads are the required access type before the barrier instruction, and reads and writes are the required access types after the barrier instruction. Encoded as option = 0b1101.  
**ISH**  
Inner Shareable is the required shareability domain, reads and writes are the required access types, both before and after the barrier instruction. Encoded as option = 0b1011.  
**ISHST**  
Inner Shareable is the required shareability domain, writes are the required access type, both before and after the barrier instruction. Encoded as option = 0b1010.

**ISHLD**

Inner Shareable is the required shareability domain, reads are the required access type before the barrier instruction, and reads and writes are the required access types after the barrier instruction. Encoded as option = 0b1001.

**NSH**

Non-shareable is the required shareability domain, reads and writes are the required access, both before and after the barrier instruction. Encoded as option = 0b0111.

**NSHST**

Non-shareable is the required shareability domain, writes are the required access type both before and after the barrier instruction. Encoded as option = 0b0110.

**NSHLD**

Non-shareable is the required shareability domain, reads are the required access type before the barrier instruction, and reads and writes are the required access types after the barrier instruction. Encoded as option = 0b0101.

**OSH**

Outer Shareable is the required shareability domain, reads and writes are the required access types, both before and after the barrier instruction. Encoded as option = 0b0011.

**OSHST**

Outer Shareable is the required shareability domain, writes are the required access type, both before and after the barrier instruction. Encoded as option = 0b0010.

**OSHLD**

Outer Shareable is the required shareability domain, reads are the required access type before the barrier instruction, and reads and writes are the required access types after the barrier instruction. Encoded as option = 0b0001.

For more information on whether an access is before or after a barrier instruction, see [Data Synchronization Barrier \(DSB\)](#). All other encodings of option are reserved, other than the values 0b0000 and 0b0100. All unsupported and reserved options must execute as a full system DSB operation, but software must not rely on this behavior.

**Note**

The value 0b0000 is used to encode SSBB and the value 0b0100 is used to encode PSSBB.

The instruction supports the following alternative <option> values, but Arm recommends that software does not use these alternative values:

- SH as an alias for ISH.
- SHST as an alias for ISHST.
- UN as an alias for NSH.
- UNST as an alias for NSHST.

## Operation

```
if ConditionPassed() then
    EncodingSpecificOperations();
    boolean nXS;
    if IsFeatureImplemented(FEAT_XS) then
        nXS = (PSTATE.EL IN {EL0, EL1} && !ELUsingAArch32(EL2) &&
            IsHCRXEL2Enabled() && HCRX_EL2.FnXS == '1');
    else
        nXS = FALSE;
    MReqDomain domain;
    MReqTypes types;
    case option of
        when '0001' domain = MReqDomain OuterShareable; types = MReqTypes Reads;
        when '0010' domain = MReqDomain OuterShareable; types = MReqTypes Writes;
        when '0011' domain = MReqDomain OuterShareable; types = MReqTypes All;
        when '0101' domain = MReqDomain Nonshareable; types = MReqTypes Reads;
        when '0110' domain = MReqDomain Nonshareable; types = MReqTypes Writes;
        when '0111' domain = MReqDomain Nonshareable; types = MReqTypes All;
        when '1001' domain = MReqDomain InnerShareable; types = MReqTypes Reads;
        when '1010' domain = MReqDomain InnerShareable; types = MReqTypes Writes;
        when '1011' domain = MReqDomain InnerShareable; types = MReqTypes All;
        when '1101' domain = MReqDomain FullSystem; types = MReqTypes Reads;
        when '1110' domain = MReqDomain FullSystem; types = MReqTypes Writes;
    otherwise
        assert !(option IN {'0x00'});
        domain = MReqDomain FullSystem; types = MReqTypes All;

    if PSTATE.EL IN {EL0, EL1} && EL2Enabled() then
        if HCR.BSU == '11' then
            domain = MReqDomain FullSystem;
        if HCR.BSU == '10' && domain != MReqDomain FullSystem then
            domain = MReqDomain OuterShareable;
        if HCR.BSU == '01' && domain == MReqDomain Nonshareable then
            domain = MReqDomain InnerShareable;

    DataSynchronizationBarrier(domain, types, nXS);
```

Internal version only: isa v01\_31, pseudocode v2024-03\_rel ; Build timestamp: 2024-03-25T10:05

Copyright © 2010-2024 Arm Limited or its affiliates. All rights reserved. This document is Non-Confidential.

## EOR, EORS (immediate)

Bitwise Exclusive-OR (immediate) performs a bitwise exclusive-OR of a register value and an immediate value, and writes the result to the destination register.

If the destination register is not the PC, the EORS variant of the instruction updates the condition flags based on the result.

The field descriptions for <Rd> identify the encodings where the PC is permitted as the destination register. Arm deprecates any use of these encodings. However, when the destination register is the PC:

- The EOR variant of the instruction is an interworking branch, see *Pseudocode description of operations on the AArch32 general-purpose registers and the PC*.
- The EORS variant of the instruction performs an exception return without the use of the stack. In this case:
  - The PE branches to the address written to the PC, and restores *PSTATE* from SPSR\_<current\_mode>.
  - The PE checks SPSR\_<current\_mode> for an illegal return event. See *Illegal return events from AArch32 state*.
  - The instruction is UNDEFINED in Hyp mode.
  - The instruction is CONSTRAINED UNPREDICTABLE in User mode and System mode.

It has encodings from the following instruction sets: A32 ( [A1](#) ) and T32 ( [T1](#) ).

### A1

31	30	29	28	27	26	25	24	23	22	21	20	19	18	17	16	15	14	13	12	11	10	9	8	7	6	5	4	3	2	1	0
!= 1111				0	0	1	0	0	0	1	S	Rn				Rd				imm12											
cond																															

### EOR (S == 0)

EOR{<c>}{<q>} {<Rd>}, {<Rn>, #<const>

### EORS (S == 1)

EORS{<c>}{<q>} {<Rd>}, {<Rn>, #<const>

```
constant d = UInt(Rd);  constant n = UInt(Rn);  constant setflags = (S == '1');
constant a32 = TRUE;
constant bits(12) imm = imm12;
```

### T1

15	14	13	12	11	10	9	8	7	6	5	4	3	2	1	0	15	14	13	12	11	10	9	8	7	6	5	4	3	2	1	0	
1	1	1	1	0	i	0	0	1	0	0	S	Rn				0	imm3				Rd				imm8							

### EOR (S == 0)

EOR{<c>}{<q>} {<Rd>}, {<Rn>, #<const>

### EORS (S == 1 && Rd != 1111)

EORS{<c>}{<q>} {<Rd>}, {<Rn>, #<const>

```
if Rd == '1111' && S == '1' then SEE "TEQ (immediate)";
constant d = UInt(Rd);  constant n = UInt(Rn);  constant setflags = (S == '1');
constant a32 = FALSE;
constant bits(12) imm = i:imm3:imm8;
// Armv8-A removes UNPREDICTABLE for R13
if (d == 15 && !setflags) || n == 15 then UNPREDICTABLE;
```

For more information about the CONSTRAINED UNPREDICTABLE behavior, see *Architectural Constraints on UNPREDICTABLE behaviors*.

## Assembler Symbols

<c> See *Standard assembler syntax fields*.

<q>	See <a href="#">Standard assembler syntax fields</a> .
<Rd>	<p>For encoding A1: is the general-purpose destination register, encoded in the "Rd" field. If omitted, this register is the same as &lt;Rn&gt;. Arm deprecates using the PC as the destination register, but if the PC is used:</p> <ul style="list-style-type: none"> <li>For the EOR variant, the instruction is a branch to the address calculated by the operation. This is an interworking branch, see <a href="#">Pseudocode description of operations on the AArch32 general-purpose registers and the PC</a>.</li> <li>For the EORS variant, the instruction performs an exception return, that restores <a href="#">PSTATE</a> from SPSR_&lt;current_mode&gt;.</li> </ul> <p>For encoding T1: is the general-purpose destination register, encoded in the "Rd" field. If omitted, this register is the same as &lt;Rn&gt;.</p>
<Rn>	<p>For encoding A1: is the general-purpose source register, encoded in the "Rn" field. The PC can be used, but this is deprecated.</p> <p>For encoding T1: is the general-purpose source register, encoded in the "Rn" field.</p>
<const>	<p>For encoding A1: an immediate value. See <a href="#">Modified immediate constants in A32 instructions</a> for the range of values.</p> <p>For encoding T1: an immediate value. See <a href="#">Modified immediate constants in T32 instructions</a> for the range of values.</p>

## Operation

```

if ConditionPassed() then
    EncodingSpecificOperations();
    constant (imm32, carry) = (if a32 then A32ExpandImm\_C(imm, PSTATE.C)
                               else T32ExpandImm\_C(imm, PSTATE.C));
    constant result = R[n] EOR imm32;
    if d == 15 then // Can only occur for A32 encoding
        if setflags then
            ALUExceptionReturn(result);
        else
            ALUWritePC(result);
    else
        R[d] = result;
        if setflags then
            PSTATE.N = result<31>;
            PSTATE.Z = IsZeroBit(result);
            PSTATE.C = carry;
            // PSTATE.V unchanged

```

## Operational information

If CPSR.DIT is 1 and this instruction does not use R15 as either its source or destination:

- The execution time of this instruction is independent of:
  - The values of the data supplied in any of its registers.
  - The values of the NZCV flags.
- The response of this instruction to asynchronous exceptions does not vary based on:
  - The values of the data supplied in any of its registers.
  - The values of the NZCV flags.

Internal version only: isa v01\_31, pseudocode v2024-03\_rel ; Build timestamp: 2024-03-25T10:05

Copyright © 2010-2024 Arm Limited or its affiliates. All rights reserved. This document is Non-Confidential.

## EOR, EORS (register)

Bitwise Exclusive-OR (register) performs a bitwise exclusive-OR of a register value and an optionally-shifted register value, and writes the result to the destination register.

If the destination register is not the PC, the EORS variant of the instruction updates the condition flags based on the result.

The field descriptions for <Rd> identify the encodings where the PC is permitted as the destination register. Arm deprecates any use of these encodings. However, when the destination register is the PC:

- The EOR variant of the instruction is an interworking branch, see [Pseudocode description of operations on the AArch32 general-purpose registers and the PC](#).
- The EORS variant of the instruction performs an exception return without the use of the stack. In this case:
  - The PE branches to the address written to the PC, and restores *PSTATE* from SPSR\_<current\_mode>.
  - The PE checks SPSR\_<current\_mode> for an illegal return event. See [Illegal return events from AArch32 state](#).
  - The instruction is UNDEFINED in Hyp mode.
  - The instruction is CONSTRAINED UNPREDICTABLE in User mode and System mode.

It has encodings from the following instruction sets: A32 ( [A1](#) ) and T32 ( [T1](#) and [T2](#) ).

### A1

31	30	29	28	27	26	25	24	23	22	21	20	19	18	17	16	15	14	13	12	11	10	9	8	7	6	5	4	3	2	1	0
!= 1111				0	0	0	0	0	0	1	S	Rn				Rd				imm5					stype		0	Rm			
cond																															

#### EOR, rotate right with extend (S == 0 && imm5 == 00000 && stype == 11)

```
EOR{<c>}{<q>} {<Rd>}, {<Rn>, <Rm>, RRX
```

#### EOR, shift or rotate by value (S == 0 && !(imm5 == 00000 && stype == 11))

```
EOR{<c>}{<q>} {<Rd>}, {<Rn>, <Rm> {, <shift> #<amount>}
```

#### EORS, rotate right with extend (S == 1 && imm5 == 00000 && stype == 11)

```
EORS{<c>}{<q>} {<Rd>}, {<Rn>, <Rm>, RRX
```

#### EORS, shift or rotate by value (S == 1 && !(imm5 == 00000 && stype == 11))

```
EORS{<c>}{<q>} {<Rd>}, {<Rn>, <Rm> {, <shift> #<amount>}
```

```
constant d = UInt(Rd);  constant n = UInt(Rn);  constant m = UInt(Rm);
constant setflags = (S == '1');
constant (shift_t, shift_n) = DecodeImmShift(stype, imm5);
```

### T1

15	14	13	12	11	10	9	8	7	6	5	4	3	2	1	0
0	1	0	0	0	0	0	0	0	1	Rm				Rdn	

### T1

```
EOR<c>{<q>} {<Rdn>}, {<Rdn>, <Rm> // (Inside IT block)
```

```
EORS{<q>} {<Rdn>}, {<Rdn>, <Rm> // (Outside IT block)
```

```
constant d = UInt(Rdn);  constant n = UInt(Rdn);  constant m = UInt(Rm);
constant setflags = !InITBlock();
constant (shift_t, shift_n) = (SRTYPE_LSL, 0);
```

### T2

15	14	13	12	11	10	9	8	7	6	5	4	3	2	1	0	15	14	13	12	11	10	9	8	7	6	5	4	3	2	1	0	
1	1	1	0	1	0	1	0	1	0	0	S	Rn				(0)	imm3				Rd				imm2		stype		Rm			

**EOR, rotate right with extend (S == 0 && imm3 == 000 && imm2 == 00 && stype == 11)**

```
EOR{<c>}{<q>} {<Rd>}, <Rn>, <Rm>, RRX
```

**EOR, shift or rotate by value (S == 0 && !(imm3 == 000 && imm2 == 00 && stype == 11))**

```
EOR<c>.W {<Rd>}, <Rn>, <Rm> // (Inside IT block, and <Rd>, <Rn>, <Rm> can be represented in T1)
```

```
EOR{<c>}{<q>} {<Rd>}, <Rn>, <Rm> {, <shift> #<amount>}
```

**EORS, rotate right with extend (S == 1 && imm3 == 000 && Rd != 1111 && imm2 == 00 && stype == 11)**

```
EORS{<c>}{<q>} {<Rd>}, <Rn>, <Rm>, RRX
```

**EORS, shift or rotate by value (S == 1 && !(imm3 == 000 && imm2 == 00 && stype == 11) && Rd != 1111)**

```
EORS.W {<Rd>}, <Rn>, <Rm> // (Outside IT block, and <Rd>, <Rn>, <Rm> can be represented in T1)
```

```
EORS{<c>}{<q>} {<Rd>}, <Rn>, <Rm> {, <shift> #<amount>}
```

```
if Rd == '1111' && S == '1' then SEE "TEQ (register)";
constant d = UInt(Rd); constant n = UInt(Rn); constant m = UInt(Rm);
constant setflags = (S == '1');
constant (shift_t, shift_n) = DecodeImmShift(stype, imm3:imm2);
// Armv8-A removes UNPREDICTABLE for R13
if (d == 15 && !setflags) || n == 15 || m == 15 then UNPREDICTABLE;
```

For more information about the CONSTRAINED UNPREDICTABLE behavior, see [Architectural Constraints on UNPREDICTABLE behaviors](#).

## Assembler Symbols

<c>	See <a href="#">Standard assembler syntax fields</a> .
<q>	See <a href="#">Standard assembler syntax fields</a> .
<Rdn>	Is the first general-purpose source register and the destination register, encoded in the "Rdn" field.
<Rd>	For encoding A1: is the general-purpose destination register, encoded in the "Rd" field. If omitted, this register is the same as <Rn>. Arm deprecates using the PC as the destination register, but if the PC is used: <ul style="list-style-type: none"> <li>For the EOR variant, the instruction is a branch to the address calculated by the operation. This is an interworking branch, see <a href="#">Pseudocode description of operations on the AArch32 general-purpose registers and the PC</a>.</li> <li>For the EORS variant, the instruction performs an exception return, that restores <a href="#">PSTATE</a> from SPSR_&lt;current_mode&gt;.</li> </ul> For encoding T2: is the general-purpose destination register, encoded in the "Rd" field. If omitted, this register is the same as <Rn>.
<Rn>	For encoding A1: is the first general-purpose source register, encoded in the "Rn" field. The PC can be used, but this is deprecated. For encoding T2: is the first general-purpose source register, encoded in the "Rn" field.
<Rm>	For encoding A1: is the second general-purpose source register, encoded in the "Rm" field. The PC can be used, but this is deprecated. For encoding T1 and T2: is the second general-purpose source register, encoded in the "Rm" field.

<shift> Is the type of shift to be applied to the second source register, encoded in "stype":

stype	<shift>
00	LSL
01	LSR
10	ASR
11	ROR

<amount> For encoding A1: is the shift amount, in the range 1 to 31 (when <shift> = LSL or ROR) or 1 to 32 (when <shift> = LSR or ASR) encoded in the "imm5" field as <amount> modulo 32.

For encoding T2: is the shift amount, in the range 1 to 31 (when <shift> = LSL or ROR) or 1 to 32 (when <shift> = LSR or ASR), encoded in the "imm3:imm2" field as <amount> modulo 32.

In T32 assembly:

- Outside an IT block, if EORS <Rd>, <Rn>, <Rd> has <Rd> and <Rn> both in the range R0-R7, it is assembled using encoding T1 as though EORS <Rd>, <Rn> had been written
- Inside an IT block, if EOR<c> <Rd>, <Rn>, <Rd> has <Rd> and <Rn> both in the range R0-R7, it is assembled using encoding T1 as though EOR<c> <Rd>, <Rn> had been written.

To prevent either of these happening, use the .W qualifier.

## Operation

```
if ConditionPassed() then
    EncodingSpecificOperations();
    constant (shifted, carry) = Shift\_C(R[m], shift_t, shift_n, PSTATE.C);
    constant result = R[n] EOR shifted;
    if d == 15 then // Can only occur for A32 encoding
        if setflags then
            ALUEXceptionReturn(result);
        else
            ALUWritePC(result);
    else
        R[d] = result;
        if setflags then
            PSTATE.N = result<31>;
            PSTATE.Z = IsZeroBit(result);
            PSTATE.C = carry;
            // PSTATE.V unchanged
```

## Operational information

If CPSR.DIT is 1 and this instruction does not use R15 as either its source or destination:

- The execution time of this instruction is independent of:
  - The values of the data supplied in any of its registers.
  - The values of the NZCV flags.
- The response of this instruction to asynchronous exceptions does not vary based on:
  - The values of the data supplied in any of its registers.
  - The values of the NZCV flags.

Internal version only: isa v01\_31, pseudocode v2024-03\_rel ; Build timestamp: 2024-03-25T10:05

Copyright © 2010-2024 Arm Limited or its affiliates. All rights reserved. This document is Non-Confidential.



# EOR, EORS (register-shifted register)

Bitwise Exclusive-OR (register-shifted register) performs a bitwise exclusive-OR of a register value and a register-shifted register value. It writes the result to the destination register, and can optionally update the condition flags based on the result.

## A1

31	30	29	28	27	26	25	24	23	22	21	20	19	18	17	16	15	14	13	12	11	10	9	8	7	6	5	4	3	2	1	0
!= 1111				0	0	0	0	0	0	1	S	Rn				Rd				Rs				0	stype	1	Rm				
cond																															

### Flag setting (S == 1)

```
EORS{<c>}{<q>}{<Rd>,<Rn>,<Rm>,<shift><Rs>
```

### Not flag setting (S == 0)

```
EOR{<c>}{<q>}{<Rd>,<Rn>,<Rm>,<shift><Rs>
```

```
constant d = UInt(Rd);  constant n = UInt(Rn);  constant m = UInt(Rm);  constant s = UInt(Rs);
constant setflags = (S == '1');  constant shift_t = DecodeRegShift(stype);
if d == 15 || n == 15 || m == 15 || s == 15 then UNPREDICTABLE;
```

For more information about the CONSTRAINED UNPREDICTABLE behavior, see [Architectural Constraints on UNPREDICTABLE behaviors](#).

## Assembler Symbols

- <c> See [Standard assembler syntax fields](#).
- <q> See [Standard assembler syntax fields](#).
- <Rd> Is the general-purpose destination register, encoded in the "Rd" field.
- <Rn> Is the first general-purpose source register, encoded in the "Rn" field.
- <Rm> Is the second general-purpose source register, encoded in the "Rm" field.
- <shift> Is the type of shift to be applied to the second source register, encoded in "stype":

stype	<shift>
00	LSL
01	LSR
10	ASR
11	ROR

- <Rs> Is the third general-purpose source register holding a shift amount in its bottom 8 bits, encoded in the "Rs" field.

## Operation

```
if ConditionPassed() then
    EncodingSpecificOperations();
    constant shift_n = UInt(R[s]<7:0>);
    constant (shifted, carry) = Shift_C(R[m], shift_t, shift_n, PSTATE.C);
    constant result = R[n] EOR shifted;
    R[d] = result;
    if setflags then
        PSTATE.N = result<31>;
        PSTATE.Z = IsZeroBit(result);
        PSTATE.C = carry;
    // PSTATE.V unchanged
```

## Operational information

If CPSR.DIT is 1, this instruction has passed its condition execution check, and does not use R15 as either its source or destination:

- The execution time of this instruction is independent of:
  - The values of the data supplied in any of its registers.
  - The values of the NZCV flags.
- The response of this instruction to asynchronous exceptions does not vary based on:
  - The values of the data supplied in any of its registers.
  - The values of the NZCV flags.

Internal version only: isa v01\_31, pseudocode v2024-03\_rel ; Build timestamp: 2024-03-25T10:05

Copyright © 2010-2024 Arm Limited or its affiliates. All rights reserved. This document is Non-Confidential.

# ERET

Exception Return.

The PE branches to the address held in the register holding the preferred return address, and restores *PSTATE* from SPSR\_<current\_mode>.

The register holding the preferred return address is:

- *ELR\_hyp*, when executing in Hyp mode.
- LR, when executing in a mode other than Hyp mode, User mode, or System mode.

The PE checks SPSR\_<current\_mode> for an illegal return event. See *Illegal return events from AArch32 state*.

Exception Return is CONSTRAINED UNPREDICTABLE in User mode and System mode.

In Debug state, the T1 encoding of ERET executes the DRPS operation.

It has encodings from the following instruction sets: A32 ( [A1](#) ) and T32 ( [T1](#) ).

## A1

31	30	29	28	27	26	25	24	23	22	21	20	19	18	17	16	15	14	13	12	11	10	9	8	7	6	5	4	3	2	1	0
!= 1111				0	0	0	1	0	1	1	0	(0)	(0)	(0)	(0)	(0)	(0)	(0)	(0)	(0)	(0)	(0)	(0)	0	1	1	0	(1)	(1)	(1)	(0)
cond																															

## A1

```
ERET{<c>}{<q>}

// No additional decoding required
```

## T1

15	14	13	12	11	10	9	8	7	6	5	4	3	2	1	0	15	14	13	12	11	10	9	8	7	6	5	4	3	2	1	0
1	1	1	1	0	0	1	1	1	1	0	1	1	1	1	0	1	0	(0)	0	(1)	(1)	(1)	(1)	0	0	0	0	0	0	0	0

## T1

```
ERET{<c>}{<q>}

if InITBlock() && !LastInITBlock() then UNPREDICTABLE;
```

For more information about the CONSTRAINED UNPREDICTABLE behavior of this instruction, see *Architectural Constraints on UNPREDICTABLE behaviors*.

## Assembler Symbols

- <c> See *Standard assembler syntax fields*.
- <q> See *Standard assembler syntax fields*.

## Operation

```
if ConditionPassed() then
    EncodingSpecificOperations();
if !Halted() then
    if PSTATE.M IN {M32\_User,M32\_System} then
        UNPREDICTABLE; // UNDEFINED or NOP
    else
        constant new_pc_value = if PSTATE.EL == EL2 then ELR_hyp else R\[14\];
        AArch32.ExceptionReturn(new_pc_value, SPSR\_curr[]);
else // Perform DRPS operation in Debug state
    if PSTATE.M == M32\_User then
        UNDEFINED;
    elseif PSTATE.M == M32\_System then
        UNPREDICTABLE; // UNDEFINED or NOP
    else
        SynchronizeContext();
        DebugRestorePSR();
```

## CONSTRAINED UNPREDICTABLE behavior

If `PSTATE.M IN {M32_User, M32_System}`, then one of the following behaviors must occur:

- The instruction is UNDEFINED.
- The instruction executes as NOP.

Internal version only: isa v01\_31, pseudocode v2024-03\_rel ; Build timestamp: 2024-03-25T10:05

Copyright © 2010-2024 Arm Limited or its affiliates. All rights reserved. This document is Non-Confidential.

ESB

Error Synchronization Barrier is an error synchronization event that might also update DISR and VDISR. This instruction can be used at all Exception levels and in Debug state.

In Debug state, this instruction behaves as if SError interrupts are masked at all Exception levels. For more information, see *RAS PE architecture* and *RAS System architecture*.

If *FEAT\_RAS* is not implemented, this instruction executes as a NOP.

It has encodings from the following instruction sets: A32 ( *A1* ) and T32 ( *T1* ).

A1  
(FEAT\_RAS)

31	30	29	28	27	26	25	24	23	22	21	20	19	18	17	16	15	14	13	12	11	10	9	8	7	6	5	4	3	2	1	0
!= 1111				0	0	1	1	0	0	1	0	0	0	0	0	(1)	(1)	(1)	(1)	(0)	(0)	(0)	(0)	0	0	0	1	0	0	0	0
cond																															

A1

```
ESB{<c>}{<q>}

if !IsFeatureImplemented(FEAT_RAS) then EndOfInstruction();           // Instruction executes as NOP
if cond != '1110' then UNPREDICTABLE;                               // ESB must be encoded with AL
                                                                    // condition
```

CONSTRAINED UNPREDICTABLE behavior

If *cond != '1110'*, then one of the following behaviors must occur:

- The instruction is UNDEFINED.
- The instruction executes as NOP.
- The instruction executes unconditionally.
- The instruction executes conditionally.

T1  
(FEAT\_RAS)

15	14	13	12	11	10	9	8	7	6	5	4	3	2	1	0	15	14	13	12	11	10	9	8	7	6	5	4	3	2	1	0
1	1	1	1	0	0	1	1	1	0	1	0	(1)	(1)	(1)	(1)	1	0	(0)	0	(0)	0	0	0	0	0	0	1	0	0	0	0

T1

```
ESB{<c>}{<q>}

if !IsFeatureImplemented(FEAT_RAS) then EndOfInstruction();           // Instruction executes as NOP
if InITBlock() then UNPREDICTABLE;
```

CONSTRAINED UNPREDICTABLE behavior

If *InITBlock()*, then one of the following behaviors must occur:

- The instruction is UNDEFINED.
- The instruction executes as NOP.
- The instruction executes unconditionally.
- The instruction executes conditionally.

Assembler Symbols

- <c> See *Standard assembler syntax fields*.
- <q> See *Standard assembler syntax fields*.

## Operation

```
if ConditionPassed() then
    EncodingSpecificOperations();

    SynchronizeErrors();
    AArch32.ESBOperation();
    if PSTATE.EL IN {EL0, EL1} && EL2Enabled() then
        AArch32.vESBOperation();
    elsif IsFeatureImplemented(FEAT_E3DSE) && PSTATE.EL != EL3 && !ELUsingAArch32(EL3) then
        AArch64.dESBOperation();
    TakeUnmaskedSErrorInterrupts();
```

Internal version only: isa v01\_31, pseudocode v2024-03\_rel ; Build timestamp: 2024-03-25T10:05

Copyright © 2010-2024 Arm Limited or its affiliates. All rights reserved. This document is Non-Confidential.

HLT

Halting breakpoint causes a software breakpoint to occur.  
Halting breakpoint is always unconditional, even inside an IT block.  
It has encodings from the following instruction sets: A32 ( [A1](#) ) and T32 ( [T1](#) ).

A1

31	30	29	28	27	26	25	24	23	22	21	20	19	18	17	16	15	14	13	12	11	10	9	8	7	6	5	4	3	2	1	0
!= 1111				0	0	0	1	0	0	0	imm12												0	1	1	1	imm4				
cond																															

A1

```
HLT{<q>} {#}<imm>

if EDSCR.HDE == '0' || !HaltingAllowed() then UNDEFINED;
if cond != '1110' then UNPREDICTABLE;      // HLT must be encoded with AL condition
```

CONSTRAINED UNPREDICTABLE behavior

If `cond != '1110'`, then one of the following behaviors must occur:

- The instruction is UNDEFINED.
- The instruction executes as NOP.
- The instruction executes unconditionally.
- The instruction executes conditionally.

T1

15	14	13	12	11	10	9	8	7	6	5	4	3	2	1	0
1	0	1	1	1	0	1	0	1	0	imm6					

T1

```
HLT{<q>} {#}<imm>

if EDSCR.HDE == '0' || !HaltingAllowed() then UNDEFINED;
```

For more information about the CONSTRAINED UNPREDICTABLE behavior of this instruction, see [Architectural Constraints on UNPREDICTABLE behaviors](#).

Assembler Symbols

- <q> See [Standard assembler syntax fields](#). An HLT instruction must be unconditional.
- <imm> For encoding A1: is a 16-bit unsigned immediate, in the range 0 to 65535, encoded in the "imm12:imm4" field. This value is for assembly and disassembly only. It is ignored by the PE, but can be used by a debugger to store more information about the halting breakpoint.  
  
For encoding T1: is a 6-bit unsigned immediate, in the range 0 to 63, encoded in the "imm6" field. This value is for assembly and disassembly only. It is ignored by the PE, but can be used by a debugger to store more information about the halting breakpoint.

Operation

```
EncodingSpecificOperations();
constant boolean is_async = FALSE;
constant FaultRecord fault = NoFault();
Halt(DebugHalt HaltInstruction, is_async, fault);
```





HVC

Hypervisor Call causes a Hypervisor Call exception. For more information, see *Hypervisor Call (HVC) exception*. Software executing at EL1 can use this instruction to call the hypervisor to request a service.

The HVC instruction is UNDEFINED:

- When EL3 is implemented and using AArch64, and *SCR\_EL3.HCE* is set to 0.
- In Non-secure EL1 modes when EL3 is implemented and using AArch32, and *SCR.HCE* is set to 0.
- When EL3 is not implemented and either *HCR\_EL2.HCD* is set to 1 or *HCR.HCD* is set to 1.
- When EL2 is not implemented.
- In Secure state, if EL2 is not enabled in the current Security state.
- In User mode.

The HVC instruction is CONSTRAINED UNPREDICTABLE in Hyp mode when EL3 is implemented and using AArch32, and *SCR.HCE* is set to 0.

On executing an HVC instruction, the *HSR, Hyp Syndrome Register* reports the exception as a Hypervisor Call exception, using the EC value 0x12, and captures the value of the immediate argument, see *Use of the HSR*.

It has encodings from the following instruction sets: A32 ( [A1](#) ) and T32 ( [T1](#) ).

A1

31	30	29	28	27	26	25	24	23	22	21	20	19	18	17	16	15	14	13	12	11	10	9	8	7	6	5	4	3	2	1	0
!= 1111				0	0	0	1	0	1	0	0	imm12												0	1	1	1	imm4			
cond																															

A1

```
HVC{<q>} {#}<imm16>

if cond != '1110' then UNPREDICTABLE;
constant imm16 = imm12:imm4;
```

CONSTRAINED UNPREDICTABLE behavior

If *cond != '1110'*, then one of the following behaviors must occur:

- The instruction is UNDEFINED.
- The instruction executes as NOP.
- The instruction executes unconditionally.
- The instruction executes conditionally.

T1

15	14	13	12	11	10	9	8	7	6	5	4	3	2	1	0	15	14	13	12	11	10	9	8	7	6	5	4	3	2	1	0
1	1	1	1	0	1	1	1	1	1	1	0	imm4				1	0	0	0	imm12											

T1

```
HVC{<q>} {#}<imm16>

constant imm16 = imm4:imm12;
if InITBlock() then UNPREDICTABLE;
```

For more information about the CONSTRAINED UNPREDICTABLE behavior of this instruction, see *Architectural Constraints on UNPREDICTABLE behaviors*.

Assembler Symbols

- <q> See *Standard assembler syntax fields*. An HVC instruction must be unconditional.
- <imm16> For encoding A1: is a 16-bit unsigned immediate, in the range 0 to 65535, encoded in the "imm12:imm4" field. This value is for assembly and disassembly only. It is reported in the HSR but otherwise is ignored by hardware. An HVC handler might interpret imm16, for example to determine the required service.

For encoding T1: is a 16-bit unsigned immediate, in the range 0 to 65535, encoded in the "imm4:imm12" field. This value is for assembly and disassembly only. It is reported in the HSR but otherwise is ignored by hardware. An HVC handler might interpret imm16, for example to determine the required service.

## Operation

```
EncodingSpecificOperations();
if PSTATE.EL IN {EL0, EL3} || !EL2Enabled() then
    UNDEFINED;

bit hvc_enable;
if HaveEL(EL3) then
    if ELUsingAArch32(EL3) && SCR.HCE == '0' && PSTATE.EL == EL2 then
        UNPREDICTABLE;
    else
        hvc_enable = SCR_curr[].HCE;
else
    hvc_enable = if ELUsingAArch32(EL2) then NOT(HCR.HCD) else NOT(HCR_EL2.HCD);

if hvc_enable == '0' then
    UNDEFINED;
else
    AArch32.CallHypervisor(immm16);
```

## CONSTRAINED UNPREDICTABLE behavior

If `ELUsingAArch32(EL3) && SCR.HCE == '0' && PSTATE.EL == EL2`, then one of the following behaviors must occur:

- The instruction is UNDEFINED.
- The instruction executes as NOP.

Internal version only: isa v01\_31, pseudocode v2024-03\_rel ; Build timestamp: 2024-03-25T10:05

Copyright © 2010-2024 Arm Limited or its affiliates. All rights reserved. This document is Non-Confidential.

ISB

Instruction Synchronization Barrier flushes the pipeline in the PE and is a context synchronization event. For more information, see [Instruction Synchronization Barrier \(ISB\)](#).  
It has encodings from the following instruction sets: A32 ( [A1](#) ) and T32 ( [T1](#) ) .

A1

31	30	29	28	27	26	25	24	23	22	21	20	19	18	17	16	15	14	13	12	11	10	9	8	7	6	5	4	3	2	1	0
1	1	1	1	0	1	0	1	0	1	1	1	(1)	(1)	(1)	(1)	(1)	(1)	(1)	(1)	(0)	(0)	(0)	(0)	0	1	1	0	option			

A1

```
ISB{<c>}{<q>} {<option>}  
  
// No additional decoding required
```

T1

15	14	13	12	11	10	9	8	7	6	5	4	3	2	1	0	15	14	13	12	11	10	9	8	7	6	5	4	3	2	1	0
1	1	1	1	0	0	1	1	1	0	1	1	(1)	(1)	(1)	(1)	1	0	(0)	0	(1)	(1)	(1)	(1)	0	1	1	0	option			

T1

```
ISB{<c>}{<q>} {<option>}  
  
// No additional decoding required
```

For more information about the CONSTRAINED UNPREDICTABLE behavior, see [Architectural Constraints on UNPREDICTABLE behaviors](#).

Assembler Symbols

- <c>For encoding A1: see [Standard assembler syntax fields](#). Must be AL or omitted.  
For encoding T1: see [Standard assembler syntax fields](#).
- <q>See [Standard assembler syntax fields](#).
- <option>Specifies an optional limitation on the barrier operation. Values are:  
**SY**Full system barrier operation, encoded as option = 0b1111. Can be omitted.  
  
All other encodings of option are reserved. The corresponding instructions execute as full system barrier operations, but must not be relied upon by software.

Operation

```
if ConditionPassed() then  
    EncodingSpecificOperations();  
    InstructionSynchronizationBarrier();
```

IT

If-Then makes up to four following instructions (the IT block) conditional. The conditions for the instructions in the IT block are the same as, or the inverse of, the condition the `IT` instruction specifies for the first instruction in the block.

The `IT` instruction itself does not affect the condition flags, but the execution of the instructions in the IT block can change the condition flags.

16-bit instructions in the IT block, other than `CMP`, `CMN` and `TST`, do not set the condition flags. An `IT` instruction with the `AL` condition can change the behavior without conditional execution.

The architecture permits exception return to an instruction in the IT block only if the restoration of the `CPSR` restores `PSTATE.IT` to a state consistent with the conditions specified by the `IT` instruction. Any other exception return to an instruction in an IT block is UNPREDICTABLE. Any branch to a target instruction in an IT block is not permitted, and if such a branch is made it is UNPREDICTABLE what condition is used when executing that target instruction and any subsequent instruction in the IT block.

Many uses of the IT instruction are deprecated for performance reasons, and an implementation might include ITD controls that can disable those uses of IT, making them UNDEFINED.

For more information see [Conditional execution](#) and [Conditional instructions](#). The first of these sections includes more information about the ITD controls.

T1

15	14	13	12	11	10	9	8	7	6	5	4	3	2	1	0
1	0	1	1	1	1	1	1	firstcond				!= 0000			
mask															

T1

```
IT{<x>{<y>{<z>}}}{<q>}<cond>

if mask == '0000' then SEE "Related encodings";
if firstcond == '1111' || (firstcond == '1110' && BitCount(mask) != 1) then UNPREDICTABLE;
if InITBlock() then UNPREDICTABLE;
```

CONSTRAINED UNPREDICTABLE behavior

If `firstcond == '1111' || (firstcond == '1110' && BitCount(mask) != 1)`, then one of the following behaviors must occur:

- The instruction is UNDEFINED.
- The instruction executes as `NOP`.
- The '1111' condition is treated as being the same as the '1110' condition, meaning always, and the `ITSTATE` state machine is progressed in the same way as for any other `cond_base` value.

For more information about the CONSTRAINED UNPREDICTABLE behavior of this instruction, see [Architectural Constraints on UNPREDICTABLE behaviors](#).

Related encodings: [Miscellaneous 16-bit instructions](#).

Assembler Symbols

<x>	The condition for the second instruction in the IT block. If omitted, the "mask" field is set to 0b1000. If present it is encoded in the "mask[3]" field: <div><div>T</div><div>firstcond[0]</div><div>E</div><div>NOT firstcond[0]</div></div>
<y>	The condition for the third instruction in the IT block. If omitted and <x> is present, the "mask[2:0]" field is set to 0b100. If <y> is present it is encoded in the "mask[2]" field: <div><div>T</div><div>firstcond[0]</div><div>E</div><div>NOT firstcond[0]</div></div>

<z> The condition for the fourth instruction in the IT block. If omitted and <y> is present, the "mask[1:0]" field is set to 0b10. If <z> is present, the "mask[0]" field is set to 1, and it is encoded in the "mask[1]" field:

**T** firstcond[0]

**E** NOT firstcond[0]

<q> See *Standard assembler syntax fields*.

<cond> The condition for the first instruction in the IT block, encoded in the "firstcond" field. See *Condition codes* for the range of conditions available, and the encodings.

The conditions specified in an `IT` instruction must match those specified in the syntax of the instructions in its IT block. When assembling to A32 code, assemblers check `IT` instruction syntax for validity but do not generate assembled instructions for them. See *Conditional instructions*.

## Operation

```
EncodingSpecificOperations();
AArch32.CheckITEnabled(mask);
PSTATE.IT<7:0> = firstcond:mask;
ShouldAdvanceIT = FALSE;
```

Internal version only: isa v01\_31, pseudocode v2024-03\_rel ; Build timestamp: 2024-03-25T10:05

Copyright © 2010-2024 Arm Limited or its affiliates. All rights reserved. This document is Non-Confidential.

LDA

Load-Acquire Word loads a word from memory and writes it to a register. The instruction also has memory ordering semantics as described in [Load-Acquire, Store-Release](#). For more information about support for shared memory see [Synchronization and semaphores](#). For information about memory accesses see [Memory accesses](#).

It has encodings from the following instruction sets: A32 ( [A1](#) ) and T32 ( [T1](#) ).

A1

31	30	29	28	27	26	25	24	23	22	21	20	19	18	17	16	15	14	13	12	11	10	9	8	7	6	5	4	3	2	1	0
!= 1111				0	0	0	1	1	0	0	1	Rn				Rt				(1)	(1)	0	0	1	0	0	1	(1)	(1)	(1)	(1)
cond																															

A1

```
LDA{<c>}{<q>} <Rt>, [<Rn>]

constant t = UInt(Rt); constant n = UInt(Rn);
if t == 15 || n == 15 then UNPREDICTABLE;
```

T1

15	14	13	12	11	10	9	8	7	6	5	4	3	2	1	0	15	14	13	12	11	10	9	8	7	6	5	4	3	2	1	0
1	1	1	0	1	0	0	0	1	1	0	1	Rn				Rt				(1)	(1)	(1)	(1)	1	0	1	0	(1)	(1)	(1)	(1)

T1

```
LDA{<c>}{<q>} <Rt>, [<Rn>]

constant t = UInt(Rt); constant n = UInt(Rn);
if t == 15 || n == 15 then UNPREDICTABLE;
```

For more information about the CONSTRAINED UNPREDICTABLE behavior, see [Architectural Constraints on UNPREDICTABLE behaviors](#).

Assembler Symbols

- <c> See [Standard assembler syntax fields](#).
- <q> See [Standard assembler syntax fields](#).
- <Rt> Is the general-purpose register to be transferred, encoded in the "Rt" field.
- <Rn> Is the general-purpose base register, encoded in the "Rn" field.

Operation

```
if ConditionPassed() then
    EncodingSpecificOperations();
    constant address = R[n];
    R[t] = MemO[address, 4];
```

Operational information

If CPSR.DIT is 1, the timing of this instruction is insensitive to the value of the data being loaded or stored.

LDAB

Load-Acquire Byte loads a byte from memory, zero-extends it to form a 32-bit word and writes it to a register. The instruction also has memory ordering semantics as described in [Load-Acquire, Store-Release](#).  
For more information about support for shared memory see [Synchronization and semaphores](#). For information about memory accesses see [Memory accesses](#).  
It has encodings from the following instruction sets: A32 ( [A1](#) ) and T32 ( [T1](#) ) .

A1

31	30	29	28	27	26	25	24	23	22	21	20	19	18	17	16	15	14	13	12	11	10	9	8	7	6	5	4	3	2	1	0
!= 1111				0	0	0	1	1	1	0	1	Rn				Rt				(1)	(1)	0	0	1	0	0	1	(1)	(1)	(1)	(1)
cond																															

A1

```
LDAB{<c>}{<q>} <Rt>, [<Rn>]  
  
constant t = UInt(Rt); constant n = UInt(Rn);  
if t == 15 || n == 15 then UNPREDICTABLE;
```

T1

15	14	13	12	11	10	9	8	7	6	5	4	3	2	1	0	15	14	13	12	11	10	9	8	7	6	5	4	3	2	1	0
1	1	1	0	1	0	0	0	1	1	0	1	Rn				Rt				(1)	(1)	(1)	(1)	1	0	0	0	(1)	(1)	(1)	(1)

T1

```
LDAB{<c>}{<q>} <Rt>, [<Rn>]  
  
constant t = UInt(Rt); constant n = UInt(Rn);  
if t == 15 || n == 15 then UNPREDICTABLE;
```

For more information about the CONSTRAINED UNPREDICTABLE behavior, see [Architectural Constraints on UNPREDICTABLE behaviors](#).

Assembler Symbols

- <c> See [Standard assembler syntax fields](#).
- <q> See [Standard assembler syntax fields](#).
- <Rt> Is the general-purpose register to be transferred, encoded in the "Rt" field.
- <Rn> Is the general-purpose base register, encoded in the "Rn" field.

Operation

```
if ConditionPassed() then  
  EncodingSpecificOperations();  
  constant address = R[n];  
  R[t] = ZeroExtend(MemO[address, 1], 32);
```

Operational information

If CPSR.DIT is 1, the timing of this instruction is insensitive to the value of the data being loaded or stored.

LDAEX

Load-Acquire Exclusive Word loads a word from memory, writes it to a register and:

- If the address has the Shared Memory attribute, marks the physical address as exclusive access for the executing PE in a global monitor.
- Causes the executing PE to indicate an active exclusive access in the local monitor.

The instruction also has memory ordering semantics as described in [Load-Acquire, Store-Release](#). For more information about support for shared memory see [Synchronization and semaphores](#). For information about memory accesses see [Memory accesses](#).

It has encodings from the following instruction sets: A32 ( [A1](#) ) and T32 ( [T1](#) ) .

A1

31	30	29	28	27	26	25	24	23	22	21	20	19	18	17	16	15	14	13	12	11	10	9	8	7	6	5	4	3	2	1	0
!= 1111				0	0	0	1	1	0	0	1	Rn				Rt				(1)	(1)	1	0	1	0	0	1	(1)	(1)	(1)	(1)
cond																															

A1

```
LDAEX{<c>}{<q>}<Rt>, [<Rn>]

constant t = UInt(Rt);  constant n = UInt(Rn);
if t == 15 || n == 15 then UNPREDICTABLE;
```

T1

15	14	13	12	11	10	9	8	7	6	5	4	3	2	1	0	15	14	13	12	11	10	9	8	7	6	5	4	3	2	1	0
1	1	1	0	1	0	0	0	1	1	0	1	Rn				Rt				(1)	(1)	(1)	(1)	1	1	1	0	(1)	(1)	(1)	(1)

T1

```
LDAEX{<c>}{<q>}<Rt>, [<Rn>]

constant t = UInt(Rt);  constant n = UInt(Rn);
if t == 15 || n == 15 then UNPREDICTABLE;
```

For more information about the CONSTRAINED UNPREDICTABLE behavior of this instruction, see [Architectural Constraints on UNPREDICTABLE behaviors](#).

Assembler Symbols

- <c> See [Standard assembler syntax fields](#).
- <q> See [Standard assembler syntax fields](#).
- <Rt> Is the general-purpose register to be transferred, encoded in the "Rt" field.
- <Rn> Is the general-purpose base register, encoded in the "Rn" field.

Operation

```
if ConditionPassed() then
    EncodingSpecificOperations();
    constant address = R[n];
    AArch32.SetExclusiveMonitors(address, 4);
    R[t] = MemO[address, 4];
```

Operational information

If CPSR.DIT is 1, the timing of this instruction is insensitive to the value of the data being loaded or stored.





LDAEXB

Load-Acquire Exclusive Byte loads a byte from memory, zero-extends it to form a 32-bit word, writes it to a register and:

- If the address has the Shared Memory attribute, marks the physical address as exclusive access for the executing PE in a global monitor.
- Causes the executing PE to indicate an active exclusive access in the local monitor.

The instruction also has memory ordering semantics as described in *Load-Acquire, Store-Release*. For more information about support for shared memory see *Synchronization and semaphores*. For information about memory accesses see *Memory accesses*.

It has encodings from the following instruction sets: A32 ( [A1](#) ) and T32 ( [T1](#) ) .

A1

31	30	29	28	27	26	25	24	23	22	21	20	19	18	17	16	15	14	13	12	11	10	9	8	7	6	5	4	3	2	1	0
!= 1111				0	0	0	1	1	1	0	1	Rn				Rt				(1)	(1)	1	0	1	0	0	1	(1)	(1)	(1)	(1)
cond																															

A1

LDAEXB{<c>}{<q>} <Rt>, [<Rn>]

```
constant t = UInt(Rt);  constant n = UInt(Rn);
if t == 15 || n == 15 then UNPREDICTABLE;
```

T1

15	14	13	12	11	10	9	8	7	6	5	4	3	2	1	0	15	14	13	12	11	10	9	8	7	6	5	4	3	2	1	0
1	1	1	0	1	0	0	0	1	1	0	1	Rn				Rt				(1)	(1)	(1)	(1)	1	1	0	0	(1)	(1)	(1)	(1)

T1

LDAEXB{<c>}{<q>} <Rt>, [<Rn>]

```
constant t = UInt(Rt);  constant n = UInt(Rn);
if t == 15 || n == 15 then UNPREDICTABLE;
```

For more information about the CONSTRAINED UNPREDICTABLE behavior of this instruction, see *Architectural Constraints on UNPREDICTABLE behaviors*.

Assembler Symbols

- <c> See *Standard assembler syntax fields*.
- <q> See *Standard assembler syntax fields*.
- <Rt> Is the general-purpose register to be transferred, encoded in the "Rt" field.
- <Rn> Is the general-purpose base register, encoded in the "Rn" field.

Operation

```
if ConditionPassed() then
    EncodingSpecificOperations();
    constant address = R[n];
    AArch32.SetExclusiveMonitors(address, 1);
    R[t] = ZeroExtend(MemQ[address, 1], 32);
```

Operational information

If CPSR.DIT is 1, the timing of this instruction is insensitive to the value of the data being loaded or stored.



## LDAEXD

Load-Acquire Exclusive Doubleword loads a doubleword from memory, writes it to two registers and:

- If the address has the Shared Memory attribute, marks the physical address as exclusive access for the executing PE in a global monitor
- Causes the executing PE to indicate an active exclusive access in the local monitor.

The instruction also acts as a barrier instruction with the ordering requirements described in [Load-Acquire, Store-Release](#).

For more information about support for shared memory see [Synchronization and semaphores](#). For information about memory accesses see [Memory accesses](#).

It has encodings from the following instruction sets: A32 ( [A1](#) ) and T32 ( [T1](#) ).

### A1

31	30	29	28	27	26	25	24	23	22	21	20	19	18	17	16	15	14	13	12	11	10	9	8	7	6	5	4	3	2	1	0
!= 1111				0	0	0	1	1	0	1	1	Rn				Rt				(1)	(1)	1	0	1	0	0	1	(1)	(1)	(1)	(1)
cond																															

### A1

LDAEXD{<c>}{<q>} <Rt>, <Rt2>, [<Rn>]

```
constant t = UInt(Rt); constant t2 = t + 1; constant n = UInt(Rn);  
if Rt<0> == '1' || t2 == 15 || n == 15 then UNPREDICTABLE;
```

### CONSTRAINED UNPREDICTABLE behavior

If `Rt<0> == '1'`, then one of the following behaviors must occur:

- The instruction is UNDEFINED.
- The instruction executes as NOP.
- The instruction executes with the additional decode: `t<0> = '0'`.
- The instruction executes with the additional decode: `t2 = t`.
- The instruction executes as described, with no change to its behavior and no additional side effects.

If `Rt == '1110'`, then one of the following behaviors must occur:

- The instruction is UNDEFINED.
- The instruction executes as NOP.
- The instruction is handled as described in [Using R15](#).

### T1

15	14	13	12	11	10	9	8	7	6	5	4	3	2	1	0	15	14	13	12	11	10	9	8	7	6	5	4	3	2	1	0
1	1	1	0	1	0	0	0	1	1	0	1	Rn				Rt				Rt2				1	1	1	1	(1)	(1)	(1)	(1)

### T1

LDAEXD{<c>}{<q>} <Rt>, <Rt2>, [<Rn>]

```
constant t = UInt(Rt); constant t2 = UInt(Rt2); constant n = UInt(Rn);  
if t == 15 || t2 == 15 || t == t2 || n == 15 then UNPREDICTABLE;
```

### CONSTRAINED UNPREDICTABLE behavior

If `t == t2`, then one of the following behaviors must occur:

- The instruction is UNDEFINED.
- The instruction executes as NOP.
- The load instruction executes but the destination register takes an UNKNOWN value.

For more information about the CONSTRAINED UNPREDICTABLE behavior of this instruction, see [Architectural Constraints on UNPREDICTABLE behaviors](#).

## Assembler Symbols

<c>	See <a href="#">Standard assembler syntax fields</a> .
<q>	See <a href="#">Standard assembler syntax fields</a> .
<Rt>	For encoding A1: is the first general-purpose register to be transferred, encoded in the "Rt" field. <Rt> must be even-numbered and not R14. For encoding T1: is the first general-purpose register to be transferred, encoded in the "Rt" field.
<Rt2>	For encoding A1: is the second general-purpose register to be transferred. <Rt2> must be <R(t+1)>. For encoding T1: is the second general-purpose register to be transferred, encoded in the "Rt2" field.
<Rn>	Is the general-purpose base register, encoded in the "Rn" field.

## Operation

```
if ConditionPassed() then
    EncodingSpecificOperations();
    constant address = R[n];
    AArch32.SetExclusiveMonitors(address, 8);
    constant value = MemO[address, 8];
    // Extract words from 64-bit loaded value such that R[t] is
    // loaded from address and R[t2] from address+4.
    R[t]  = if BigEndian(AccessType\_GPR) then value<63:32> else value<31:0>;
    R[t2] = if BigEndian(AccessType\_GPR) then value<31:0>  else value<63:32>;
```

## Operational information

If CPSR.DIT is 1, the timing of this instruction is insensitive to the value of the data being loaded or stored.

Internal version only: isa v01\_31, pseudocode v2024-03\_rel ; Build timestamp: 2024-03-25T10:05

Copyright © 2010-2024 Arm Limited or its affiliates. All rights reserved. This document is Non-Confidential.

# LDAEXH

Load-Acquire Exclusive Halfword loads a halfword from memory, zero-extends it to form a 32-bit word, writes it to a register and:

- If the address has the Shared Memory attribute, marks the physical address as exclusive access for the executing PE in a global monitor.
- Causes the executing PE to indicate an active exclusive access in the local monitor.

The instruction also has memory ordering semantics as described in [Load-Acquire, Store-Release](#). For more information about support for shared memory see [Synchronization and semaphores](#). For information about memory accesses see [Memory accesses](#).

It has encodings from the following instruction sets: A32 ( [A1](#) ) and T32 ( [T1](#) ).

## A1

31	30	29	28	27	26	25	24	23	22	21	20	19	18	17	16	15	14	13	12	11	10	9	8	7	6	5	4	3	2	1	0
!= 1111				0	0	0	1	1	1	1	Rn				Rt				(1)	(1)	1	0	1	0	0	1	(1)	(1)	(1)	(1)	
cond																															

## A1

LDAEXH{<c>}{<q>} <Rt>, [<Rn>]

```
constant t = UInt(Rt);  constant n = UInt(Rn);
if t == 15 || n == 15 then UNPREDICTABLE;
```

## T1

15	14	13	12	11	10	9	8	7	6	5	4	3	2	1	0	15	14	13	12	11	10	9	8	7	6	5	4	3	2	1	0
1	1	1	0	1	0	0	0	1	1	0	1	Rn				Rt				(1)	(1)	(1)	(1)	1	1	0	1	(1)	(1)	(1)	(1)

## T1

LDAEXH{<c>}{<q>} <Rt>, [<Rn>]

```
constant t = UInt(Rt);  constant n = UInt(Rn);
if t == 15 || n == 15 then UNPREDICTABLE;
```

For more information about the CONSTRAINED UNPREDICTABLE behavior of this instruction, see [Architectural Constraints on UNPREDICTABLE behaviors](#).

## Assembler Symbols

- <c> See [Standard assembler syntax fields](#).
- <q> See [Standard assembler syntax fields](#).
- <Rt> Is the general-purpose register to be transferred, encoded in the "Rt" field.
- <Rn> Is the general-purpose base register, encoded in the "Rn" field.

## Operation

```
if ConditionPassed() then
    EncodingSpecificOperations();
    constant address = R[n];
    AArch32.SetExclusiveMonitors(address, 2);
    R[t] = ZeroExtend(MemQ[address, 2], 32);
```

## Operational information

If CPSR.DIT is 1, the timing of this instruction is insensitive to the value of the data being loaded or stored.



LDAH

Load-Acquire Halfword loads a halfword from memory, zero-extends it to form a 32-bit word and writes it to a register. The instruction also has memory ordering semantics as described in *Load-Acquire, Store-Release*.  
For more information about support for shared memory see *Synchronization and semaphores*. For information about memory accesses see *Memory accesses*.  
It has encodings from the following instruction sets: A32 ( [A1](#) ) and T32 ( [T1](#) ) .

A1

31	30	29	28	27	26	25	24	23	22	21	20	19	18	17	16	15	14	13	12	11	10	9	8	7	6	5	4	3	2	1	0
!= 1111				0	0	0	1	1	1	1	Rn				Rt				(1)	(1)	0	0	1	0	0	1	(1)	(1)	(1)	(1)	
cond																															

A1

```
LDAH{<c>}{<q>} <Rt>, [<Rn>]  
  
constant t = UInt(Rt);  constant n = UInt(Rn);  
if t == 15 || n == 15 then UNPREDICTABLE;
```

T1

15	14	13	12	11	10	9	8	7	6	5	4	3	2	1	0	15	14	13	12	11	10	9	8	7	6	5	4	3	2	1	0
1	1	1	0	1	0	0	0	1	1	0	1	Rn				Rt				(1)	(1)	(1)	(1)	1	0	0	1	(1)	(1)	(1)	(1)

T1

```
LDAH{<c>}{<q>} <Rt>, [<Rn>]  
  
constant t = UInt(Rt);  constant n = UInt(Rn);  
if t == 15 || n == 15 then UNPREDICTABLE;
```

For more information about the CONSTRAINED UNPREDICTABLE behavior, see *Architectural Constraints on UNPREDICTABLE behaviors*.

Assembler Symbols

- <c> See *Standard assembler syntax fields*.
- <q> See *Standard assembler syntax fields*.
- <Rt> Is the general-purpose register to be transferred, encoded in the "Rt" field.
- <Rn> Is the general-purpose base register, encoded in the "Rn" field.

Operation

```
if ConditionPassed() then  
    EncodingSpecificOperations();  
    constant address = R[n];  
    R[t] = ZeroExtend(MemO[address, 2], 32);
```

Operational information

If CPSR.DIT is 1, the timing of this instruction is insensitive to the value of the data being loaded or stored.



## LDC (immediate)

Load data to System register (immediate) calculates an address from a base register value and an immediate offset, loads a word from memory, and writes it to the *DBGDTRTXint* System register. It can use offset, post-indexed, pre-indexed, or unindexed addressing. For information about memory accesses, see *Memory accesses*.

In an implementation that includes EL2, the permitted LDC access to *DBGDTRTXint* can be trapped to Hyp mode, meaning that an attempt to execute an LDC instruction in a Non-secure mode other than Hyp mode, that would be permitted in the absence of the Hyp trap controls, generates a Hyp Trap exception. For more information, see *HDCR.TDA*.

For simplicity, the LDC pseudocode does not show this possible trap to Hyp mode.

It has encodings from the following instruction sets: A32 ( [A1](#) ) and T32 ( [T1](#) ).

### A1

31	30	29	28	27	26	25	24	23	22	21	20	19	18	17	16	15	14	13	12	11	10	9	8	7	6	5	4	3	2	1	0
!= 1111				1	1	0	P	U	0	W	1	!= 1111				0	1	0	1	1	1	1	0	imm8							
cond												Rn																			

#### Offset (P == 1 && W == 0)

```
LDC{<c>}{<q>} p14, c5, [<Rn>{, # {+/-}<imm>}]
```

#### Post-indexed (P == 0 && W == 1)

```
LDC{<c>}{<q>} p14, c5, [<Rn>], # {+/-}<imm>
```

#### Pre-indexed (P == 1 && W == 1)

```
LDC{<c>}{<q>} p14, c5, [<Rn>, # {+/-}<imm>]!
```

#### Unindexed (P == 0 && U == 1 && W == 0)

```
LDC{<c>}{<q>} p14, c5, [<Rn>], <option>
```

```
if Rn == '1111' then SEE "LDC (literal)";
if P == '0' && U == '0' && W == '0' then UNDEFINED;
constant n = UInt(Rn); constant cp = 14;
constant imm32 = ZeroExtend(imm8:'00', 32); constant index = (P == '1');
constant add = (U == '1'); constant wback = (W == '1');
```

### T1

15	14	13	12	11	10	9	8	7	6	5	4	3	2	1	0	15	14	13	12	11	10	9	8	7	6	5	4	3	2	1	0
1	1	1	0	1	1	0	P	U	0	W	1	!= 1111				0	1	0	1	1	1	1	0	imm8							
Rn																															

Offset (P == 1 && W == 0)

```
LDC{<c>}{<q>} p14, c5, [<Rn>{, #+/-><imm>}]
```

Post-indexed (P == 0 && W == 1)

```
LDC{<c>}{<q>} p14, c5, [<Rn>], #+/-><imm>
```

Pre-indexed (P == 1 && W == 1)

```
LDC{<c>}{<q>} p14, c5, [<Rn>, #+/-><imm>]!
```

Unindexed (P == 0 && U == 1 && W == 0)

```
LDC{<c>}{<q>} p14, c5, [<Rn>], <option>
```

```
if Rn == '1111' then SEE "LDC (literal)";
if P == '0' && U == '0' && W == '0' then UNDEFINED;
constant n = UInt(Rn); constant cp = 14;
constant imm32 = ZeroExtend(imm8:'00', 32); constant index = (P == '1');
constant add = (U == '1'); constant wback = (W == '1');
```

Assembler Symbols

- <c> See *Standard assembler syntax fields*.
- <q> See *Standard assembler syntax fields*.
- <Rn> Is the general-purpose base register, encoded in the "Rn" field. If the PC is used, see *LDC (literal)*.
- <option> Is an 8-bit immediate, in the range 0 to 255 enclosed in { }, encoded in the "imm8" field. The value of this field is ignored when executing this instruction.
- +/- Specifies the offset is added to or subtracted from the base register, defaulting to + if omitted and encoded in "U":

U	+/-
0	-
1	+
- <imm> Is the immediate offset used for forming the address, a multiple of 4 in the range 0-1020, defaulting to 0 and encoded in the "imm8" field, as <imm>/4.

Operation

```
if ConditionPassed() then
    EncodingSpecificOperations();
    constant offset_addr = if add then (R[n] + imm32) else (R[n] - imm32);
    constant address = if index then offset_addr else R[n];

    // System register write to DBGDTRTXint.
    AArch32.SysRegWriteM(cp, ThisInstr(), address);

    if wback then R[n] = offset_addr;
```

Operational information

If CPSR.DIT is 1, the timing of this instruction is insensitive to the value of the data being loaded or stored.

## LDC (literal)

Load data to System register (literal) calculates an address from the PC value and an immediate offset, loads a word from memory, and writes it to the [DBGDTRTXint](#) System register. For information about memory accesses, see [Memory accesses](#).

In an implementation that includes EL2, the permitted LDC access to [DBGDTRTXint](#) can be trapped to Hyp mode, meaning that an attempt to execute an LDC instruction in a Non-secure mode other than Hyp mode, that would be permitted in the absence of the Hyp trap controls, generates a Hyp Trap exception. For more information, see [HDCR](#) TDA.

For simplicity, the LDC pseudocode does not show this possible trap to Hyp mode.

It has encodings from the following instruction sets: A32 ( [A1](#) ) and T32 ( [T1](#) ).

### A1

31	30	29	28	27	26	25	24	23	22	21	20	19	18	17	16	15	14	13	12	11	10	9	8	7	6	5	4	3	2	1	0
!= 1111				1	1	0	P	U	0	W	1	1	1	1	1	0	1	0	1	1	1	1	0	imm8							
cond																															

### A1 (!!(P == 0 && U == 0 && W == 0))

```
LDC{<c>}{<q>} p14, c5, <label>
```

```
LDC{<c>}{<q>} p14, c5, [PC, #{+/-}<imm>]
```

```
LDC{<c>}{<q>} p14, c5, [PC], <option>
```

```
if P == '0' && U == '0' && W == '0' then UNDEFINED;
constant index = (P == '1'); constant add = (U == '1'); constant cp = 14;
constant imm32 = ZeroExtend(imm8:'00', 32);
if W == '1' || (P == '0' && CurrentInstrSet() != InstrSet_A32) then UNPREDICTABLE;
```

### CONSTRAINED UNPREDICTABLE behavior

If  $\bar{W} == '1'$ , then one of the following behaviors must occur:

- The instruction is UNDEFINED.
- The instruction executes as NOP.
- The instruction executes without writeback of the base address.
- The instruction uses the addressing mode described in the equivalent immediate offset instruction.

### T1

15	14	13	12	11	10	9	8	7	6	5	4	3	2	1	0	15	14	13	12	11	10	9	8	7	6	5	4	3	2	1	0								
1	1	1	0	1	1	0	P	U	0	W	1	1	1	1	1	0	1	0	1	1	1	1	0	imm8															

### T1 (!!(P == 0 && U == 0 && W == 0))

```
LDC{<c>}{<q>} p14, c5, <label>
```

```
LDC{<c>}{<q>} p14, c5, [PC, #{+/-}<imm>]
```

```
if P == '0' && U == '0' && W == '0' then UNDEFINED;
constant index = (P == '1'); constant add = (U == '1'); constant cp = 14;
constant imm32 = ZeroExtend(imm8:'00', 32);
if W == '1' || (P == '0' && CurrentInstrSet() != InstrSet_A32) then UNPREDICTABLE;
```

### CONSTRAINED UNPREDICTABLE behavior

If  $\bar{W} == '1' \mid \mid P == '0'$ , then one of the following behaviors must occur:

- The instruction is UNDEFINED.
- The instruction executes as NOP.
- The instruction executes without writeback of the base address.
- The instruction executes as LDC (immediate) with writeback to the PC. The instruction is handled as described in [Using R15](#).

Assembler Symbols

- <c>See [Standard assembler syntax fields](#).
- <q>See [Standard assembler syntax fields](#).
- <option>Is an 8-bit immediate, in the range 0 to 255 enclosed in { }, encoded in the "imm8" field. The value of this field is ignored when executing this instruction.
- <label>The label of the literal data item that is to be loaded into <Rt>. The assembler calculates the required value of the offset from the Align(PC, 4) value of the instruction to this label. Permitted values of the offset are multiples of 4 in the range -1020 to 1020.  
If the offset is zero or positive, imm32 is equal to the offset and add == TRUE (encoded as U == 1).  
If the offset is negative, imm32 is equal to minus the offset and add == FALSE (encoded as U == 0).
- +/-Specifies the offset is added to or subtracted from the base register, defaulting to + if omitted and encoded in "U":

U	+/-
0	-
1	+
- <imm>Is the immediate offset used for forming the address, a multiple of 4 in the range 0-1020, defaulting to 0 and encoded in the "imm8" field, as <imm>/4.

The alternative syntax permits the addition or subtraction of the offset and the immediate offset to be specified separately, including permitting a subtraction of 0 that cannot be specified using the normal syntax. For more information, see [Use of labels in UAL instruction syntax](#).

Operation

```
if ConditionPassed() then
    EncodingSpecificOperations();
    constant offset_addr = if add then (Align(PC32,4) + imm32) else (Align(PC32,4) - imm32);
    constant address = if index then offset_addr else Align(PC32,4);

    // System register write to DBGDTRTXint.
    AArch32.SysRegWriteM(cp, ThisInstr(), address);
```

Operational information

If CPSR.DIT is 1, the timing of this instruction is insensitive to the value of the data being loaded or stored.

LDM (exception return)

Load Multiple (exception return) loads multiple registers from consecutive memory locations using an address from a base register. The *SPSR* of the current mode is copied to the *CPSR*. An address adjusted by the size of the data loaded can optionally be written back to the base register.

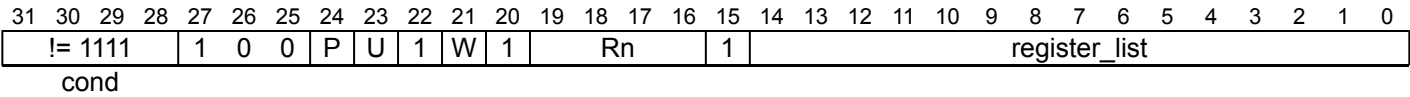
The registers loaded include the PC. The word loaded for the PC is treated as an address and a branch occurs to that address.

The PE checks the encoding that is copied to the *CPSR* for an illegal return event. See *Illegal return events from AArch32 state*.

Load Multiple (exception return) is:

- UNDEFINED in Hyp mode.
- UNPREDICTABLE in debug state, and in User mode and System mode.

A1



A1

```
LDM{<amode>} {<c>} {<q>} <Rn>{!}, <registers_with_pc>^

constant n = UInt(Rn);  constant registers = register_list;
constant wback = (W == '1');  constant increment = (U == '1');  constant wordhigher = (P == U);
if n == 15 then UNPREDICTABLE;
if wback && registers<n> == '1' then UNPREDICTABLE;
```

CONSTRAINED UNPREDICTABLE behavior

If `wback && registers<n> == '1'`, then one of the following behaviors must occur:

- The instruction is UNDEFINED.
- The instruction executes as NOP.
- The instruction performs all the loads using the specified addressing mode and the content of the register being written back is UNKNOWN. In addition, if an exception occurs during the execution of this instruction, the base address might be corrupted so that the instruction cannot be repeated.

For more information about the CONSTRAINED UNPREDICTABLE behavior of this instruction, see *Architectural Constraints on UNPREDICTABLE behaviors*.

Assembler Symbols

<amode>	is one of:
DA	Decrement After. The consecutive memory addresses end at the address in the base register. Encoded as P = 0, U = 0.
FA	Full Ascending. For this instruction, a synonym for DA.
DB	Decrement Before. The consecutive memory addresses end one word below the address in the base register. Encoded as P = 1, U = 0.
EA	Empty Ascending. For this instruction, a synonym for DB.
IA	Increment After. The consecutive memory addresses start at the address in the base register. This is the default. Encoded as P = 0, U = 1.
FD	Full Descending. For this instruction, a synonym for IA.
IB	Increment Before. The consecutive memory addresses start one word above the address in the base register. Encoded as P = 1, U = 1.

## ED

Empty Descending. For this instruction, a synonym for IB.

<c> See [Standard assembler syntax fields](#).

<q> See [Standard assembler syntax fields](#).

<Rn> Is the general-purpose base register, encoded in the "Rn" field.

! The address adjusted by the size of the data loaded is written back to the base register. If specified, it is encoded in the "W" field as 1, otherwise this field defaults to 0.

<registers\_with\_pc> Is a list of one or more registers, separated by commas and surrounded by { and }. It specifies the set of registers to be loaded. The registers are loaded with the lowest-numbered register from the lowest memory address, through to the highest-numbered register from the highest memory address. The PC must be specified in the register list, and the instruction causes a branch to the address (data) loaded into the PC. See also [Encoding of lists of general-purpose registers and the PC](#).

Instructions with similar syntax but without the PC included in the registers list are described in [LDM \(User registers\)](#).

## Operation

```
if ConditionPassed() then
    EncodingSpecificOperations();
if PSTATE.EL == EL2 then
    UNDEFINED;
elseif PSTATE.M IN {M32_User, M32_System} then
    UNPREDICTABLE; // UNDEFINED or NOP
else
    constant length = 4*BitCount(registers) + 4;
    address = if increment then R[n] else R[n]-length;
    if wordhigher then address = address+4;

    for i = 0 to 14
        if registers<i> == '1' then
            R[i] = MemS[address,4]; address = address + 4;
    constant new_pc_value = MemS[address,4];

    if wback && registers<n> == '0' then
        R[n] = if increment then R[n]+length else R[n]-length;
    if wback && registers<n> == '1' then
        R[n] = bits(32) UNKNOWN;

    AArch32.ExceptionReturn(new_pc_value, SPSR_curr[]);
```

## CONSTRAINED UNPREDICTABLE behavior

If `PSTATE.M IN {M32_User, M32_System}`, then one of the following behaviors must occur:

- The instruction is UNDEFINED.
- The instruction executes as NOP.

## Operational information

If CPSR.DIT is 1, the timing of this instruction is insensitive to the value of the data being loaded or stored.

Internal version only: isa v01\_31, pseudocode v2024-03\_rel ; Build timestamp: 2024-03-25T10:05

Copyright © 2010-2024 Arm Limited or its affiliates. All rights reserved. This document is Non-Confidential.

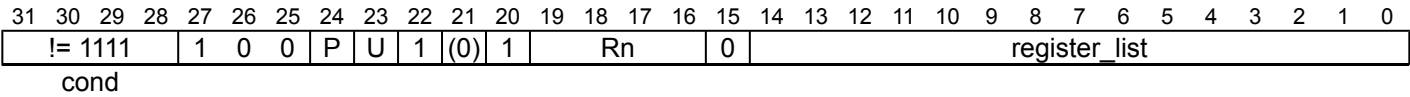
LDM (User registers)

In an EL1 mode other than System mode, Load Multiple (User registers) loads multiple User mode registers from consecutive memory locations using an address from a base register. The registers loaded cannot include the PC. The PE reads the base register value normally, using the current mode to determine the correct Banked version of the register. This instruction cannot writeback to the base register.

Load Multiple (User registers) is UNDEFINED in Hyp mode, and UNPREDICTABLE in User and System modes.

Armv8.2 permits the deprecation of some Load Multiple ordering behaviors in AArch32 state, for more information see [FEAT\\_LSMAOC](#).

A1



A1

```
LDM{<amode>}{<c>}{<q>} <Rn>, <registers_without_pc>^

constant n = UInt(Rn);  constant registers = register_list;  constant increment = (U == '1');
constant wordhigher = (P == U);
if n == 15 || BitCount(registers) < 1 then UNPREDICTABLE;
```

CONSTRAINED UNPREDICTABLE behavior

- If `BitCount(registers) < 1`, then one of the following behaviors must occur:
- The instruction is UNDEFINED.
  - The instruction executes as NOP.
  - The instruction operates as an LDM with the same addressing mode but targeting an unspecified set of registers. These registers might include R15.

For more information about the CONSTRAINED UNPREDICTABLE behavior of this instruction, see [Architectural Constraints on UNPREDICTABLE behaviors](#).

Assembler Symbols

<amode>	is one of:
DA	Decrement After. The consecutive memory addresses end at the address in the base register. Encoded as P = 0, U = 0.
FA	Full Ascending. For this instruction, a synonym for DA.
DB	Decrement Before. The consecutive memory addresses end one word below the address in the base register. Encoded as P = 1, U = 0.
EA	Empty Ascending. For this instruction, a synonym for DB.
IA	Increment After. The consecutive memory addresses start at the address in the base register. This is the default. Encoded as P = 0, U = 1.
FD	Full Descending. For this instruction, a synonym for IA.
IB	Increment Before. The consecutive memory addresses start one word above the address in the base register. Encoded as P = 1, U = 1.
ED	Empty Descending. For this instruction, a synonym for IB.
<c>	See <a href="#">Standard assembler syntax fields</a> .

<q> See *Standard assembler syntax fields*.

<Rn> Is the general-purpose base register, encoded in the "Rn" field.

<registers\_without\_pc> Is a list of one or more registers, separated by commas and surrounded by { and }. It specifies the set of registers to be loaded by the LDM instruction. The registers are loaded with the lowest-numbered register from the lowest memory address, through to the highest-numbered register from the highest memory address. The PC must not be in the register list. See also *Encoding of lists of general-purpose registers and the PC*.

Instructions with similar syntax but with the PC included in <registers\_without\_pc> are described in *LDM (exception return)*.

## Operation

```
if ConditionPassed() then
    EncodingSpecificOperations();
    if PSTATE.EL == EL2 then UNDEFINED;
    elsif PSTATE.M IN {M32_User, M32_System} then UNPREDICTABLE;
    else
        constant length = 4*BitCount(registers);
        address = if increment then R[n] else R[n]-length;
        if wordhigher then address = address+4;
        for i = 0 to 14
            if registers<i> == '1' then // Load User mode register
                Rmode[i, M32_User] = MemS[address,4]; address = address + 4;
```

## CONSTRAINED UNPREDICTABLE behavior

If PSTATE.M IN {M32\_User, M32\_System}, then one of the following behaviors must occur:

- The instruction is UNDEFINED.
- The instruction executes as NOP.
- The instruction operates as an LDM with the same addressing mode but targeting an unspecified set of registers. These registers might include R15.

## Operational information

If CPSR.DIT is 1, the timing of this instruction is insensitive to the value of the data being loaded or stored.

Internal version only: isa v01\_31, pseudocode v2024-03\_rel ; Build timestamp: 2024-03-25T10:05

Copyright © 2010-2024 Arm Limited or its affiliates. All rights reserved. This document is Non-Confidential.



## LDM, LDMIA, LDMFD

Load Multiple (Increment After, Full Descending) loads multiple registers from consecutive memory locations using an address from a base register. The consecutive memory locations start at this address, and the address just above the highest of those locations can optionally be written back to the base register.

The lowest-numbered register is loaded from the lowest memory address, through to the highest-numbered register from the highest memory address. See also [Encoding of lists of general-purpose registers and the PC](#).

Armv8.2 permits the deprecation of some Load Multiple ordering behaviors in AArch32 state, for more information see [FEAT LSMAOC](#). The registers loaded can include the PC, causing a branch to a loaded address. This is an interworking branch, see [Pseudocode description of operations on the AArch32 general-purpose registers and the PC](#). Related system instructions are [LDM \(User registers\)](#) and [LDM \(exception return\)](#).

This instruction is used by the alias [POP \(multiple registers\)](#).

It has encodings from the following instruction sets: A32 ([A1](#)) and T32 ([T1](#) and [T2](#)).

### A1

31	30	29	28	27	26	25	24	23	22	21	20	19	18	17	16	15	14	13	12	11	10	9	8	7	6	5	4	3	2	1	0
!= 1111				1	0	0	0	1	0	W	1	Rn				register_list															
cond																															

### A1

```
LDM{IA}{<c>}{<q>} <Rn>{!}, <registers> // (Preferred syntax)
```

```
LDMFD{<c>}{<q>} <Rn>{!}, <registers> // (Alternate syntax, Full Descending stack)
```

```
constant n = UInt(Rn); constant registers = register_list; constant wback = (W == '1');  
if n == 15 || BitCount(registers) < 1 then UNPREDICTABLE;  
if wback && registers<n> == '1' then UNPREDICTABLE;
```

## CONSTRAINED UNPREDICTABLE behavior

If `BitCount(registers) < 1`, then one of the following behaviors must occur:

- The instruction is UNDEFINED.
- The instruction executes as NOP.
- The instruction executes as LDM with the same addressing mode but targeting an unspecified set of registers. These registers might include R15. If the instruction specifies writeback, the modification to the base address on writeback might differ from the number of registers loaded.

If `wback && registers<n> == '1'`, then one of the following behaviors must occur:

- The instruction is UNDEFINED.
- The instruction executes as NOP.
- The instruction performs all of the loads using the specified addressing mode and the content of the register that is written back is UNKNOWN. In addition, if an exception occurs during such an instruction, the base address might be corrupted so that the instruction cannot be repeated.

### T1

15	14	13	12	11	10	9	8	7	6	5	4	3	2	1	0
1	1	0	0	1	Rn				register_list						

### T1

```
LDM{IA}{<c>}{<q>} <Rn>{!}, <registers> // (Preferred syntax)
```

```
LDMFD{<c>}{<q>} <Rn>{!}, <registers> // (Alternate syntax, Full Descending stack)
```

```
constant n = UInt(Rn); constant registers = '00000000':register_list;  
constant wback = (registers<n> == '0');  
if BitCount(registers) < 1 then UNPREDICTABLE;
```

CONSTRAINED UNPREDICTABLE behavior

If BitCount(registers) < 1, then one of the following behaviors must occur:

- The instruction is UNDEFINED.
- The instruction executes as NOP.
- The instruction executes as LDM with the same addressing mode but targeting an unspecified set of registers. These registers might include R15. If the instruction specifies writeback, the modification to the base address on writeback might differ from the number of registers loaded.

T2

15	14	13	12	11	10	9	8	7	6	5	4	3	2	1	0	15	14	13	12	11	10	9	8	7	6	5	4	3	2	1	0
1	1	1	0	1	0	0	0	1	0	W	1				Rn	P	M														register_list

T2

```
LDM{IA}{<c>}.W <Rn>{!}, <registers> // (Preferred syntax, if <Rn>, '!' and <registers> can be represented
LDMFD{<c>}.W <Rn>{!}, <registers> // (Alternate syntax, Full Descending stack, if <Rn>, '!' and <register
LDM{IA}{<c>}{<q>} <Rn>{!}, <registers> // (Preferred syntax)
LDMFD{<c>}{<q>} <Rn>{!}, <registers> // (Alternate syntax, Full Descending stack)
```

```
constant n = UInt(Rn); constant registers = P:M:register_list; constant wback = (W == '1');
if n == 15 || BitCount(registers) < 2 || (P == '1' && M == '1') then UNPREDICTABLE;
if wback && registers<n> == '1' then UNPREDICTABLE;
if registers<13> == '1' then UNPREDICTABLE;
if registers<15> == '1' && InITBlock() && !LastInITBlock() then UNPREDICTABLE;
```

CONSTRAINED UNPREDICTABLE behavior

If BitCount(registers) < 1, then one of the following behaviors must occur:

- The instruction is UNDEFINED.
- The instruction executes as NOP.
- The instruction executes as LDM with the same addressing mode but targeting an unspecified set of registers. These registers might include R15. If the instruction specifies writeback, the modification to the base address on writeback might differ from the number of registers loaded.

If wback && registers<n> == '1', then one of the following behaviors must occur:

- The instruction is UNDEFINED.
- The instruction executes as NOP.
- The instruction performs all of the loads using the specified addressing mode and the content of the register that is written back is UNKNOWN. In addition, if an exception occurs during such an instruction, the base address might be corrupted so that the instruction cannot be repeated.

If BitCount(registers) == 1, then one of the following behaviors must occur:

- The instruction is UNDEFINED.
- The instruction executes as NOP.
- The instruction loads a single register using the specified addressing modes.
- The instruction executes as LDM with the same addressing mode but targeting an unspecified set of registers. These registers might include R15.

If registers<13> == '1', then one of the following behaviors must occur:

- The instruction is UNDEFINED.
- The instruction executes as NOP.
- The instruction performs all of the loads using the specified addressing mode, but R13 is UNKNOWN.

If P == '1' && M == '1', then one of the following behaviors must occur:

- The instruction is UNDEFINED.
- The instruction executes as NOP.

- The instruction loads the register list and either R14 or R15, both R14 and R15, or neither of these registers.

For more information about the CONSTRAINED UNPREDICTABLE behavior of this instruction, see [Architectural Constraints on UNPREDICTABLE behaviors](#).

### Assembler Symbols

IA	Is an optional suffix for the Increment After form.
<c>	See <a href="#">Standard assembler syntax fields</a> .
<q>	See <a href="#">Standard assembler syntax fields</a> .
<Rn>	Is the general-purpose base register, encoded in the "Rn" field.
!	For encoding A1 and T2: the address adjusted by the size of the data loaded is written back to the base register. If specified, it is encoded in the "W" field as 1, otherwise this field defaults to 0.  For encoding T1: the address adjusted by the size of the data loaded is written back to the base register. It is omitted if <Rn> is included in <registers>, otherwise it must be present.
<registers>	For encoding A1: is a list of one or more registers to be loaded, separated by commas and surrounded by { and }. The PC can be in the list. Arm deprecates using these instructions with both the LR and the PC in the list.  For encoding T1: is a list of one or more registers to be loaded, separated by commas and surrounded by { and }. The registers in the list must be in the range R0-R7, encoded in the "register_list" field.  For encoding T2: is a list of one or more registers to be loaded, separated by commas and surrounded by { and }. The registers in the list must be in the range R0-R12, encoded in the "register_list" field, and can optionally contain one of the LR or the PC. If the LR is in the list, the "M" field is set to 1, otherwise it defaults to 0. If the PC is in the list, the "P" field is set to 1, otherwise it defaults to 0. If the PC is in the list: <ul style="list-style-type: none"> <li>• The LR must not be in the list.</li> <li>• The instruction must be either outside any IT block, or the last instruction in an IT block.</li> </ul>

### Alias Conditions

Alias	Of variant Is preferred when	
<a href="#">POP (multiple registers)</a>	T2	W == '1' && Rn == '1101' && <a href="#">BitCount</a> (P:M:register_list) > 1
<a href="#">POP (multiple registers)</a>	A1	W == '1' && Rn == '1101' && <a href="#">BitCount</a> (register_list) > 1

### Operation

```

if ConditionPassed() then
    EncodingSpecificOperations();
    address = R[n];
    for i = 0 to 14
        if registers<i> == '1' then
            R[i] = MemS[address,4]; address = address + 4;
    if registers<15> == '1' then
        LoadWritePC(MemS[address,4]);
    if wback && registers<n> == '0' then R[n] = R[n] + 4*BitCount(registers);
    if wback && registers<n> == '1' then R[n] = bits(32) UNKNOWN;

```

### Operational information

If CPSR.DIT is 1, the timing of this instruction is insensitive to the value of the data being loaded or stored.

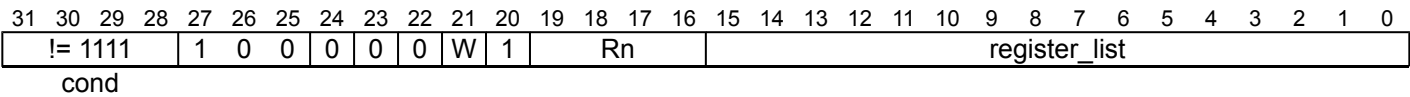
# LDMDA, LDMFA

Load Multiple Decrement After (Full Ascending) loads multiple registers from consecutive memory locations using an address from a base register. The consecutive memory locations end at this address, and the address just below the lowest of those locations can optionally be written back to the base register.

The lowest-numbered register is loaded from the lowest memory address, through to the highest-numbered register from the highest memory address. See also [Encoding of lists of general-purpose registers and the PC](#).

Armv8.2 permits the deprecation of some Load Multiple ordering behaviors in AArch32 state, for more information see [FEAT LSMAOC](#). The registers loaded can include the PC, causing a branch to a loaded address. This is an interworking branch, see [Pseudocode description of operations on the AArch32 general-purpose registers and the PC](#). Related system instructions are [LDM \(User registers\)](#) and [LDM \(exception return\)](#).

## A1



## A1

```
LDMDA{<c>}{<q>} <Rn>{!}, <registers> // (Preferred syntax)

LDMFA{<c>}{<q>} <Rn>{!}, <registers> // (Alternate syntax, Full Ascending stack)

constant n = UInt(Rn); constant registers = register_list; constant wback = (W == '1');
if n == 15 || BitCount(registers) < 1 then UNPREDICTABLE;
if wback && registers<n> == '1' then UNPREDICTABLE;
```

## CONSTRAINED UNPREDICTABLE behavior

If `BitCount(registers) < 1`, then one of the following behaviors must occur:

- The instruction is UNDEFINED.
- The instruction executes as NOP.
- The instruction operates as an LDM with the same addressing mode but targeting an unspecified set of registers. These registers might include R15. If the instruction specifies writeback, the modification to the base address on writeback might differ from the number of registers loaded.

If `wback && registers<n> == '1'`, then one of the following behaviors must occur:

- The instruction is UNDEFINED.
- The instruction executes as NOP.
- The instruction performs all of the loads using the specified addressing mode and the content of the register that is written back is UNKNOWN. In addition, if an exception occurs during such as instruction, the base address might be corrupted so that the instruction cannot be repeated.

For more information about the CONSTRAINED UNPREDICTABLE behavior of this instruction, see [Architectural Constraints on UNPREDICTABLE behaviors](#).

## Assembler Symbols

<c>	See <a href="#">Standard assembler syntax fields</a> .
<q>	See <a href="#">Standard assembler syntax fields</a> .
<Rn>	Is the general-purpose base register, encoded in the "Rn" field.
!	The address adjusted by the size of the data loaded is written back to the base register. If specified, it is encoded in the "W" field as 1, otherwise this field defaults to 0.
<registers>	Is a list of one or more registers to be loaded, separated by commas and surrounded by { and }. The PC can be in the list. Arm deprecates using these instructions with both the LR and the PC in the list.

## Operation

```
if ConditionPassed() then
    EncodingSpecificOperations();
    address = R[n] - 4*BitCount(registers) + 4;
    for i = 0 to 14
        if registers<i> == '1' then
            R[i] = MemS[address,4];    address = address + 4;
    if registers<15> == '1' then
        LoadWritePC(MemS[address,4]);
    if wback && registers<n> == '0' then R[n] = R[n] - 4*BitCount(registers);
    if wback && registers<n> == '1' then R[n] = bits(32) UNKNOWN;
```

## Operational information

If CPSR.DIT is 1, the timing of this instruction is insensitive to the value of the data being loaded or stored.

Internal version only: isa v01\_31, pseudocode v2024-03\_rel ; Build timestamp: 2024-03-25T10:05

Copyright © 2010-2024 Arm Limited or its affiliates. All rights reserved. This document is Non-Confidential.

## LDMDB, LDMEA

Load Multiple Decrement Before (Empty Ascending) loads multiple registers from consecutive memory locations using an address from a base register. The consecutive memory locations end just below this address, and the address of the lowest of those locations can optionally be written back to the base register.

The lowest-numbered register is loaded from the lowest memory address, through to the highest-numbered register from the highest memory address. See also [Encoding of lists of general-purpose registers and the PC](#).

Armv8.2 permits the deprecation of some Load Multiple ordering behaviors in AArch32 state, for more information see [FEAT LSMAOC](#). The registers loaded can include the PC, causing a branch to a loaded address. This is an interworking branch, see [Pseudocode description of operations on the AArch32 general-purpose registers and the PC](#). Related system instructions are [LDM \(User registers\)](#) and [LDM \(exception return\)](#).

It has encodings from the following instruction sets: A32 ([A1](#)) and T32 ([T1](#)).

### A1

31	30	29	28	27	26	25	24	23	22	21	20	19	18	17	16	15	14	13	12	11	10	9	8	7	6	5	4	3	2	1	0
!= 1111				1	0	0	1	0	0	W	1	Rn				register_list															
cond																															

### A1

```
LDMDB{<c>}{<q>} <Rn>{!}, <registers> // (Preferred syntax)
```

```
LDMEA{<c>}{<q>} <Rn>{!}, <registers> // (Alternate syntax, Empty Ascending stack)
```

```
constant n = UInt(Rn); constant registers = register_list; constant wback = (W == '1');  
if n == 15 || BitCount(registers) < 1 then UNPREDICTABLE;  
if wback && registers<n> == '1' then UNPREDICTABLE;
```

## CONSTRAINED UNPREDICTABLE behavior

If `wback && registers<n> == '1'`, then one of the following behaviors must occur:

- The instruction is UNDEFINED.
- The instruction executes as NOP.
- The instruction performs all of the loads using the specified addressing mode and the content of the register that is written back is UNKNOWN. In addition, if an exception occurs during such an instruction, the base address might be corrupted so that the instruction cannot be repeated.

If `BitCount(registers) < 1`, then one of the following behaviors must occur:

- The instruction is UNDEFINED.
- The instruction executes as NOP.
- The instruction executes as LDM with the same addressing mode but targeting an unspecified set of registers. These registers might include R15. If the instruction specifies writeback, the modification to the base address on writeback might differ from the number of registers loaded.

### T1

15	14	13	12	11	10	9	8	7	6	5	4	3	2	1	0	15	14	13	12	11	10	9	8	7	6	5	4	3	2	1	0
1	1	1	0	1	0	0	1	0	0	W	1	Rn				P	M	register_list													

### T1

```
LDMDB{<c>}{<q>} <Rn>{!}, <registers> // (Preferred syntax)
```

```
LDMEA{<c>}{<q>} <Rn>{!}, <registers> // (Alternate syntax, Empty Ascending stack)
```

```
constant n = UInt(Rn); constant registers = P:M:register_list; constant wback = (W == '1');  
if n == 15 || BitCount(registers) < 2 || (P == '1' && M == '1') then UNPREDICTABLE;  
if wback && registers<n> == '1' then UNPREDICTABLE;  
if registers<13> == '1' then UNPREDICTABLE;  
if registers<15> == '1' && InITBlock() && !LastInITBlock() then UNPREDICTABLE;
```

## CONSTRAINED UNPREDICTABLE behavior

If `wback && registers<n> == '1'`, then one of the following behaviors must occur:

- The instruction is UNDEFINED.
- The instruction executes as NOP.
- The instruction performs all of the loads using the specified addressing mode and the content of the register that is written back is UNKNOWN. In addition, if an exception occurs during such an instruction, the base address might be corrupted so that the instruction cannot be repeated.

If `BitCount(registers) < 1`, then one of the following behaviors must occur:

- The instruction is UNDEFINED.
- The instruction executes as NOP.
- The instruction executes as LDM with the same addressing mode but targeting an unspecified set of registers. These registers might include R15. If the instruction specifies writeback, the modification to the base address on writeback might differ from the number of registers loaded.

If `BitCount(registers) == 1`, then one of the following behaviors must occur:

- The instruction is UNDEFINED.
- The instruction executes as NOP.
- The instruction loads a single register using the specified addressing modes.
- The instruction executes as LDM with the same addressing mode but targeting an unspecified set of registers. These registers might include R15.

If `registers<13> == '1'`, then one of the following behaviors must occur:

- The instruction is UNDEFINED.
- The instruction executes as NOP.
- The instruction performs all of the loads using the specified addressing mode, but R13 is UNKNOWN.

If `P == '1' && M == '1'`, then one of the following behaviors must occur:

- The instruction is UNDEFINED.
- The instruction executes as NOP.
- The instruction loads the register list and either R14 or R15, both R14 and R15, or neither of these registers.

For more information about the CONSTRAINED UNPREDICTABLE behavior of this instruction, see [Architectural Constraints on UNPREDICTABLE behaviors](#).

## Assembler Symbols

<c>	See <a href="#">Standard assembler syntax fields</a> .
<q>	See <a href="#">Standard assembler syntax fields</a> .
<Rn>	Is the general-purpose base register, encoded in the "Rn" field.
!	The address adjusted by the size of the data loaded is written back to the base register. If specified, it is encoded in the "W" field as 1, otherwise this field defaults to 0.
<registers>	<p>For encoding A1: is a list of one or more registers to be loaded, separated by commas and surrounded by { and }.</p> <p>The PC can be in the list.</p> <p>Arm deprecates using these instructions with both the LR and the PC in the list.</p> <p>For encoding T1: is a list of one or more registers to be loaded, separated by commas and surrounded by { and }. The registers in the list must be in the range R0-R12, encoded in the "register_list" field, and can optionally contain one of the LR or the PC. If the LR is in the list, the "M" field is set to 1, otherwise it defaults to 0. If the PC is in the list, the "P" field is set to 1, otherwise it defaults to 0. If the PC is in the list:</p> <ul style="list-style-type: none"><li>• The LR must not be in the list.</li><li>• The instruction must be either outside any IT block, or the last instruction in an IT block.</li></ul>

## Operation

```
if ConditionPassed() then
    EncodingSpecificOperations();
    address = R[n] - 4*BitCount(registers);
    for i = 0 to 14
        if registers<i> == '1' then
            R[i] = MemS[address,4];    address = address + 4;
    if registers<15> == '1' then
        LoadWritePC(MemS[address,4]);
    if wback && registers<n> == '0' then R[n] = R[n] - 4*BitCount(registers);
    if wback && registers<n> == '1' then R[n] = bits(32) UNKNOWN;
```

## Operational information

If CPSR.DIT is 1, the timing of this instruction is insensitive to the value of the data being loaded or stored.

Internal version only: isa v01\_31, pseudocode v2024-03\_rel ; Build timestamp: 2024-03-25T10:05

Copyright © 2010-2024 Arm Limited or its affiliates. All rights reserved. This document is Non-Confidential.



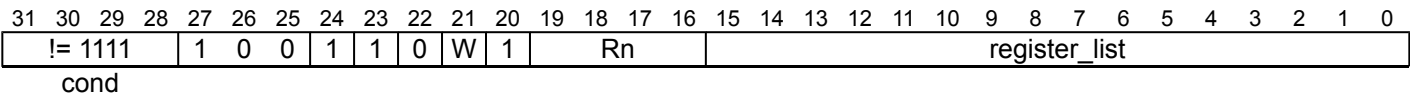
# LDMIB, LDMED

Load Multiple Increment Before (Empty Descending) loads multiple registers from consecutive memory locations using an address from a base register. The consecutive memory locations start just above this address, and the address of the last of those locations can optionally be written back to the base register.

The lowest-numbered register is loaded from the lowest memory address, through to the highest-numbered register from the highest memory address. See also [Encoding of lists of general-purpose registers and the PC](#).

Armv8.2 permits the deprecation of some Load Multiple ordering behaviors in AArch32 state, for more information see [FEAT LSMAOC](#). The registers loaded can include the PC, causing a branch to a loaded address. This is an interworking branch, see [Pseudocode description of operations on the AArch32 general-purpose registers and the PC](#). Related system instructions are [LDM \(User registers\)](#) and [LDM \(exception return\)](#).

## A1



## A1

```
LDMIB{<c>}{<q>} <Rn>{!}, <registers> // (Preferred syntax)

LDMED{<c>}{<q>} <Rn>{!}, <registers> // (Alternate syntax, Empty Descending stack)

constant n = UInt(Rn);  constant registers = register_list;  constant wback = (W == '1');
if n == 15 || BitCount(registers) < 1 then UNPREDICTABLE;
if wback && registers<n> == '1' then UNPREDICTABLE;
```

## CONSTRAINED UNPREDICTABLE behavior

If `BitCount(registers) < 1`, then one of the following behaviors must occur:

- The instruction is UNDEFINED.
- The instruction executes as NOP.
- The instruction operates as an LDM with the same addressing mode but targeting an unspecified set of registers. These registers might include R15. If the instruction specifies writeback, the modification to the base address on writeback might differ from the number of registers loaded.

If `wback && registers<n> == '1'`, then one of the following behaviors must occur:

- The instruction is UNDEFINED.
- The instruction executes as NOP.
- The instruction performs all of the loads using the specified addressing mode and the content of the register that is written back is UNKNOWN. In addition, if an exception occurs during such as instruction, the base address might be corrupted so that the instruction cannot be repeated.

For more information about the CONSTRAINED UNPREDICTABLE behavior of this instruction, see [Architectural Constraints on UNPREDICTABLE behaviors](#).

## Assembler Symbols

<c>	See <a href="#">Standard assembler syntax fields</a> .
<q>	See <a href="#">Standard assembler syntax fields</a> .
<Rn>	Is the general-purpose base register, encoded in the "Rn" field.
!	The address adjusted by the size of the data loaded is written back to the base register. If specified, it is encoded in the "W" field as 1, otherwise this field defaults to 0.
<registers>	Is a list of one or more registers to be loaded, separated by commas and surrounded by { and }. The PC can be in the list. Arm deprecates using these instructions with both the LR and the PC in the list.

## Operation

```
if ConditionPassed() then
    EncodingSpecificOperations();
    address = R[n] + 4;
    for i = 0 to 14
        if registers<i> == '1' then
            R[i] = MemS[address,4];    address = address + 4;
    if registers<15> == '1' then
        LoadWritePC(MemS[address,4]);
    if wback && registers<n> == '0' then R[n] = R[n] + 4*BitCount(registers);
    if wback && registers<n> == '1' then R[n] = bits(32) UNKNOWN;
```

## Operational information

If CPSR.DIT is 1, the timing of this instruction is insensitive to the value of the data being loaded or stored.

Internal version only: isa v01\_31, pseudocode v2024-03\_rel ; Build timestamp: 2024-03-25T10:05

Copyright © 2010-2024 Arm Limited or its affiliates. All rights reserved. This document is Non-Confidential.

## LDR (immediate)

Load Register (immediate) calculates an address from a base register value and an immediate offset, loads a word from memory, and writes it to a register. It can use offset, post-indexed, or pre-indexed addressing. For information about memory accesses see [Memory accesses](#).

This instruction is used by the alias [POP \(single register\)](#).

It has encodings from the following instruction sets: A32 ( [A1](#) ) and T32 ( [T1](#) , [T2](#) , [T3](#) and [T4](#) ).

### A1

31	30	29	28	27	26	25	24	23	22	21	20	19	18	17	16	15	14	13	12	11	10	9	8	7	6	5	4	3	2	1	0	
!= 1111				0	1	0	P	U	0	W	1	!= 1111				Rt					imm12											
cond												Rn																				

#### Offset (P == 1 && W == 0)

```
LDR{<c>}{<q>} <Rt>, [<Rn> {, # {+/-}<imm>}]
```

#### Post-indexed (P == 0 && W == 0)

```
LDR{<c>}{<q>} <Rt>, [<Rn>], # {+/-}<imm>
```

#### Pre-indexed (P == 1 && W == 1)

```
LDR{<c>}{<q>} <Rt>, [<Rn>, # {+/-}<imm>]!
```

```
if Rn == '1111' then SEE "LDR (literal)";
if P == '0' && W == '1' then SEE "LDRT";
constant t = UInt(Rt); constant n = UInt(Rn); constant imm32 = ZeroExtend(imm12, 32);
constant index = (P == '1'); constant add = (U == '1'); constant wback = (P == '0') || (W == '1');
if wback && n == t then UNPREDICTABLE;
```

## CONSTRAINED UNPREDICTABLE behavior

If `wback && n == t`, then one of the following behaviors must occur:

- The instruction is UNDEFINED.
- The instruction executes as NOP.
- The instruction performs all of the loads using the specified addressing mode and the content of the register that is written back is UNKNOWN. In addition, if an exception occurs during such an instruction, the base address might be corrupted so that the instruction cannot be repeated.

### T1

15	14	13	12	11	10	9	8	7	6	5	4	3	2	1	0
0	1	1	0	1	imm5					Rn			Rt		

### T1

```
LDR{<c>}{<q>} <Rt>, [<Rn> {, # {+}<imm>}]
```

```
constant t = UInt(Rt); constant n = UInt(Rn); constant imm32 = ZeroExtend(imm5:'00', 32);
constant index = TRUE; constant add = TRUE; constant wback = FALSE;
```

### T2

15	14	13	12	11	10	9	8	7	6	5	4	3	2	1	0
1	0	0	1	1	Rt			imm8							

## T2

```
LDR{<c>}{<q>} <Rt>, [SP{, #<+><imm>}]
```

```
constant t = UInt(Rt); constant n = 13; constant imm32 = ZeroExtend(imm8:'00', 32);
constant index = TRUE; constant add = TRUE; constant wback = FALSE;
```

## T3

15	14	13	12	11	10	9	8	7	6	5	4	3	2	1	0	15	14	13	12	11	10	9	8	7	6	5	4	3	2	1	0
1	1	1	1	1	0	0	0	1	1	0	1	!= 1111			Rt			imm12													
Rn																															

## T3

```
LDR{<c>}.W <Rt>, [<Rn> {, #<+><imm>}] // (<Rt>, <Rn>, <imm> can be represented in T1 or T2)
```

```
LDR{<c>}{<q>} <Rt>, [<Rn> {, #<+><imm>}]
```

```
if Rn == '1111' then SEE "LDR (literal)";
constant t = UInt(Rt); constant n = UInt(Rn); constant imm32 = ZeroExtend(imm12, 32);
constant index = TRUE; constant add = TRUE;
constant wback = FALSE; if t == 15 && InITBlock() && !LastInITBlock() then UNPREDICTABLE;
```

## T4

15	14	13	12	11	10	9	8	7	6	5	4	3	2	1	0	15	14	13	12	11	10	9	8	7	6	5	4	3	2	1	0
1	1	1	1	1	0	0	0	0	1	0	1	!= 1111				Rt				1	P	U	W	imm8							
Rn																															

### Offset (P == 1 && U == 0 && W == 0)

```
LDR{<c>}{<q>} <Rt>, [<Rn> {, #-<imm>}]
```

### Post-indexed (P == 0 && W == 1)

```
LDR{<c>}{<q>} <Rt>, [<Rn>], #<+/-><imm>
```

### Pre-indexed (P == 1 && W == 1)

```
LDR{<c>}{<q>} <Rt>, [<Rn>, #<+/-><imm>]!
```

```
if Rn == '1111' then SEE "LDR (literal)";
if P == '1' && U == '1' && W == '0' then SEE "LDRT";
if P == '0' && W == '0' then UNDEFINED;
constant t = UInt(Rt); constant n = UInt(Rn);
constant imm32 = ZeroExtend(imm8, 32); constant index = (P == '1'); constant add = (U == '1');
constant wback = (W == '1');
if (wback && n == t) || (t == 15 && InITBlock() && !LastInITBlock()) then UNPREDICTABLE;
```

## CONSTRAINED UNPREDICTABLE behavior

If `wback && n == t`, then one of the following behaviors must occur:

- The instruction is UNDEFINED.
- The instruction executes as NOP.
- The instruction performs all of the loads using the specified addressing mode and the content of the register that is written back is UNKNOWN. In addition, if an exception occurs during such an instruction, the base address might be corrupted so that the instruction cannot be repeated.

For more information about the CONSTRAINED UNPREDICTABLE behavior of this instruction, see [Architectural Constraints on UNPREDICTABLE behaviors](#).

Assembler Symbols

- <c> See [Standard assembler syntax fields](#).
- <q> See [Standard assembler syntax fields](#).
- <Rt> For encoding A1: is the general-purpose register to be transferred, encoded in the "Rt" field. The PC can be used. If the PC is used, the instruction branches to the address (data) loaded to the PC. This is an interworking branch, see [Pseudocode description of operations on the AArch32 general-purpose registers and the PC](#).  
  
For encoding T1 and T2: is the general-purpose register to be transferred, encoded in the "Rt" field.  
  
For encoding T3 and T4: is the general-purpose register to be transferred, encoded in the "Rt" field. The PC can be used, provided the instruction is either outside an IT block or the last instruction of an IT block. If the PC is used, the instruction branches to the address (data) loaded to the PC. This is an interworking branch, see [Pseudocode description of operations on the AArch32 general-purpose registers and the PC](#).
- <Rn> For encoding A1, T3 and T4: is the general-purpose base register, encoded in the "Rn" field. For PC use see [LDR \(literal\)](#).  
  
For encoding T1: is the general-purpose base register, encoded in the "Rn" field.
- +/- Specifies the offset is added to or subtracted from the base register, defaulting to + if omitted and encoded in "U":

U	+/-
0	-
1	+
- + Specifies the offset is added to the base register.
- <imm> For encoding A1: is the 12-bit unsigned immediate byte offset, in the range 0 to 4095, defaulting to 0 if omitted, and encoded in the "imm12" field.  
  
For encoding T1: is the optional positive unsigned immediate byte offset, a multiple of 4, in the range 0 to 124, defaulting to 0 and encoded in the "imm5" field as <imm>/4.  
  
For encoding T2: is the optional positive unsigned immediate byte offset, a multiple of 4, in the range 0 to 1020, defaulting to 0 and encoded in the "imm8" field as <imm>/4.  
  
For encoding T3: is an optional 12-bit unsigned immediate byte offset, in the range 0 to 4095, defaulting to 0 and encoded in the "imm12" field.  
  
For encoding T4: is an 8-bit unsigned immediate byte offset, in the range 0 to 255, defaulting to 0 if omitted, and encoded in the "imm8" field.

Alias Conditions

Alias	Of variant Is preferred when	
<a href="#">POP (single register)</a>	A1 (post-indexed)	P == '0' && U == '1' && W == '0' && Rn == '1101' && imm12 == '000000000100'
<a href="#">POP (single register)</a>	T4 (post-indexed)	Rn == '1101' && P == '0' && U == '1' && W == '1' && imm8 == '00000100'

## Operation

```
if CurrentInstrSet() == InstrSet\_A32 then
  if ConditionPassed() then
    EncodingSpecificOperations();
    constant offset_addr = if add then (R[n] + imm32) else (R[n] - imm32);
    constant address = if index then offset_addr else R[n];
    constant data = MemU[address,4];
    if wback then R[n] = offset_addr;
    if t == 15 then
      if address<1:0> == '00' then
        LoadWritePC(data);
      else
        UNPREDICTABLE;
    else
      R[t] = data;
else
  if ConditionPassed() then
    EncodingSpecificOperations();
    constant offset_addr = if add then (R[n] + imm32) else (R[n] - imm32);
    constant address = if index then offset_addr else R[n];
    constant data = MemU[address,4];
    if wback then R[n] = offset_addr;
    if t == 15 then
      if address<1:0> == '00' then
        LoadWritePC(data);
      else
        UNPREDICTABLE;
    else
      R[t] = data;
```

## Operational information

If CPSR.DIT is 1, the timing of this instruction is insensitive to the value of the data being loaded or stored.

Internal version only: isa v01\_31, pseudocode v2024-03\_rel ; Build timestamp: 2024-03-25T10:05

Copyright © 2010-2024 Arm Limited or its affiliates. All rights reserved. This document is Non-Confidential.

## LDR (literal)

Load Register (literal) calculates an address from the PC value and an immediate offset, loads a word from memory, and writes it to a register. For information about memory accesses see [Memory accesses](#).

It has encodings from the following instruction sets: A32 ([A1](#)) and T32 ([T1](#) and [T2](#)).

### A1

31	30	29	28	27	26	25	24	23	22	21	20	19	18	17	16	15	14	13	12	11	10	9	8	7	6	5	4	3	2	1	0	
!= 1111				0	1	0	P	U	0	W	1	1	1	1	1	Rt					imm12											
cond																																

### A1 (!!(P == 0 && W == 1))

```
LDR{<c>}{<q>} <Rt>, <label> // (Normal form)
```

```
LDR{<c>}{<q>} <Rt>, [PC, #{+/-}<imm>] // (Alternative form)
```

```
if P == '0' && W == '1' then SEE "LDRT";
constant t = UInt(Rt); constant imm32 = ZeroExtend(imm12, 32);
constant add = (U == '1'); constant wback = (P == '0') || (W == '1');
if wback then UNPREDICTABLE;
```

## CONSTRAINED UNPREDICTABLE behavior

If `wback`, then one of the following behaviors must occur:

- The instruction is UNDEFINED.
- The instruction executes as NOP.
- The instruction executes with the additional decode: `wback = FALSE`;
- The instruction treats bit[24] as the P bit, and bit[21] as the writeback (W) bit, and uses the same addressing mode as described in [LDR \(immediate\)](#). The instruction uses post-indexed addressing when P == '0' and uses pre-indexed addressing otherwise. The instruction is handled as described in [Using R15](#).

### T1

15	14	13	12	11	10	9	8	7	6	5	4	3	2	1	0
0	1	0	0	1	Rt			imm8							

### T1

```
LDR{<c>}{<q>} <Rt>, <label> // (Normal form)
```

```
constant t = UInt(Rt); constant imm32 = ZeroExtend(imm8:'00', 32); constant add = TRUE;
```

### T2

15	14	13	12	11	10	9	8	7	6	5	4	3	2	1	0	15	14	13	12	11	10	9	8	7	6	5	4	3	2	1	0	
1	1	1	1	1	0	0	0	U	1	0	1	1	1	1	1	Rt					imm12											

### T2

```
LDR{<c>}.W <Rt>, <label> // (Preferred syntax, and <Rt>, <label> can be represented in T1)
```

```
LDR{<c>}{<q>} <Rt>, <label> // (Preferred syntax)
```

```
LDR{<c>}{<q>} <Rt>, [PC, #{+/-}<imm>] // (Alternative syntax)
```

```
constant t = UInt(Rt); constant imm32 = ZeroExtend(imm12, 32); constant add = (U == '1');
if t == 15 && InITBlock() && !LastInITBlock() then UNPREDICTABLE;
```

For more information about the CONSTRAINED UNPREDICTABLE behavior of this instruction, see [Architectural Constraints on UNPREDICTABLE behaviors](#).

Assembler Symbols

- <c>  
See [Standard assembler syntax fields](#).
- <q>  
See [Standard assembler syntax fields](#).
- <Rt>  
For encoding A1: is the general-purpose register to be transferred, encoded in the "Rt" field. The PC can be used. If the PC is used, the instruction branches to the address (data) loaded to the PC. This is an interworking branch, see [Pseudocode description of operations on the AArch32 general-purpose registers and the PC](#).  
  
For encoding T1: is the general-purpose register to be transferred, encoded in the "Rt" field.  
  
For encoding T2: is the general-purpose register to be transferred, encoded in the "Rt" field. The SP can be used. The PC can be used, provided the instruction is either outside an IT block or the last instruction of an IT block. If the PC is used, the instruction branches to the address (data) loaded to the PC. This is an interworking branch, see [Pseudocode description of operations on the AArch32 general-purpose registers and the PC](#).
- <label>  
For encoding A1 and T2: the label of the literal data item that is to be loaded into <Rt>. The assembler calculates the required value of the offset from the Align(PC, 4) value of the instruction to this label. Permitted values of the offset are -4095 to 4095.  
If the offset is zero or positive, imm32 is equal to the offset and add == TRUE, encoded as U == 1.  
If the offset is negative, imm32 is equal to minus the offset and add == FALSE, encoded as U == 0.  
  
For encoding T1: the label of the literal data item that is to be loaded into <Rt>. The assembler calculates the required value of the offset from the Align(PC, 4) value of the instruction to this label. Permitted values of the offset are Multiples of four in the range 0 to 1020.

+/- Specifies the offset is added to or subtracted from the base register, defaulting to + if omitted and encoded in "U":

U	+/-
0	-
1	+

- <imm>  
For encoding A1: is the 12-bit unsigned immediate byte offset, in the range 0 to 4095, defaulting to 0 if omitted, and encoded in the "imm12" field.  
  
For encoding T2: is a 12-bit unsigned immediate byte offset, in the range 0 to 4095, encoded in the "imm12" field.

The alternative syntax permits the addition or subtraction of the offset and the immediate offset to be specified separately, including permitting a subtraction of 0 that cannot be specified using the normal syntax. For more information, see [Use of labels in UAL instruction syntax](#).

Operation

```
if ConditionPassed() then
    EncodingSpecificOperations();
    constant base = Align(PC32, 4);
    constant address = if add then (base + imm32) else (base - imm32);
    constant data = MemU[address, 4];
    if t == 15 then
        if address<1:0> == '00' then
            LoadWritePC(data);
        else
            UNPREDICTABLE;
    else
        R[t] = data;
```

Operational information

If CPSR.DIT is 1, the timing of this instruction is insensitive to the value of the data being loaded or stored.



## LDR (register)

Load Register (register) calculates an address from a base register value and an offset register value, loads a word from memory, and writes it to a register. The offset register value can optionally be shifted. For information about memory accesses, see [Memory accesses](#).

The T32 form of LDR (register) does not support register writeback.

It has encodings from the following instruction sets: A32 ( [A1](#) ) and T32 ( [T1](#) and [T2](#) ).

### A1

31	30	29	28	27	26	25	24	23	22	21	20	19	18	17	16	15	14	13	12	11	10	9	8	7	6	5	4	3	2	1	0
!= 1111				0	1	1	P	U	0	W	1	Rn				Rt				imm5				stype		0	Rm				
cond																															

#### Offset (P == 1 && W == 0)

```
LDR{<c>}{<q>} <Rt>, [<Rn>, {+/-}<Rm>{, <shift>}]
```

#### Post-indexed (P == 0 && W == 0)

```
LDR{<c>}{<q>} <Rt>, [<Rn>], {+/-}<Rm>{, <shift>}
```

#### Pre-indexed (P == 1 && W == 1)

```
LDR{<c>}{<q>} <Rt>, [<Rn>, {+/-}<Rm>{, <shift>}]!
```

```
if P == '0' && W == '1' then SEE "LDRT";
constant t = UInt(Rt); constant n = UInt(Rn); constant m = UInt(Rm);
constant index = (P == '1'); constant add = (U == '1'); constant wback = (P == '0') || (W == '1');
constant (shift_t, shift_n) = DecodeImmShift(stype, imm5);
if m == 15 then UNPREDICTABLE;
if wback && (n == 15 || n == t) then UNPREDICTABLE;
```

## CONSTRAINED UNPREDICTABLE behavior

If `wback && n == t`, then one of the following behaviors must occur:

- The instruction is UNDEFINED.
- The instruction executes as NOP.
- The instruction performs all of the loads using the specified addressing mode and the content of the register that is written back is UNKNOWN. In addition, if an exception occurs during such as instruction, the base address might be corrupted so that the instruction cannot be repeated.

### T1

15	14	13	12	11	10	9	8	7	6	5	4	3	2	1	0
0	1	0	1	1	0	0	Rm				Rn				Rt

### T1

```
LDR{<c>}{<q>} <Rt>, [<Rn>, {+}<Rm>]
```

```
constant t = UInt(Rt); constant n = UInt(Rn); constant m = UInt(Rm);
constant (shift_t, shift_n) = (SRTYPE_LSL, 0);
```

### T2

15	14	13	12	11	10	9	8	7	6	5	4	3	2	1	0	15	14	13	12	11	10	9	8	7	6	5	4	3	2	1	0		
1	1	1	1	1	0	0	0	0	1	0	1	!= 1111				Rt				0	0	0	0	0	0	imm2				Rm			
Rn																																	

```
LDR{<c>}.W <Rt>, [<Rn>, {+}<Rm>] // (<Rt>, <Rn>, <Rm> can be represented in T1)

LDR{<c>}{<q>} <Rt>, [<Rn>, {+}<Rm>{, LSL #<imm>}]

if Rn == '1111' then SEE "LDR (literal)";
constant t = UInt(Rt); constant n = UInt(Rn); constant m = UInt(Rm);
constant (shift_t, shift_n) = (SRTYPE_LSL, UInt(imm2));
// Armv8-A removes UNPREDICTABLE for R13
if m == 15 then UNPREDICTABLE;
if t == 15 && InITBlock() && !LastInITBlock() then UNPREDICTABLE;
```

For more information about the CONSTRAINED UNPREDICTABLE behavior of this instruction, see [Architectural Constraints on UNPREDICTABLE behaviors](#).

Assembler Symbols

- <c> See [Standard assembler syntax fields](#).
- <q> See [Standard assembler syntax fields](#).
- <Rt> For encoding A1: is the general-purpose register to be transferred, encoded in the "Rt" field. The PC can be used. If the PC is used, the instruction branches to the address (data) loaded to the PC. This branch is an interworking branch, see [Pseudocode description of operations on the AArch32 general-purpose registers and the PC](#).  
For encoding T1: is the general-purpose register to be transferred, encoded in the "Rt" field.  
For encoding T2: is the general-purpose register to be transferred, encoded in the "Rt" field. The PC can be used, provided the instruction is either outside an IT block or the last instruction of an IT block. If the PC is used, the instruction branches to the address (data) loaded to the PC. This is an interworking branch, see [Pseudocode description of operations on the AArch32 general-purpose registers and the PC](#).
- <Rn> For encoding A1: is the general-purpose base register, encoded in the "Rn" field. The PC can be used in the offset variant.  
For encoding T1 and T2: is the general-purpose base register, encoded in the "Rn" field.
- +/-

U	+/-
0	-
1	+

Specifies the index register is added to or subtracted from the base register, defaulting to + if omitted and encoded in "U".
- + Specifies the index register is added to the base register.
- <Rm> Is the general-purpose index register, encoded in the "Rm" field.
- <shift> The shift to apply to the value read from <Rm>. If absent, no shift is applied. Otherwise, see [Shifts applied to a register](#).
- <imm> If present, the size of the left shift to apply to the value from <Rm>, in the range 1-3. <imm> is encoded in imm2. If absent, no shift is specified and imm2 is encoded as 0b00.

## Operation

```
if CurrentInstrSet() == InstrSet\_A32 then
  if ConditionPassed() then
    EncodingSpecificOperations();
    constant offset = Shift(R[m], shift_t, shift_n, PSTATE.C);
    constant offset_addr = if add then (R[n] + offset) else (R[n] - offset);
    constant address = if index then offset_addr else R[n];
    constant data = MemU[address,4];
    if wback then R[n] = offset_addr;
    if t == 15 then
      if address<1:0> == '00' then
        LoadWritePC(data);
      else
        UNPREDICTABLE;
    else
      R[t] = data;
else
  if ConditionPassed() then
    EncodingSpecificOperations();
    constant offset = Shift(R[m], shift_t, shift_n, PSTATE.C);
    constant offset_addr = (R[n] + offset);
    constant address = offset_addr;
    constant data = MemU[address,4];
    if t == 15 then
      if address<1:0> == '00' then
        LoadWritePC(data);
      else
        UNPREDICTABLE;
    else
      R[t] = data;
```

## Operational information

If CPSR.DIT is 1, the timing of this instruction is insensitive to the value of the data being loaded or stored.

Internal version only: isa v01\_31, pseudocode v2024-03\_rel ; Build timestamp: 2024-03-25T10:05

Copyright © 2010-2024 Arm Limited or its affiliates. All rights reserved. This document is Non-Confidential.

## LDRB (immediate)

Load Register Byte (immediate) calculates an address from a base register value and an immediate offset, loads a byte from memory, zero-extends it to form a 32-bit word, and writes it to a register. It can use offset, post-indexed, or pre-indexed addressing. For information about memory accesses see [Memory accesses](#).

It has encodings from the following instruction sets: A32 ( [A1](#) ) and T32 ( [T1](#) , [T2](#) and [T3](#) ).

### A1

31	30	29	28	27	26	25	24	23	22	21	20	19	18	17	16	15	14	13	12	11	10	9	8	7	6	5	4	3	2	1	0
!= 1111				0	1	0	P	U	1	W	1	!= 1111				Rt				imm12											
cond												Rn																			

#### Offset (P == 1 && W == 0)

```
LDRB{<c>}{<q>} <Rt>, [<Rn> {, # {+/-}<imm>}]
```

#### Post-indexed (P == 0 && W == 0)

```
LDRB{<c>}{<q>} <Rt>, [<Rn>], # {+/-}<imm>
```

#### Pre-indexed (P == 1 && W == 1)

```
LDRB{<c>}{<q>} <Rt>, [<Rn>, # {+/-}<imm>]!
```

```
if Rn == '1111' then SEE "LDRB (literal)";
if P == '0' && W == '1' then SEE "LDRBT";
constant t = UInt(Rt); constant n = UInt(Rn); constant imm32 = ZeroExtend(imm12, 32);
constant index = (P == '1'); constant add = (U == '1'); constant wback = (P == '0') || (W == '1');
if t == 15 || (wback && n == t) then UNPREDICTABLE;
```

## CONSTRAINED UNPREDICTABLE behavior

If `wback && n == t`, then one of the following behaviors must occur:

- The instruction is UNDEFINED.
- The instruction executes as NOP.
- The instruction performs all of the loads using the specified addressing mode and the content of the register that is written back is UNKNOWN. In addition, if an exception occurs during such an instruction, the base address might be corrupted so that the instruction cannot be repeated.

### T1

15	14	13	12	11	10	9	8	7	6	5	4	3	2	1	0
0	1	1	1	1	imm5				Rn				Rt		

### T1

```
LDRB{<c>}{<q>} <Rt>, [<Rn> {, # {+}<imm>}]
```

```
constant t = UInt(Rt); constant n = UInt(Rn); constant imm32 = ZeroExtend(imm5, 32);
constant index = TRUE; constant add = TRUE; constant wback = FALSE;
```

### T2

15	14	13	12	11	10	9	8	7	6	5	4	3	2	1	0	15	14	13	12	11	10	9	8	7	6	5	4	3	2	1	0
1	1	1	1	1	0	0	0	1	0	0	1	!= 1111				!= 1111				imm12											
Rn												Rt																			

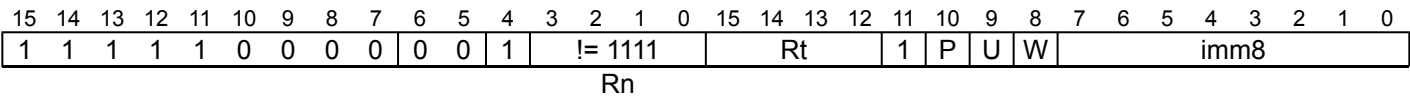
T2

```
LDRB{<c>}.W <Rt>, [<Rn> {, #<+><imm>}] // (<Rt>, <Rn>, <imm> can be represented in T1)

LDRB{<c>}{<q>} <Rt>, [<Rn> {, #<+><imm>}]

if Rt == '1111' then SEE "PLD";
if Rn == '1111' then SEE "LDRB (literal)";
constant t = UInt(Rt); constant n = UInt(Rn); constant imm32 = ZeroExtend(imm12, 32);
constant index = TRUE; constant add = TRUE; constant wback = FALSE;
// Armv8-A removes UNPREDICTABLE for R13
```

T3



Offset (Rt != 1111 && P == 1 && U == 0 && W == 0)

```
LDRB{<c>}{<q>} <Rt>, [<Rn> {, #-<imm>}]
```

Post-indexed (P == 0 && W == 1)

```
LDRB{<c>}{<q>} <Rt>, [<Rn>], #<+/-><imm>
```

Pre-indexed (P == 1 && W == 1)

```
LDRB{<c>}{<q>} <Rt>, [<Rn>, #<+/-><imm>]!

if Rt == '1111' && P == '1' && U == '0' && W == '0' then SEE "PLD, PLDW (immediate)";
if Rn == '1111' then SEE "LDRB (literal)";
if P == '1' && U == '1' && W == '0' then SEE "LDRBT";
if P == '0' && W == '0' then UNDEFINED;
constant t = UInt(Rt); constant n = UInt(Rn); constant imm32 = ZeroExtend(imm8, 32);
constant index = (P == '1'); constant add = (U == '1'); constant wback = (W == '1');
if (t == 15 && W == '1') || (wback && n == t) then UNPREDICTABLE;
// Armv8-A removes UNPREDICTABLE for R13
```

CONSTRAINED UNPREDICTABLE behavior

If wback && n == t, then one of the following behaviors must occur:

- The instruction is UNDEFINED.
- The instruction executes as NOP.
- The instruction performs all of the loads using the specified addressing mode and the content of the register that is written back is UNKNOWN. In addition, if an exception occurs during such an instruction, the base address might be corrupted so that the instruction cannot be repeated.

For more information about the CONSTRAINED UNPREDICTABLE behavior of this instruction, see *Architectural Constraints on UNPREDICTABLE behaviors*.

Assembler Symbols

<c>	See <i>Standard assembler syntax fields</i> .
<q>	See <i>Standard assembler syntax fields</i> .
<Rt>	Is the general-purpose register to be transferred, encoded in the "Rt" field.
<Rn>	For encoding A1, T2 and T3: is the general-purpose base register, encoded in the "Rn" field. For PC use see <i>LDRB (literal)</i> . For encoding T1: is the general-purpose base register, encoded in the "Rn" field.
+/-	Specifies the offset is added to or subtracted from the base register, defaulting to + if omitted and encoded in "U".

U	+/-
0	-
1	+

+

Specifies the offset is added to the base register.

<imm>

For encoding A1: is the 12-bit unsigned immediate byte offset, in the range 0 to 4095, defaulting to 0 if omitted, and encoded in the "imm12" field.

For encoding T1: is an optional 5-bit unsigned immediate byte offset, in the range 0 to 31, defaulting to 0 and encoded in the "imm5" field.

For encoding T2: is an optional 12-bit unsigned immediate byte offset, in the range 0 to 4095, defaulting to 0 and encoded in the "imm12" field.

For encoding T3: is an 8-bit unsigned immediate byte offset, in the range 0 to 255, defaulting to 0 if omitted, and encoded in the "imm8" field.

## Operation

```

if CurrentInstrSet() == InstrSet\_A32 then
    if ConditionPassed() then
        EncodingSpecificOperations();
        constant offset_addr = if add then (R[n] + imm32) else (R[n] - imm32);
        constant address = if index then offset_addr else R[n];
        R[t] = ZeroExtend(MemU[address,1], 32);
        if wback then R[n] = offset_addr;
    else
        if ConditionPassed() then
            EncodingSpecificOperations();
            constant offset_addr = if add then (R[n] + imm32) else (R[n] - imm32);
            constant address = if index then offset_addr else R[n];
            R[t] = ZeroExtend(MemU[address,1], 32);
            if wback then R[n] = offset_addr;

```

## Operational information

If CPSR.DIT is 1, the timing of this instruction is insensitive to the value of the data being loaded or stored.

Internal version only: isa v01\_31, pseudocode v2024-03\_rel ; Build timestamp: 2024-03-25T10:05

Copyright © 2010-2024 Arm Limited or its affiliates. All rights reserved. This document is Non-Confidential.

## LDRB (literal)

Load Register Byte (literal) calculates an address from the PC value and an immediate offset, loads a byte from memory, zero-extends it to form a 32-bit word, and writes it to a register. For information about memory accesses see [Memory accesses](#).

It has encodings from the following instruction sets: A32 ( [A1](#) ) and T32 ( [T1](#) ).

### A1

31	30	29	28	27	26	25	24	23	22	21	20	19	18	17	16	15	14	13	12	11	10	9	8	7	6	5	4	3	2	1	0	
!= 1111				0	1	0	P	U	1	W	1	1	1	1	1	Rt					imm12											
cond																																

### A1 (!!(P == 0 && W == 1))

```
LDRB{<c>}{<q>} <Rt>, <label> // (Normal form)
```

```
LDRB{<c>}{<q>} <Rt>, [PC, #{+/-}<imm>] // (Alternative form)
```

```
if P == '0' && W == '1' then SEE "LDRBT";
constant t = UInt(Rt); constant imm32 = ZeroExtend(imm12, 32);
constant add = (U == '1'); constant wback = (P == '0') || (W == '1');
if t == 15 || wback then UNPREDICTABLE;
```

## CONSTRAINED UNPREDICTABLE behavior

If `wback`, then one of the following behaviors must occur:

- The instruction is UNDEFINED.
- The instruction executes as NOP.
- The instruction executes with the additional decode: `wback = FALSE`;
- The instruction treats bit[24] as the P bit, and bit[21] as the writeback (W) bit, and uses the same addressing mode as described in [LDRB \(immediate\)](#). The instruction uses post-indexed addressing when P == '0' and uses pre-indexed addressing otherwise. The instruction is handled as described in [Using R15](#).

### T1

15	14	13	12	11	10	9	8	7	6	5	4	3	2	1	0	15	14	13	12	11	10	9	8	7	6	5	4	3	2	1	0	
1	1	1	1	1	0	0	0	U	0	0	1	1	1	1	1	!= 1111					imm12											
Rt																																

### T1

```
LDRB{<c>}{<q>} <Rt>, <label> // (Preferred syntax)
```

```
LDRB{<c>}{<q>} <Rt>, [PC, #{+/-}<imm>] // (Alternative syntax)
```

```
if Rt == '1111' then SEE "PLD";
constant t = UInt(Rt); constant imm32 = ZeroExtend(imm12, 32); constant add = (U == '1');
// Armv8-A removes UNPREDICTABLE for R13
```

For more information about the CONSTRAINED UNPREDICTABLE behavior of this instruction, see [Architectural Constraints on UNPREDICTABLE behaviors](#).

## Assembler Symbols

<c>	See <a href="#">Standard assembler syntax fields</a> .
<q>	See <a href="#">Standard assembler syntax fields</a> .
<Rt>	Is the general-purpose register to be transferred, encoded in the "Rt" field.
<label>	The label of the literal data item that is to be loaded into <Rt>. The assembler calculates the required value of the offset from the Align(PC, 4) value of the instruction to this label. Permitted values of the offset are -4095 to 4095.

If the offset is zero or positive, imm32 is equal to the offset and add == TRUE, encoded as U == 1.  
If the offset is negative, imm32 is equal to minus the offset and add == FALSE, encoded as U == 0.

+/- Specifies the offset is added to or subtracted from the base register, defaulting to + if omitted and encoded in “U”:

U	+/-
0	-
1	+

<imm> For encoding A1: is the 12-bit unsigned immediate byte offset, in the range 0 to 4095, defaulting to 0 if omitted, and encoded in the "imm12" field.

For encoding T1: is a 12-bit unsigned immediate byte offset, in the range 0 to 4095, encoded in the "imm12" field.

The alternative syntax permits the addition or subtraction of the offset and the immediate offset to be specified separately, including permitting a subtraction of 0 that cannot be specified using the normal syntax. For more information, see *Use of labels in UAL instruction syntax*.

Operation

```
if ConditionPassed() then
    EncodingSpecificOperations();
    constant base = Align(PC32,4);
    constant address = if add then (base + imm32) else (base - imm32);
    R[t] = ZeroExtend(MemU[address,1], 32);
```

Operational information

If CPSR.DIT is 1, the timing of this instruction is insensitive to the value of the data being loaded or stored.



# LDRB (register)

Load Register Byte (register) calculates an address from a base register value and an offset register value, loads a byte from memory, zero-extends it to form a 32-bit word, and writes it to a register. The offset register value can optionally be shifted. For information about memory accesses see [Memory accesses](#).

It has encodings from the following instruction sets: A32 ( [A1](#) ) and T32 ( [T1](#) and [T2](#) ).

## A1

31	30	29	28	27	26	25	24	23	22	21	20	19	18	17	16	15	14	13	12	11	10	9	8	7	6	5	4	3	2	1	0
!= 1111				0	1	1	P	U	1	W	1	Rn				Rt				imm5				stype		0	Rm				
cond																															

### Offset (P == 1 && W == 0)

LDRB{<c>}{<q>} <Rt>, [<Rn>, {+/-}<Rm>{, <shift>}]

### Post-indexed (P == 0 && W == 0)

LDRB{<c>}{<q>} <Rt>, [<Rn>], {+/-}<Rm>{, <shift>}

### Pre-indexed (P == 1 && W == 1)

LDRB{<c>}{<q>} <Rt>, [<Rn>, {+/-}<Rm>{, <shift>}]!

```
if P == '0' && W == '1' then SEE "LDRBT";
constant t = UInt(Rt);  constant n = UInt(Rn);  constant m = UInt(Rm);
constant index = (P == '1');  constant add = (U == '1');  constant wback = (P == '0') || (W == '1');
constant (shift_t, shift_n) = DecodeImmShift(stype, imm5);
if t == 15 || m == 15 then UNPREDICTABLE;
if wback && (n == 15 || n == t) then UNPREDICTABLE;
```

## CONSTRAINED UNPREDICTABLE behavior

If `wback && n == t`, then one of the following behaviors must occur:

- The instruction is UNDEFINED.
- The instruction executes as NOP.
- The instruction performs all of the loads using the specified addressing mode and the content of the register that is written back is UNKNOWN. In addition, if an exception occurs during such as instruction, the base address might be corrupted so that the instruction cannot be repeated.

## T1

15	14	13	12	11	10	9	8	7	6	5	4	3	2	1	0
0	1	0	1	1	1	0	Rm				Rn				Rt

## T1

LDRB{<c>}{<q>} <Rt>, [<Rn>, {+}<Rm>]

```
constant t = UInt(Rt);  constant n = UInt(Rn);  constant m = UInt(Rm);
constant index = TRUE;  constant add = TRUE;  constant wback = FALSE;
constant (shift_t, shift_n) = (SRTYPE_LSL, 0);
```

## T2

15	14	13	12	11	10	9	8	7	6	5	4	3	2	1	0	15	14	13	12	11	10	9	8	7	6	5	4	3	2	1	0	
1	1	1	1	1	0	0	0	0	0	0	0	1	!= 1111				!= 1111				0	0	0	0	0	0	0	imm2	Rm			
Rn																Rt																

```
LDRB{<c>}.W <Rt>, [<Rn>, {+}<Rm>] // (<Rt>, <Rn>, <Rm> can be represented in T1)

LDRB{<c>}{<q>} <Rt>, [<Rn>, {+}<Rm>{, LSL #<imm>}]
```

```
if Rt == '1111' then SEE "PLD";
if Rn == '1111' then SEE "LDRB (literal)";
constant t = UInt(Rt); constant n = UInt(Rn); constant m = UInt(Rm);
constant index = TRUE; constant add = TRUE; constant wback = FALSE;
constant (shift_t, shift_n) = (SRTYPE_LSL, UInt(imm2));
// Armv8-A removes UNPREDICTABLE for R13
if m == 15 then UNPREDICTABLE;
```

For more information about the CONSTRAINED UNPREDICTABLE behavior of this instruction, see [Architectural Constraints on UNPREDICTABLE behaviors](#).

Assembler Symbols

- <c> See [Standard assembler syntax fields](#).
- <q> See [Standard assembler syntax fields](#).
- <Rt> Is the general-purpose register to be transferred, encoded in the "Rt" field.
- <Rn> For encoding A1: is the general-purpose base register, encoded in the "Rn" field. The PC can be used in the offset variant.  
For encoding T1 and T2: is the general-purpose base register, encoded in the "Rn" field.
- +/-  

U	+/-
0	-
1	+

Specifies the index register is added to or subtracted from the base register, defaulting to + if omitted and encoded in "U".
- + Specifies the index register is added to the base register.
- <Rm> Is the general-purpose index register, encoded in the "Rm" field.
- <shift> The shift to apply to the value read from <Rm>. If absent, no shift is applied. Otherwise, see [Shifts applied to a register](#).
- <imm> If present, the size of the left shift to apply to the value from <Rm>, in the range 1-3. <imm> is encoded in imm2. If absent, no shift is specified and imm2 is encoded as 0b00.

Operation

```
if ConditionPassed() then
  EncodingSpecificOperations();
  constant offset = Shift(R[m], shift_t, shift_n, PSTATE.C);
  constant offset_addr = if add then (R[n] + offset) else (R[n] - offset);
  constant address = if index then offset_addr else R[n];
  R[t] = ZeroExtend(MemU[address,1],32);
  if wback then R[n] = offset_addr;
```

Operational information

If CPSR.DIT is 1, the timing of this instruction is insensitive to the value of the data being loaded or stored.

## LDRBT

Load Register Byte Unprivileged loads a byte from memory, zero-extends it to form a 32-bit word, and writes it to a register. For information about memory accesses see [Memory accesses](#).

The memory access is restricted as if the PE were running in User mode. This makes no difference if the PE is actually running in User mode.

LDRBT is UNPREDICTABLE in Hyp mode.

The T32 instruction uses an offset addressing mode, that calculates the address used for the memory access from a base register value and an immediate offset, and leaves the base register unchanged.

The A32 instruction uses a post-indexed addressing mode, that uses a base register value as the address for the memory access, and calculates a new address from a base register value and an offset and writes it back to the base register. The offset can be an immediate value or an optionally-shifted register value.

It has encodings from the following instruction sets: A32 ( [A1](#) and [A2](#) ) and T32 ( [T1](#) ).

### A1

31	30	29	28	27	26	25	24	23	22	21	20	19	18	17	16	15	14	13	12	11	10	9	8	7	6	5	4	3	2	1	0
!= 1111				0	1	0	0	U	1	1	1	Rn				Rt				imm12											
cond																															

### A1

LDRBT{<c>}{<q>} <Rt>, [<Rn>] {, #<+/-><imm>}

```
constant t = UInt(Rt); constant n = UInt(Rn); constant postindex = TRUE;
constant add = (U == '1'); constant register_form = FALSE; constant imm32 = ZeroExtend(imm12, 32);
constant integer m = integer UNKNOWN; constant integer shift_n = integer UNKNOWN;
constant SRTYPE shift_t = SRTYPE UNKNOWN;
if t == 15 || n == 15 || n == t then UNPREDICTABLE;
```

## CONSTRAINED UNPREDICTABLE behavior

If `n == 15`, then one of the following behaviors must occur:

- The instruction is UNDEFINED.
- The instruction executes as NOP.
- The instruction uses post-indexed addressing with the base register as PC. This is handled as described in [Using R15](#).
- The instruction uses immediate offset addressing with the base register as PC, without writeback.

If `n == t && n != 15`, then one of the following behaviors must occur:

- The instruction is UNDEFINED.
- The instruction executes as NOP.
- The instruction performs all of the loads using the specified addressing mode and the content of the register that is written back is UNKNOWN. In addition, if an exception occurs during such as instruction, the base address might be corrupted so that the instruction cannot be repeated.

### A2

31	30	29	28	27	26	25	24	23	22	21	20	19	18	17	16	15	14	13	12	11	10	9	8	7	6	5	4	3	2	1	0
!= 1111				0	1	1	0	U	1	1	1	Rn				Rt				imm5					stype	0	Rm				
cond																															

### A2

LDRBT{<c>}{<q>} <Rt>, [<Rn>], {<+/-><Rm>{, <shift>}}

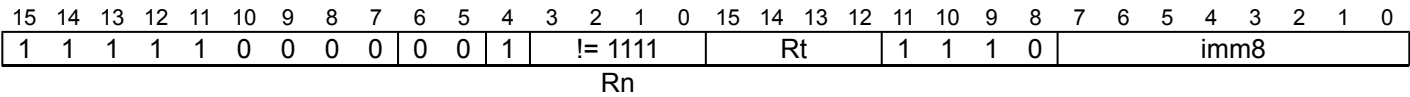
```
constant t = UInt(Rt); constant n = UInt(Rn); constant m = UInt(Rm); constant postindex = TRUE;
constant add = (U == '1'); constant register_form = TRUE;
constant (shift_t, shift_n) = DecodeImmShift(stype, imm5);
constant bits(32) imm32 = bits(32) UNKNOWN;
if t == 15 || n == 15 || n == t || m == 15 then UNPREDICTABLE;
```

CONSTRAINED UNPREDICTABLE behavior

If `n == t && n != 15`, then one of the following behaviors must occur:

- The instruction is UNDEFINED.
- The instruction executes as NOP.
- The instruction performs all of the loads using the specified addressing mode and the content of the register that is written back is UNKNOWN. In addition, if an exception occurs during such as instruction, the base address might be corrupted so that the instruction cannot be repeated.

T1



T1

```
LDRBT{<c>}{<q>}<Rt>, [<Rn> {, #(<+>)<imm>}]
```

```
if Rn == '1111' then SEE "LDRB (literal)";
constant t = UInt(Rt);  constant n = UInt(Rn);  constant postindex = FALSE;  constant add = TRUE;
constant register_form = FALSE;  constant imm32 = ZeroExtend(imm8, 32);
constant integer m = integer UNKNOWN; constant integer shift_n = integer UNKNOWN;
constant SRTYPE shift_t = SRTYPE UNKNOWN;
// Armv8-A removes UNPREDICTABLE for R13
if t == 15 then UNPREDICTABLE;
```

For more information about the CONSTRAINED UNPREDICTABLE behavior of this instruction, see [Architectural Constraints on UNPREDICTABLE behaviors](#).

Assembler Symbols

- <c> See [Standard assembler syntax fields](#).
- <q> See [Standard assembler syntax fields](#).
- <Rt> For encoding A1: is the general-purpose register to be transferred, encoded in the "Rt" field. The PC can be used, but this is deprecated.  
For encoding A2 and T1: is the general-purpose register to be transferred, encoded in the "Rt" field.
- <Rn> Is the general-purpose base register, encoded in the "Rn" field.
- +/- For encoding A1: specifies the offset is added to or subtracted from the base register, defaulting to + if omitted and encoded in "U":

U	+/-
0	-
1	+

For encoding A2: specifies the index register is added to or subtracted from the base register, defaulting to + if omitted and encoded in "U":

U	+/-
0	-
1	+

- <Rm> Is the general-purpose index register, encoded in the "Rm" field.
- <shift> The shift to apply to the value read from <Rm>. If absent, no shift is applied. Otherwise, see [Shifts applied to a register](#).
- + Specifies the offset is added to the base register.
- <imm> For encoding A1: is the 12-bit unsigned immediate byte offset, in the range 0 to 4095, defaulting to 0 if omitted, and encoded in the "imm12" field.  
For encoding T1: is an optional 8-bit unsigned immediate byte offset, in the range 0 to 255, defaulting to 0 and encoded in the "imm8" field.

## Operation

```
if ConditionPassed() then
    EncodingSpecificOperations();
    if PSTATE.EL == EL2 then UNPREDICTABLE; // Hyp mode
    constant offset = if register_form then Shift(R[m], shift_t, shift_n, PSTATE.C) else imm32;
    constant offset_addr = if add then (R[n] + offset) else (R[n] - offset);
    address = if postindex then R[n] else offset_addr;
    R[t] = ZeroExtend(MemU_unpriv[address,1],32);
    if postindex then R[n] = offset_addr;
```

## CONSTRAINED UNPREDICTABLE behavior

If `PSTATE.EL == EL2`, then one of the following behaviors must occur:

- The instruction is UNDEFINED.
- The instruction executes as NOP.
- The instruction executes as LDRB (immediate).

## Operational information

If CPSR.DIT is 1, the timing of this instruction is insensitive to the value of the data being loaded or stored.

Internal version only: isa v01\_31, pseudocode v2024-03\_rel ; Build timestamp: 2024-03-25T10:05

Copyright © 2010-2024 Arm Limited or its affiliates. All rights reserved. This document is Non-Confidential.

## LDRD (immediate)

Load Register Dual (immediate) calculates an address from a base register value and an immediate offset, loads two words from memory, and writes them to two registers. It can use offset, post-indexed, or pre-indexed addressing. For information about memory accesses see [Memory accesses](#). It has encodings from the following instruction sets: A32 ([A1](#)) and T32 ([T1](#)).

### A1

31	30	29	28	27	26	25	24	23	22	21	20	19	18	17	16	15	14	13	12	11	10	9	8	7	6	5	4	3	2	1	0
!= 1111				0	0	0	P	U	1	W	0	!= 1111				Rt				imm4H				1	1	0	1	imm4L			
cond												Rn																			

#### Offset (P == 1 && W == 0)

```
LDRD{<c>}{<q>} <Rt>, <Rt2>, [<Rn> {, #<+/-><imm>}]
```

#### Post-indexed (P == 0 && W == 0)

```
LDRD{<c>}{<q>} <Rt>, <Rt2>, [<Rn>], #<+/-><imm>
```

#### Pre-indexed (P == 1 && W == 1)

```
LDRD{<c>}{<q>} <Rt>, <Rt2>, [<Rn>, #<+/-><imm>]!
```

```
if Rn == '1111' then SEE "LDRD (literal)";
if Rt<0> == '1' then UNPREDICTABLE;
constant t = UInt(Rt); constant t2 = t+1; constant n = UInt(Rn);
constant imm32 = ZeroExtend(imm4H:imm4L, 32); constant index = (P == '1');
constant add = (U == '1'); constant wback = (P == '0') || (W == '1');
if P == '0' && W == '1' then UNPREDICTABLE;
if wback && (n == t || n == t2) then UNPREDICTABLE;
if t2 == 15 then UNPREDICTABLE;
```

## CONSTRAINED UNPREDICTABLE behavior

If `wback && (n == t || n == t2)`, then one of the following behaviors must occur:

- The instruction is UNDEFINED.
- The instruction executes as NOP.
- The instruction performs all of the loads using the specified addressing mode and the content of the register that is written back is UNKNOWN. In addition, if an exception occurs during such an instruction, the base address might be corrupted so that the instruction cannot be repeated.

If `P == '0' && W == '1'`, then one of the following behaviors must occur:

- The instruction is UNDEFINED.
- The instruction executes as NOP.
- The instruction executes as an LDRD using one of offset, post-indexed, or pre-indexed addressing.

If `Rt<0> == '1'`, then one of the following behaviors must occur:

- The instruction is UNDEFINED.
- The instruction executes as NOP.
- The instruction executes with the additional decode: `t<0> = '0'`.
- The instruction executes with the additional decode: `t2 = t`.
- The instruction executes as described, with no change to its behavior and no additional side-effects. This does not apply when `Rt == '1111'`.

### T1

15	14	13	12	11	10	9	8	7	6	5	4	3	2	1	0	15	14	13	12	11	10	9	8	7	6	5	4	3	2	1	0
1	1	1	0	1	0	0	P	U	1	W	1	!= 1111				Rt				Rt2				imm8							
Rn																															

Offset (P == 1 && W == 0)

```
LDRD{<c>}{<q>} <Rt>, <Rt2>, [<Rn> {, #<+/-><imm>}]
```

Post-indexed (P == 0 && W == 1)

```
LDRD{<c>}{<q>} <Rt>, <Rt2>, [<Rn>], #<+/-><imm>
```

Pre-indexed (P == 1 && W == 1)

```
LDRD{<c>}{<q>} <Rt>, <Rt2>, [<Rn>, #<+/-><imm>]!
```

```
if P == '0' && W == '0' then SEE "Related encodings";
if Rn == '1111' then SEE "LDRD (literal)";
constant t = UInt(Rt);  constant t2 = UInt(Rt2);  constant n = UInt(Rn);
constant imm32 = ZeroExtend(imm8:'00', 32);
constant index = (P == '1');  constant add = (U == '1');  constant wback = (W == '1');
if wback && (n == t || n == t2) then UNPREDICTABLE;
// Armv8-A removes UNPREDICTABLE for R13
if t == 15 || t2 == 15 || t == t2 then UNPREDICTABLE;
```

CONSTRAINED UNPREDICTABLE behavior

If `wback && (n == t || n == t2)`, then one of the following behaviors must occur:

- The instruction is UNDEFINED.
- The instruction executes as NOP.
- The instruction performs all of the loads using the specified addressing mode and the content of the register that is written back is UNKNOWN. In addition, if an exception occurs during such an instruction, the base address might be corrupted so that the instruction cannot be repeated.

If `t == t2`, then one of the following behaviors must occur:

- The instruction is UNDEFINED.
- The instruction executes as NOP.
- The load instruction executes but the destination register takes an UNKNOWN value.

For more information about the CONSTRAINED UNPREDICTABLE behavior of this instruction, see [Architectural Constraints on UNPREDICTABLE behaviors](#).

Related encodings: [Load/store dual, load/store exclusive, table branch](#).

Assembler Symbols

<c>	See <a href="#">Standard assembler syntax fields</a> .						
<q>	See <a href="#">Standard assembler syntax fields</a> .						
<Rt>	For encoding A1: is the first general-purpose register to be transferred, encoded in the "Rt" field. This register must be even-numbered and not R14.  For encoding T1: is the first general-purpose register to be transferred, encoded in the "Rt" field.						
<Rt2>	For encoding A1: is the second general-purpose register to be transferred. This register must be <R(t+1)>.  For encoding T1: is the second general-purpose register to be transferred, encoded in the "Rt2" field.						
<Rn>	Is the general-purpose base register, encoded in the "Rn" field. For PC use see <a href="#">LDRD (literal)</a> .						
+/-	Specifies the offset is added to or subtracted from the base register, defaulting to + if omitted and encoded in "U": <table><tr><th>U</th><th>+/-</th></tr><tr><td>0</td><td>-</td></tr><tr><td>1</td><td>+</td></tr></table>	U	+/-	0	-	1	+
U	+/-						
0	-						
1	+						
<imm>	For encoding A1: is the 8-bit unsigned immediate byte offset, in the range 0 to 255, defaulting to 0 if omitted, and encoded in the "imm4H:imm4L" field.  For encoding T1: is the unsigned immediate byte offset, a multiple of 4, in the range 0 to 1020, defaulting to 0 if omitted, and encoded in the "imm8" field as <imm>/4.						

## Operation

```
if ConditionPassed() then
    EncodingSpecificOperations();
    constant offset_addr = if add then (R[n] + imm32) else (R[n] - imm32);
    constant address = if index then offset_addr else R[n];
    if IsAligned(address, 8) then
        constant data = MemA[address, 8];
        if BigEndian(AccessType\_GPR) then
            R[t] = data<63:32>;
            R[t2] = data<31:0>;
        else
            R[t] = data<31:0>;
            R[t2] = data<63:32>;
    else
        R[t] = MemA[address, 4];
        R[t2] = MemA[address+4, 4];
    if wback then R[n] = offset_addr;
```

## Operational information

If CPSR.DIT is 1, the timing of this instruction is insensitive to the value of the data being loaded or stored.

Internal version only: isa v01\_31, pseudocode v2024-03\_rel ; Build timestamp: 2024-03-25T10:05

Copyright © 2010-2024 Arm Limited or its affiliates. All rights reserved. This document is Non-Confidential.



## LDRD (literal)

Load Register Dual (literal) calculates an address from the PC value and an immediate offset, loads two words from memory, and writes them to two registers. For information about memory accesses see [Memory accesses](#).

It has encodings from the following instruction sets: A32 ( [A1](#) ) and T32 ( [T1](#) ).

### A1

31	30	29	28	27	26	25	24	23	22	21	20	19	18	17	16	15	14	13	12	11	10	9	8	7	6	5	4	3	2	1	0
!= 1111				0	0	0	(1)	U	1	(0)	0	1	1	1	1	Rt				imm4H				1	1	0	1	imm4L			
cond																															

### A1

```
LDRD{<c>}{<q>} <Rt>, <Rt2>, <label> // (Normal form)
```

```
LDRD{<c>}{<q>} <Rt>, <Rt2>, [PC, #{+/-}<imm>] // (Alternative form)
```

```
if Rt<0> == '1' then UNPREDICTABLE;
constant t = UInt(Rt); constant t2 = t+1; constant imm32 = ZeroExtend(imm4H:imm4L, 32);
constant add = (U == '1');
if t2 == 15 then UNPREDICTABLE;
```

## CONSTRAINED UNPREDICTABLE behavior

If `Rt<0> == '1'`, then one of the following behaviors must occur:

- The instruction is UNDEFINED.
- The instruction executes as NOP.
- The instruction executes with the additional decode: `t<0> = '0'`.
- The instruction executes with the additional decode: `t2 = t`.
- The instruction executes as described, with no change to its behavior and no additional side-effects. This does not apply when `Rt == '1111'`.

If `P == '0' || W == '1'`, then one of the following behaviors must occur:

- The instruction is UNDEFINED.
- The instruction executes as NOP.
- The instruction executes as if `P == 1` and `W == 0`.

### T1

15	14	13	12	11	10	9	8	7	6	5	4	3	2	1	0	15	14	13	12	11	10	9	8	7	6	5	4	3	2	1	0
1	1	1	0	1	0	0	P	U	1	W	1	1	1	1	1	Rt				Rt2				imm8							

### T1 (!`(P == 0 && W == 0)`)

```
LDRD{<c>}{<q>} <Rt>, <Rt2>, <label> // (Normal form)
```

```
LDRD{<c>}{<q>} <Rt>, <Rt2>, [PC, #{+/-}<imm>] // (Alternative form)
```

```
if P == '0' && W == '0' then SEE "Related encodings";
constant t = UInt(Rt); constant t2 = UInt(Rt2);
constant imm32 = ZeroExtend(imm8:'00', 32); constant add = (U == '1');
// Armv8-A removes UNPREDICTABLE for R13
if t == 15 || t2 == 15 || t == t2 then UNPREDICTABLE;
if W == '1' then UNPREDICTABLE;
```

## CONSTRAINED UNPREDICTABLE behavior

If `t == t2`, then one of the following behaviors must occur:

- The instruction is UNDEFINED.

- The instruction executes as NOP.
- The load instruction executes but the destination register takes an UNKNOWN value.

If  $\bar{W} == '1'$ , then one of the following behaviors must occur:

- The instruction is UNDEFINED.
- The instruction executes as NOP.
- The instruction executes without writeback of the base address.
- The instruction uses post-indexed addressing when  $P == '0'$  and uses pre-indexed addressing otherwise. The instruction is handled as described in [Using R15](#).

For more information about the CONSTRAINED UNPREDICTABLE behavior of this instruction, see [Architectural Constraints on UNPREDICTABLE behaviors](#).

Related encodings: [Load/Store dual](#), [Load/Store-Exclusive](#), [Load-Acquire/Store-Release](#), [table branch](#).

## Assembler Symbols

<c>	See <a href="#">Standard assembler syntax fields</a> .
<q>	See <a href="#">Standard assembler syntax fields</a> .
<Rt>	For encoding A1: is the first general-purpose register to be transferred, encoded in the "Rt" field. This register must be even-numbered and not R14.  For encoding T1: is the first general-purpose register to be transferred, encoded in the "Rt" field.
<Rt2>	For encoding A1: is the second general-purpose register to be transferred. This register must be <R(t+1)>.  For encoding T1: is the second general-purpose register to be transferred, encoded in the "Rt2" field.
<label>	For encoding A1: the label of the literal data item that is to be loaded into <Rt>. The assembler calculates the required value of the offset from the Align(PC, 4) value of the instruction to this label. Any value in the range -255 to 255 is permitted. If the offset is zero or positive, imm32 is equal to the offset and add == TRUE, encoded as U == 1. If the offset is negative, imm32 is equal to minus the offset and add == FALSE, encoded as U == 0.  For encoding T1: the label of the literal data item that is to be loaded into <Rt>. The assembler calculates the required value of the offset from the Align(PC, 4) value of the instruction to this label. Permitted values of the offset are multiples of 4 in the range -1020 to 1020. If the offset is zero or positive, imm32 is equal to the offset and add == TRUE, encoded as U == 1. If the offset is negative, imm32 is equal to minus the offset and add == FALSE, encoded as U == 0.

+/- Specifies the offset is added to or subtracted from the base register, defaulting to + if omitted and encoded in "U":

U	+/-
0	-
1	+

<imm>	For encoding A1: is the 8-bit unsigned immediate byte offset, in the range 0 to 255, defaulting to 0 if omitted, and encoded in the "imm4H:imm4L" field.  For encoding T1: is the optional 8-bit unsigned immediate byte offset, in the range 0 to 255, defaulting to 0 and encoded in the "imm8" field.
-------	--

The alternative syntax permits the addition or subtraction of the offset and the immediate offset to be specified separately, including permitting a subtraction of 0 that cannot be specified using the normal syntax. For more information, see [Use of labels in UAL instruction syntax](#).

## Operation

```

if ConditionPassed() then
    EncodingSpecificOperations();
    constant address = if add then (Align(PC32,4) + imm32) else (Align(PC32,4) - imm32);
    if IsAligned(address, 8) then
        constant data = MemA[address,8];
        if BigEndian(AccessType_GPR) then
            R[t] = data<63:32>;
            R[t2] = data<31:0>;
        else
            R[t] = data<31:0>;
            R[t2] = data<63:32>;
    else
        R[t] = MemA[address,4];
        R[t2] = MemA[address+4,4];

```

**Operational information**

If CPSR.DIT is 1, the timing of this instruction is insensitive to the value of the data being loaded or stored.

Internal version only: isa v01\_31, pseudocode v2024-03\_rel ; Build timestamp: 2024-03-25T10:05  
Copyright © 2010-2024 Arm Limited or its affiliates. All rights reserved. This document is Non-Confidential.

## LDRD (register)

Load Register Dual (register) calculates an address from a base register value and a register offset, loads two words from memory, and writes them to two registers. It can use offset, post-indexed, or pre-indexed addressing. For information about memory accesses see [Memory accesses](#).

### A1

31	30	29	28	27	26	25	24	23	22	21	20	19	18	17	16	15	14	13	12	11	10	9	8	7	6	5	4	3	2	1	0
!= 1111				0	0	0	P	U	0	W	0	Rn				Rt				(0)	(0)	(0)	(0)	1	1	0	1	Rm			
cond																															

#### Offset (P == 1 && W == 0)

```
LDRD{<c>}{<q>} <Rt>, <Rt2>, [<Rn>, {+/-}<Rm>]
```

#### Post-indexed (P == 0 && W == 0)

```
LDRD{<c>}{<q>} <Rt>, <Rt2>, [<Rn>], {+/-}<Rm>
```

#### Pre-indexed (P == 1 && W == 1)

```
LDRD{<c>}{<q>} <Rt>, <Rt2>, [<Rn>, {+/-}<Rm>]!
```

```
if Rt<0> == '1' then UNPREDICTABLE;
constant t = UInt(Rt); constant t2 = t+1; constant n = UInt(Rn); constant m = UInt(Rm);
constant index = (P == '1'); constant add = (U == '1'); constant wback = (P == '0') || (W == '1');
if P == '0' && W == '1' then UNPREDICTABLE;
if t2 == 15 || m == 15 || m == t || m == t2 then UNPREDICTABLE;
if wback && (n == 15 || n == t || n == t2) then UNPREDICTABLE;
```

## CONSTRAINED UNPREDICTABLE behavior

If `wback && (n == t || n == t2)`, then one of the following behaviors must occur:

- The instruction is UNDEFINED.
- The instruction executes as NOP.
- The instruction performs all of the loads using the specified addressing mode and the content of the register that is written back is UNKNOWN. In addition, if an exception occurs during such as instruction, the base address might be corrupted so that the instruction cannot be repeated.

If `P == '0' && W == '1'`, then one of the following behaviors must occur:

- The instruction is UNDEFINED.
- The instruction executes as NOP.
- The instruction executes as an LDRD using one of offset, post-indexed, or pre-indexed addressing.

If `m == t || m == t2`, then one of the following behaviors must occur:

- The instruction is UNDEFINED.
- The instruction executes as NOP.
- The instruction loads register Rm with an UNKNOWN value.

If `Rt<0> == '1'`, then one of the following behaviors must occur:

- The instruction is UNDEFINED.
- The instruction executes as NOP.
- The instruction executes with the additional decode: `t<0> = '0'`.
- The instruction executes with the additional decode: `t2 = t`.
- The instruction executes as described, with no change to its behavior and no additional side-effects. This does not apply when `Rt == '1111'`.

For more information about the CONSTRAINED UNPREDICTABLE behavior of this instruction, see [Architectural Constraints on UNPREDICTABLE behaviors](#).

Assembler Symbols

- <c>See *Standard assembler syntax fields*.
- <q>See *Standard assembler syntax fields*.
- <Rt>Is the first general-purpose register to be transferred, encoded in the "Rt" field. This register must be even-numbered and not R14.
- <Rt2>Is the second general-purpose register to be transferred. This register must be <R(t+1)>.
- <Rn>Is the general-purpose base register, encoded in the "Rn" field. The PC can be used in the offset variant.
- +/-Specifies the index register is added to or subtracted from the base register, defaulting to + if omitted and encoded in "U":

U	+/-
0	-
1	+
- <Rm>Is the general-purpose index register, encoded in the "Rm" field.

Operation

```
if ConditionPassed() then
    EncodingSpecificOperations();
    constant offset_addr = if add then (R[n] + R[m]) else (R[n] - R[m]);
    constant address = if index then offset_addr else R[n];
    if IsAligned(address, 8) then
        constant data = MemA[address, 8];
        if BigEndian(AccessType_GPR) then
            R[t] = data<63:32>;
            R[t2] = data<31:0>;
        else
            R[t] = data<31:0>;
            R[t2] = data<63:32>;
    else
        R[t] = MemA[address, 4];
        R[t2] = MemA[address+4, 4];

    if wback then R[n] = offset_addr;
```

Operational information

If CPSR.DIT is 1, the timing of this instruction is insensitive to the value of the data being loaded or stored.

# LDREX

Load Register Exclusive calculates an address from a base register value and an immediate offset, loads a word from memory, writes it to a register and:

- If the address has the Shared Memory attribute, marks the physical address as exclusive access for the executing PE in a global monitor.
- Causes the executing PE to indicate an active exclusive access in the local monitor.

For more information about support for shared memory see [Synchronization and semaphores](#). For information about memory accesses see [Memory accesses](#).

It has encodings from the following instruction sets: A32 ( [A1](#) ) and T32 ( [T1](#) ).

## A1

31	30	29	28	27	26	25	24	23	22	21	20	19	18	17	16	15	14	13	12	11	10	9	8	7	6	5	4	3	2	1	0
!= 1111				0	0	0	1	1	0	0	1	Rn				Rt				(1)	(1)	1	1	1	0	0	1	(1)	(1)	(1)	(1)
cond																															

## A1

```
LDREX{<c>}{<q>} <Rt>, [<Rn> {, {#}<imm>}]
```

```
constant t = UInt(Rt); constant n = UInt(Rn); constant imm32 = Zeros(32); // Zero offset
if t == 15 || n == 15 then UNPREDICTABLE;
```

## T1

15	14	13	12	11	10	9	8	7	6	5	4	3	2	1	0	15	14	13	12	11	10	9	8	7	6	5	4	3	2	1	0
1	1	1	0	1	0	0	0	0	1	0	1	Rn				Rt				(1)	(1)	(1)	(1)	imm8							

## T1

```
LDREX{<c>}{<q>} <Rt>, [<Rn> {, #<imm>}]
```

```
constant t = UInt(Rt); constant n = UInt(Rn); constant imm32 = ZeroExtend(imm8:'00', 32);
// Armv8-A removes UNPREDICTABLE for R13
if t == 15 || n == 15 then UNPREDICTABLE;
```

For more information about the CONSTRAINED UNPREDICTABLE behavior of this instruction, see [Architectural Constraints on UNPREDICTABLE behaviors](#).

## Assembler Symbols

- <c> See [Standard assembler syntax fields](#).
- <q> See [Standard assembler syntax fields](#).
- <Rt> Is the general-purpose register to be transferred, encoded in the "Rt" field.
- <Rn> Is the general-purpose base register, encoded in the "Rn" field.
- <imm> For encoding A1: the immediate offset added to the value of <Rn> to calculate the address. <imm> can only be 0 or omitted.  
For encoding T1: the immediate offset added to the value of <Rn> to calculate the address. <imm> can be omitted, meaning an offset of 0. Values are multiples of 4 in the range 0-1020.

## Operation

```
if ConditionPassed() then
    EncodingSpecificOperations();
    constant address = R[n] + imm32;
    AArch32.SetExclusiveMonitors(address, 4);
    R[t] = MemA(address, 4);
```

**Operational information**

If CPSR.DIT is 1, the timing of this instruction is insensitive to the value of the data being loaded or stored.

Internal version only: isa v01\_31, pseudocode v2024-03\_rel ; Build timestamp: 2024-03-25T10:05  
Copyright © 2010-2024 Arm Limited or its affiliates. All rights reserved. This document is Non-Confidential.

LDREXB

Load Register Exclusive Byte derives an address from a base register value, loads a byte from memory, zero-extends it to form a 32-bit word, writes it to a register and:

- If the address has the Shared Memory attribute, marks the physical address as exclusive access for the executing PE in a global monitor.
- Causes the executing PE to indicate an active exclusive access in the local monitor.

For more information about support for shared memory see [Synchronization and semaphores](#). For information about memory accesses see [Memory accesses](#).

It has encodings from the following instruction sets: A32 ( [A1](#) ) and T32 ( [T1](#) ) .

A1

31	30	29	28	27	26	25	24	23	22	21	20	19	18	17	16	15	14	13	12	11	10	9	8	7	6	5	4	3	2	1	0
!= 1111				0	0	0	1	1	1	0	1	Rn				Rt				(1)	(1)	1	1	1	0	0	1	(1)	(1)	(1)	(1)
cond																															

A1

```
LDREXB{<c>}{<q>} <Rt>, [<Rn>]

constant t = UInt(Rt);  constant n = UInt(Rn);
if t == 15 || n == 15 then UNPREDICTABLE;
```

T1

15	14	13	12	11	10	9	8	7	6	5	4	3	2	1	0	15	14	13	12	11	10	9	8	7	6	5	4	3	2	1	0
1	1	1	0	1	0	0	0	1	1	0	1	Rn				Rt				(1)	(1)	(1)	(1)	0	1	0	0	(1)	(1)	(1)	(1)

T1

```
LDREXB{<c>}{<q>} <Rt>, [<Rn>]

constant t = UInt(Rt);  constant n = UInt(Rn);
// Armv8-A removes UNPREDICTABLE for R13
if t == 15 || n == 15 then UNPREDICTABLE;
```

For more information about the CONSTRAINED UNPREDICTABLE behavior of this instruction, see [Architectural Constraints on UNPREDICTABLE behaviors](#).

Assembler Symbols

- <c> See [Standard assembler syntax fields](#).
- <q> See [Standard assembler syntax fields](#).
- <Rt> Is the general-purpose register to be transferred, encoded in the "Rt" field.
- <Rn> Is the general-purpose base register, encoded in the "Rn" field.

Operation

```
if ConditionPassed() then
    EncodingSpecificOperations();
    constant address = R[n];
    AArch32.SetExclusiveMonitors(address,1);
    R[t] = ZeroExtend(MemA[address,1], 32);
```

Operational information

If CPSR.DIT is 1, the timing of this instruction is insensitive to the value of the data being loaded or stored.





# LDREXD

Load Register Exclusive Doubleword derives an address from a base register value, loads a 64-bit doubleword from memory, writes it to two registers and:

- If the address has the Shared Memory attribute, marks the physical address as exclusive access for the executing PE in a global monitor.
- Causes the executing PE to indicate an active exclusive access in the local monitor.

For more information about support for shared memory see [Synchronization and semaphores](#). For information about memory accesses see [Memory accesses](#).

It has encodings from the following instruction sets: A32 ( [A1](#) ) and T32 ( [T1](#) ) .

## A1

31	30	29	28	27	26	25	24	23	22	21	20	19	18	17	16	15	14	13	12	11	10	9	8	7	6	5	4	3	2	1	0
!= 1111				0	0	0	1	1	0	1	1	Rn				Rt				(1)	(1)	1	1	1	0	0	1	(1)	(1)	(1)	(1)
cond																															

## A1

```
LDREXD{<c>}{<q>} <Rt>, <Rt2>, [<Rn>]

constant t = UInt(Rt);  constant t2 = t + 1;  constant n = UInt(Rn);
if Rt<0> == '1' || t2 == 15 || n == 15 then UNPREDICTABLE;
```

### CONSTRAINED UNPREDICTABLE behavior

If `Rt<0> == '1'`, then one of the following behaviors must occur:

- The instruction is UNDEFINED.
- The instruction executes as NOP.
- The instruction executes with the additional decode: `t<0> = '0'`.
- The instruction executes with the additional decode: `t2 = t`.
- The instruction executes as described, with no change to its behavior and no additional side effects.

If `Rt == '1110'`, then one of the following behaviors must occur:

- The instruction is UNDEFINED.
- The instruction executes as NOP.
- The instruction is handled as described in [Using R15](#).

## T1

15	14	13	12	11	10	9	8	7	6	5	4	3	2	1	0	15	14	13	12	11	10	9	8	7	6	5	4	3	2	1	0
1	1	1	0	1	0	0	0	1	1	0	1	Rn				Rt				Rt2				0	1	1	1	(1)	(1)	(1)	(1)

## T1

```
LDREXD{<c>}{<q>} <Rt>, <Rt2>, [<Rn>]

constant t = UInt(Rt);  constant t2 = UInt(Rt2);  constant n = UInt(Rn);
if t == 15 || t2 == 15 || t == t2 || n == 15 then UNPREDICTABLE;
// Armv8-A removes UNPREDICTABLE for R13
```

### CONSTRAINED UNPREDICTABLE behavior

If `t == t2`, then one of the following behaviors must occur:

- The instruction is UNDEFINED.
- The instruction executes as NOP.
- The load instruction executes but the destination register takes an UNKNOWN value.

For more information about the CONSTRAINED UNPREDICTABLE behavior of this instruction, see [Architectural Constraints on UNPREDICTABLE behaviors](#).

## Assembler Symbols

<c>	See <a href="#">Standard assembler syntax fields</a> .
<q>	See <a href="#">Standard assembler syntax fields</a> .
<Rt>	For encoding A1: is the first general-purpose register to be transferred, encoded in the "Rt" field. <Rt> must be even-numbered and not R14. For encoding T1: is the first general-purpose register to be transferred, encoded in the "Rt" field.
<Rt2>	For encoding A1: is the second general-purpose register to be transferred. <Rt2> must be <R(t+1)>. For encoding T1: is the second general-purpose register to be transferred, encoded in the "Rt2" field.
<Rn>	Is the general-purpose base register, encoded in the "Rn" field.

## Operation

```
if ConditionPassed() then
    EncodingSpecificOperations();
    constant address = R[n];
    AArch32.SetExclusiveMonitors(address, 8);
    constant value = MemA[address, 8];

    // Extract words from 64-bit loaded value such that R[t] is
    // loaded from address and R[t2] from address+4.
    R[t] = if BigEndian(AccessType\_GPR) then value<63:32> else value<31:0>;
    R[t2] = if BigEndian(AccessType\_GPR) then value<31:0> else value<63:32>;
```

## Operational information

If CPSR.DIT is 1, the timing of this instruction is insensitive to the value of the data being loaded or stored.

Internal version only: isa v01\_31, pseudocode v2024-03\_rel ; Build timestamp: 2024-03-25T10:05

Copyright © 2010-2024 Arm Limited or its affiliates. All rights reserved. This document is Non-Confidential.

LDREXH

Load Register Exclusive Halfword derives an address from a base register value, loads a halfword from memory, zero-extends it to form a 32-bit word, writes it to a register and:

- If the address has the Shared Memory attribute, marks the physical address as exclusive access for the executing PE in a global monitor.
- Causes the executing PE to indicate an active exclusive access in the local monitor.

For more information about support for shared memory see [Synchronization and semaphores](#). For information about memory accesses see [Memory accesses](#).

It has encodings from the following instruction sets: A32 ( [A1](#) ) and T32 ( [T1](#) ) .

A1

31	30	29	28	27	26	25	24	23	22	21	20	19	18	17	16	15	14	13	12	11	10	9	8	7	6	5	4	3	2	1	0
!= 1111				0	0	0	1	1	1	1	Rn				Rt				(1)	(1)	1	1	1	0	0	1	(1)	(1)	(1)	(1)	
cond																															

A1

```
LDREXH{<c>}{<q>} <Rt>, [<Rn>]

constant t = UInt(Rt);  constant n = UInt(Rn);
if t == 15 || n == 15 then UNPREDICTABLE;
```

T1

15	14	13	12	11	10	9	8	7	6	5	4	3	2	1	0	15	14	13	12	11	10	9	8	7	6	5	4	3	2	1	0
1	1	1	0	1	0	0	0	1	1	0	1	Rn				Rt				(1)	(1)	(1)	(1)	0	1	0	1	(1)	(1)	(1)	(1)

T1

```
LDREXH{<c>}{<q>} <Rt>, [<Rn>]

constant t = UInt(Rt);  constant n = UInt(Rn);
// Armv8-A removes UNPREDICTABLE for R13
if t == 15 || n == 15 then UNPREDICTABLE;
```

For more information about the CONSTRAINED UNPREDICTABLE behavior of this instruction, see [Architectural Constraints on UNPREDICTABLE behaviors](#).

Assembler Symbols

<c>	See <a href="#">Standard assembler syntax fields</a> .
<q>	See <a href="#">Standard assembler syntax fields</a> .
<Rt>	Is the general-purpose register to be transferred, encoded in the "Rt" field.
<Rn>	Is the general-purpose base register, encoded in the "Rn" field.

Operation

```
if ConditionPassed() then
    EncodingSpecificOperations();
    constant address = R[n];
    AArch32.SetExclusiveMonitors(address,2);
    R[t] = ZeroExtend(MemA[address,2], 32);
```

Operational information

If CPSR.DIT is 1, the timing of this instruction is insensitive to the value of the data being loaded or stored.



## LDRH (immediate)

Load Register Halfword (immediate) calculates an address from a base register value and an immediate offset, loads a halfword from memory, zero-extends it to form a 32-bit word, and writes it to a register. It can use offset, post-indexed, or pre-indexed addressing. For information about memory accesses see [Memory accesses](#).

It has encodings from the following instruction sets: A32 ( [A1](#) ) and T32 ( [T1](#) , [T2](#) and [T3](#) ) .

### A1

31	30	29	28	27	26	25	24	23	22	21	20	19	18	17	16	15	14	13	12	11	10	9	8	7	6	5	4	3	2	1	0
!= 1111				0	0	0	P	U	1	W	1	!= 1111				Rt				imm4H				1	0	1	1	imm4L			
cond												Rn																			

#### Offset (P == 1 && W == 0)

```
LDRH{<c>}{<q>} <Rt>, [<Rn> {, # {+/-}<imm>}]
```

#### Post-indexed (P == 0 && W == 0)

```
LDRH{<c>}{<q>} <Rt>, [<Rn>], # {+/-}<imm>
```

#### Pre-indexed (P == 1 && W == 1)

```
LDRH{<c>}{<q>} <Rt>, [<Rn>, # {+/-}<imm>]!
```

```
if Rn == '1111' then SEE "LDRH (literal)";
if P == '0' && W == '1' then SEE "LDRHT";
constant t = UInt(Rt); constant n = UInt(Rn); constant imm32 = ZeroExtend(imm4H:imm4L, 32);
constant index = (P == '1'); constant add = (U == '1'); constant wback = (P == '0') || (W == '1');
if t == 15 || (wback && n == t) then UNPREDICTABLE;
```

## CONSTRAINED UNPREDICTABLE behavior

If `wback && n == t`, then one of the following behaviors must occur:

- The instruction is UNDEFINED.
- The instruction executes as NOP.
- The instruction performs all of the loads using the specified addressing mode and the content of the register that is written back is UNKNOWN. In addition, if an exception occurs during such an instruction, the base address might be corrupted so that the instruction cannot be repeated.

### T1

15	14	13	12	11	10	9	8	7	6	5	4	3	2	1	0
1	0	0	0	1	imm5				Rn				Rt		

### T1

```
LDRH{<c>}{<q>} <Rt>, [<Rn> {, # {+}<imm>}]
```

```
constant t = UInt(Rt); constant n = UInt(Rn); constant imm32 = ZeroExtend(imm5:'0', 32);
constant index = TRUE; constant add = TRUE; constant wback = FALSE;
```

### T2

15	14	13	12	11	10	9	8	7	6	5	4	3	2	1	0	15	14	13	12	11	10	9	8	7	6	5	4	3	2	1	0
1 1 1 1 1 0 0 0 1									0 1		1	!= 1111			!= 1111			imm12													
Rn																Rt															

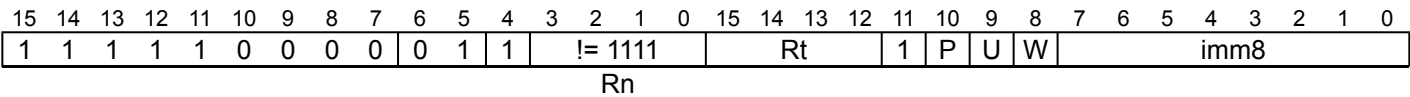
T2

```
LDRH{<c>}.W <Rt>, [<Rn> {, #<+><imm>}] // (<Rt>, <Rn>, <imm> can be represented in T1)

LDRH{<c>}{<q>} <Rt>, [<Rn> {, #<+><imm>}]

if Rt == '1111' then SEE "PLD (immediate)";
if Rn == '1111' then SEE "LDRH (literal)";
constant t = UInt(Rt); constant n = UInt(Rn); constant imm32 = ZeroExtend(imm12, 32);
constant index = TRUE; constant add = TRUE; constant wback = FALSE;
// Armv8-A removes UNPREDICTABLE for R13
```

T3



Offset (Rt != 1111 && P == 1 && U == 0 && W == 0)

```
LDRH{<c>}{<q>} <Rt>, [<Rn> {, #-<imm>}]
```

Post-indexed (P == 0 && W == 1)

```
LDRH{<c>}{<q>} <Rt>, [<Rn>], #<+/-><imm>
```

Pre-indexed (P == 1 && W == 1)

```
LDRH{<c>}{<q>} <Rt>, [<Rn>, #<+/-><imm>]!

if Rn == '1111' then SEE "LDRH (literal)";
if Rt == '1111' && P == '1' && U == '0' && W == '0' then SEE "PLDW (immediate)";
if P == '1' && U == '1' && W == '0' then SEE "LDRHT";
if P == '0' && W == '0' then UNDEFINED;
constant t = UInt(Rt); constant n = UInt(Rn); constant imm32 = ZeroExtend(imm8, 32);
constant index = (P == '1'); constant add = (U == '1'); constant wback = (W == '1');
if (t == 15 && W == '1') || (wback && n == t) then UNPREDICTABLE;
// Armv8-A removes UNPREDICTABLE for R13
```

CONSTRAINED UNPREDICTABLE behavior

If `wback && n == t`, then one of the following behaviors must occur:

- The instruction is UNDEFINED.
- The instruction executes as NOP.
- The instruction performs all of the loads using the specified addressing mode and the content of the register that is written back is UNKNOWN. In addition, if an exception occurs during such an instruction, the base address might be corrupted so that the instruction cannot be repeated.

For more information about the CONSTRAINED UNPREDICTABLE behavior of this instruction, see [Architectural Constraints on UNPREDICTABLE behaviors](#).

Assembler Symbols

<c>	See <a href="#">Standard assembler syntax fields</a> .
<q>	See <a href="#">Standard assembler syntax fields</a> .
<Rt>	Is the general-purpose register to be transferred, encoded in the "Rt" field.
<Rn>	For encoding A1, T2 and T3: is the general-purpose base register, encoded in the "Rn" field. For PC use see <a href="#">LDRH (literal)</a> . For encoding T1: is the general-purpose base register, encoded in the "Rn" field.
+/-	Specifies the offset is added to or subtracted from the base register, defaulting to + if omitted and encoded in "U":

U	+/-
0	-
1	+

+

Specifies the offset is added to the base register.

<imm>

For encoding A1: is the 8-bit unsigned immediate byte offset, in the range 0 to 255, defaulting to 0 if omitted, and encoded in the "imm4H:imm4L" field.

For encoding T1: is the optional positive unsigned immediate byte offset, a multiple of 2, in the range 0 to 62, defaulting to 0 and encoded in the "imm5" field as <imm>/2.

For encoding T2: is an optional 12-bit unsigned immediate byte offset, in the range 0 to 4095, defaulting to 0 and encoded in the "imm12" field.

For encoding T3: is an 8-bit unsigned immediate byte offset, in the range 0 to 255, defaulting to 0 if omitted, and encoded in the "imm8" field.

## Operation

```

if CurrentInstrSet() == InstrSet\_A32 then
  if ConditionPassed() then
    EncodingSpecificOperations();
    constant offset_addr = if add then (R[n] + imm32) else (R[n] - imm32);
    constant address = if index then offset_addr else R[n];
    constant data = MemU[address,2];
    if wback then R[n] = offset_addr;
    R[t] = ZeroExtend(data, 32);
else
  if ConditionPassed() then
    EncodingSpecificOperations();
    constant offset_addr = if add then (R[n] + imm32) else (R[n] - imm32);
    constant address = if index then offset_addr else R[n];
    constant data = MemU[address,2];
    if wback then R[n] = offset_addr;
    R[t] = ZeroExtend(data, 32);

```

## Operational information

If CPSR.DIT is 1, the timing of this instruction is insensitive to the value of the data being loaded or stored.

Internal version only: isa v01\_31, pseudocode v2024-03\_rel ; Build timestamp: 2024-03-25T10:05

Copyright © 2010-2024 Arm Limited or its affiliates. All rights reserved. This document is Non-Confidential.



## LDRH (literal)

Load Register Halfword (literal) calculates an address from the PC value and an immediate offset, loads a halfword from memory, zero-extends it to form a 32-bit word, and writes it to a register. For information about memory accesses see [Memory accesses](#).

It has encodings from the following instruction sets: A32 ( [A1](#) ) and T32 ( [T1](#) ).

### A1

31	30	29	28	27	26	25	24	23	22	21	20	19	18	17	16	15	14	13	12	11	10	9	8	7	6	5	4	3	2	1	0
!= 1111				0	0	0	P	U	1	W	1	1	1	1	1	Rt				imm4H				1	0	1	1	imm4L			
cond																															

### A1 (!!(P == 0 && W == 1))

```
LDRH{<c>}{<q>} <Rt>, <label> // (Normal form)
```

```
LDRH{<c>}{<q>} <Rt>, [PC, #{+/-}<imm>] // (Alternative form)
```

```
if P == '0' && W == '1' then SEE "LDRHT";
constant t = UInt(Rt); constant imm32 = ZeroExtend(imm4H:imm4L, 32);
constant add = (U == '1'); constant wback = (P == '0') || (W == '1');
if t == 15 || wback then UNPREDICTABLE;
```

## CONSTRAINED UNPREDICTABLE behavior

If **wback**, then one of the following behaviors must occur:

- The instruction is UNDEFINED.
- The instruction executes as NOP.
- The instruction executes with the additional decode: wback = FALSE;
- The instruction treats bit[24] as the P bit, and bit[21] as the writeback (W) bit, and uses the same addressing mode as described in [LDRH \(immediate\)](#). The instruction uses post-indexed addressing when P == '0' and uses pre-indexed addressing otherwise. The instruction is handled as described in [Using R15](#).

### T1

15	14	13	12	11	10	9	8	7	6	5	4	3	2	1	0	15	14	13	12	11	10	9	8	7	6	5	4	3	2	1	0
1	1	1	1	1	0	0	0	U	0	1	1	1	1	1	1	!= 1111				imm12											
Rt																															

### T1

```
LDRH{<c>}{<q>} <Rt>, <label> // (Preferred syntax)
```

```
LDRH{<c>}{<q>} <Rt>, [PC, #{+/-}<imm>] // (Alternative syntax)
```

```
if Rt == '1111' then SEE "PLD (literal)";
constant t = UInt(Rt); constant imm32 = ZeroExtend(imm12, 32); constant add = (U == '1');
// Armv8-A removes UNPREDICTABLE for R13
```

For more information about the CONSTRAINED UNPREDICTABLE behavior of this instruction, see [Architectural Constraints on UNPREDICTABLE behaviors](#).

## Assembler Symbols

<c> See [Standard assembler syntax fields](#).

<q> See [Standard assembler syntax fields](#).

<Rt> Is the general-purpose register to be transferred, encoded in the "Rt" field.

<label> For encoding A1: the label of the literal data item that is to be loaded into <Rt>. The assembler calculates the required value of the offset from the Align(PC, 4) value of the instruction to this label. Any value in the range -255 to 255 is permitted.

If the offset is zero or positive, imm32 is equal to the offset and add == TRUE, encoded as U == 1. If the offset is negative, imm32 is equal to minus the offset and add == FALSE, encoded as U == 0.

For encoding T1: the label of the literal data item that is to be loaded into <Rt>. The assembler calculates the required value of the offset from the Align(PC, 4) value of the instruction to this label. Permitted values of the offset are -4095 to 4095.

If the offset is zero or positive, imm32 is equal to the offset and add == TRUE, encoded as U == 1.

If the offset is negative, imm32 is equal to minus the offset and add == FALSE, encoded as U == 0.

+/- Specifies the offset is added to or subtracted from the base register, defaulting to + if omitted and encoded in “U”:

U	+/-
0	-
1	+

<imm> For encoding A1: is the 8-bit unsigned immediate byte offset, in the range 0 to 255, defaulting to 0 if omitted, and encoded in the "imm4H:imm4L" field.

For encoding T1: is a 12-bit unsigned immediate byte offset, in the range 0 to 4095, encoded in the "imm12" field.

The alternative syntax permits the addition or subtraction of the offset and the immediate offset to be specified separately, including permitting a subtraction of 0 that cannot be specified using the normal syntax. For more information, see [Use of labels in UAL instruction syntax](#).

Operation

```
if ConditionPassed() then
    EncodingSpecificOperations();
    constant base = Align(PC32, 4);
    constant address = if add then (base + imm32) else (base - imm32);
    constant data = MemU[address, 2];
    R[t] = ZeroExtend(data, 32);
```

Operational information

If CPSR.DIT is 1, the timing of this instruction is insensitive to the value of the data being loaded or stored.

LDRH (register)

Load Register Halfword (register) calculates an address from a base register value and an offset register value, loads a halfword from memory, zero-extends it to form a 32-bit word, and writes it to a register. The offset register value can be shifted left by 0, 1, 2, or 3 bits. For information about memory accesses see [Memory accesses](#).

It has encodings from the following instruction sets: A32 ( [A1](#) ) and T32 ( [T1](#) and [T2](#) ).

A1

31	30	29	28	27	26	25	24	23	22	21	20	19	18	17	16	15	14	13	12	11	10	9	8	7	6	5	4	3	2	1	0
!= 1111				0	0	0	P	U	0	W	1	Rn				Rt				(0)	(0)	(0)	(0)	1	0	1	1	Rm			
cond																															

Offset (P == 1 && W == 0)

LDRH{<c>}{<q>} <Rt>, [<Rn>, {+/-}<Rm>]

Post-indexed (P == 0 && W == 0)

LDRH{<c>}{<q>} <Rt>, [<Rn>], {+/-}<Rm>

Pre-indexed (P == 1 && W == 1)

LDRH{<c>}{<q>} <Rt>, [<Rn>, {+/-}<Rm>]!

```
if P == '0' && W == '1' then SEE "LDRHT";
constant t = UInt(Rt);  constant n = UInt(Rn);  constant m = UInt(Rm);
constant index = (P == '1');  constant add = (U == '1');  constant wback = (P == '0') || (W == '1');
constant (shift_t, shift_n) = (SRTYPE_LSL, 0);
if t == 15 || m == 15 then UNPREDICTABLE;
if wback && (n == 15 || n == t) then UNPREDICTABLE;
```

CONSTRAINED UNPREDICTABLE behavior

If `wback && n == t`, then one of the following behaviors must occur:

- The instruction is UNDEFINED.
- The instruction executes as NOP.
- The instruction performs all of the loads using the specified addressing mode and the content of the register that is written back is UNKNOWN. In addition, if an exception occurs during such as instruction, the base address might be corrupted so that the instruction cannot be repeated.

T1

15	14	13	12	11	10	9	8	7	6	5	4	3	2	1	0
0	1	0	1	1	0	1	Rm				Rn				Rt

T1

LDRH{<c>}{<q>} <Rt>, [<Rn>, {+}<Rm>]

```
constant t = UInt(Rt);  constant n = UInt(Rn);  constant m = UInt(Rm);
constant index = TRUE;  constant add = TRUE;  constant wback = FALSE;
constant (shift_t, shift_n) = (SRTYPE_LSL, 0);
```

T2

15	14	13	12	11	10	9	8	7	6	5	4	3	2	1	0	15	14	13	12	11	10	9	8	7	6	5	4	3	2	1	0		
1	1	1	1	1	0	0	0	0	0	1	1	!= 1111				!= 1111				0	0	0	0	0	0	imm2				Rm			
Rn																Rt																	

```
LDRH{<c>}.W <Rt>, [<Rn>, {+}<Rm>] // (<Rt>, <Rn>, <Rm> can be represented in T1)

LDRH{<c>}{<q>} <Rt>, [<Rn>, {+}<Rm>{, LSL #<imm>}]
```

```
if Rn == '1111' then SEE "LDRH (literal)";
if Rt == '1111' then SEE "PLDW (register)";
constant t = UInt(Rt); constant n = UInt(Rn); constant m = UInt(Rm);
constant index = TRUE; constant add = TRUE; constant wback = FALSE;
constant (shift_t, shift_n) = (SRTYPE_LSL, UInt(imm2));
// Armv8-A removes UNPREDICTABLE for R13
if m == 15 then UNPREDICTABLE;
```

For more information about the CONSTRAINED UNPREDICTABLE behavior of this instruction, see [Architectural Constraints on UNPREDICTABLE behaviors](#).

Assembler Symbols

- <c> See [Standard assembler syntax fields](#).
- <q> See [Standard assembler syntax fields](#).
- <Rt> Is the general-purpose register to be transferred, encoded in the "Rt" field.
- <Rn> For encoding A1: is the general-purpose base register, encoded in the "Rn" field. The PC can be used in the offset variant.  
For encoding T1 and T2: is the general-purpose base register, encoded in the "Rn" field.
- +/-  

U	+/-
0	-
1	+

Specifies the index register is added to or subtracted from the base register, defaulting to + if omitted and encoded in "U".
- + Specifies the index register is added to the base register.
- <Rm> Is the general-purpose index register, encoded in the "Rm" field.
- <imm> If present, the size of the left shift to apply to the value from <Rm>, in the range 1-3. <imm> is encoded in imm2. If absent, no shift is specified and imm2 is encoded as 0b00.

Operation

```
if ConditionPassed() then
  EncodingSpecificOperations();
constant offset = Shift(R[m], shift_t, shift_n, PSTATE.C);
constant offset_addr = if add then (R[n] + offset) else (R[n] - offset);
constant address = if index then offset_addr else R[n];
constant data = MemU[address,2];
if wback then R[n] = offset_addr;
R[t] = ZeroExtend(data, 32);
```

Operational information

If CPSR.DIT is 1, the timing of this instruction is insensitive to the value of the data being loaded or stored.

## LDRHT

Load Register Halfword Unprivileged loads a halfword from memory, zero-extends it to form a 32-bit word, and writes it to a register. For information about memory accesses see [Memory accesses](#).

The memory access is restricted as if the PE were running in User mode. This makes no difference if the PE is actually running in User mode.

LDRHT is UNPREDICTABLE in Hyp mode.

The T32 instruction uses an offset addressing mode, that calculates the address used for the memory access from a base register value and an immediate offset, and leaves the base register unchanged.

The A32 instruction uses a post-indexed addressing mode, that uses a base register value as the address for the memory access, and calculates a new address from a base register value and an offset and writes it back to the base register. The offset can be an immediate value or a register value.

It has encodings from the following instruction sets: A32 ( [A1](#) and [A2](#) ) and T32 ( [T1](#) ).

### A1

31	30	29	28	27	26	25	24	23	22	21	20	19	18	17	16	15	14	13	12	11	10	9	8	7	6	5	4	3	2	1	0
!= 1111				0	0	0	0	U	1	1	1	Rn				Rt				imm4H				1	0	1	1	imm4L			
cond																															

### A1

LDRHT{<c>}{<q>} <Rt>, [<Rn>] {, #<+/-><imm>}

```
constant t = UInt(Rt); constant n = UInt(Rn); constant postindex = TRUE;
constant add = (U == '1'); constant register_form = FALSE;
constant imm32 = ZeroExtend(imm4H:imm4L, 32); constant integer m = integer UNKNOWN;
if t == 15 || n == 15 || n == t then UNPREDICTABLE;
```

## CONSTRAINED UNPREDICTABLE behavior

If `n == 15`, then one of the following behaviors must occur:

- The instruction is UNDEFINED.
- The instruction executes as NOP.
- The instruction uses post-indexed addressing with the base register as PC. This is handled as described in [Using R15](#).
- The instruction is treated as if bit[24] == '1' and bit[21] == '0'. The instruction uses immediate offset addressing with the base register as PC, without writeback.

If `n == t && n != 15`, then one of the following behaviors must occur:

- The instruction is UNDEFINED.
- The instruction executes as NOP.
- The instruction performs all of the loads using the specified addressing mode and the content of the register that is written back is UNKNOWN. In addition, if an exception occurs during such as instruction, the base address might be corrupted so that the instruction cannot be repeated.

### A2

31	30	29	28	27	26	25	24	23	22	21	20	19	18	17	16	15	14	13	12	11	10	9	8	7	6	5	4	3	2	1	0
!= 1111				0	0	0	0	U	0	1	1	Rn				Rt				(0)	(0)	(0)	(0)	1	0	1	1	Rm			
cond																															

### A2

LDRHT{<c>}{<q>} <Rt>, [<Rn>], {<+/-><Rm>}

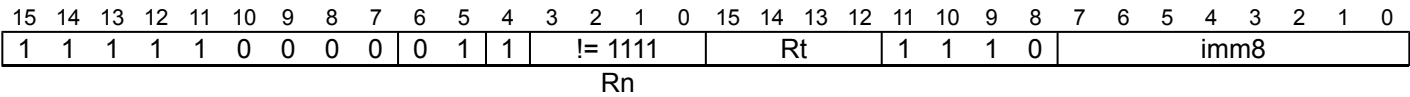
```
constant t = UInt(Rt); constant n = UInt(Rn); constant m = UInt(Rm); constant postindex = TRUE;
constant add = (U == '1');
constant register_form = TRUE;
constant bits(32) imm32 = bits(32) UNKNOWN;
if t == 15 || n == 15 || n == t || m == 15 then UNPREDICTABLE;
```

CONSTRAINED UNPREDICTABLE behavior

If `n == t && n != 15`, then one of the following behaviors must occur:

- The instruction is UNDEFINED.
- The instruction executes as NOP.
- The instruction performs all of the loads using the specified addressing mode and the content of the register that is written back is UNKNOWN. In addition, if an exception occurs during such as instruction, the base address might be corrupted so that the instruction cannot be repeated.

T1



T1

```
LDRHT{<c>}{<q>}<Rt>, [<Rn> {, #(<+><imm>)}]

if Rn == '1111' then SEE "LDRH (literal)";
constant t = UInt(Rt);  constant n = UInt(Rn);  constant postindex = FALSE;  constant add = TRUE;
constant register_form = FALSE;  constant imm32 = ZeroExtend(imm8, 32);
constant integer m = integer UNKNOWN;
// Armv8-A removes UNPREDICTABLE for R13
if t == 15 then UNPREDICTABLE;
```

For more information about the CONSTRAINED UNPREDICTABLE behavior of this instruction, see [Architectural Constraints on UNPREDICTABLE behaviors](#).

Assembler Symbols

- <c> See [Standard assembler syntax fields](#).
- <q> See [Standard assembler syntax fields](#).
- <Rt> Is the general-purpose register to be transferred, encoded in the "Rt" field.
- <Rn> Is the general-purpose base register, encoded in the "Rn" field.
- +/- For encoding A1: specifies the offset is added to or subtracted from the base register, defaulting to + if omitted and encoded in "U":

U	+/-
0	-
1	+

For encoding A2: specifies the index register is added to or subtracted from the base register, defaulting to + if omitted and encoded in "U":

U	+/-
0	-
1	+

- <Rm> Is the general-purpose index register, encoded in the "Rm" field.
- + Specifies the offset is added to the base register.
- <imm> For encoding A1: is the 8-bit unsigned immediate byte offset, in the range 0 to 255, defaulting to 0 if omitted, and encoded in the "imm4H:imm4L" field.  
For encoding T1: is an optional 8-bit unsigned immediate byte offset, in the range 0 to 255, defaulting to 0 and encoded in the "imm8" field.

## Operation

```
if ConditionPassed() then
    EncodingSpecificOperations();
    if PSTATE.EL == EL2 then UNPREDICTABLE; // Hyp mode
    constant offset = if register_form then R[m] else imm32;
    constant offset_addr = if add then (R[n] + offset) else (R[n] - offset);
    constant address = if postindex then R[n] else offset_addr;
    constant data = MemU\_unpriv[address,2];
    if postindex then R[n] = offset_addr;
    R[t] = ZeroExtend(data, 32);
```

## CONSTRAINED UNPREDICTABLE behavior

If `PSTATE.EL == EL2`, then one of the following behaviors must occur:

- The instruction is UNDEFINED.
- The instruction executes as NOP.
- The instruction executes as LDRH (immediate).

## Operational information

If CPSR.DIT is 1, the timing of this instruction is insensitive to the value of the data being loaded or stored.

Internal version only: isa v01\_31, pseudocode v2024-03\_rel ; Build timestamp: 2024-03-25T10:05

Copyright © 2010-2024 Arm Limited or its affiliates. All rights reserved. This document is Non-Confidential.

# LDRSB (immediate)

Load Register Signed Byte (immediate) calculates an address from a base register value and an immediate offset, loads a byte from memory, sign-extends it to form a 32-bit word, and writes it to a register. It can use offset, post-indexed, or pre-indexed addressing. For information about memory accesses see [Memory accesses](#).

It has encodings from the following instruction sets: A32 ( [A1](#) ) and T32 ( [T1](#) and [T2](#) ).

## A1

31	30	29	28	27	26	25	24	23	22	21	20	19	18	17	16	15	14	13	12	11	10	9	8	7	6	5	4	3	2	1	0
!= 1111				0	0	0	P	U	1	W	1	!= 1111				Rt				imm4H				1	1	0	1	imm4L			
cond												Rn																			

### Offset (P == 1 && W == 0)

LDRSB{<c>}{<q>} <Rt>, [<Rn> {, # {+/-}<imm>}]

### Post-indexed (P == 0 && W == 0)

LDRSB{<c>}{<q>} <Rt>, [<Rn>], # {+/-}<imm>

### Pre-indexed (P == 1 && W == 1)

LDRSB{<c>}{<q>} <Rt>, [<Rn>, # {+/-}<imm>]!

```
if Rn == '1111' then SEE "LDRSB (literal)";
if P == '0' && W == '1' then SEE "LDRSBT";
constant t = UInt(Rt); constant n = UInt(Rn); constant imm32 = ZeroExtend(imm4H:imm4L, 32);
constant index = (P == '1'); constant add = (U == '1'); constant wback = (P == '0') || (W == '1');
if t == 15 || (wback && n == t) then UNPREDICTABLE;
```

## CONSTRAINED UNPREDICTABLE behavior

If `wback && n == t`, then one of the following behaviors must occur:

- The instruction is UNDEFINED.
- The instruction executes as NOP.
- The instruction performs all of the loads using the specified addressing mode and the content of the register that is written back is UNKNOWN. In addition, if an exception occurs during such an instruction, the base address might be corrupted so that the instruction cannot be repeated.

## T1

15	14	13	12	11	10	9	8	7	6	5	4	3	2	1	0	15	14	13	12	11	10	9	8	7	6	5	4	3	2	1	0
1	1	1	1	1	0	0	1	1	0	0	1	!= 1111				!= 1111				imm12											
Rn												Rt																			

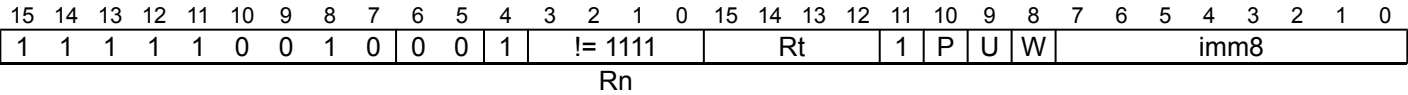
## T1

LDRSB{<c>}{<q>} <Rt>, [<Rn> {, # {+}<imm>}]

```
if Rt == '1111' then SEE "PLI";
if Rn == '1111' then SEE "LDRSB (literal)";
constant t = UInt(Rt); constant n = UInt(Rn); constant imm32 = ZeroExtend(imm12, 32);
constant index = TRUE; constant add = TRUE; constant wback = FALSE;
// Armv8-A removes UNPREDICTABLE for R13
```

## T2





Offset (Rt != 1111 && P == 1 && U == 0 && W == 0)

```
LDRSB{<c>}{<q>} <Rt>, [<Rn> {, #-<imm>}]
```

Post-indexed (P == 0 && W == 1)

```
LDRSB{<c>}{<q>} <Rt>, [<Rn>], #{+/-}<imm>
```

Pre-indexed (P == 1 && W == 1)

```
LDRSB{<c>}{<q>} <Rt>, [<Rn>, #{+/-}<imm>]!
```

```
if Rt == '1111' && P == '1' && U == '0' && W == '0' then SEE "PLI";
if Rn == '1111' then SEE "LDRSB (literal)";
if P == '1' && U == '1' && W == '0' then SEE "LDRSBT";
if P == '0' && W == '0' then UNDEFINED;
constant t = UInt(Rt); constant n = UInt(Rn); constant imm32 = ZeroExtend(imm8, 32);
constant index = (P == '1'); constant add = (U == '1'); constant wback = (W == '1');
if (t == 15 && W == '1') || (wback && n == t) then UNPREDICTABLE;
// Armv8-A removes UNPREDICTABLE for R13
```

CONSTRAINED UNPREDICTABLE behavior

If wback && n == t, then one of the following behaviors must occur:

- The instruction is UNDEFINED.
- The instruction executes as NOP.
- The instruction performs all of the loads using the specified addressing mode and the content of the register that is written back is UNKNOWN. In addition, if an exception occurs during such an instruction, the base address might be corrupted so that the instruction cannot be repeated.

For more information about the CONSTRAINED UNPREDICTABLE behavior of this instruction, see *Architectural Constraints on UNPREDICTABLE behaviors*.

Assembler Symbols

<c>	See <i>Standard assembler syntax fields</i> .						
<q>	See <i>Standard assembler syntax fields</i> .						
<Rt>	Is the general-purpose register to be transferred, encoded in the "Rt" field.						
<Rn>	Is the general-purpose base register, encoded in the "Rn" field. For PC use see <i>LDRSB (literal)</i> .						
+/-	Specifies the offset is added to or subtracted from the base register, defaulting to + if omitted and encoded in "U": <table><tr><th>U</th><th>+/-</th></tr><tr><td>0</td><td>-</td></tr><tr><td>1</td><td>+</td></tr></table>	U	+/-	0	-	1	+
U	+/-						
0	-						
1	+						
+	Specifies the offset is added to the base register.						
<imm>	For encoding A1: is the 8-bit unsigned immediate byte offset, in the range 0 to 255, defaulting to 0 if omitted, and encoded in the "imm4H:imm4L" field.  For encoding T1: is an optional 12-bit unsigned immediate byte offset, in the range 0 to 4095, defaulting to 0 and encoded in the "imm12" field.  For encoding T2: is an 8-bit unsigned immediate byte offset, in the range 0 to 255, defaulting to 0 if omitted, and encoded in the "imm8" field.						

## Operation

```
if ConditionPassed() then
    EncodingSpecificOperations();
    constant offset_addr = if add then (R[n] + imm32) else (R[n] - imm32);
    constant address = if index then offset_addr else R[n];
    R[t] = SignExtend(MemU[address,1], 32);
    if wback then R[n] = offset_addr;
```

## Operational information

If CPSR.DIT is 1, the timing of this instruction is insensitive to the value of the data being loaded or stored.

Internal version only: isa v01\_31, pseudocode v2024-03\_rel ; Build timestamp: 2024-03-25T10:05

Copyright © 2010-2024 Arm Limited or its affiliates. All rights reserved. This document is Non-Confidential.

## LDRSB (literal)

Load Register Signed Byte (literal) calculates an address from the PC value and an immediate offset, loads a byte from memory, sign-extends it to form a 32-bit word, and writes it to a register. For information about memory accesses see [Memory accesses](#).

It has encodings from the following instruction sets: A32 ( [A1](#) ) and T32 ( [T1](#) ).

### A1

31	30	29	28	27	26	25	24	23	22	21	20	19	18	17	16	15	14	13	12	11	10	9	8	7	6	5	4	3	2	1	0
!= 1111				0	0	0	P	U	1	W	1	1	1	1	1	Rt				imm4H				1	1	0	1	imm4L			
cond																															

### A1 (!!(P == 0 && W == 1))

```
LDRSB{<c>}{<q>} <Rt>, <label> // (Normal form)
```

```
LDRSB{<c>}{<q>} <Rt>, [PC, #{+/-}<imm>] // (Alternative form)
```

```
if P == '0' && W == '1' then SEE "LDRSBT";
constant t = UInt(Rt); constant imm32 = ZeroExtend(imm4H:imm4L, 32);
constant add = (U == '1'); constant wback = (P == '0') || (W == '1');
if t == 15 || wback then UNPREDICTABLE;
```

## CONSTRAINED UNPREDICTABLE behavior

If `wback`, then one of the following behaviors must occur:

- The instruction is UNDEFINED.
- The instruction executes as NOP.
- The instruction executes with the additional decode: `wback = FALSE`;
- The instruction treats bit[24] as the P bit, and bit[21] as the writeback (W) bit, and uses the same addressing mode as described in [LDRSB \(immediate\)](#). The instruction uses post-indexed addressing when P == '0' and uses pre-indexed addressing otherwise. The instruction is handled as described in [Using R15](#).

### T1

15	14	13	12	11	10	9	8	7	6	5	4	3	2	1	0	15	14	13	12	11	10	9	8	7	6	5	4	3	2	1	0
1	1	1	1	1	0	0	1	U	0	0	1	1	1	1	1	!= 1111				imm12											
Rt																															

### T1

```
LDRSB{<c>}{<q>} <Rt>, <label> // (Preferred syntax)
```

```
LDRSB{<c>}{<q>} <Rt>, [PC, #{+/-}<imm>] // (Alternative syntax)
```

```
if Rt == '1111' then SEE "PLI";
constant t = UInt(Rt); constant imm32 = ZeroExtend(imm12, 32); constant add = (U == '1');
// Armv8-A removes UNPREDICTABLE for R13
```

For more information about the CONSTRAINED UNPREDICTABLE behavior of this instruction, see [Architectural Constraints on UNPREDICTABLE behaviors](#).

## Assembler Symbols

<c> See [Standard assembler syntax fields](#).

<q> See [Standard assembler syntax fields](#).

<Rt> Is the general-purpose register to be transferred, encoded in the "Rt" field.

<label> For encoding A1: the label of the literal data item that is to be loaded into <Rt>. The assembler calculates the required value of the offset from the Align(PC, 4) value of the instruction to this label. Any value in the range -255 to 255 is permitted.

If the offset is zero or positive, imm32 is equal to the offset and add == TRUE, encoded as U == 1. If the offset is negative, imm32 is equal to minus the offset and add == FALSE, encoded as U == 0.

For encoding T1: the label of the literal data item that is to be loaded into <Rt>. The assembler calculates the required value of the offset from the Align(PC, 4) value of the instruction to this label. Permitted values of the offset are -4095 to 4095.

If the offset is zero or positive, imm32 is equal to the offset and add == TRUE, encoded as U == 1.

If the offset is negative, imm32 is equal to minus the offset and add == FALSE, encoded as U == 0.

+/- Specifies the offset is added to or subtracted from the base register, defaulting to + if omitted and encoded in “U”:

U	+/-
0	-
1	+

<imm> For encoding A1: is the 8-bit unsigned immediate byte offset, in the range 0 to 255, defaulting to 0 if omitted, and encoded in the "imm4H:imm4L" field.

For encoding T1: is a 12-bit unsigned immediate byte offset, in the range 0 to 4095, encoded in the "imm12" field.

The alternative syntax permits the addition or subtraction of the offset and the immediate offset to be specified separately, including permitting a subtraction of 0 that cannot be specified using the normal syntax. For more information, see [Use of labels in UAL instruction syntax](#).

Operation

```
if ConditionPassed() then
    EncodingSpecificOperations();
    constant base = Align(PC32, 4);
    constant address = if add then (base + imm32) else (base - imm32);
    R[t] = SignExtend(MemU[address, 1], 32);
```

Operational information

If CPSR.DIT is 1, the timing of this instruction is insensitive to the value of the data being loaded or stored.

LDRSB (register)

Load Register Signed Byte (register) calculates an address from a base register value and an offset register value, loads a byte from memory, sign-extends it to form a 32-bit word, and writes it to a register. The offset register value can be shifted left by 0, 1, 2, or 3 bits. For information about memory accesses see [Memory accesses](#).

It has encodings from the following instruction sets: A32 ( [A1](#) ) and T32 ( [T1](#) and [T2](#) ).

A1

31	30	29	28	27	26	25	24	23	22	21	20	19	18	17	16	15	14	13	12	11	10	9	8	7	6	5	4	3	2	1	0
!= 1111				0	0	0	P	U	0	W	1	Rn				Rt				(0)	(0)	(0)	(0)	1	1	0	1	Rm			
cond																															

Offset (P == 1 && W == 0)

```
LDRSB{<c>}{<q>} <Rt>, [<Rn>, {+/-}<Rm>]
```

Post-indexed (P == 0 && W == 0)

```
LDRSB{<c>}{<q>} <Rt>, [<Rn>], {+/-}<Rm>
```

Pre-indexed (P == 1 && W == 1)

```
LDRSB{<c>}{<q>} <Rt>, [<Rn>, {+/-}<Rm>]!
```

```
if P == '0' && W == '1' then SEE "LDRSBT";
constant t = UInt(Rt);  constant n = UInt(Rn);  constant m = UInt(Rm);
constant index = (P == '1');  constant add = (U == '1');  constant wback = (P == '0') || (W == '1');
constant (shift_t, shift_n) = (SRTYPE_LSL, 0);
if t == 15 || m == 15 then UNPREDICTABLE;
if wback && (n == 15 || n == t) then UNPREDICTABLE;
```

CONSTRAINED UNPREDICTABLE behavior

If `wback && n == t`, then one of the following behaviors must occur:

- The instruction is UNDEFINED.
- The instruction executes as NOP.
- The instruction performs all of the loads using the specified addressing mode and the content of the register that is written back is UNKNOWN. In addition, if an exception occurs during such as instruction, the base address might be corrupted so that the instruction cannot be repeated.

T1

15	14	13	12	11	10	9	8	7	6	5	4	3	2	1	0
0	1	0	1	0	1	1	Rm				Rn				Rt

T1

```
LDRSB{<c>}{<q>} <Rt>, [<Rn>, {+}<Rm>]
```

```
constant t = UInt(Rt);  constant n = UInt(Rn);  constant m = UInt(Rm);
constant index = TRUE;  constant add = TRUE;  constant wback = FALSE;
constant (shift_t, shift_n) = (SRTYPE_LSL, 0);
```

T2

15	14	13	12	11	10	9	8	7	6	5	4	3	2	1	0	15	14	13	12	11	10	9	8	7	6	5	4	3	2	1	0	
1	1	1	1	1	0	0	1	0	0	0	1	!= 1111				!= 1111				0	0	0	0	0	0	imm2			Rm			
Rn																Rt																

```
LDRSB{<c>}.W <Rt>, [<Rn>, {+}<Rm>] // (<Rt>, <Rn>, <Rm> can be represented in T1)

LDRSB{<c>}{<q>} <Rt>, [<Rn>, {+}<Rm>{, LSL #<imm>}]
```

```
if Rt == '1111' then SEE "PLI";
if Rn == '1111' then SEE "LDRSB (literal)";
constant t = UInt(Rt); constant n = UInt(Rn); constant m = UInt(Rm);
constant index = TRUE; constant add = TRUE; constant wback = FALSE;
constant (shift_t, shift_n) = (SRTYPE_LSL, UInt(imm2));
// Armv8-A removes UNPREDICTABLE for R13
if m == 15 then UNPREDICTABLE;
```

For more information about the CONSTRAINED UNPREDICTABLE behavior of this instruction, see [Architectural Constraints on UNPREDICTABLE behaviors](#).

Assembler Symbols

- <c> See [Standard assembler syntax fields](#).
- <q> See [Standard assembler syntax fields](#).
- <Rt> Is the general-purpose register to be transferred, encoded in the "Rt" field.
- <Rn> For encoding A1: is the general-purpose base register, encoded in the "Rn" field. The PC can be used in the offset variant.  
For encoding T1 and T2: is the general-purpose base register, encoded in the "Rn" field.
- +/-  

U	+/-
0	-
1	+

Specifies the index register is added to or subtracted from the base register, defaulting to + if omitted and encoded in “U”:
- + Specifies the index register is added to the base register.
- <Rm> Is the general-purpose index register, encoded in the "Rm" field.
- <imm> If present, the size of the left shift to apply to the value from <Rm>, in the range 1-3. <imm> is encoded in imm2. If absent, no shift is specified and imm2 is encoded as 0b00.

Operation

```
if ConditionPassed() then
  EncodingSpecificOperations();
  constant offset = Shift(R[m], shift_t, shift_n, PSTATE.C);
  constant offset_addr = if add then (R[n] + offset) else (R[n] - offset);
  constant address = if index then offset_addr else R[n];
  R[t] = SignExtend(MemU[address,1], 32);
  if wback then R[n] = offset_addr;
```

Operational information

If CPSR.DIT is 1, the timing of this instruction is insensitive to the value of the data being loaded or stored.

## LDRSBT

Load Register Signed Byte Unprivileged loads a byte from memory, sign-extends it to form a 32-bit word, and writes it to a register. For information about memory accesses see [Memory accesses](#).

The memory access is restricted as if the PE were running in User mode. This makes no difference if the PE is actually running in User mode.

LDRSBT is UNPREDICTABLE in Hyp mode.

The T32 instruction uses an offset addressing mode, that calculates the address used for the memory access from a base register value and an immediate offset, and leaves the base register unchanged.

The A32 instruction uses a post-indexed addressing mode, that uses a base register value as the address for the memory access, and calculates a new address from a base register value and an offset and writes it back to the base register. The offset can be an immediate value or a register value.

It has encodings from the following instruction sets: A32 ( [A1](#) and [A2](#) ) and T32 ( [T1](#) ).

### A1

31	30	29	28	27	26	25	24	23	22	21	20	19	18	17	16	15	14	13	12	11	10	9	8	7	6	5	4	3	2	1	0
!= 1111				0	0	0	0	U	1	1	1	Rn				Rt				imm4H				1	1	0	1	imm4L			
cond																															

### A1

LDRSBT{<c>}{<q>} <Rt>, [<Rn>] {, # {+/-}<imm>}

```
constant t = UInt(Rt); constant n = UInt(Rn); constant postindex = TRUE;
constant add = (U == '1'); constant register_form = FALSE;
constant imm32 = ZeroExtend(imm4H:imm4L, 32);
constant integer m = integer UNKNOWN;
if t == 15 || n == 15 || n == t then UNPREDICTABLE;
```

## CONSTRAINED UNPREDICTABLE behavior

If `n == 15`, then one of the following behaviors must occur:

- The instruction is UNDEFINED.
- The instruction executes as NOP.
- The instruction uses post-indexed addressing with the base register as PC. This is handled as described in [Using R15](#).
- The instruction is treated as if bit[24] == '1' and bit[21] == '0'. The instruction uses immediate offset addressing with the base register as PC, without writeback.

If `n == t && n != 15`, then one of the following behaviors must occur:

- The instruction is UNDEFINED.
- The instruction executes as NOP.
- The instruction performs all of the loads using the specified addressing mode and the content of the register that is written back is UNKNOWN. In addition, if an exception occurs during such as instruction, the base address might be corrupted so that the instruction cannot be repeated.

### A2

31	30	29	28	27	26	25	24	23	22	21	20	19	18	17	16	15	14	13	12	11	10	9	8	7	6	5	4	3	2	1	0
!= 1111				0	0	0	0	U	0	1	1	Rn				Rt				(0)	(0)	(0)	(0)	1	1	0	1	Rm			
cond																															

### A2

LDRSBT{<c>}{<q>} <Rt>, [<Rn>], {+/-}<Rm>

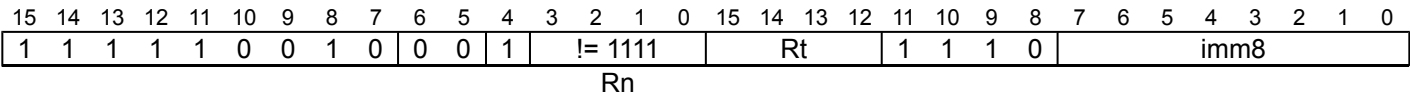
```
constant t = UInt(Rt); constant n = UInt(Rn); constant m = UInt(Rm); constant postindex = TRUE;
constant add = (U == '1');
constant register_form = TRUE;
constant bits(32) imm32 = bits(32) UNKNOWN;
if t == 15 || n == 15 || n == t || m == 15 then UNPREDICTABLE;
```

CONSTRAINED UNPREDICTABLE behavior

If `n == t && n != 15`, then one of the following behaviors must occur:

- The instruction is UNDEFINED.
- The instruction executes as NOP.
- The instruction performs all of the loads using the specified addressing mode and the content of the register that is written back is UNKNOWN. In addition, if an exception occurs during such as instruction, the base address might be corrupted so that the instruction cannot be repeated.

T1



T1

```
LDRSBT{<c>}{<q>} <Rt>, [<Rn> {, #(<+>)<imm>}]
```

```
if Rn == '1111' then SEE "LDRSB (literal)";
constant t = UInt(Rt);  constant n = UInt(Rn);  constant postindex = FALSE;  constant add = TRUE;
constant register_form = FALSE;  constant imm32 = ZeroExtend(imm8, 32);
constant integer m = integer UNKNOWN;
// Armv8-A removes UNPREDICTABLE for R13
if t == 15 then UNPREDICTABLE;
```

For more information about the CONSTRAINED UNPREDICTABLE behavior of this instruction, see [Architectural Constraints on UNPREDICTABLE behaviors](#).

Assembler Symbols

- <c> See [Standard assembler syntax fields](#).
- <q> See [Standard assembler syntax fields](#).
- <Rt> Is the general-purpose register to be transferred, encoded in the "Rt" field.
- <Rn> Is the general-purpose base register, encoded in the "Rn" field.
- +/- For encoding A1: specifies the offset is added to or subtracted from the base register, defaulting to + if omitted and encoded in "U":

U	+/-
0	-
1	+

For encoding A2: specifies the index register is added to or subtracted from the base register, defaulting to + if omitted and encoded in "U":

U	+/-
0	-
1	+

- <Rm> Is the general-purpose index register, encoded in the "Rm" field.
- + Specifies the offset is added to the base register.
- <imm> For encoding A1: is the 8-bit unsigned immediate byte offset, in the range 0 to 255, defaulting to 0 if omitted, and encoded in the "imm4H:imm4L" field.  
For encoding T1: is an optional 8-bit unsigned immediate byte offset, in the range 0 to 255, defaulting to 0 and encoded in the "imm8" field.



## Operation

```
if ConditionPassed() then
    EncodingSpecificOperations();
    if PSTATE.EL == EL2 then UNPREDICTABLE; // Hyp mode
    constant offset = if register_form then R[m] else imm32;
    constant offset_addr = if add then (R[n] + offset) else (R[n] - offset);
    constant address = if postindex then R[n] else offset_addr;
    R[t] = SignExtend(MemU\_unpriv[address,1], 32);
    if postindex then R[n] = offset_addr;
```

## CONSTRAINED UNPREDICTABLE behavior

If `PSTATE.EL == EL2`, then one of the following behaviors must occur:

- The instruction is UNDEFINED.
- The instruction executes as NOP.
- The instruction executes as LDRSB (immediate).

## Operational information

If CPSR.DIT is 1, the timing of this instruction is insensitive to the value of the data being loaded or stored.

Internal version only: isa v01\_31, pseudocode v2024-03\_rel ; Build timestamp: 2024-03-25T10:05

Copyright © 2010-2024 Arm Limited or its affiliates. All rights reserved. This document is Non-Confidential.

## LDRSH (immediate)

Load Register Signed Halfword (immediate) calculates an address from a base register value and an immediate offset, loads a halfword from memory, sign-extends it to form a 32-bit word, and writes it to a register. It can use offset, post-indexed, or pre-indexed addressing. For information about memory accesses see [Memory accesses](#).

It has encodings from the following instruction sets: A32 ([A1](#)) and T32 ([T1](#) and [T2](#)).

### A1

31	30	29	28	27	26	25	24	23	22	21	20	19	18	17	16	15	14	13	12	11	10	9	8	7	6	5	4	3	2	1	0
!= 1111				0	0	0	P	U	1	W	1	!= 1111				Rt				imm4H				1	1	1	1	imm4L			
cond												Rn																			

#### Offset (P == 1 && W == 0)

```
LDRSH{<c>}{<q>} <Rt>, [<Rn> {, #{+/-}<imm>}]
```

#### Post-indexed (P == 0 && W == 0)

```
LDRSH{<c>}{<q>} <Rt>, [<Rn>], #{+/-}<imm>
```

#### Pre-indexed (P == 1 && W == 1)

```
LDRSH{<c>}{<q>} <Rt>, [<Rn>, #{+/-}<imm>]!
```

```
if Rn == '1111' then SEE "LDRSH (literal)";
if P == '0' && W == '1' then SEE "LDRSHT";
constant t = UInt(Rt); constant n = UInt(Rn); constant imm32 = ZeroExtend(imm4H:imm4L, 32);
constant index = (P == '1'); constant add = (U == '1'); constant wback = (P == '0') || (W == '1');
if t == 15 || (wback && n == t) then UNPREDICTABLE;
```

## CONSTRAINED UNPREDICTABLE behavior

If `wback && n == t`, then one of the following behaviors must occur:

- The instruction is UNDEFINED.
- The instruction executes as NOP.
- The instruction performs all of the loads using the specified addressing mode and the content of the register that is written back is UNKNOWN. In addition, if an exception occurs during such an instruction, the base address might be corrupted so that the instruction cannot be repeated.

### T1

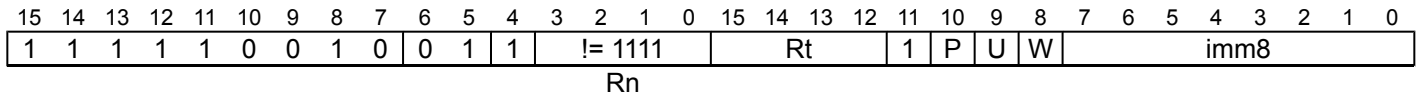
15	14	13	12	11	10	9	8	7	6	5	4	3	2	1	0	15	14	13	12	11	10	9	8	7	6	5	4	3	2	1	0
1 1 1 1 1 0 0 1 1									0 1		1	!= 1111			!= 1111			imm12													
Rn												Rt																			

### T1

```
LDRSH{<c>}{<q>} <Rt>, [<Rn> {, #{+}<imm>}]
```

```
if Rn == '1111' then SEE "LDRSH (literal)";
if Rt == '1111' then SEE "Related instructions";
constant t = UInt(Rt); constant n = UInt(Rn); constant imm32 = ZeroExtend(imm12, 32);
constant index = TRUE; constant add = TRUE; constant wback = FALSE;
// Armv8-A removes UNPREDICTABLE for R13
```

### T2



**Offset (Rt != 1111 && P == 1 && U == 0 && W == 0)**

```
LDRSH{<c>}{<q>} <Rt>, [<Rn> {, #-<imm>}]
```

**Post-indexed (P == 0 && W == 1)**

```
LDRSH{<c>}{<q>} <Rt>, [<Rn>], #{+/-}<imm>
```

**Pre-indexed (P == 1 && W == 1)**

```
LDRSH{<c>}{<q>} <Rt>, [<Rn>, #{+/-}<imm>]!
```

```
if Rn == '1111' then SEE "LDRSH (literal)";
if Rt == '1111' && P == '1' && U == '0' && W == '0' then SEE "Related instructions";
if P == '1' && U == '1' && W == '0' then SEE "LDRSHT";
if P == '0' && W == '0' then UNDEFINED;
constant t = UInt(Rt); constant n = UInt(Rn); constant imm32 = ZeroExtend(imm8, 32);
constant index = (P == '1'); constant add = (U == '1'); constant wback = (W == '1');
if (t == 15 && W == '1') || (wback && n == t) then UNPREDICTABLE;
// Armv8-A removes UNPREDICTABLE for R13
```

## CONSTRAINED UNPREDICTABLE behavior

If `wback && n == t`, then one of the following behaviors must occur:

- The instruction is UNDEFINED.
- The instruction executes as NOP.
- The instruction performs all of the loads using the specified addressing mode and the content of the register that is written back is UNKNOWN. In addition, if an exception occurs during such an instruction, the base address might be corrupted so that the instruction cannot be repeated.

For more information about the CONSTRAINED UNPREDICTABLE behavior of this instruction, see [Architectural Constraints on UNPREDICTABLE behaviors](#).

Related instructions: [Load/store single](#).

## Assembler Symbols

<c>	See <a href="#">Standard assembler syntax fields</a> .						
<q>	See <a href="#">Standard assembler syntax fields</a> .						
<Rt>	Is the general-purpose register to be transferred, encoded in the "Rt" field.						
<Rn>	Is the general-purpose base register, encoded in the "Rn" field. For PC use see <a href="#">LDRSH (literal)</a> .						
+/-	Specifies the offset is added to or subtracted from the base register, defaulting to + if omitted and encoded in "U": <table border="1" style="margin: 10px auto; border-collapse: collapse;"> <tr> <th>U</th><th>+/-</th></tr> <tr> <td>0</td><td>-</td></tr> <tr> <td>1</td><td>+</td></tr> </table>	U	+/-	0	-	1	+
U	+/-						
0	-						
1	+						
+	Specifies the offset is added to the base register.						
<imm>	For encoding A1: is the 8-bit unsigned immediate byte offset, in the range 0 to 255, defaulting to 0 if omitted, and encoded in the "imm4H:imm4L" field.  For encoding T1: is an optional 12-bit unsigned immediate byte offset, in the range 0 to 4095, defaulting to 0 and encoded in the "imm12" field.  For encoding T2: is an 8-bit unsigned immediate byte offset, in the range 0 to 255, defaulting to 0 if omitted, and encoded in the "imm8" field.						

## Operation

```
if ConditionPassed() then
    EncodingSpecificOperations();
    constant offset_addr = if add then (R[n] + imm32) else (R[n] - imm32);
    constant address = if index then offset_addr else R[n];
    constant data = MemU[address,2];
    if wback then R[n] = offset_addr;
    R[t] = SignExtend(data, 32);
```

## Operational information

If CPSR.DIT is 1, the timing of this instruction is insensitive to the value of the data being loaded or stored.

Internal version only: isa v01\_31, pseudocode v2024-03\_rel ; Build timestamp: 2024-03-25T10:05

Copyright © 2010-2024 Arm Limited or its affiliates. All rights reserved. This document is Non-Confidential.

## LDRSH (literal)

Load Register Signed Halfword (literal) calculates an address from the PC value and an immediate offset, loads a halfword from memory, sign-extends it to form a 32-bit word, and writes it to a register. For information about memory accesses see [Memory accesses](#).

It has encodings from the following instruction sets: A32 ([A1](#)) and T32 ([T1](#)).

### A1

31	30	29	28	27	26	25	24	23	22	21	20	19	18	17	16	15	14	13	12	11	10	9	8	7	6	5	4	3	2	1	0
!= 1111				0	0	0	P	U	1	W	1	1	1	1	Rt				imm4H				1	1	1	1	imm4L				
cond																															

### A1 (!!(P == 0 && W == 1))

```
LDRSH{<c>}{<q>} <Rt>, <label> // (Normal form)
```

```
LDRSH{<c>}{<q>} <Rt>, [PC, #{+/-}<imm>] // (Alternative form)
```

```
if P == '0' && W == '1' then SEE "LDRSHT";
constant t = UInt(Rt); constant imm32 = ZeroExtend(imm4H:imm4L, 32);
constant add = (U == '1'); constant wback = (P == '0') || (W == '1');
if t == 15 || wback then UNPREDICTABLE;
```

## CONSTRAINED UNPREDICTABLE behavior

If **wback**, then one of the following behaviors must occur:

- The instruction is UNDEFINED.
- The instruction executes as NOP.
- The instruction executes with the additional decode: wback = FALSE;
- The instruction treats bit[24] as the P bit, and bit[21] as the writeback (W) bit, and uses the same addressing mode as described in [LDRSH \(immediate\)](#). The instruction uses post-indexed addressing when P == '0' and uses pre-indexed addressing otherwise. The instruction is handled as described in [Using R15](#).

### T1

15	14	13	12	11	10	9	8	7	6	5	4	3	2	1	0	15	14	13	12	11	10	9	8	7	6	5	4	3	2	1	0
1	1	1	1	1	0	0	1	U	0	1	1	1	1	1		!= 1111				imm12											
Rt																															

### T1

```
LDRSH{<c>}{<q>} <Rt>, <label> // (Preferred syntax)
```

```
LDRSH{<c>}{<q>} <Rt>, [PC, #{+/-}<imm>] // (Alternative syntax)
```

```
if Rt == '1111' then SEE "Related instructions";
constant t = UInt(Rt); constant imm32 = ZeroExtend(imm12, 32); constant add = (U == '1');
// Armv8-A removes UNPREDICTABLE for R13
```

For more information about the CONSTRAINED UNPREDICTABLE behavior of this instruction, see [Architectural Constraints on UNPREDICTABLE behaviors](#).

Related instructions: [Load, signed \(literal\)](#).

## Assembler Symbols

<c> See [Standard assembler syntax fields](#).

<q> See [Standard assembler syntax fields](#).

<Rt> Is the general-purpose register to be transferred, encoded in the "Rt" field.

<label> For encoding A1: the label of the literal data item that is to be loaded into <Rt>. The assembler calculates the required value of the offset from the Align(PC, 4) value of the instruction to this label. Any value in the range -255 to 255 is permitted.

If the offset is zero or positive, imm32 is equal to the offset and add == TRUE, encoded as U == 1. If the offset is negative, imm32 is equal to minus the offset and add == FALSE, encoded as U == 0.

For encoding T1: the label of the literal data item that is to be loaded into <Rt>. The assembler calculates the required value of the offset from the Align(PC, 4) value of the instruction to this label. Permitted values of the offset are -4095 to 4095.

If the offset is zero or positive, imm32 is equal to the offset and add == TRUE, encoded as U == 1.

If the offset is negative, imm32 is equal to minus the offset and add == FALSE, encoded as U == 0.

+/- Specifies the offset is added to or subtracted from the base register, defaulting to + if omitted and encoded in “U”:

U	+/-
0	-
1	+

<imm> For encoding A1: is the 8-bit unsigned immediate byte offset, in the range 0 to 255, defaulting to 0 if omitted, and encoded in the "imm4H:imm4L" field.

For encoding T1: is a 12-bit unsigned immediate byte offset, in the range 0 to 4095, encoded in the "imm12" field.

The alternative syntax permits the addition or subtraction of the offset and the immediate offset to be specified separately, including permitting a subtraction of 0 that cannot be specified using the normal syntax. For more information, see [Use of labels in UAL instruction syntax](#).

### Operation

```
if ConditionPassed() then
    EncodingSpecificOperations();
    constant base = Align(PC32, 4);
    constant address = if add then (base + imm32) else (base - imm32);
    constant data = MemU[address, 2];
    R[t] = SignExtend(data, 32);
```

### Operational information

If CPSR.DIT is 1, the timing of this instruction is insensitive to the value of the data being loaded or stored.

# LDRSH (register)

Load Register Signed Halfword (register) calculates an address from a base register value and an offset register value, loads a halfword from memory, sign-extends it to form a 32-bit word, and writes it to a register. The offset register value can be shifted left by 0, 1, 2, or 3 bits. For information about memory accesses see [Memory accesses](#).

It has encodings from the following instruction sets: A32 ( [A1](#) ) and T32 ( [T1](#) and [T2](#) ).

## A1

31	30	29	28	27	26	25	24	23	22	21	20	19	18	17	16	15	14	13	12	11	10	9	8	7	6	5	4	3	2	1	0
!= 1111				0	0	0	P	U	0	W	1	Rn				Rt				(0)	(0)	(0)	(0)	1	1	1	1	Rm			
cond																															

### Offset (P == 1 && W == 0)

LDRSH{<c>}{<q>} <Rt>, [<Rn>, {+/-}<Rm>]

### Post-indexed (P == 0 && W == 0)

LDRSH{<c>}{<q>} <Rt>, [<Rn>], {+/-}<Rm>

### Pre-indexed (P == 1 && W == 1)

LDRSH{<c>}{<q>} <Rt>, [<Rn>, {+/-}<Rm>]!

```
if P == '0' && W == '1' then SEE "LDRSHT";
constant t = UInt(Rt);  constant n = UInt(Rn);  constant m = UInt(Rm);
constant index = (P == '1');  constant add = (U == '1');  constant wback = (P == '0') || (W == '1');
constant (shift_t, shift_n) = (SRTYPE_LSL, 0);
if t == 15 || m == 15 then UNPREDICTABLE;
if wback && (n == 15 || n == t) then UNPREDICTABLE;
```

## CONSTRAINED UNPREDICTABLE behavior

If `wback && n == t`, then one of the following behaviors must occur:

- The instruction is UNDEFINED.
- The instruction executes as NOP.
- The instruction performs all of the loads using the specified addressing mode and the content of the register that is written back is <arm-defined-word>unknown</arm-defined-word>. In addition, if an exception occurs during such as instruction, the base address might be corrupted so that the instruction cannot be repeated.

## T1

15	14	13	12	11	10	9	8	7	6	5	4	3	2	1	0
0	1	0	1	1	1	1	Rm				Rn				Rt

## T1

LDRSH{<c>}{<q>} <Rt>, [<Rn>, {+}<Rm>]

```
constant t = UInt(Rt);  constant n = UInt(Rn);  constant m = UInt(Rm);
constant index = TRUE;  constant add = TRUE;  constant wback = FALSE;
constant (shift_t, shift_n) = (SRTYPE_LSL, 0);
```

## T2

15	14	13	12	11	10	9	8	7	6	5	4	3	2	1	0	15	14	13	12	11	10	9	8	7	6	5	4	3	2	1	0		
1	1	1	1	1	0	0	1	0	0	1	1	!= 1111				!= 1111				0	0	0	0	0	0	imm2				Rm			
Rn																Rt																	

```
LDRSH{<c>}.W <Rt>, [<Rn>, {+}<Rm>] // (<Rt>, <Rn>, <Rm> can be represented in T1)
```

```
LDRSH{<c>}{<q>} <Rt>, [<Rn>, {+}<Rm>{, LSL #<imm>}]
```

```
if Rn == '1111' then SEE "LDRSH (literal)";
if Rt == '1111' then SEE "Related instructions";
constant t = UInt(Rt); constant n = UInt(Rn); constant m = UInt(Rm);
constant index = TRUE; constant add = TRUE; constant wback = FALSE;
constant (shift_t, shift_n) = (SRTYPE_LSL, UInt(imm2));
// Armv8-A removes UNPREDICTABLE for R13
if m == 15 then UNPREDICTABLE;
```

For more information about the CONSTRAINED UNPREDICTABLE behavior of this instruction, see [Architectural Constraints on UNPREDICTABLE behaviors](#).  
Related instructions: [Load/store, signed \(register offset\)](#).

Assembler Symbols

- <c> See [Standard assembler syntax fields](#).
- <q> See [Standard assembler syntax fields](#).
- <Rt> Is the general-purpose register to be transferred, encoded in the "Rt" field.
- <Rn> For encoding A1: is the general-purpose base register, encoded in the "Rn" field. The PC can be used in the offset variant.  
For encoding T1 and T2: is the general-purpose base register, encoded in the "Rn" field.
- +/-

U	+/-
0	-
1	+

Specifies the index register is added to or subtracted from the base register, defaulting to + if omitted and encoded in "U".
- + Specifies the index register is added to the base register.
- <Rm> Is the general-purpose index register, encoded in the "Rm" field.
- <imm> If present, the size of the left shift to apply to the value from <Rm>, in the range 1-3. <imm> is encoded in imm2. If absent, no shift is specified and imm2 is encoded as 0b00.

Operation

```
if ConditionPassed() then
  EncodingSpecificOperations();
  constant offset = Shift(R[m], shift_t, shift_n, PSTATE.C);
  constant offset_addr = if add then (R[n] + offset) else (R[n] - offset);
  constant address = if index then offset_addr else R[n];
  constant data = MemU[address,2];
  if wback then R[n] = offset_addr;
  R[t] = SignExtend(data, 32);
```

Operational information

If CPSR.DIT is 1, the timing of this instruction is insensitive to the value of the data being loaded or stored.



## LDRSHT

Load Register Signed Halfword Unprivileged loads a halfword from memory, sign-extends it to form a 32-bit word, and writes it to a register. For information about memory accesses see [Memory accesses](#).

The memory access is restricted as if the PE were running in User mode. This makes no difference if the PE is actually running in User mode.

LDRSHT is UNPREDICTABLE in Hyp mode.

The T32 instruction uses an offset addressing mode, that calculates the address used for the memory access from a base register value and an immediate offset, and leaves the base register unchanged.

The A32 instruction uses a post-indexed addressing mode, that uses a base register value as the address for the memory access, and calculates a new address from a base register value and an offset and writes it back to the base register. The offset can be an immediate value or a register value.

It has encodings from the following instruction sets: A32 ( [A1](#) and [A2](#) ) and T32 ( [T1](#) ).

### A1

31	30	29	28	27	26	25	24	23	22	21	20	19	18	17	16	15	14	13	12	11	10	9	8	7	6	5	4	3	2	1	0
!= 1111				0	0	0	0	U	1	1	1	Rn				Rt				imm4H				1	1	1	1	imm4L			
cond																															

### A1

LDRSHT{<c>}{<q>} <Rt>, [<Rn>] {, #(<+/->)<imm>}

```
constant t = UInt(Rt); constant n = UInt(Rn); constant postindex = TRUE;
constant add = (U == '1'); constant register_form = FALSE;
constant imm32 = ZeroExtend(imm4H:imm4L, 32);
constant integer m = integer UNKNOWN;
if t == 15 || n == 15 || n == t then UNPREDICTABLE;
```

## CONSTRAINED UNPREDICTABLE behavior

If `n == 15`, then one of the following behaviors must occur:

- The instruction is UNDEFINED.
- The instruction executes as NOP.
- The instruction uses post-indexed addressing with the base register as PC. This is handled as described in [Using R15](#).
- The instruction is treated as if bit[24] == '1' and bit[21] == '0'. The instruction uses immediate offset addressing with the base register as PC, without writeback.

If `n == t && n != 15`, then one of the following behaviors must occur:

- The instruction is UNDEFINED.
- The instruction executes as NOP.
- The instruction performs all of the loads using the specified addressing mode and the content of the register that is written back is UNKNOWN. In addition, if an exception occurs during such as instruction, the base address might be corrupted so that the instruction cannot be repeated.

### A2

31	30	29	28	27	26	25	24	23	22	21	20	19	18	17	16	15	14	13	12	11	10	9	8	7	6	5	4	3	2	1	0
!= 1111				0	0	0	0	U	0	1	1	Rn				Rt				(0)	(0)	(0)	(0)	1	1	1	1	Rm			
cond																															

### A2

LDRSHT{<c>}{<q>} <Rt>, [<Rn>], {<+/->}<Rm>

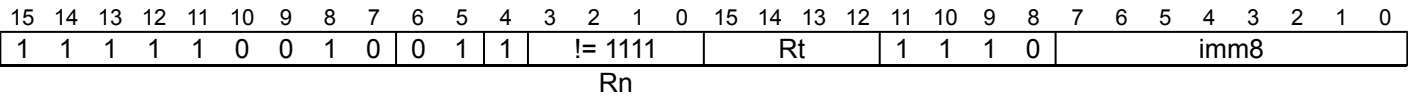
```
constant t = UInt(Rt); constant n = UInt(Rn); constant m = UInt(Rm); constant postindex = TRUE;
constant add = (U == '1');
constant register_form = TRUE;
constant bits(32) imm32 = bits(32) UNKNOWN;
if t == 15 || n == 15 || n == t || m == 15 then UNPREDICTABLE;
```

CONSTRAINED UNPREDICTABLE behavior

If `n == t && n != 15`, then one of the following behaviors must occur:

- The instruction is UNDEFINED.
- The instruction executes as NOP.
- The instruction performs all of the loads using the specified addressing mode and the content of the register that is written back is UNKNOWN. In addition, if an exception occurs during such as instruction, the base address might be corrupted so that the instruction cannot be repeated.

T1



T1

```
LDRSHT{<c>}{<q>} <Rt>, [<Rn> {, #(<+><imm>)}]

if Rn == '1111' then SEE "LDRSH (literal)";
constant t = UInt(Rt);  constant n = UInt(Rn);  constant postindex = FALSE;  constant add = TRUE;
constant register_form = FALSE;  constant imm32 = ZeroExtend(imm8, 32);
constant integer m = integer UNKNOWN;
// Armv8-A removes UNPREDICTABLE for R13
if t == 15 then UNPREDICTABLE;
```

For more information about the CONSTRAINED UNPREDICTABLE behavior of this instruction, see [Architectural Constraints on UNPREDICTABLE behaviors](#).

Assembler Symbols

- <c> See [Standard assembler syntax fields](#).
- <q> See [Standard assembler syntax fields](#).
- <Rt> Is the general-purpose register to be transferred, encoded in the "Rt" field.
- <Rn> Is the general-purpose base register, encoded in the "Rn" field.
- +/- For encoding A1: specifies the offset is added to or subtracted from the base register, defaulting to + if omitted and encoded in "U":

U	+/-
0	-
1	+

For encoding A2: specifies the index register is added to or subtracted from the base register, defaulting to + if omitted and encoded in "U":

U	+/-
0	-
1	+

- <Rm> Is the general-purpose index register, encoded in the "Rm" field.
- + Specifies the offset is added to the base register.
- <imm> For encoding A1: is the 8-bit unsigned immediate byte offset, in the range 0 to 255, defaulting to 0 if omitted, and encoded in the "imm4H:imm4L" field.  
For encoding T1: is an optional 8-bit unsigned immediate byte offset, in the range 0 to 255, defaulting to 0 and encoded in the "imm8" field.

## Operation

```
if ConditionPassed() then
    EncodingSpecificOperations();
    if PSTATE.EL == EL2 then UNPREDICTABLE; // Hyp mode
    constant offset = if register_form then R[m] else imm32;
    constant offset_addr = if add then (R[n] + offset) else (R[n] - offset);
    constant address = if postindex then R[n] else offset_addr;
    constant data = MemU\_unpriv[address,2];
    if postindex then R[n] = offset_addr;
    R[t] = SignExtend(data, 32);
```

## CONSTRAINED UNPREDICTABLE behavior

If `PSTATE.EL == EL2`, then one of the following behaviors must occur:

- The instruction is UNDEFINED.
- The instruction executes as NOP.
- The instruction executes as LDRSH (immediate).

## Operational information

If CPSR.DIT is 1, the timing of this instruction is insensitive to the value of the data being loaded or stored.

Internal version only: isa v01\_31, pseudocode v2024-03\_rel ; Build timestamp: 2024-03-25T10:05

Copyright © 2010-2024 Arm Limited or its affiliates. All rights reserved. This document is Non-Confidential.

## LDRT

Load Register Unprivileged loads a word from memory, and writes it to a register. For information about memory accesses see [Memory accesses](#). The memory access is restricted as if the PE were running in User mode. This makes no difference if the PE is actually running in User mode.

LDRT is UNPREDICTABLE in Hyp mode.

The T32 instruction uses an offset addressing mode, that calculates the address used for the memory access from a base register value and an immediate offset, and leaves the base register unchanged.

The A32 instruction uses a post-indexed addressing mode, that uses a base register value as the address for the memory access, and calculates a new address from a base register value and an offset and writes it back to the base register. The offset can be an immediate value or an optionally-shifted register value.

It has encodings from the following instruction sets: A32 ( [A1](#) and [A2](#) ) and T32 ( [T1](#) ).

### A1

31	30	29	28	27	26	25	24	23	22	21	20	19	18	17	16	15	14	13	12	11	10	9	8	7	6	5	4	3	2	1	0
!= 1111				0	1	0	0	U	0	1	1	Rn				Rt				imm12											
cond																															

### A1

LDRT{<c>}{<q>} <Rt>, [<Rn>] {, #{+/-}<imm>}

```
constant t = UInt(Rt); constant n = UInt(Rn); constant postindex = TRUE;
constant add = (U == '1');
constant register_form = FALSE; constant imm32 = ZeroExtend(imm12, 32);
constant integer m = integer UNKNOWN; constant integer shift_n = integer UNKNOWN;
constant SRTYPE shift_t = SRTYPE UNKNOWN;
if t == 15 || n == 15 || n == t then UNPREDICTABLE;
```

## CONSTRAINED UNPREDICTABLE behavior

If `n == 15`, then one of the following behaviors must occur:

- The instruction is UNDEFINED.
- The instruction executes as NOP.
- The instruction uses post-indexed addressing with the base register as PC. This is handled as described in [Using R15](#).
- The instruction is treated as if `bit[24] == '1'` and `bit[21] == '0'`. The instruction uses immediate offset addressing with the base register as PC, without writeback.

If `n == t && n != 15`, then one of the following behaviors must occur:

- The instruction is UNDEFINED.
- The instruction executes as NOP.
- The instruction performs all of the loads using the specified addressing mode and the content of the register that is written back is UNKNOWN. In addition, if an exception occurs during such as instruction, the base address might be corrupted so that the instruction cannot be repeated.

### A2

31	30	29	28	27	26	25	24	23	22	21	20	19	18	17	16	15	14	13	12	11	10	9	8	7	6	5	4	3	2	1	0
!= 1111				0	1	1	0	U	0	1	1	Rn				Rt				imm5				stype		0	Rm				
cond																															

### A2

LDRT{<c>}{<q>} <Rt>, [<Rn>], {+/-}<Rm>{, <shift>}

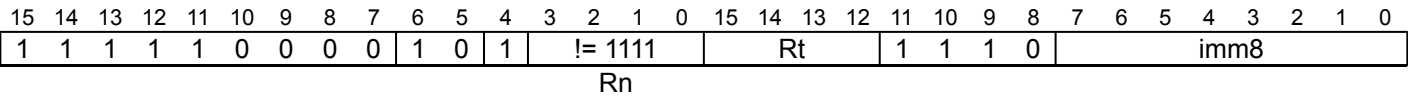
```
constant t = UInt(Rt); constant n = UInt(Rn); constant m = UInt(Rm); constant postindex = TRUE;
constant add = (U == '1'); constant register_form = TRUE;
constant (shift_t, shift_n) = DecodeImmShift(stype, imm5);
constant bits(32) imm32 = bits(32) UNKNOWN;
if t == 15 || n == 15 || n == t || m == 15 then UNPREDICTABLE;
```

CONSTRAINED UNPREDICTABLE behavior

If `n == t && n != 15`, then one of the following behaviors must occur:

- The instruction is UNDEFINED.
- The instruction executes as NOP.
- The instruction performs all of the loads using the specified addressing mode and the content of the register that is written back is UNKNOWN. In addition, if an exception occurs during such as instruction, the base address might be corrupted so that the instruction cannot be repeated.

T1



T1

```
LDRT{<c>}{<q>} <Rt>, [<Rn> {, #<+><imm>}]

if Rn == '1111' then SEE "LDR (literal)";
constant t = UInt(Rt);  constant n = UInt(Rn);  constant postindex = FALSE;  constant add = TRUE;
constant register_form = FALSE;  constant imm32 = ZeroExtend(imm8, 32);
constant integer m = integer UNKNOWN; constant integer shift_n = integer UNKNOWN;
constant SRTYPE shift_t = SRTYPE UNKNOWN;
// Armv8-A removes UNPREDICTABLE for R13
if t == 15 then UNPREDICTABLE;
```

For more information about the CONSTRAINED UNPREDICTABLE behavior of this instruction, see [Architectural Constraints on UNPREDICTABLE behaviors](#).

Assembler Symbols

- <c>

See [Standard assembler syntax fields](#).
- <q>

See [Standard assembler syntax fields](#).
- <Rt>

For encoding A1: is the general-purpose register to be transferred, encoded in the "Rt" field. The PC can be used, but this is deprecated.  
  
For encoding A2 and T1: is the general-purpose register to be transferred, encoded in the "Rt" field.
- <Rn>

Is the general-purpose base register, encoded in the "Rn" field.
- +/-

For encoding A1: specifies the offset is added to or subtracted from the base register, defaulting to + if omitted and encoded in "U":

U	+/-
0	-
1	+

  
For encoding A2: specifies the index register is added to or subtracted from the base register, defaulting to + if omitted and encoded in "U":

U	+/-
0	-
1	+
- <Rm>

Is the general-purpose index register, encoded in the "Rm" field.
- <shift>

The shift to apply to the value read from <Rm>. If absent, no shift is applied. Otherwise, see [Shifts applied to a register](#).
- +

Specifies the offset is added to the base register.
- <imm>

For encoding A1: is the 12-bit unsigned immediate byte offset, in the range 0 to 4095, defaulting to 0 if omitted, and encoded in the "imm12" field.  
  
For encoding T1: is an optional 8-bit unsigned immediate byte offset, in the range 0 to 255, defaulting to 0 and encoded in the "imm8" field.

## Operation

```
if ConditionPassed() then
    EncodingSpecificOperations();
    if PSTATE.EL == EL2 then UNPREDICTABLE; // Hyp mode
    constant offset = if register_form then Shift(R[m], shift_t, shift_n, PSTATE.C) else imm32;
    constant offset_addr = if add then (R[n] + offset) else (R[n] - offset);
    constant address = if postindex then R[n] else offset_addr;
    constant data = MemU\_unpriv[address,4];
    if postindex then R[n] = offset_addr;
    R[t] = data;
```

## CONSTRAINED UNPREDICTABLE behavior

If `PSTATE.EL == EL2`, then one of the following behaviors must occur:

- The instruction is UNDEFINED.
- The instruction executes as NOP.
- The instruction executes as LDR (immediate).

## Operational information

If CPSR.DIT is 1, the timing of this instruction is insensitive to the value of the data being loaded or stored.

Internal version only: isa v01\_31, pseudocode v2024-03\_rel ; Build timestamp: 2024-03-25T10:05

Copyright © 2010-2024 Arm Limited or its affiliates. All rights reserved. This document is Non-Confidential.

## LSL (immediate)

Logical Shift Left (immediate) shifts a register value left by an immediate number of bits, shifting in zeros, and writes the result to the destination register.

This is an alias of [MOV, MOVS \(register\)](#). This means:

- The encodings in this description are named to match the encodings of [MOV, MOVS \(register\)](#).
- The description of [MOV, MOVS \(register\)](#) gives the operational pseudocode, any CONSTRAINED UNPREDICTABLE behavior, and any operational information for this instruction.

It has encodings from the following instruction sets: A32 ( [A1](#) ) and T32 ( [T2](#) and [T3](#) ).

### A1

31	30	29	28	27	26	25	24	23	22	21	20	19	18	17	16	15	14	13	12	11	10	9	8	7	6	5	4	3	2	1	0	
!= 1111				0	0	0	1	1	0	1	0	(0)	(0)	(0)	(0)	Rd					!= 00000					0	0	0	Rm			
cond				S								imm5					stype															

#### MOV, shift or rotate by value

```
LSL{<c>}{<q>} {<Rd>}, <Rm>, #<imm>
```

is equivalent to

```
MOV{<c>}{<q>} <Rd>, <Rm>, LSL #<imm>
```

and is always the preferred disassembly.

### T2

15	14	13	12	11	10	9	8	7	6	5	4	3	2	1	0
0 0 0			0 0		!= 00000					Rm			Rd		
op					imm5										

### T2

```
LSL<c>{<q>} {<Rd>}, <Rm>, #<imm> // (Inside IT block)
```

is equivalent to

```
MOV<c>{<q>} <Rd>, <Rm>, LSL #<imm>
```

and is the preferred disassembly when `InITBlock()`.

### T3

15	14	13	12	11	10	9	8	7	6	5	4	3	2	1	0	15	14	13	12	11	10	9	8	7	6	5	4	3	2	1	0
1	1	1	0	1	0	1	0	0	1	0	0	1	1	1	1	(0)	imm3			Rd			imm2			0	0	Rm			
S																stype															

#### MOV, shift or rotate by value

```
LSL<c>.W {<Rd>}, <Rm>, #<imm> // (Inside IT block, and <Rd>, <Rm>, <imm> can be represented in T2)
```

```
LSL{<c>}{<q>} {<Rd>}, <Rm>, #<imm>
```

is equivalent to

```
MOV{<c>}{<q>} <Rd>, <Rm>, LSL #<imm>
```

and is always the preferred disassembly.

## Assembler Symbols

<c>	See <a href="#">Standard assembler syntax fields</a> .
<q>	See <a href="#">Standard assembler syntax fields</a> .
<Rd>	For encoding A1: is the general-purpose destination register, encoded in the "Rd" field. Arm deprecates using the PC as the destination register, but if the PC is used, the instruction is a branch to the address calculated by the operation. This is an interworking branch, see <a href="#">Pseudocode description of operations on the AArch32 general-purpose registers and the PC</a> .  For encoding T2 and T3: is the general-purpose destination register, encoded in the "Rd" field.
<Rm>	For encoding A1: is the general-purpose source register, encoded in the "Rm" field. The PC can be used, but this is deprecated.  For encoding T2 and T3: is the general-purpose source register, encoded in the "Rm" field.
<imm>	For encoding A1: is the shift amount, in the range 0 to 31, encoded in the "imm5" field as <imm> modulo 32.  For encoding T2: is the shift amount, in the range 1 to 31, encoded in the "imm5" field as <amount> modulo 32.  For encoding T3: is the shift amount, in the range 0 to 31, encoded in the "imm3:imm2" field as <imm> modulo 32.

## Operation

The description of [MOV, MOVS \(register\)](#) gives the operational pseudocode for this instruction.



# LSL (register)

Logical Shift Left (register) shifts a register value left by a variable number of bits, shifting in zeros, and writes the result to the destination register. The variable number of bits is read from the bottom byte of a register.

This is an alias of [MOV, MOVS \(register-shifted register\)](#). This means:

- The encodings in this description are named to match the encodings of [MOV, MOVS \(register-shifted register\)](#).
  - The description of [MOV, MOVS \(register-shifted register\)](#) gives the operational pseudocode, any CONSTRAINED UNPREDICTABLE behavior, and any operational information for this instruction.
- It has encodings from the following instruction sets: A32 ( [A1](#) ) and T32 ( [T1](#) and [T2](#) ).

## A1

31	30	29	28	27	26	25	24	23	22	21	20	19	18	17	16	15	14	13	12	11	10	9	8	7	6	5	4	3	2	1	0
!= 1111				0	0	0	1	1	0	1	0	(0)	(0)	(0)	(0)	Rd				Rs				0	0	0	1	Rm			
cond								S								stype															

### Not flag setting

LSL{<c>}{<q>} {<Rd>}, <Rm>, <Rs>

is equivalent to

MOV{<c>}{<q>} <Rd>, <Rm>, LSL <Rs>

and is always the preferred disassembly.

## T1

15	14	13	12	11	10	9	8	7	6	5	4	3	2	1	0
0	1	0	0	0	0	0	0	1	0	Rs			Rdm		
op															

### Logical shift left

LSL<c>{<q>} {<Rdm>}, <Rdm>, <Rs> // (Inside IT block)

is equivalent to

MOV<c>{<q>} <Rdm>, <Rdm>, LSL <Rs>

and is the preferred disassembly when `InITBlock()`.

## T2

15	14	13	12	11	10	9	8	7	6	5	4	3	2	1	0	15	14	13	12	11	10	9	8	7	6	5	4	3	2	1	0
1	1	1	1	1	0	1	0	0	0	0	0	Rm				1	1	1	1	Rd				0	0	0	0	Rs			
stype S																															

### Not flag setting

LSL<c>.W {<Rd>}, <Rm>, <Rs> // (Inside IT block, and <Rd>, <Rm>, <shift>, <Rs> can be represented in T1)

LSL{<c>}{<q>} {<Rd>}, <Rm>, <Rs>

is equivalent to

MOV{<c>}{<q>} <Rd>, <Rm>, LSL <Rs>

and is always the preferred disassembly.

Assembler Symbols

- <c> See *Standard assembler syntax fields*.
- <q> See *Standard assembler syntax fields*.
- <Rdm> Is the first general-purpose source register and the destination register, encoded in the "Rdm" field.
- <Rd> Is the general-purpose destination register, encoded in the "Rd" field.
- <Rm> Is the first general-purpose source register, encoded in the "Rm" field.
- <Rs> Is the second general-purpose source register holding a shift amount in its bottom 8 bits, encoded in the "Rs" field.

Operation

The description of [MOV, MOVS \(register-shifted register\)](#) gives the operational pseudocode for this instruction.

LSLS (immediate)

Logical Shift Left, setting flags (immediate) shifts a register value left by an immediate number of bits, shifting in zeros, and writes the result to the destination register.

If the destination register is not the PC, this instruction updates the condition flags based on the result.

The field descriptions for <Rd> identify the encodings where the PC is permitted as the destination register. Arm deprecates any use of these encodings. However, when the destination register is the PC:

- The PE branches to the address written to the PC, and restores *PSTATE* from SPSR\_<current\_mode>.
- The PE checks SPSR\_<current\_mode> for an illegal return event. See *Illegal return events from AArch32 state*.
- The instruction is UNDEFINED in Hyp mode.
- The instruction is CONSTRAINED UNPREDICTABLE in User mode and System mode.

This is an alias of [MOV, MOVS \(register\)](#). This means:

- The encodings in this description are named to match the encodings of [MOV, MOVS \(register\)](#).
- The description of [MOV, MOVS \(register\)](#) gives the operational pseudocode, any CONSTRAINED UNPREDICTABLE behavior, and any operational information for this instruction.

It has encodings from the following instruction sets: A32 ( [A1](#) ) and T32 ( [T2](#) and [T3](#) ).

A1

31	30	29	28	27	26	25	24	23	22	21	20	19	18	17	16	15	14	13	12	11	10	9	8	7	6	5	4	3	2	1	0	
!= 1111				0	0	0	1	1	0	1	1	(0)	(0)	(0)	(0)	Rd					!= 00000					0	0	0	Rm			
cond				S								imm5					stype															

MOVS, shift or rotate by value

LSLS{<c>}{<q>} {<Rd>,<Rm>,<imm>}

is equivalent to

MOVS{<c>}{<q>} <Rd>,<Rm>, LSL #<imm>

and is always the preferred disassembly.

T2

15	14	13	12	11	10	9	8	7	6	5	4	3	2	1	0
0	0	0	0	0	!= 00000					Rm			Rd		
op					imm5										

T2

LSLS{<q>} {<Rd>,<Rm>,<imm>} // (Outside IT block)

is equivalent to

MOVS{<q>} <Rd>,<Rm>, LSL #<imm>

and is the preferred disassembly when `!InITBlock()`.

T3

15	14	13	12	11	10	9	8	7	6	5	4	3	2	1	0	15	14	13	12	11	10	9	8	7	6	5	4	3	2	1	0
1	1	1	0	1	0	1	0	0	0	1	0	1	1	1	1	(0)	imm3			Rd			imm2			0	0	Rm			
S																stype															

**MOVS, shift or rotate by value**

```
LSLS.W {<Rd>, } <Rm>, #<imm> // (Outside IT block, and <Rd>, <Rm>, <imm> can be represented in T2)

LSLS{<c>}{<q>} {<Rd>, } <Rm>, #<imm>
```

is equivalent to

```
MOVS{<c>}{<q>} <Rd>, <Rm>, LSL #<imm>
```

and is always the preferred disassembly.

**Assembler Symbols**

<c>	See <i>Standard assembler syntax fields</i> .
<q>	See <i>Standard assembler syntax fields</i> .
<Rd>	For encoding A1: is the general-purpose destination register, encoded in the "Rd" field. Arm deprecates using the PC as the destination register, but if the PC is used, the instruction performs an exception return, that restores <i>PSTATE</i> from SPSR_<current_mode>.  For encoding T2 and T3: is the general-purpose destination register, encoded in the "Rd" field.
<Rm>	For encoding A1: is the general-purpose source register, encoded in the "Rm" field. The PC can be used, but this is deprecated.  For encoding T2 and T3: is the general-purpose source register, encoded in the "Rm" field.
<imm>	For encoding A1: is the shift amount, in the range 0 to 31, encoded in the "imm5" field as <imm> modulo 32.  For encoding T2: is the shift amount, in the range 1 to 31, encoded in the "imm5" field as <amount> modulo 32.  For encoding T3: is the shift amount, in the range 0 to 31, encoded in the "imm3:imm2" field as <imm> modulo 32.

**Operation**

The description of [MOV, MOVS \(register\)](#) gives the operational pseudocode for this instruction.

## LSLS (register)

Logical Shift Left, setting flags (register) shifts a register value left by a variable number of bits, shifting in zeros, writes the result to the destination register, and updates the condition flags based on the result. The variable number of bits is read from the bottom byte of a register.

This is an alias of [MOV, MOVS \(register-shifted register\)](#). This means:

- The encodings in this description are named to match the encodings of [MOV, MOVS \(register-shifted register\)](#).
- The description of [MOV, MOVS \(register-shifted register\)](#) gives the operational pseudocode, any CONSTRAINED UNPREDICTABLE behavior, and any operational information for this instruction.

It has encodings from the following instruction sets: A32 ( [A1](#) ) and T32 ( [T1](#) and [T2](#) ).

### A1

31	30	29	28	27	26	25	24	23	22	21	20	19	18	17	16	15	14	13	12	11	10	9	8	7	6	5	4	3	2	1	0
!= 1111				0	0	0	1	1	0	1	1	(0)	(0)	(0)	(0)	Rd				Rs				0	0	0	1	Rm			
cond				S								stype																			

#### Flag setting

LSLS{<c>}{<q>} {<Rd>}, <Rm>, <Rs>

is equivalent to

MOVS{<c>}{<q>} <Rd>, <Rm>, LSL <Rs>

and is always the preferred disassembly.

### T1

15	14	13	12	11	10	9	8	7	6	5	4	3	2	1	0
0	1	0	0	0	0	0	0	1	0	Rs			Rdm		
op															

#### Logical shift left

LSLS{<q>} {<Rdm>}, <Rdm>, <Rs> // (Outside IT block)

is equivalent to

MOVS{<q>} <Rdm>, <Rdm>, LSL <Rs>

and is the preferred disassembly when `!InITBlock()`.

### T2

15	14	13	12	11	10	9	8	7	6	5	4	3	2	1	0	15	14	13	12	11	10	9	8	7	6	5	4	3	2	1	0
1	1	1	1	1	0	1	0	0	0	0	1	Rm				1	1	1	1	Rd				0	0	0	0	Rs			
stype S																															

#### Flag setting

LSLS.W {<Rd>}, <Rm>, <Rs> // (Outside IT block, and <Rd>, <Rm>, <shift>, <Rs> can be represented in T1)

LSLS{<c>}{<q>} {<Rd>}, <Rm>, <Rs>

is equivalent to

MOVS{<c>}{<q>} <Rd>, <Rm>, LSL <Rs>

and is always the preferred disassembly.

Assembler Symbols

- <c> See *Standard assembler syntax fields*.
- <q> See *Standard assembler syntax fields*.
- <Rdm> Is the first general-purpose source register and the destination register, encoded in the "Rdm" field.
- <Rd> Is the general-purpose destination register, encoded in the "Rd" field.
- <Rm> Is the first general-purpose source register, encoded in the "Rm" field.
- <Rs> Is the second general-purpose source register holding a shift amount in its bottom 8 bits, encoded in the "Rs" field.

Operation

The description of [MOV, MOVS \(register-shifted register\)](#) gives the operational pseudocode for this instruction.

# LSR (immediate)

Logical Shift Right (immediate) shifts a register value right by an immediate number of bits, shifting in zeros, and writes the result to the destination register.

This is an alias of [MOV, MOVS \(register\)](#). This means:

- The encodings in this description are named to match the encodings of [MOV, MOVS \(register\)](#).
  - The description of [MOV, MOVS \(register\)](#) gives the operational pseudocode, any CONSTRAINED UNPREDICTABLE behavior, and any operational information for this instruction.
- It has encodings from the following instruction sets: A32 ( [A1](#) ) and T32 ( [T2](#) and [T3](#) ).

## A1

31	30	29	28	27	26	25	24	23	22	21	20	19	18	17	16	15	14	13	12	11	10	9	8	7	6	5	4	3	2	1	0
!= 1111				0	0	0	1	1	0	1	0	(0)	(0)	(0)	(0)	Rd					imm5					0	1	0	Rm		
cond				S								styp																			

### MOV, shift or rotate by value

LSR{<c>}{<q>} {<Rd>}, <Rm>, #<imm>

is equivalent to

MOV{<c>}{<q>} <Rd>, <Rm>, LSR #<imm>

and is always the preferred disassembly.

## T2

15	14	13	12	11	10	9	8	7	6	5	4	3	2	1	0
0	0	0	0	1	imm5					Rm			Rd		
op															

## T2

LSR<c>{<q>} {<Rd>}, <Rm>, #<imm> // (Inside IT block)

is equivalent to

MOV<c>{<q>} <Rd>, <Rm>, LSR #<imm>

and is the preferred disassembly when `InITBlock()`.

## T3

15	14	13	12	11	10	9	8	7	6	5	4	3	2	1	0	15	14	13	12	11	10	9	8	7	6	5	4	3	2	1	0	
1	1	1	0	1	0	1	0	0	1	0	0	1	1	1	1	(0)	imm3				Rd				imm2		0	1	Rm			
S																styp																

### MOV, shift or rotate by value

LSR<c>.W {<Rd>}, <Rm>, #<imm> // (Inside IT block, and <Rd>, <Rm>, <imm> can be represented in T2)

LSR{<c>}{<q>} {<Rd>}, <Rm>, #<imm>

is equivalent to

MOV{<c>}{<q>} <Rd>, <Rm>, LSR #<imm>

and is always the preferred disassembly.

Assembler Symbols

<c>	See <a href="#">Standard assembler syntax fields</a> .
<q>	See <a href="#">Standard assembler syntax fields</a> .
<Rd>	For encoding A1: is the general-purpose destination register, encoded in the "Rd" field. Arm deprecates using the PC as the destination register, but if the PC is used, the instruction is a branch to the address calculated by the operation. This is an interworking branch, see <a href="#">Pseudocode description of operations on the AArch32 general-purpose registers and the PC</a> .  For encoding T2 and T3: is the general-purpose destination register, encoded in the "Rd" field.
<Rm>	For encoding A1: is the general-purpose source register, encoded in the "Rm" field. The PC can be used, but this is deprecated.  For encoding T2 and T3: is the general-purpose source register, encoded in the "Rm" field.
<imm>	For encoding A1 and T2: is the shift amount, in the range 1 to 32, encoded in the "imm5" field as <imm> modulo 32.  For encoding T3: is the shift amount, in the range 1 to 32, encoded in the "imm3:imm2" field as <imm> modulo 32.

Operation

The description of [MOV, MOVS \(register\)](#) gives the operational pseudocode for this instruction.



## LSR (register)

Logical Shift Right (register) shifts a register value right by a variable number of bits, shifting in zeros, and writes the result to the destination register. The variable number of bits is read from the bottom byte of a register.

This is an alias of [MOV, MOVS \(register-shifted register\)](#). This means:

- The encodings in this description are named to match the encodings of [MOV, MOVS \(register-shifted register\)](#).
- The description of [MOV, MOVS \(register-shifted register\)](#) gives the operational pseudocode, any CONSTRAINED UNPREDICTABLE behavior, and any operational information for this instruction.

It has encodings from the following instruction sets: A32 ( [A1](#) ) and T32 ( [T1](#) and [T2](#) ).

### A1

31	30	29	28	27	26	25	24	23	22	21	20	19	18	17	16	15	14	13	12	11	10	9	8	7	6	5	4	3	2	1	0
!= 1111				0	0	0	1	1	0	1	0	(0)	(0)	(0)	(0)	Rd				Rs				0	0	1	1	Rm			
cond				S								stype																			

#### Not flag setting

LSR{<c>}{<q>} {<Rd>}, <Rm>, <Rs>

is equivalent to

MOV{<c>}{<q>} <Rd>, <Rm>, LSR <Rs>

and is always the preferred disassembly.

### T1

15	14	13	12	11	10	9	8	7	6	5	4	3	2	1	0
0	1	0	0	0	0	0	0	1	1	Rs			Rdm		
op															

#### Logical shift right

LSR<c>{<q>} {<Rdm>}, <Rdm>, <Rs> // (Inside IT block)

is equivalent to

MOV<c>{<q>} <Rdm>, <Rdm>, LSR <Rs>

and is the preferred disassembly when `InITBlock()`.

### T2

15	14	13	12	11	10	9	8	7	6	5	4	3	2	1	0	15	14	13	12	11	10	9	8	7	6	5	4	3	2	1	0
1	1	1	1	1	0	1	0	0	0	1	0	Rm			1	1	1	1	Rd			0	0	0	0	Rs					
stype S																															

#### Not flag setting

LSR<c>.W {<Rd>}, <Rm>, <Rs> // (Inside IT block, and <Rd>, <Rm>, <shift>, <Rs> can be represented in T1)

LSR{<c>}{<q>} {<Rd>}, <Rm>, <Rs>

is equivalent to

MOV{<c>}{<q>} <Rd>, <Rm>, LSR <Rs>

and is always the preferred disassembly.

Assembler Symbols

- <c> See *Standard assembler syntax fields*.
- <q> See *Standard assembler syntax fields*.
- <Rdm> Is the first general-purpose source register and the destination register, encoded in the "Rdm" field.
- <Rd> Is the general-purpose destination register, encoded in the "Rd" field.
- <Rm> Is the first general-purpose source register, encoded in the "Rm" field.
- <Rs> Is the second general-purpose source register holding a shift amount in its bottom 8 bits, encoded in the "Rs" field.

Operation

The description of [MOV, MOVS \(register-shifted register\)](#) gives the operational pseudocode for this instruction.

LSRS (immediate)

Logical Shift Right, setting flags (immediate) shifts a register value right by an immediate number of bits, shifting in zeros, and writes the result to the destination register.

If the destination register is not the PC, this instruction updates the condition flags based on the result.

The field descriptions for <Rd> identify the encodings where the PC is permitted as the destination register. Arm deprecates any use of these encodings. However, when the destination register is the PC:

- The PE branches to the address written to the PC, and restores *PSTATE* from SPSR\_<current\_mode>.
- The PE checks SPSR\_<current\_mode> for an illegal return event. See *Illegal return events from AArch32 state*.
- The instruction is UNDEFINED in Hyp mode.
- The instruction is CONSTRAINED UNPREDICTABLE in User mode and System mode.

This is an alias of [MOV, MOVS \(register\)](#). This means:

- The encodings in this description are named to match the encodings of [MOV, MOVS \(register\)](#).
- The description of [MOV, MOVS \(register\)](#) gives the operational pseudocode, any CONSTRAINED UNPREDICTABLE behavior, and any operational information for this instruction.

It has encodings from the following instruction sets: A32 ( [A1](#) ) and T32 ( [T2](#) and [T3](#) ).

A1

31	30	29	28	27	26	25	24	23	22	21	20	19	18	17	16	15	14	13	12	11	10	9	8	7	6	5	4	3	2	1	0
!= 1111				0	0	0	1	1	0	1	1	(0)	(0)	(0)	(0)	Rd					imm5					0	1	0	Rm		
cond											S					styp															

MOVS, shift or rotate by value

LSRS{<c>}{<q>} {<Rd>}, {<Rm>}, #<imm>

is equivalent to

MOVS{<c>}{<q>} <Rd>, <Rm>, LSR #<imm>

and is always the preferred disassembly.

T2

15	14	13	12	11	10	9	8	7	6	5	4	3	2	1	0
0 0 0			0 1		imm5					Rm			Rd		
op															

T2

LSRS{<q>} {<Rd>}, {<Rm>}, #<imm> // (Outside IT block)

is equivalent to

MOVS{<q>} <Rd>, <Rm>, LSR #<imm>

and is the preferred disassembly when !InITBlock().

T3

15	14	13	12	11	10	9	8	7	6	5	4	3	2	1	0	15	14	13	12	11	10	9	8	7	6	5	4	3	2	1	0
1	1	1	0	1	0	1	0	0	1	0	1	1	1	1	(0)	imm3			Rd			imm2			0	1	Rm				
S																styp															

**MOVS, shift or rotate by value**

```
LSRS.W {<Rd>}, {<Rm>, #<imm> // (Outside IT block, and <Rd>, <Rm>, <imm> can be represented in T2)
```

```
LSRS{<c>}{<q>} {<Rd>}, {<Rm>, #<imm>
```

is equivalent to

```
MOVS{<c>}{<q>} <Rd>, <Rm>, LSR #<imm>
```

and is always the preferred disassembly.

**Assembler Symbols**

<c>	See <i>Standard assembler syntax fields</i> .
<q>	See <i>Standard assembler syntax fields</i> .
<Rd>	For encoding A1: is the general-purpose destination register, encoded in the "Rd" field. Arm deprecates using the PC as the destination register, but if the PC is used, the instruction performs an exception return, that restores <i>PSTATE</i> from SPSR_<current_mode>.  For encoding T2 and T3: is the general-purpose destination register, encoded in the "Rd" field.
<Rm>	For encoding A1: is the general-purpose source register, encoded in the "Rm" field. The PC can be used, but this is deprecated.  For encoding T2 and T3: is the general-purpose source register, encoded in the "Rm" field.
<imm>	For encoding A1 and T2: is the shift amount, in the range 1 to 32, encoded in the "imm5" field as <imm> modulo 32.  For encoding T3: is the shift amount, in the range 1 to 32, encoded in the "imm3:imm2" field as <imm> modulo 32.

**Operation**

The description of [MOV, MOVS \(register\)](#) gives the operational pseudocode for this instruction.

# LSRS (register)

Logical Shift Right, setting flags (register) shifts a register value right by an immediate number of bits, shifting in zeros, writes the result to the destination register, and updates the condition flags based on the result. The variable number of bits is read from the bottom byte of a register.

This is an alias of [MOV, MOVS \(register-shifted register\)](#). This means:

- The encodings in this description are named to match the encodings of [MOV, MOVS \(register-shifted register\)](#).
  - The description of [MOV, MOVS \(register-shifted register\)](#) gives the operational pseudocode, any CONSTRAINED UNPREDICTABLE behavior, and any operational information for this instruction.
- It has encodings from the following instruction sets: A32 ( [A1](#) ) and T32 ( [T1](#) and [T2](#) ).

## A1

31	30	29	28	27	26	25	24	23	22	21	20	19	18	17	16	15	14	13	12	11	10	9	8	7	6	5	4	3	2	1	0
!= 1111				0	0	0	1	1	0	1	1	(0)	(0)	(0)	(0)	Rd				Rs				0	0	1	1	Rm			
cond								S								styp															

### Flag setting

LSRS{<c>}{<q>}{<Rd>,}<Rm>,<Rs>

is equivalent to

MOVS{<c>}{<q>}<Rd>,<Rm>,LSR<Rs>

and is always the preferred disassembly.

## T1

15	14	13	12	11	10	9	8	7	6	5	4	3	2	1	0
0	1	0	0	0	0	0	0	1	1	Rs			Rdm		
op															

### Logical shift right

LSRS{<q>}{<Rdm>,}<Rdm>,<Rs> // (Outside IT block)

is equivalent to

MOVS{<q>}<Rdm>,<Rdm>,LSR<Rs>

and is the preferred disassembly when `!InITBlock()`.

## T2

15	14	13	12	11	10	9	8	7	6	5	4	3	2	1	0	15	14	13	12	11	10	9	8	7	6	5	4	3	2	1	0
1	1	1	1	1	0	1	0	0	0	1	1	Rm				1	1	1	1	Rd				0	0	0	0	Rs			
styp S																															

### Flag setting

LSRS.W{<Rd>,}<Rm>,<Rs> // (Outside IT block, and <Rd>,<Rm>,<shift>,<Rs> can be represented in T1)

LSRS{<c>}{<q>}{<Rd>,}<Rm>,<Rs>

is equivalent to

MOVS{<c>}{<q>}<Rd>,<Rm>,LSR<Rs>

and is always the preferred disassembly.

Assembler Symbols

- <c> See *Standard assembler syntax fields*.
- <q> See *Standard assembler syntax fields*.
- <Rdm> Is the first general-purpose source register and the destination register, encoded in the "Rdm" field.
- <Rd> Is the general-purpose destination register, encoded in the "Rd" field.
- <Rm> Is the first general-purpose source register, encoded in the "Rm" field.
- <Rs> Is the second general-purpose source register holding a shift amount in its bottom 8 bits, encoded in the "Rs" field.

Operation

The description of [MOV, MOVS \(register-shifted register\)](#) gives the operational pseudocode for this instruction.

MCR

Move to System register from general-purpose register or execute a System instruction. This instruction copies the value of a general-purpose register to a System register, or executes a System instruction.

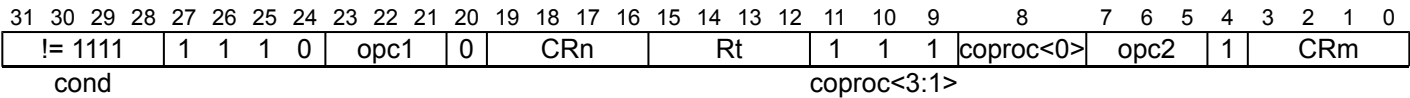
The System register and System instruction descriptions identify valid encodings for this instruction. Other encodings are UNDEFINED. For more information see [About the AArch32 System register interface](#) and [General behavior of System registers](#).

In an implementation that includes EL2, MCR accesses to System registers can be trapped to Hyp mode, meaning that an attempt to execute an MCR instruction in a Non-secure mode other than Hyp mode, that would be permitted in the absence of the Hyp trap controls, generates a Hyp Trap exception. For more information, see [EL2 configurable instruction enables, disables, and traps](#).

Because of the range of possible traps to Hyp mode, the MCR pseudocode does not show these possible traps.

It has encodings from the following instruction sets: A32 ( [A1](#) ) and T32 ( [T1](#) ).

A1

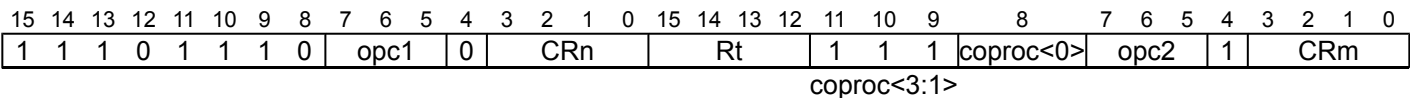


A1

```
MCR{<c>}{<q>} <coproc>, {#}<opc1>, <Rt>, <CRn>, <CRm>{, {#}<opc2>}
```

```
constant t = UInt(Rt); constant cp = if coproc<0> == '0' then 14 else 15;
// Armv8-A removes UNPREDICTABLE for R13
if t == 15 then UNPREDICTABLE;
```

T1



T1

```
MCR{<c>}{<q>} <coproc>, {#}<opc1>, <Rt>, <CRn>, <CRm>{, {#}<opc2>}
```

```
constant t = UInt(Rt); constant cp = if coproc<0> == '0' then 14 else 15;
// Armv8-A removes UNPREDICTABLE for R13
if t == 15 then UNPREDICTABLE;
```

For more information about the CONSTRAINED UNPREDICTABLE behavior of this instruction, see [Architectural Constraints on UNPREDICTABLE behaviors](#).

Assembler Symbols

- <c>

See [Standard assembler syntax fields](#).
- <q>

See [Standard assembler syntax fields](#).
- <coproc>

Is the System register encoding space, encoded in “coproc<0>”:

coproc<0>	<coproc>
0	p14
1	p15
- <opc1>

Is the opc1 parameter within the System register encoding space, in the range 0 to 7, encoded in the "opc1" field.
- <Rt>

Is the general-purpose register to be transferred, encoded in the "Rt" field.
- <CRn>

Is the CRn parameter within the System register encoding space, in the range c0 to c15, encoded in the "CRn" field.
- <CRm>

Is the CRm parameter within the System register encoding space, in the range c0 to c15, encoded in the "CRm" field.

<opc2> Is the opc2 parameter within the System register encoding space, in the range 0 to 7, encoded in the "opc2" field.

The possible values of { <coproc>, <opc1>, <CRn>, <CRm>, <opc2> } encode the entire System register and System instruction encoding space. Not all of this space is allocated, and the System register and System instruction descriptions identify the allocated encodings.

## Operation

```
if ConditionPassed() then
    EncodingSpecificOperations();
    AArch32.SysRegWrite(cp, ThisInstr(), t);
```

Internal version only: isa v01\_31, pseudocode v2024-03\_rel ; Build timestamp: 2024-03-25T10:05

Copyright © 2010-2024 Arm Limited or its affiliates. All rights reserved. This document is Non-Confidential.



MCRR

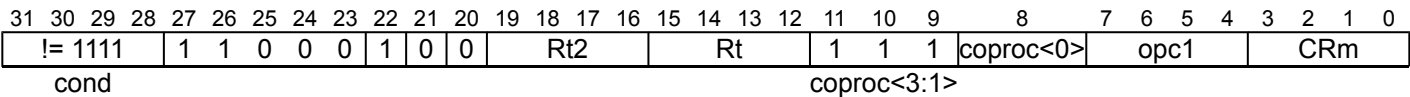
Move to System register from two general-purpose registers. This instruction copies the values of two general-purpose registers to a System register. The System register descriptions identify valid encodings for this instruction. Other encodings are UNDEFINED. For more information see [About the AArch32 System register interface](#) and [General behavior of System registers](#).

In an implementation that includes EL2, MCRR accesses to System registers can be trapped to Hyp mode, meaning that an attempt to execute an MCRR instruction in a Non-secure mode other than Hyp mode, that would be permitted in the absence of the Hyp trap controls, generates a Hyp Trap exception. For more information, see [EL2 configurable instruction enables, disables, and traps](#).

Because of the range of possible traps to Hyp mode, the MCRR pseudocode does not show these possible traps.

It has encodings from the following instruction sets: A32 ( [A1](#) ) and T32 ( [T1](#) ).

A1

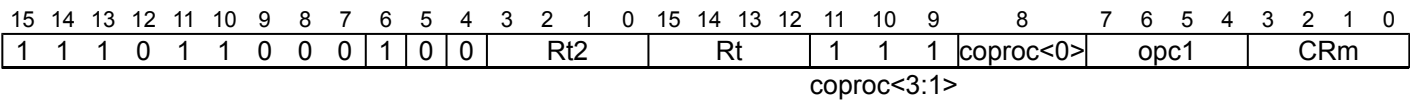


A1

```
MCRR{<c>}{<q>} <coproc>, {#}<opc1>, <Rt>, <Rt2>, <CRm>

constant t = UInt(Rt);  constant t2 = UInt(Rt2);  constant cp = if coproc<0> == '0' then 14 else 15;
if t == 15 || t2 == 15 then UNPREDICTABLE;
// Armv8-A removes UNPREDICTABLE for R13
```

T1



T1

```
MCRR{<c>}{<q>} <coproc>, {#}<opc1>, <Rt>, <Rt2>, <CRm>

constant t = UInt(Rt);  constant t2 = UInt(Rt2);  constant cp = if coproc<0> == '0' then 14 else 15;
if t == 15 || t2 == 15 then UNPREDICTABLE;
// Armv8-A removes UNPREDICTABLE for R13
```

For more information about the CONSTRAINED UNPREDICTABLE behavior of this instruction, see [Architectural Constraints on UNPREDICTABLE behaviors](#).

Assembler Symbols

- <c> See [Standard assembler syntax fields](#).
  - <q> See [Standard assembler syntax fields](#).
  - <coproc> Is the System register encoding space, encoded in “coproc<0>”:

coproc<0>	<coproc>
0	p14
1	p15
  - <opc1> Is the opc1 parameter within the System register encoding space, in the range 0 to 15, encoded in the "opc1" field.
  - <Rt> Is the first general-purpose register that is transferred into, encoded in the "Rt" field.
  - <Rt2> Is the second general-purpose register that is transferred into, encoded in the "Rt2" field.
  - <CRm> Is the CRm parameter within the System register encoding space, in the range c0 to c15, encoded in the "CRm" field.
- The possible values of { <coproc>, <opc1>, <CRm> } encode the entire System register encoding space. Not all of this space is allocated, and the System register descriptions identify the allocated encodings.

For the permitted uses of these instructions, as described in this manual, <Rt2> transfers bits[63:32] of the selected System register, while <Rt> transfers bits[31:0].

## Operation

```
if ConditionPassed() then
    EncodingSpecificOperations();
    AArch32.SysRegWrite64(cp, ThisInstr(), t, t2);
```

Internal version only: isa v01\_31, pseudocode v2024-03\_rel ; Build timestamp: 2024-03-25T10:05

Copyright © 2010-2024 Arm Limited or its affiliates. All rights reserved. This document is Non-Confidential.

MLA, MLAS

Multiply Accumulate multiplies two register values, and adds a third register value. The least significant 32 bits of the result are written to the destination register. These 32 bits do not depend on whether the source register values are considered to be signed values or unsigned values. In an A32 instruction, the condition flags can optionally be updated based on the result. Use of this option adversely affects performance on many implementations.

It has encodings from the following instruction sets: A32 ( [A1](#) ) and T32 ( [T1](#) ).

A1

31	30	29	28	27	26	25	24	23	22	21	20	19	18	17	16	15	14	13	12	11	10	9	8	7	6	5	4	3	2	1	0
!= 1111				0	0	0	0	0	0	1	S	Rd				Ra				Rm				1 0 0 1				Rn			
cond																															

Flag setting (S == 1)

MLAS{<c>}{<q>} <Rd>, <Rn>, <Rm>, <Ra>

Not flag setting (S == 0)

MLA{<c>}{<q>} <Rd>, <Rn>, <Rm>, <Ra>

```
constant d = UInt(Rd);  constant n = UInt(Rn);  constant m = UInt(Rm);  constant a = UInt(Ra);
constant setflags = (S == '1');
if d == 15 || n == 15 || m == 15 || a == 15 then UNPREDICTABLE;
```

T1

15	14	13	12	11	10	9	8	7	6	5	4	3	2	1	0	15	14	13	12	11	10	9	8	7	6	5	4	3	2	1	0
1	1	1	1	1	0	1	1	0	0	0	0	Rn				!= 1111				Rd				0	0	0	0	Rm			
Ra																															

T1

MLA{<c>}{<q>} <Rd>, <Rn>, <Rm>, <Ra>

```
if Ra == '1111' then SEE "MUL";
constant d = UInt(Rd);  constant n = UInt(Rn);  constant m = UInt(Rm);  constant a = UInt(Ra);
constant setflags = FALSE;
// Armv8-A removes UNPREDICTABLE for R13
if d == 15 || n == 15 || m == 15 then UNPREDICTABLE;
```

For more information about the CONSTRAINED UNPREDICTABLE behavior of this instruction, see [Architectural Constraints on UNPREDICTABLE behaviors](#).

Assembler Symbols

- <c> See [Standard assembler syntax fields](#).
- <q> See [Standard assembler syntax fields](#).
- <Rd> Is the general-purpose destination register, encoded in the "Rd" field.
- <Rn> Is the first general-purpose source register holding the multiplicand, encoded in the "Rn" field.
- <Rm> Is the second general-purpose source register holding the multiplier, encoded in the "Rm" field.
- <Ra> Is the third general-purpose source register holding the addend, encoded in the "Ra" field.

## Operation

```
if ConditionPassed() then
    EncodingSpecificOperations();
    constant operand1 = SInt(R[n]); // operand1 = UInt(R[n]) produces the same final results
    constant operand2 = SInt(R[m]); // operand2 = UInt(R[m]) produces the same final results
    constant addend    = SInt(R[a]); // addend    = UInt(R[a]) produces the same final results
    constant result = operand1 * operand2 + addend;
    R[d] = result<31:0>;
    if setflags then
        PSTATE.N = result<31>;
        PSTATE.Z = IsZeroBit(result<31:0>);
        // PSTATE.C, PSTATE.V unchanged
```

## Operational information

If CPSR.DIT is 1, this instruction has passed its condition execution check, and does not use R15 as either its source or destination:

- The execution time of this instruction is independent of:
  - The values of the data supplied in any of its registers.
  - The values of the NZCV flags.
- The response of this instruction to asynchronous exceptions does not vary based on:
  - The values of the data supplied in any of its registers.
  - The values of the NZCV flags.

Internal version only: isa v01\_31, pseudocode v2024-03\_rel ; Build timestamp: 2024-03-25T10:05

Copyright © 2010-2024 Arm Limited or its affiliates. All rights reserved. This document is Non-Confidential.

MLS

Multiply and Subtract multiplies two register values, and subtracts the product from a third register value. The least significant 32 bits of the result are written to the destination register. These 32 bits do not depend on whether the source register values are considered to be signed values or unsigned values.

It has encodings from the following instruction sets: A32 ( [A1](#) ) and T32 ( [T1](#) ).

A1

31	30	29	28	27	26	25	24	23	22	21	20	19	18	17	16	15	14	13	12	11	10	9	8	7	6	5	4	3	2	1	0
!= 1111				0	0	0	0	0	1	1	0	Rd				Ra				Rm				1	0	0	1	Rn			
cond																															

A1

```
MLS{<c>}{<q>} <Rd>, <Rn>, <Rm>, <Ra>

constant d = UInt(Rd);  constant n = UInt(Rn);  constant m = UInt(Rm);  constant a = UInt(Ra);
if d == 15 || n == 15 || m == 15 || a == 15 then UNPREDICTABLE;
```

T1

15	14	13	12	11	10	9	8	7	6	5	4	3	2	1	0	15	14	13	12	11	10	9	8	7	6	5	4	3	2	1	0
1	1	1	1	1	0	1	1	0	0	0	0	Rn				Ra				Rd				0	0	0	1	Rm			

T1

```
MLS{<c>}{<q>} <Rd>, <Rn>, <Rm>, <Ra>

constant d = UInt(Rd);  constant n = UInt(Rn);  constant m = UInt(Rm);  constant a = UInt(Ra);
if d == 15 || n == 15 || m == 15 || a == 15 then UNPREDICTABLE;
// Armv8-A removes UNPREDICTABLE for R13
```

For more information about the CONSTRAINED UNPREDICTABLE behavior of this instruction, see [Architectural Constraints on UNPREDICTABLE behaviors](#).

Assembler Symbols

- <c> See [Standard assembler syntax fields](#).
- <q> See [Standard assembler syntax fields](#).
- <Rd> Is the general-purpose destination register, encoded in the "Rd" field.
- <Rn> Is the first general-purpose source register holding the multiplicand, encoded in the "Rn" field.
- <Rm> Is the second general-purpose source register holding the multiplier, encoded in the "Rm" field.
- <Ra> Is the third general-purpose source register holding the minuend, encoded in the "Ra" field.

Operation

```
if ConditionPassed() then
    EncodingSpecificOperations();
    constant operand1 = SInt(R[n]); // operand1 = UInt(R[n]) produces the same final results
    constant operand2 = SInt(R[m]); // operand2 = UInt(R[m]) produces the same final results
    constant addend   = SInt(R[a]); // addend   = UInt(R[a]) produces the same final results
    constant result = addend - operand1 * operand2;
    R[d] = result<31:0>;
```

Operational information

If CPSR.DIT is 1, this instruction has passed its condition execution check, and does not use R15 as either its source or destination:

- The execution time of this instruction is independent of:
  - The values of the data supplied in any of its registers.
  - The values of the NZCV flags.
- The response of this instruction to asynchronous exceptions does not vary based on:
  - The values of the data supplied in any of its registers.
  - The values of the NZCV flags.

Internal version only: isa v01\_31, pseudocode v2024-03\_rel ; Build timestamp: 2024-03-25T10:05

Copyright © 2010-2024 Arm Limited or its affiliates. All rights reserved. This document is Non-Confidential.

## MOV, MOVS (immediate)

Move (immediate) writes an immediate value to the destination register.

If the destination register is not the PC, the MOVS variant of the instruction updates the condition flags based on the result.

The field descriptions for <Rd> identify the encodings where the PC is permitted as the destination register. Arm deprecates any use of these encodings. However, when the destination register is the PC:

- The MOV variant of the instruction is an interworking branch, see [Pseudocode description of operations on the AArch32 general-purpose registers and the PC](#).
- The MOVS variant of the instruction performs an exception return without the use of the stack. In this case:
  - The PE branches to the address written to the PC, and restores *PSTATE* from SPSR\_<current\_mode>.
  - The PE checks SPSR\_<current\_mode> for an illegal return event. See [Illegal return events from AArch32 state](#).
  - The instruction is UNDEFINED in Hyp mode.
  - The instruction is CONSTRAINED UNPREDICTABLE in User mode and System mode.

It has encodings from the following instruction sets: A32 ( [A1](#) and [A2](#) ) and T32 ( [T1](#), [T2](#) and [T3](#) ).

### A1

31	30	29	28	27	26	25	24	23	22	21	20	19	18	17	16	15	14	13	12	11	10	9	8	7	6	5	4	3	2	1	0	
!= 1111				0	0	1	1	1	0	1	S	(0)	(0)	(0)	(0)	Rd					imm12											
cond																																

### MOV (S == 0)

```
MOV{<c>}{<q>} <Rd>, #<const>
```

### MOVS (S == 1)

```
MOVS{<c>}{<q>} <Rd>, #<const>
```

```
constant d = UInt(Rd);  constant setflags = (S == '1');  
constant (imm32, carry) = A32ExpandImm_C(imm12, PSTATE.C);
```

### A2

31	30	29	28	27	26	25	24	23	22	21	20	19	18	17	16	15	14	13	12	11	10	9	8	7	6	5	4	3	2	1	0
!= 1111				0	0	1	1	0	0	0	0	imm4				Rd				imm12											
cond																															

### A2

```
MOV{<c>}{<q>} <Rd>, #<imm16> // (<imm16> can not be represented in A1)
```

```
MOVW{<c>}{<q>} <Rd>, #<imm16> // (<imm16> can be represented in A1)
```

```
constant d = UInt(Rd);  constant setflags = FALSE;  constant imm32 = ZeroExtend(imm4:imm12, 32);  
constant bit carry = bit UNKNOWN;  
if d == 15 then UNPREDICTABLE;
```

### T1

15	14	13	12	11	10	9	8	7	6	5	4	3	2	1	0
0	0	1	0	0	Rd					imm8					

## T1

```
MOV<c>{<q>} <Rd>, #<imm8> // (Inside IT block)
```

```
MOVS{<q>} <Rd>, #<imm8> // (Outside IT block)
```

```
constant d = UInt(Rd); constant setflags = !InITBlock(); constant imm32 = ZeroExtend(imm8, 32);
constant carry = PSTATE.C;
```

## T2

15	14	13	12	11	10	9	8	7	6	5	4	3	2	1	0	15	14	13	12	11	10	9	8	7	6	5	4	3	2	1	0	
1	1	1	1	0	i	0	0	0	1	0	S	1	1	1	1	0	imm3				Rd				imm8							

### MOV (S == 0)

```
MOV<c>.W <Rd>, #<const> // (Inside IT block, and <Rd>, <const> can be represented in T1)
```

```
MOV{<c>}{<q>} <Rd>, #<const>
```

### MOVS (S == 1)

```
MOVS.W <Rd>, #<const> // (Outside IT block, and <Rd>, <const> can be represented in T1)
```

```
MOVS{<c>}{<q>} <Rd>, #<const>
```

```
constant d = UInt(Rd); constant setflags = (S == '1');
constant (imm32, carry) = T32ExpandImm_C(i:imm3:imm8, PSTATE.C);
// Armv8-A removes UNPREDICTABLE for R13
if d == 15 then UNPREDICTABLE;
```

## T3

15	14	13	12	11	10	9	8	7	6	5	4	3	2	1	0	15	14	13	12	11	10	9	8	7	6	5	4	3	2	1	0	
1	1	1	1	0	i	1	0	0	1	0	0	imm4				0	imm3				Rd				imm8							

## T3

```
MOV{<c>}{<q>} <Rd>, #<imm16> // (<imm16> cannot be represented in T1 or T2)
```

```
MOVW{<c>}{<q>} <Rd>, #<imm16> // (<imm16> can be represented in T1 or T2)
```

```
constant d = UInt(Rd); constant setflags = FALSE;
constant imm32 = ZeroExtend(imm4:i:imm3:imm8, 32);
constant bit carry = bit UNKNOWN;
// Armv8-A removes UNPREDICTABLE for R13
if d == 15 then UNPREDICTABLE;
```

For more information about the CONSTRAINED UNPREDICTABLE behavior of this instruction, see [Architectural Constraints on UNPREDICTABLE behaviors](#).

## Assembler Symbols

<c> See [Standard assembler syntax fields](#).

<q> See [Standard assembler syntax fields](#).

<Rd> For encoding A1: is the general-purpose destination register, encoded in the "Rd" field. Arm deprecates using the PC as the destination register, but if the PC is used:

- For the MOV variant, the instruction is a branch to the address calculated by the operation. This is an interworking branch, see [Pseudocode description of operations on the AArch32 general-purpose registers and the PC](#).
- For the MOVS variant, the instruction performs an exception return, that restores [PSTATE](#) from `SPSR_<current_mode>`.

For encoding A2, T1, T2 and T3: is the general-purpose destination register, encoded in the "Rd" field.



<imm8>	Is a 8-bit unsigned immediate, in the range 0 to 255, encoded in the "imm8" field.
<imm16>	For encoding A2: is a 16-bit unsigned immediate, in the range 0 to 65535, encoded in the "imm4:imm12" field. For encoding T3: is a 16-bit unsigned immediate, in the range 0 to 65535, encoded in the "imm4:i:imm3:imm8" field.
<const>	For encoding A1: an immediate value. See <a href="#">Modified immediate constants in A32 instructions</a> for the range of values. For encoding T2: an immediate value. See <a href="#">Modified immediate constants in T32 instructions</a> for the range of values.

## Operation

```

if ConditionPassed() then
    EncodingSpecificOperations();
    constant result = imm32;
    if d == 15 then          // Can only occur for encoding A1
        if setflags then
            ALUExceptionReturn(result);
        else
            ALUWritePC(result);
    else
        R[d] = result;
        if setflags then
            PSTATE.N = result<31>;
            PSTATE.Z = IsZeroBit(result);
            PSTATE.C = carry;
            // PSTATE.V unchanged

```

## Operational information

If CPSR.DIT is 1 and this instruction does not use R15 as either its source or destination:

- The execution time of this instruction is independent of:
  - The values of the data supplied in any of its registers.
  - The values of the NZCV flags.
- The response of this instruction to asynchronous exceptions does not vary based on:
  - The values of the data supplied in any of its registers.
  - The values of the NZCV flags.

Internal version only: isa v01\_31, pseudocode v2024-03\_rel ; Build timestamp: 2024-03-25T10:05

Copyright © 2010-2024 Arm Limited or its affiliates. All rights reserved. This document is Non-Confidential.

## MOV, MOVS (register)

Move (register) copies a value from a register to the destination register.

If the destination register is not the PC, the MOVS variant of the instruction updates the condition flags based on the result.

The field descriptions for <Rd> identify the encodings where the PC is permitted as the destination register. If the destination register is the PC:

- The MOV variant of the instruction is a branch. In the T32 instruction set (encoding T1) this is a simple branch, and in the A32 instruction set it is an interworking branch, see [Pseudocode description of operations on the AArch32 general-purpose registers and the PC](#).
- The MOVS variant of the instruction performs an exception return without the use of the stack. In this case:
  - The PE branches to the address written to the PC, and restores [PSTATE](#) from SPSR\_<current\_mode>.
  - The PE checks SPSR\_<current\_mode> for an illegal return event. See [Illegal return events from AArch32 state](#).
  - The instruction is UNDEFINED in Hyp mode.
  - The instruction is CONSTRAINED UNPREDICTABLE in User mode and System mode.

This instruction is used by the aliases [ASRS \(immediate\)](#), [ASR \(immediate\)](#), [LSLS \(immediate\)](#), [LSL \(immediate\)](#), [LSRS \(immediate\)](#), [LSR \(immediate\)](#), [RORS \(immediate\)](#), [ROR \(immediate\)](#), [RRXS](#), and [RRX](#).

It has encodings from the following instruction sets: A32 ( [A1](#) ) and T32 ( [T1](#) , [T2](#) and [T3](#) ).

### A1

31	30	29	28	27	26	25	24	23	22	21	20	19	18	17	16	15	14	13	12	11	10	9	8	7	6	5	4	3	2	1	0
!= 1111				0	0	0	1	1	0	1	S	(0)	(0)	(0)	(0)	Rd				imm5				styp		0	Rm				
cond																															

#### MOV, rotate right with extend (S == 0 && imm5 == 00000 && stype == 11)

```
MOV{<c>}{<q>} <Rd>, <Rm>, RRX
```

#### MOV, shift or rotate by value (S == 0 && !(imm5 == 00000 && stype == 11))

```
MOV{<c>}{<q>} <Rd>, <Rm> {, <shift> #<amount>}
```

#### MOVS, rotate right with extend (S == 1 && imm5 == 00000 && stype == 11)

```
MOVS{<c>}{<q>} <Rd>, <Rm>, RRX
```

#### MOVS, shift or rotate by value (S == 1 && !(imm5 == 00000 && stype == 11))

```
MOVS{<c>}{<q>} <Rd>, <Rm> {, <shift> #<amount>}
```

```
constant d = UInt(Rd); constant m = UInt(Rm); constant setflags = (S == '1');  
constant (shift_t, shift_n) = DecodeImmShift(stype, imm5);
```

### T1

15	14	13	12	11	10	9	8	7	6	5	4	3	2	1	0
0	1	0	0	0	1	1	0	D	Rm				Rd		

### T1

```
MOV{<c>}{<q>} <Rd>, <Rm>
```

```
constant d = UInt(D:Rd); constant m = UInt(Rm); constant setflags = FALSE;  
constant (shift_t, shift_n) = (SRTypL_SLS, 0);  
if d == 15 && InITBlock() && !LastInITBlock() then UNPREDICTABLE;
```

### T2

15	14	13	12	11	10	9	8	7	6	5	4	3	2	1	0
0 0 0			!= 11		imm5					Rm			Rd		
op															

## T2

```
MOV<c>{<q>} <Rd>, <Rm> {, <shift> #<amount>} // (Inside IT block)
```

```
MOVS{<q>} <Rd>, <Rm> {, <shift> #<amount>} // (Outside IT block)
```

```
constant d = UInt(Rd); constant m = UInt(Rm); constant setflags = !InITBlock();
constant (shift_t, shift_n) = DecodeImmShift(op, imm5);
if op == '00' && imm5 == '00000' && InITBlock() then UNPREDICTABLE;
```

## CONSTRAINED UNPREDICTABLE behavior

If `op == '00' && imm5 == '00000' && InITBlock()`, then one of the following behaviors must occur:

- The instruction is UNDEFINED.
- The instruction executes as if it passed its condition code check.
- The instruction executes as NOP, as if it failed its condition code check.
- The instruction executes as MOV Rd, Rm.

## T3

15	14	13	12	11	10	9	8	7	6	5	4	3	2	1	0	15	14	13	12	11	10	9	8	7	6	5	4	3	2	1	0	
1	1	1	0	1	0	1	0	0	1	0	S	1	1	1	1	(0)	imm3				Rd				imm2		styp		Rm			

**MOV, rotate right with extend (S == 0 && imm3 == 000 && imm2 == 00 && stype == 11)**

```
MOV{<c>}{<q>} <Rd>, <Rm>, RRX
```

**MOV, shift or rotate by value (S == 0 && !(imm3 == 000 && imm2 == 00 && stype == 11))**

```
MOV{<c>}.W <Rd>, <Rm> {, LSL #0} // (<Rd>, <Rm> can be represented in T1)
```

```
MOV<c>.W <Rd>, <Rm> {, <shift> #<amount>} // (Inside IT block, and <Rd>, <Rm>, <shift>, <amount> can be r
```

```
MOV{<c>}{<q>} <Rd>, <Rm> {, <shift> #<amount>}
```

**MOVS, rotate right with extend (S == 1 && imm3 == 000 && imm2 == 00 && stype == 11)**

```
MOVS{<c>}{<q>} <Rd>, <Rm>, RRX
```

**MOVS, shift or rotate by value (S == 1 && !(imm3 == 000 && imm2 == 00 && stype == 11))**

```
MOVS.W <Rd>, <Rm> {, <shift> #<amount>} // (Outside IT block, and <Rd>, <Rm>, <shift>, <amount> can be re
```

```
MOVS{<c>}{<q>} <Rd>, <Rm> {, <shift> #<amount>}
```

```
constant d = UInt(Rd); constant m = UInt(Rm); constant setflags = (S == '1');
constant (shift_t, shift_n) = DecodeImmShift(stype, imm3:imm2);
// Armv8-A removes UNPREDICTABLE for R13
if d == 15 || m == 15 then UNPREDICTABLE;
```

For more information about the CONSTRAINED UNPREDICTABLE behavior of this instruction, see [Architectural Constraints on UNPREDICTABLE behaviors](#).

## Assembler Symbols

<c> See [Standard assembler syntax fields](#).

<q> See [Standard assembler syntax fields](#).

<Rd> For encoding A1: is the general-purpose destination register, encoded in the "Rd" field. If the PC is used:

- For the MOV variant, the instruction is a branch to the address calculated by the operation. This is an interworking branch, see [Pseudocode description of operations on the AArch32 general-purpose registers and the PC](#). Arm deprecates use of the instruction if <Rn> is the PC.

- For the MOV<sub>S</sub> variant, the instruction performs an exception return, that restores *PSTATE* from SPSR\_<current\_mode>. Arm deprecates use of the instruction if <Rn> is not the LR, or if the optional shift or RRX argument is specified.

For encoding T1: is the general-purpose destination register, encoded in the "D:Rd" field. If the PC is used:

- The instruction causes a branch to the address moved to the PC. This is a simple branch, see *Pseudocode description of operations on the AArch32 general-purpose registers and the PC*.
- The instruction must either be outside an IT block or the last instruction of an IT block.

For encoding T2 and T3: is the general-purpose destination register, encoded in the "Rd" field.

<Rm> For encoding A1 and T1: is the general-purpose source register, encoded in the "Rm" field. The PC can be used. Arm deprecates use of the instruction if <Rd> is the PC.

For encoding T2 and T3: is the general-purpose source register, encoded in the "Rm" field.

<shift> For encoding A1 and T3: is the type of shift to be applied to the source register, encoded in "stype":

type	<shift>
00	LSL
01	LSR
10	ASR
11	ROR

For encoding T2: is the type of shift to be applied to the source register, encoded in "op":

op	<shift>
00	LSL
01	LSR
10	ASR

<amount> For encoding A1: is the shift amount, in the range 0 to 31 (when <shift> = LSL), or 1 to 31 (when <shift> = ROR) or 1 to 32 (when <shift> = LSR or ASR), encoded in the "imm5" field as <amount> modulo 32.

For encoding T2: is the shift amount, in the range 1 to 31 (when <shift> = LSL or ROR) or 1 to 32 (when <shift> = LSR or ASR), encoded in the "imm5" field as <amount> modulo 32.

For encoding T3: is the shift amount, in the range 0 to 31 (when <shift> = LSL) or 1 to 31 (when <shift> = ROR), or 1 to 32 (when <shift> = LSR or ASR), encoded in the "imm3:imm2" field as <amount> modulo 32.

## Alias Conditions

Alias	Of variant	Is preferred when
<a href="#">ASRS (immediate)</a>	T3 (MOV <sub>S</sub> , shift or rotate by value), A1 (MOV <sub>S</sub> , shift or rotate by value)	<code>S == '1' &amp;&amp; stype == '10'</code>
<a href="#">ASRS (immediate)</a>	T2	<code>op == '10' &amp;&amp; !InITBlock()</code>
<a href="#">ASR (immediate)</a>	T3 (MOV, shift or rotate by value), A1 (MOV, shift or rotate by value)	<code>S == '0' &amp;&amp; stype == '10'</code>
<a href="#">ASR (immediate)</a>	T2	<code>op == '10' &amp;&amp; InITBlock()</code>
<a href="#">LSLS (immediate)</a>	T3 (MOV <sub>S</sub> , shift or rotate by value)	<code>S == '1' &amp;&amp; imm3:Rd:imm2 != '000xxxx00' &amp;&amp; stype == '00'</code>
<a href="#">LSLS (immediate)</a>	A1 (MOV <sub>S</sub> , shift or rotate by value)	<code>S == '1' &amp;&amp; imm5 != '00000' &amp;&amp; stype == '00'</code>
<a href="#">LSLS (immediate)</a>	T2	<code>op == '00' &amp;&amp; imm5 != '00000' &amp;&amp; !InITBlock()</code>
<a href="#">LSL (immediate)</a>	T3 (MOV, shift or rotate by value)	<code>S == '0' &amp;&amp; imm3:Rd:imm2 != '000xxxx00' &amp;&amp; stype == '00'</code>
<a href="#">LSL (immediate)</a>	A1 (MOV, shift or rotate by value)	<code>S == '0' &amp;&amp; imm5 != '00000' &amp;&amp; stype == '00'</code>
<a href="#">LSL (immediate)</a>	T2	<code>op == '00' &amp;&amp; imm5 != '00000' &amp;&amp; InITBlock()</code>

Alias	Of variant	Is preferred when
<a href="#">LSRS</a> (immediate)	T3 (MOVS, shift or rotate by value), A1 (MOVS, shift or rotate by value)	<code>S == '1' &amp;&amp; stype == '01'</code>
<a href="#">LSRS</a> (immediate)	T2	<code>op == '01' &amp;&amp; !InITBlock()</code>
<a href="#">LSR</a> (immediate)	T3 (MOV, shift or rotate by value), A1 (MOV, shift or rotate by value)	<code>S == '0' &amp;&amp; stype == '01'</code>
<a href="#">LSR</a> (immediate)	T2	<code>op == '01' &amp;&amp; InITBlock()</code>
<a href="#">RORS</a> (immediate)	T3 (MOVS, shift or rotate by value)	<code>S == '1' &amp;&amp; imm3:Rd:imm2 != '000xxxx00' &amp;&amp; stype == '11'</code>
<a href="#">RORS</a> (immediate)	A1 (MOVS, shift or rotate by value)	<code>S == '1' &amp;&amp; imm5 != '00000' &amp;&amp; stype == '11'</code>
<a href="#">ROR</a> (immediate)	T3 (MOV, shift or rotate by value)	<code>S == '0' &amp;&amp; imm3:Rd:imm2 != '000xxxx00' &amp;&amp; stype == '11'</code>
<a href="#">ROR</a> (immediate)	A1 (MOV, shift or rotate by value)	<code>S == '0' &amp;&amp; imm5 != '00000' &amp;&amp; stype == '11'</code>
<a href="#">RRXS</a>	T3 (MOVS, rotate right with extend)	<code>S == '1' &amp;&amp; imm3 == '000' &amp;&amp; imm2 == '00' &amp;&amp; stype == '11'</code>
<a href="#">RRXS</a>	A1 (MOVS, rotate right with extend)	<code>S == '1' &amp;&amp; imm5 == '00000' &amp;&amp; stype == '11'</code>
<a href="#">RRX</a>	T3 (MOV, rotate right with extend)	<code>S == '0' &amp;&amp; imm3 == '000' &amp;&amp; imm2 == '00' &amp;&amp; stype == '11'</code>
<a href="#">RRX</a>	A1 (MOV, rotate right with extend)	<code>S == '0' &amp;&amp; imm5 == '00000' &amp;&amp; stype == '11'</code>

## Operation

```

if ConditionPassed() then
    EncodingSpecificOperations();
    constant (shifted, carry) = Shift_C(R[m], shift_t, shift_n, PSTATE.C);
    constant result = shifted;
    if d == 15 then
        if setflags then
            ALUEXCEPTIONReturn(result);
        else
            ALUWritePC(result);
    else
        R[d] = result;
        if setflags then
            PSTATE.N = result<31>;
            PSTATE.Z = IsZeroBit(result);
            PSTATE.C = carry;
            // PSTATE.V unchanged

```

## Operational information

If CPSR.DIT is 1 and this instruction does not use R15 as either its source or destination:

- The execution time of this instruction is independent of:
  - The values of the data supplied in any of its registers.
  - The values of the NZCV flags.
- The response of this instruction to asynchronous exceptions does not vary based on:
  - The values of the data supplied in any of its registers.
  - The values of the NZCV flags.

Internal version only: isa v01\_31, pseudocode v2024-03\_rel ; Build timestamp: 2024-03-25T10:05

Copyright © 2010-2024 Arm Limited or its affiliates. All rights reserved. This document is Non-Confidential.

## MOV, MOVS (register-shifted register)

Move (register-shifted register) copies a register-shifted register value to the destination register. It can optionally update the condition flags based on the value.

This instruction is used by the aliases [ASRS \(register\)](#), [ASR \(register\)](#), [LSLS \(register\)](#), [LSL \(register\)](#), [LSRS \(register\)](#), [LSR \(register\)](#), [RORS \(register\)](#), and [ROR \(register\)](#).

It has encodings from the following instruction sets: A32 ( [A1](#) ) and T32 ( [T1](#) and [T2](#) ).

### A1

31	30	29	28	27	26	25	24	23	22	21	20	19	18	17	16	15	14	13	12	11	10	9	8	7	6	5	4	3	2	1	0
!= 1111				0	0	0	1	1	0	1	S	(0)	(0)	(0)	(0)	Rd				Rs				0	stype	1	Rm				
cond																															

### Flag setting (S == 1)

```
MOVS{<c>}{<q>} <Rd>, <Rm>, <shift> <Rs>
```

### Not flag setting (S == 0)

```
MOV{<c>}{<q>} <Rd>, <Rm>, <shift> <Rs>
```

```
constant d = UInt(Rd);  constant m = UInt(Rm);  constant s = UInt(Rs);  
constant setflags = (S == '1');  constant shift_t = DecodeRegShift(stype);  
if d == 15 || m == 15 || s == 15 then UNPREDICTABLE;
```

### T1

15	14	13	12	11	10	9	8	7	6	5	4	3	2	1	0
0	1	0	0	0	0	0	x	x	x	Rs			Rdm		
op															

### Arithmetic shift right (op == 0100)

```
MOV<c>{<q>} <Rdm>, <Rdm>, ASR <Rs> // (Inside IT block)
```

```
MOVS{<q>} <Rdm>, <Rdm>, ASR <Rs> // (Outside IT block)
```

### Logical shift left (op == 0010)

```
MOV<c>{<q>} <Rdm>, <Rdm>, LSL <Rs> // (Inside IT block)
```

```
MOVS{<q>} <Rdm>, <Rdm>, LSL <Rs> // (Outside IT block)
```

### Logical shift right (op == 0011)

```
MOV<c>{<q>} <Rdm>, <Rdm>, LSR <Rs> // (Inside IT block)
```

```
MOVS{<q>} <Rdm>, <Rdm>, LSR <Rs> // (Outside IT block)
```

### Rotate right (op == 0111)

```
MOV<c>{<q>} <Rdm>, <Rdm>, ROR <Rs> // (Inside IT block)
```

```
MOVS{<q>} <Rdm>, <Rdm>, ROR <Rs> // (Outside IT block)
```

```
if !(op IN {'0010', '0011', '0100', '0111'}) then SEE "Related encodings";  
constant d = UInt(Rdm);  constant m = UInt(Rdm);  constant s = UInt(Rs);  
constant setflags = !InITBlock();  constant shift_t = DecodeRegShift(op<2>:op<0>);
```

T2

15	14	13	12	11	10	9	8	7	6	5	4	3	2	1	0	15	14	13	12	11	10	9	8	7	6	5	4	3	2	1	0		
1	1	1	1	1	0	1	0	0	stype	S	Rm					1	1	1	1	Rd					0	0	0	0	Rs				

Flag setting (S == 1)

```
MOVS.W <Rd>, <Rm>, <shift> <Rs> // (Outside IT block, and <Rd>, <Rm>, <shift>, <Rs> can be represented in 16 bits)

MOVS{<c>}{<q>} <Rd>, <Rm>, <shift> <Rs>
```

Not flag setting (S == 0)

```
MOV<c>.W <Rd>, <Rm>, <shift> <Rs> // (Inside IT block, and <Rd>, <Rm>, <shift>, <Rs> can be represented in 16 bits)

MOV{<c>}{<q>} <Rd>, <Rm>, <shift> <Rs>
```

```
constant d = UInt(Rd);  constant m = UInt(Rm);  constant s = UInt(Rs);
constant setflags = (S == '1');  constant shift_t = DecodeRegShift(stype);
// Armv8-A removes UNPREDICTABLE for R13
if d == 15 || m == 15 || s == 15 then UNPREDICTABLE;
```

Related encodings: In encoding T1, for an op field value that is not described above, see [Data-processing \(two low registers\)](#).  
For more information about the CONSTRAINED UNPREDICTABLE behavior of this instruction, see [Architectural Constraints on UNPREDICTABLE behaviors](#).

Assembler Symbols

- <c> See [Standard assembler syntax fields](#).
- <q> See [Standard assembler syntax fields](#).
- <Rdm> Is the general-purpose source register and the destination register, encoded in the "Rdm" field.
- <Rd> Is the general-purpose destination register, encoded in the "Rd" field.
- <Rm> Is the general-purpose source register, encoded in the "Rm" field.
- <shift> Is the type of shift to be applied to the second source register, encoded in "stype":

stype	<shift>
00	LSL
01	LSR
10	ASR
11	ROR

- <Rs> Is the general-purpose source register holding a shift amount in its bottom 8 bits, encoded in the "Rs" field.

Alias Conditions

Alias	Of variant	Is preferred when
<a href="#">ASRS (register)</a>	A1 (flag setting)	S == '1' && stype == '10'
<a href="#">ASRS (register)</a>	T1 (arithmetic shift right)	op == '0100' && !InITBlock()
<a href="#">ASRS (register)</a>	T2 (flag setting)	stype == '10' && S == '1'
<a href="#">ASR (register)</a>	A1 (not flag setting)	S == '0' && stype == '10'
<a href="#">ASR (register)</a>	T1 (arithmetic shift right)	op == '0100' && InITBlock()
<a href="#">ASR (register)</a>	T2 (not flag setting)	stype == '10' && S == '0'
<a href="#">LSLS (register)</a>	A1 (flag setting)	S == '1' && stype == '00'
<a href="#">LSLS (register)</a>	T1 (logical shift left)	op == '0010' && !InITBlock()
<a href="#">LSLS (register)</a>	T2 (flag setting)	stype == '00' && S == '1'
<a href="#">LSL (register)</a>	A1 (not flag setting)	S == '0' && stype == '00'
<a href="#">LSL (register)</a>	T1 (logical shift left)	op == '0010' && InITBlock()

Alias	Of variant	Is preferred when
<a href="#">LSL (register)</a>	T2 (not flag setting)	<code>stype == '00' &amp;&amp; S == '0'</code>
<a href="#">LSRS (register)</a>	A1 (flag setting)	<code>S == '1' &amp;&amp; stype == '01'</code>
<a href="#">LSRS (register)</a>	T1 (logical shift right)	<code>op == '0011' &amp;&amp; !<a href="#">InITBlock</a>()</code>
<a href="#">LSRS (register)</a>	T2 (flag setting)	<code>stype == '01' &amp;&amp; S == '1'</code>
<a href="#">LSR (register)</a>	A1 (not flag setting)	<code>S == '0' &amp;&amp; stype == '01'</code>
<a href="#">LSR (register)</a>	T1 (logical shift right)	<code>op == '0011' &amp;&amp; <a href="#">InITBlock</a>()</code>
<a href="#">LSR (register)</a>	T2 (not flag setting)	<code>stype == '01' &amp;&amp; S == '0'</code>
<a href="#">RORS (register)</a>	A1 (flag setting)	<code>S == '1' &amp;&amp; stype == '11'</code>
<a href="#">RORS (register)</a>	T1 (rotate right)	<code>op == '0111' &amp;&amp; !<a href="#">InITBlock</a>()</code>
<a href="#">RORS (register)</a>	T2 (flag setting)	<code>stype == '11' &amp;&amp; S == '1'</code>
<a href="#">ROR (register)</a>	A1 (not flag setting)	<code>S == '0' &amp;&amp; stype == '11'</code>
<a href="#">ROR (register)</a>	T1 (rotate right)	<code>op == '0111' &amp;&amp; <a href="#">InITBlock</a>()</code>
<a href="#">ROR (register)</a>	T2 (not flag setting)	<code>stype == '11' &amp;&amp; S == '0'</code>

## Operation

```

if ConditionPassed() then
    EncodingSpecificOperations();
    constant shift_n = UInt(R[s]<7:0>);
    constant (result, carry) = Shift\_C(R[m], shift_t, shift_n, PSTATE.C);
    R[d] = result;
    if setflags then
        PSTATE.N = result<31>;
        PSTATE.Z = IsZeroBit(result);
        PSTATE.C = carry;
    // PSTATE.V unchanged

```

## Operational information

If CPSR.DIT is 1, this instruction has passed its condition execution check, and does not use R15 as either its source or destination:

- The execution time of this instruction is independent of:
  - The values of the data supplied in any of its registers.
  - The values of the NZCV flags.
- The response of this instruction to asynchronous exceptions does not vary based on:
  - The values of the data supplied in any of its registers.
  - The values of the NZCV flags.

Internal version only: isa v01\_31, pseudocode v2024-03\_rel ; Build timestamp: 2024-03-25T10:05

Copyright © 2010-2024 Arm Limited or its affiliates. All rights reserved. This document is Non-Confidential.



# MOVT

Move Top writes an immediate value to the top halfword of the destination register. It does not affect the contents of the bottom halfword. It has encodings from the following instruction sets: A32 ( [A1](#) ) and T32 ( [T1](#) ).

## A1

31	30	29	28	27	26	25	24	23	22	21	20	19	18	17	16	15	14	13	12	11	10	9	8	7	6	5	4	3	2	1	0
!= 1111				0	0	1	1	0	1	0	0	imm4				Rd				imm12											
cond																															

## A1

```
MOVT{<c>}{<q>} <Rd>, #<imm16>

constant d = UInt(Rd);  constant imm16 = imm4:imm12;
if d == 15 then UNPREDICTABLE;
```

## T1

15	14	13	12	11	10	9	8	7	6	5	4	3	2	1	0	15	14	13	12	11	10	9	8	7	6	5	4	3	2	1	0	
1	1	1	1	0	i	1	0	1	1	0	0	imm4				0	imm3				Rd				imm8							

## T1

```
MOVT{<c>}{<q>} <Rd>, #<imm16>

constant d = UInt(Rd);  constant imm16 = imm4:i:imm3:imm8;
// Armv8-A removes UNPREDICTABLE for R13
if d == 15 then UNPREDICTABLE;
```

For more information about the CONSTRAINED UNPREDICTABLE behavior of this instruction, see [Architectural Constraints on UNPREDICTABLE behaviors](#).

## Assembler Symbols

- <c> See [Standard assembler syntax fields](#).
- <q> See [Standard assembler syntax fields](#).
- <Rd> Is the general-purpose destination register, encoded in the "Rd" field.
- <imm16> For encoding A1: is a 16-bit unsigned immediate, in the range 0 to 65535, encoded in the "imm4:imm12" field.  
For encoding T1: is a 16-bit unsigned immediate, in the range 0 to 65535, encoded in the "imm4:i:imm3:imm8" field.

## Operation

```
if ConditionPassed() then
    EncodingSpecificOperations();
    R[d]<31:16> = imm16;
    // R[d]<15:0> unchanged
```

## Operational information

- If CPSR.DIT is 1, this instruction has passed its condition execution check, and does not use R15 as either its source or destination:
- The execution time of this instruction is independent of:
    - The values of the data supplied in any of its registers.
    - The values of the NZCV flags.
  - The response of this instruction to asynchronous exceptions does not vary based on:
    - The values of the data supplied in any of its registers.
    - The values of the NZCV flags.



MRC

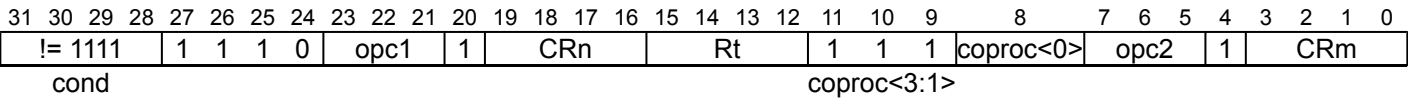
Move to general-purpose register from System register. This instruction copies the value of a System register to a general-purpose register. The System register descriptions identify valid encodings for this instruction. Other encodings are UNDEFINED. For more information see [About the AArch32 System register interface](#) and [General behavior of System registers](#).

In an implementation that includes EL2, MRC accesses to system control registers can be trapped to Hyp mode, meaning that an attempt to execute an MRC instruction in a Non-secure mode other than Hyp mode, that would be permitted in the absence of the Hyp trap controls, generates a Hyp Trap exception. For more information, see [EL2 configurable instruction enables, disables, and traps](#).

Because of the range of possible traps to Hyp mode, the MRC pseudocode does not show these possible traps.

It has encodings from the following instruction sets: A32 ( [A1](#) ) and T32 ( [T1](#) ).

A1

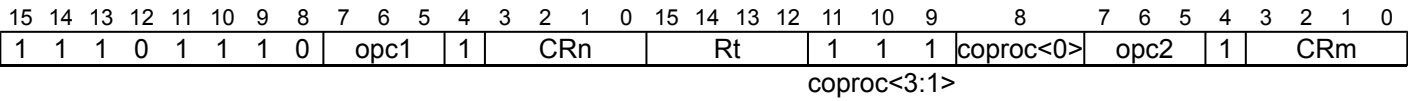


A1

```
MRC{<c>}{<q>} <coproc>, {#}<opc1>, <Rt>, <CRn>, <CRm>{, {#}<opc2>}

constant t = UInt(Rt);  constant cp = if coproc<0> == '0' then 14 else 15;
// Armv8-A removes UNPREDICTABLE for R13
```

T1



T1

```
MRC{<c>}{<q>} <coproc>, {#}<opc1>, <Rt>, <CRn>, <CRm>{, {#}<opc2>}

constant t = UInt(Rt);  constant cp = if coproc<0> == '0' then 14 else 15;
// Armv8-A removes UNPREDICTABLE for R13
```

Assembler Symbols

- <c> See [Standard assembler syntax fields](#).
  - <q> See [Standard assembler syntax fields](#).
  - <coproc> Is the System register encoding space, encoded in “coproc<0>”:

coproc<0>	<coproc>
0	p14
1	p15
  - <opc1> Is the opc1 parameter within the System register encoding space, in the range 0 to 7, encoded in the "opc1" field.
  - <Rt> Is the general-purpose register to be transferred or APSR\_nzcv (encoded as 0b1111), encoded in the "Rt" field. If APSR\_nzcv is used, bits [31:28] of the transferred value are written to the [PSTATE](#) condition flags.
  - <CRn> Is the CRn parameter within the System register encoding space, in the range c0 to c15, encoded in the "CRn" field.
  - <CRm> Is the CRm parameter within the System register encoding space, in the range c0 to c15, encoded in the "CRm" field.
  - <opc2> Is the opc2 parameter within the System register encoding space, in the range 0 to 7, encoded in the "opc2" field.
- The possible values of { <coproc>, <opc1>, <CRn>, <CRm>, <opc2> } encode the entire System register and System instruction encoding space. Not all of this space is allocated, and the System register and System instruction descriptions identify the allocated encodings.

## Operation

```
if ConditionPassed() then
    EncodingSpecificOperations();

if t != 15 || AArch32.SysRegReadCanWriteAPSR(cp, ThisInstr()) then
    AArch32.SysRegRead(cp, ThisInstr(), t);
else
    UNPREDICTABLE;
```

Internal version only: isa v01\_31, pseudocode v2024-03\_rel ; Build timestamp: 2024-03-25T10:05

Copyright © 2010-2024 Arm Limited or its affiliates. All rights reserved. This document is Non-Confidential.

MRRC

Move to two general-purpose registers from System register. This instruction copies the value of a System register to two general-purpose registers. The System register descriptions identify valid encodings for this instruction. Other encodings are UNDEFINED. For more information see [About the AArch32 System register interface](#) and [General behavior of System registers](#).

In an implementation that includes EL2, MRRC accesses to System registers can be trapped to Hyp mode, meaning that an attempt to execute an MRRC instruction in a Non-secure mode other than Hyp mode, that would be permitted in the absence of the Hyp trap controls, generates a Hyp Trap exception. For more information, see [EL2 configurable instruction enables, disables, and traps](#).

Because of the range of possible traps to Hyp mode, the MRRC pseudocode does not show these possible traps.

It has encodings from the following instruction sets: A32 ( [A1](#) ) and T32 ( [T1](#) ).

A1

31	30	29	28	27	26	25	24	23	22	21	20	19	18	17	16	15	14	13	12	11	10	9	8	7	6	5	4	3	2	1	0
!= 1111				1	1	0	0	0	1	0	1	Rt2				Rt				1	1	1	coproc<0>	opc1				CRm			
cond												coproc<3:1>																			

A1

```
MRRC{<c>}{<q>} <coproc>, {#}<opc1>, <Rt>, <Rt2>, <CRm>

constant t = UInt(Rt); constant t2 = UInt(Rt2); constant cp = if coproc<0> == '0' then 14 else 15;
// Armv8-A removes UNPREDICTABLE for R13
if t == 15 || t2 == 15 || t == t2 then UNPREDICTABLE;
```

CONSTRAINED UNPREDICTABLE behavior

If `t == t2`, then one of the following behaviors must occur:

- The instruction is UNDEFINED.
- The instruction executes as NOP.
- The value in the destination register is UNKNOWN.

T1

15	14	13	12	11	10	9	8	7	6	5	4	3	2	1	0	15	14	13	12	11	10	9	8	7	6	5	4	3	2	1	0
1	1	1	0	1	1	0	0	0	1	0	1	Rt2				Rt				1	1	1	coproc<0>	opc1				CRm			
																coproc<3:1>															

T1

```
MRRC{<c>}{<q>} <coproc>, {#}<opc1>, <Rt>, <Rt2>, <CRm>

constant t = UInt(Rt); constant t2 = UInt(Rt2); constant cp = if coproc<0> == '0' then 14 else 15;
// Armv8-A removes UNPREDICTABLE for R13
if t == 15 || t2 == 15 || t == t2 then UNPREDICTABLE;
```

CONSTRAINED UNPREDICTABLE behavior

If `t == t2`, then one of the following behaviors must occur:

- The instruction is UNDEFINED.
- The instruction executes as NOP.
- The value in the destination register is UNKNOWN.

For more information about the CONSTRAINED UNPREDICTABLE behavior of this instruction, see [Architectural Constraints on UNPREDICTABLE behaviors](#).

Assembler Symbols

<c> See [Standard assembler syntax fields](#).

<q> See *Standard assembler syntax fields*.

<coproc> Is the System register encoding space, encoded in “coproc<0>”:

coproc<0>	<coproc>
0	p14
1	p15

<opc1> Is the opc1 parameter within the System register encoding space, in the range 0 to 15, encoded in the "opc1" field.

<Rt> Is the first general-purpose register that is transferred into, encoded in the "Rt" field.

<Rt2> Is the second general-purpose register that is transferred into, encoded in the "Rt2" field.

<CRm> Is the CRm parameter within the System register encoding space, in the range c0 to c15, encoded in the "CRm" field.

The possible values of { <coproc>, <opc1>, <CRm> } encode the entire System register encoding space. Not all of this space is allocated, and the System register descriptions identify the allocated encodings.

For the permitted uses of these instructions, as described in this manual, <Rt2> transfers bits[63:32] of the selected System register, while <Rt> transfers bits[31:0].

Operation

```
if ConditionPassed() then
    EncodingSpecificOperations();
    AArch32.SysRegRead64(cp, ThisInstr(), t, t2);
```

MRS

Move Special register to general-purpose register moves the value of the *APSR*, *CPSR*, or *SPSR* *<current\_mode>* into a general-purpose register. Arm recommends the APSR form when only the N, Z, C, V, Q, and GE[3:0] bits are being written. For more information, see *APSR*. An MRS that accesses the *SPSR* is UNPREDICTABLE if executed in User mode or System mode. An MRS that is executed in User mode and accesses the *CPSR* returns an UNKNOWN value for the *CPSR*. {E, A, I, F, M} fields. It has encodings from the following instruction sets: A32 ( *A1* ) and T32 ( *T1* ) .

A1

31	30	29	28	27	26	25	24	23	22	21	20	19	18	17	16	15	14	13	12	11	10	9	8	7	6	5	4	3	2	1	0
!= 1111				0	0	0	1	0	R	0	0	(1)	(1)	(1)	(1)	Rd				(0)	(0)	0	(0)	0	0	0	0	(0)	(0)	(0)	(0)
cond																															

A1

```
MRS{<c>}{<q>} <Rd>, <spec_reg>

constant d = UInt(Rd);  constant read_spsr = (R == '1');
if d == 15 then UNPREDICTABLE;
```

T1

15	14	13	12	11	10	9	8	7	6	5	4	3	2	1	0	15	14	13	12	11	10	9	8	7	6	5	4	3	2	1	0
1	1	1	1	0	0	1	1	1	1	1	R	(1)	(1)	(1)	(1)	1	0	(0)	0	Rd				(0)	(0)	0	(0)	(0)	(0)	(0)	(0)

T1

```
MRS{<c>}{<q>} <Rd>, <spec_reg>

constant d = UInt(Rd);  constant read_spsr = (R == '1');
// Armv8-A removes UNPREDICTABLE for R13
if d == 15 then UNPREDICTABLE;
```

For more information about the CONSTRAINED UNPREDICTABLE behavior of this instruction, see *Architectural Constraints on UNPREDICTABLE behaviors*.

Assembler Symbols

- <c> See *Standard assembler syntax fields*.
- <q> See *Standard assembler syntax fields*.
- <Rd> Is the general-purpose destination register, encoded in the "Rd" field.
- <spec\_reg> Is the special register to be accessed, encoded in “R”:

R	<spec_reg>
0	CPSR APSR
1	SPSR

## Operation

```
if ConditionPassed() then
    EncodingSpecificOperations();
if read_spsr then
    if PSTATE.M IN {M32\_User, M32\_System} then
        UNPREDICTABLE;
    else
        R[d] = SPSR\_curr[];
else
    // CPSR has same bit assignments as SPSR, but with the IT, J, SS, IL, and T bits masked out.
    constant bits(32) mask = '11111000 11101111 00000011 11011111';
    psr_val = GetPSRFromPSTATE(AArch32\_NonDebugState, 32) AND mask;
    if PSTATE.EL == EL0 then
        // If accessed from User mode return UNKNOWN values for E, A, I, F bits, bits<9:6>,
        // and for the M field, bits<4:0>
        psr_val<22> = bits(1) UNKNOWN;
        psr_val<9:6> = bits(4) UNKNOWN;
        psr_val<4:0> = bits(5) UNKNOWN;
    R[d] = psr_val;
```

## CONSTRAINED UNPREDICTABLE behavior

If `PSTATE.M IN {M32_User, M32_System} && read_spsr`, then one of the following behaviors must occur:

- The instruction is UNDEFINED.
- The instruction executes as NOP.

Internal version only: isa v01\_31, pseudocode v2024-03\_rel ; Build timestamp: 2024-03-25T10:05

Copyright © 2010-2024 Arm Limited or its affiliates. All rights reserved. This document is Non-Confidential.



## MRS (Banked register)

Move to Register from Banked or Special register moves the value from the Banked general-purpose register or *Saved Program Status Registers (SPSRs)* of the specified mode, or the value of *ELR\_hyp*, to a general-purpose register.

MRS (Banked register) is UNPREDICTABLE if executed in User mode.

When EL3 is using AArch64, if an MRS (Banked register) instruction that is executed in a Secure EL1 mode would access SPSR\_mon, SP\_mon, or LR\_mon, it is trapped to EL3.

The effect of using an MRS (Banked register) instruction with a register argument that is not valid for the current mode is UNPREDICTABLE. For more information see *Usage restrictions on the Banked register transfer instructions*.

It has encodings from the following instruction sets: A32 ( [A1](#) ) and T32 ( [T1](#) ).

### A1

31	30	29	28	27	26	25	24	23	22	21	20	19	18	17	16	15	14	13	12	11	10	9	8	7	6	5	4	3	2	1	0
!= 1111				0	0	0	1	0	R	0	0	M1				Rd				(0)	(0)	1	M	0	0	0	0	(0)	(0)	(0)	(0)
cond																															

### A1

MRS{<c>}{<q>} <Rd>, <banked\_reg>

```
constant d = UInt(Rd); constant read_spsr = (R == '1');
if d == 15 then UNPREDICTABLE;
constant SYSm = M:M1;
```

### T1

15	14	13	12	11	10	9	8	7	6	5	4	3	2	1	0	15	14	13	12	11	10	9	8	7	6	5	4	3	2	1	0
1	1	1	1	0	0	1	1	1	1	1	R	M1				1	0	(0)	0	Rd				(0)	(0)	1	M	(0)	(0)	(0)	(0)

### T1

MRS{<c>}{<q>} <Rd>, <banked\_reg>

```
constant d = UInt(Rd); constant read_spsr = (R == '1');
// Armv8-A removes UNPREDICTABLE for R13
if d == 15 then UNPREDICTABLE;
constant SYSm = M:M1;
```

For more information about the CONSTRAINED UNPREDICTABLE behavior of this instruction, see *Architectural Constraints on UNPREDICTABLE behaviors*.

## Assembler Symbols

- <c> See *Standard assembler syntax fields*.
- <q> See *Standard assembler syntax fields*.
- <Rd> Is the general-purpose destination register, encoded in the "Rd" field.
- <banked\_reg> Is the name of the banked register to be transferred to or from, encoded in "R:M:M1".

<b>R</b>	<b>M</b>	<b>M1</b>	<b>&lt;banked_reg&gt;</b>
0	0	0000	R8_usr
0	0	0001	R9_usr
0	0	0010	R10_usr
0	0	0011	R11_usr
0	0	0100	R12_usr
0	0	0101	SP_usr
0	0	0110	LR_usr
0	0	0111	UNPREDICTABLE
0	0	1000	R8_fiq
0	0	1001	R9_fiq
0	0	1010	R10_fiq
0	0	1011	R11_fiq
0	0	1100	R12_fiq
0	0	1101	SP_fiq
0	0	1110	LR_fiq
0	0	1111	UNPREDICTABLE
0	1	0000	LR_irq
0	1	0001	SP_irq
0	1	0010	LR_svc
0	1	0011	SP_svc
0	1	0100	LR_abt
0	1	0101	SP_abt
0	1	0110	LR_und
0	1	0111	SP_und
0	1	10xx	UNPREDICTABLE
0	1	1100	LR_mon
0	1	1101	SP_mon
0	1	1110	ELR_hyp
0	1	1111	SP_hyp
1	0	0xxx	UNPREDICTABLE
1	0	10xx	UNPREDICTABLE
1	0	110x	UNPREDICTABLE
1	0	1110	SPSR_fiq
1	0	1111	UNPREDICTABLE
1	1	0000	SPSR_irq
1	1	0001	UNPREDICTABLE
1	1	0010	SPSR_svc
1	1	0011	UNPREDICTABLE
1	1	0100	SPSR_abt
1	1	0101	UNPREDICTABLE
1	1	0110	SPSR_und
1	1	0111	UNPREDICTABLE
1	1	10xx	UNPREDICTABLE
1	1	1100	SPSR_mon
1	1	1101	UNPREDICTABLE
1	1	1110	SPSR_hyp
1	1	1111	UNPREDICTABLE

## Operation

```
if ConditionPassed() then
    EncodingSpecificOperations();
    if PSTATE.EL == EL0 then
        UNPREDICTABLE;
    else
        constant mode = PSTATE.M;
        if read_spsr then
            SPSRaccessValid(SYSm, mode); // Check for UNPREDICTABLE cases
            case SYSm of
                when '01110' R[d] = SPSR_fiq<31:0>;
                when '10000' R[d] = SPSR_irq<31:0>;
                when '10010' R[d] = SPSR_svc<31:0>;
                when '10100' R[d] = SPSR_abt<31:0>;
                when '10110' R[d] = SPSR_und<31:0>;
                when '11100'
                    if !ELUsingAArch32(EL3) then AArch64.MonitorModeTrap();
                    R[d] = SPSR_mon;
                when '11110' R[d] = SPSR_hyp<31:0>;
            else
                BankedRegisterAccessValid(SYSm, mode); // Check for UNPREDICTABLE cases
                case SYSm of
                    when '00xxx' // Access the User mode registers
                        constant m = UInt(SYSm<2:0>) + 8;
                        R[d] = Rmode[m,M32\_User];
                    when '01xxx' // Access the FIQ mode registers
                        constant m = UInt(SYSm<2:0>) + 8;
                        R[d] = Rmode[m,M32\_FIQ];
                    when '1000x' // Access the IRQ mode registers
                        constant m = 14 - UInt(SYSm<0>); // LR when SYSm<0> == 0, otherwise SP
                        R[d] = Rmode[m,M32\_IRQ];
                    when '1001x' // Access the Supervisor mode registers
                        constant m = 14 - UInt(SYSm<0>); // LR when SYSm<0> == 0, otherwise SP
                        R[d] = Rmode[m,M32\_Svc];
                    when '1010x' // Access the Abort mode registers
                        constant m = 14 - UInt(SYSm<0>); // LR when SYSm<0> == 0, otherwise SP
                        R[d] = Rmode[m,M32\_Abort];
                    when '1011x' // Access the Undefined mode registers
                        constant m = 14 - UInt(SYSm<0>); // LR when SYSm<0> == 0, otherwise SP
                        R[d] = Rmode[m,M32\_Undef];
                    when '1110x' // Access Monitor registers
                        if !ELUsingAArch32(EL3) then AArch64.MonitorModeTrap();
                        constant m = 14 - UInt(SYSm<0>); // LR when SYSm<0> == 0, otherwise SP
                        R[d] = Rmode[m,M32\_Monitor];
                    when '11110' // Access ELR_hyp register
                        R[d] = ELR_hyp;
                    when '11111' // Access SP_hyp register
                        R[d] = Rmode[13,M32\_Hyp];
```

## CONSTRAINED UNPREDICTABLE behavior

If `PSTATE.EL == EL0`, then one of the following behaviors must occur:

- The instruction is UNDEFINED.
- The instruction executes as NOP.

Internal version only: isa v01\_31, pseudocode v2024-03\_rel ; Build timestamp: 2024-03-25T10:05

Copyright © 2010-2024 Arm Limited or its affiliates. All rights reserved. This document is Non-Confidential.

MSR (Banked register)

Move to Banked or Special register from general-purpose register moves the value of a general-purpose register to the Banked general-purpose register or *Saved Program Status Registers (SPSRs)* of the specified mode, or to *ELR\_hyp*.

MSR (Banked register) is UNPREDICTABLE if executed in User mode.

When EL3 is using AArch64, if an MSR (Banked register) instruction that is executed in a Secure EL1 mode would access SPSR\_mon, SP\_mon, or LR\_mon, it is trapped to EL3.

The effect of using an MSR (Banked register) instruction with a register argument that is not valid for the current mode is UNPREDICTABLE. For more information see *Usage restrictions on the Banked register transfer instructions*.

It has encodings from the following instruction sets: A32 ( [A1](#) ) and T32 ( [T1](#) ) .

A1

31	30	29	28	27	26	25	24	23	22	21	20	19	18	17	16	15	14	13	12	11	10	9	8	7	6	5	4	3	2	1	0
!= 1111				0	0	0	1	0	R	1	0	M1				(1)	(1)	(1)	(1)	(0)	(0)	1	M	0	0	0	0	Rn			
cond																															

A1

MSR{<c>}{<q>} <banked\_reg>, <Rn>

```
constant n = UInt(Rn);  constant write_spsr = (R == '1');
if n == 15 then UNPREDICTABLE;
constant SYSm = M:M1;
```

T1

15	14	13	12	11	10	9	8	7	6	5	4	3	2	1	0	15	14	13	12	11	10	9	8	7	6	5	4	3	2	1	0
1	1	1	1	0	0	1	1	1	0	0	R	Rn				1	0	(0)	0	M1				(0)	(0)	1	M	(0)	(0)	(0)	(0)

T1

MSR{<c>}{<q>} <banked\_reg>, <Rn>

```
constant n = UInt(Rn);  constant write_spsr = (R == '1');
// Armv8-A removes UNPREDICTABLE for R13
if n == 15 then UNPREDICTABLE;
constant SYSm = M:M1;
```

For more information about the CONSTRAINED UNPREDICTABLE behavior of this instruction, see *Architectural Constraints on UNPREDICTABLE behaviors*.

Assembler Symbols

- <c> See *Standard assembler syntax fields*.
- <q> See *Standard assembler syntax fields*.
- <banked\_reg> Is the name of the banked register to be transferred to or from, encoded in “R:M:M1”:

<b>R</b>	<b>M</b>	<b>M1</b>	<b>&lt;banked_reg&gt;</b>
0	0	0000	R8_usr
0	0	0001	R9_usr
0	0	0010	R10_usr
0	0	0011	R11_usr
0	0	0100	R12_usr
0	0	0101	SP_usr
0	0	0110	LR_usr
0	0	0111	UNPREDICTABLE
0	0	1000	R8_fiq
0	0	1001	R9_fiq
0	0	1010	R10_fiq
0	0	1011	R11_fiq
0	0	1100	R12_fiq
0	0	1101	SP_fiq
0	0	1110	LR_fiq
0	0	1111	UNPREDICTABLE
0	1	0000	LR_irq
0	1	0001	SP_irq
0	1	0010	LR_svc
0	1	0011	SP_svc
0	1	0100	LR_abt
0	1	0101	SP_abt
0	1	0110	LR_und
0	1	0111	SP_und
0	1	10xx	UNPREDICTABLE
0	1	1100	LR_mon
0	1	1101	SP_mon
0	1	1110	ELR_hyp
0	1	1111	SP_hyp
1	0	0xxx	UNPREDICTABLE
1	0	10xx	UNPREDICTABLE
1	0	110x	UNPREDICTABLE
1	0	1110	SPSR_fiq
1	0	1111	UNPREDICTABLE
1	1	0000	SPSR_irq
1	1	0001	UNPREDICTABLE
1	1	0010	SPSR_svc
1	1	0011	UNPREDICTABLE
1	1	0100	SPSR_abt
1	1	0101	UNPREDICTABLE
1	1	0110	SPSR_und
1	1	0111	UNPREDICTABLE
1	1	10xx	UNPREDICTABLE
1	1	1100	SPSR_mon
1	1	1101	UNPREDICTABLE
1	1	1110	SPSR_hyp
1	1	1111	UNPREDICTABLE

<Rn>

Is the general-purpose source register, encoded in the "Rn" field.

## Operation

```
if ConditionPassed() then
    EncodingSpecificOperations();
    if PSTATE.EL == EL0 then
        UNPREDICTABLE;
    else
        constant mode = PSTATE.M;
        if write_spsr then
            SPSRAccessValid(SYSm, mode); // Check for UNPREDICTABLE cases
            case SYSm of
                when '01110' SPSR_fiq<31:0> = R[n];
                when '10000' SPSR_irq<31:0> = R[n];
                when '10010' SPSR_svc<31:0> = R[n];
                when '10100' SPSR_abt<31:0> = R[n];
                when '10110' SPSR_und<31:0> = R[n];
                when '11100'
                    if !ELUsingAArch32(EL3) then AArch64.MonitorModeTrap();
                    SPSR_mon<31:0> = R[n];
                when '11110' SPSR_hyp<31:0> = R[n];
            else
                BankedRegisterAccessValid(SYSm, mode); // Check for UNPREDICTABLE cases
                case SYSm of
                    when '00xxx' // Access the User mode registers
                        constant m = UInt(SYSm<2:0>) + 8;
                        Rmode[m,M32\_User] = R[n];
                    when '01xxx' // Access the FIQ mode registers
                        constant m = UInt(SYSm<2:0>) + 8;
                        Rmode[m,M32\_FIQ] = R[n];
                    when '1000x' // Access the IRQ mode registers
                        constant m = 14 - UInt(SYSm<0>); // LR when SYSm<0> == 0, otherwise SP
                        Rmode[m,M32\_IRQ] = R[n];
                    when '1001x' // Access the Supervisor mode registers
                        constant m = 14 - UInt(SYSm<0>); // LR when SYSm<0> == 0, otherwise SP
                        Rmode[m,M32\_Svc] = R[n];
                    when '1010x' // Access the Abort mode registers
                        constant m = 14 - UInt(SYSm<0>); // LR when SYSm<0> == 0, otherwise SP
                        Rmode[m,M32\_Abort] = R[n];
                    when '1011x' // Access the Undefined mode registers
                        constant m = 14 - UInt(SYSm<0>); // LR when SYSm<0> == 0, otherwise SP
                        Rmode[m,M32\_Undef] = R[n];
                    when '1110x' // Access Monitor registers
                        if !ELUsingAArch32(EL3) then AArch64.MonitorModeTrap();
                        constant m = 14 - UInt(SYSm<0>); // LR when SYSm<0> == 0, otherwise SP
                        Rmode[m,M32\_Monitor] = R[n];
                    when '11110' // Access ELR_hyp register
                        ELR_hyp = R[n];
                    when '11111' // Access SP_hyp register
                        Rmode[13,M32\_Hyp] = R[n];
```

## CONSTRAINED UNPREDICTABLE behavior

If `PSTATE.EL == EL0`, then one of the following behaviors must occur:

- The instruction is UNDEFINED.
- The instruction executes as NOP.

Internal version only: isa v01\_31, pseudocode v2024-03\_rel ; Build timestamp: 2024-03-25T10:05

Copyright © 2010-2024 Arm Limited or its affiliates. All rights reserved. This document is Non-Confidential.

# MSR (immediate)

Move immediate value to Special register moves selected bits of an immediate value to the corresponding bits in the [APSR](#), [CPSR](#), or [SPSR](#) [\\_<current\\_mode>](#).

Because of the Do-Not-Modify nature of its reserved bits, the immediate form of MSR is normally only useful at the Application level for writing to APSR\_nzcvq (CPSR\_f).

If an MSR (immediate) moves selected bits of an immediate value to the [CPSR](#), the PE checks whether the value being written to [PSTATE.M](#) is legal. See [Illegal changes to PSTATE.M](#).

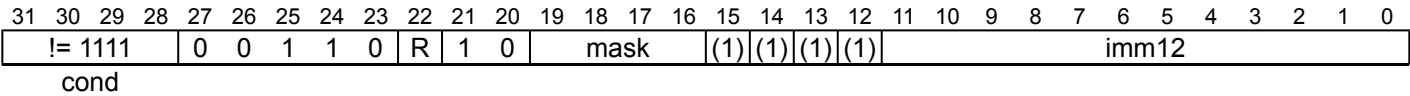
An MSR (immediate) executed in User mode:

- Is CONSTRAINED UNPREDICTABLE if it attempts to update the [SPSR](#).
- Otherwise, does not update any [CPSR](#) field that is accessible only at EL1 or higher,

An MSR (immediate) executed in System mode is CONSTRAINED UNPREDICTABLE if it attempts to update the [SPSR](#).

The [CPSR.E](#) bit is writable from any mode using an MSR instruction. Arm deprecates using this to change its value.

## A1



## A1 (!(R == 0 && mask == 0000))

```
MSR{<c>}{<q>} <spec_reg>, #<imm>

if mask == '0000' && R == '0' then SEE "Related encodings";
constant imm32 = A32ExpandImm(imm12);  constant write_spsr = (R == '1');
if mask == '0000' then UNPREDICTABLE;
```

## CONSTRAINED UNPREDICTABLE behavior

If `mask == '0000' && R == '1'`, then one of the following behaviors must occur:

- The instruction is UNDEFINED.
- The instruction executes as NOP.

For more information about the CONSTRAINED UNPREDICTABLE behavior of this instruction, see [Architectural Constraints on UNPREDICTABLE behaviors](#).

Related encodings: [Move Special Register and Hints \(immediate\)](#).

## Assembler Symbols

- <c> See [Standard assembler syntax fields](#).
  - <q> See [Standard assembler syntax fields](#).
  - <spec\_reg> Is one of:
    - APSR\_<bits>.
    - CPSR\_<fields>.
    - SPSR\_<fields>.
- For CPSR and SPSR, <fields> is a sequence of one or more of the following:
- c** mask<0> = '1' to enable writing of bits<7:0> of the destination PSR.
  - x** mask<1> = '1' to enable writing of bits<15:8> of the destination PSR.
  - s** mask<2> = '1' to enable writing of bits<23:16> of the destination PSR.
  - f** mask<3> = '1' to enable writing of bits<31:24> of the destination PSR.

For APSR, <bits> is one of nzcvq, g, or nzcvqg. These map to the following CPSR\_<fields> values:

- APSR\_nzcvq is the same as CPSR\_f (mask== '1000').

- APSR\_g is the same as CPSR\_s (mask == '0100').
- APSR\_nzcvqg is the same as CPSR\_fs (mask == '1100').

Arm recommends the APSR\_<bits> forms when only the N, Z, C, V, Q, and GE[3:0] bits are being written. For more information, see [The Application Program Status Register, APSR](#).

<imm> Is an immediate value. See [Modified immediate constants in A32 instructions](#) for the range of values.

## Operation

```
if ConditionPassed() then
    EncodingSpecificOperations();
    if write_spsr then
        if PSTATE.M IN {M32_User, M32_System} then
            UNPREDICTABLE;
        else
            SPSRWriteByInstr(imm32, mask);
    else
        // Attempts to change to an illegal mode will invoke the Illegal Execution state mechanism
        CPSRWriteByInstr(imm32, mask);
```

## CONSTRAINED UNPREDICTABLE behavior

If PSTATE.M IN {M32\_User, M32\_System} && write\_spsr, then one of the following behaviors must occur:

- The instruction is UNDEFINED.
- The instruction executes as NOP.

Internal version only: isa v01\_31, pseudocode v2024-03\_rel ; Build timestamp: 2024-03-25T10:05

Copyright © 2010-2024 Arm Limited or its affiliates. All rights reserved. This document is Non-Confidential.



MSR (register)

Move general-purpose register to Special register moves selected bits of a general-purpose register to the *APSR*, *CPSR* or *SPSR* <current\_mode>. Because of the Do-Not-Modify nature of its reserved bits, a read-modify-write sequence is normally required when the MSR instruction is being used at Application level and its destination is not APSR\_nzcvq (CPSR\_f). If an MSR (register) moves selected bits of an immediate value to the *CPSR*, the PE checks whether the value being written to *PSTATE.M* is legal. See *Illegal changes to PSTATE.M*. An MSR (register) executed in User mode:

- Is UNPREDICTABLE if it attempts to update the *SPSR*.
- Otherwise, does not update any *CPSR* field that is accessible only at EL1 or higher.

An MSR (register) executed in System mode is UNPREDICTABLE if it attempts to update the *SPSR*. The *CPSR.E* bit is writable from any mode using an MSR instruction. Arm deprecates using this to change its value. It has encodings from the following instruction sets: A32 ( *A1* ) and T32 ( *T1* ) .

A1

31	30	29	28	27	26	25	24	23	22	21	20	19	18	17	16	15	14	13	12	11	10	9	8	7	6	5	4	3	2	1	0
!= 1111				0	0	0	1	0	R	1	0	mask				(1)	(1)	(1)	(1)	(0)	(0)	0	(0)	0	0	0	0	Rn			
cond																															

A1

```
MSR{<c>}{<q>} <spec_reg>, <Rn>

constant n = UInt(Rn);  constant write_spsr = (R == '1');
if mask == '0000' then UNPREDICTABLE;
if n == 15 then UNPREDICTABLE;
```

CONSTRAINED UNPREDICTABLE behavior

If mask == '0000', then one of the following behaviors must occur:

- The instruction is UNDEFINED.
- The instruction executes as NOP.

T1

15	14	13	12	11	10	9	8	7	6	5	4	3	2	1	0	15	14	13	12	11	10	9	8	7	6	5	4	3	2	1	0
1	1	1	1	0	0	1	1	1	0	0	R	Rn				1	0	(0)	0	mask				(0)	(0)	0	(0)	(0)	(0)	(0)	(0)

T1

```
MSR{<c>}{<q>} <spec_reg>, <Rn>

constant n = UInt(Rn);  constant write_spsr = (R == '1');
if mask == '0000' then UNPREDICTABLE;
// Armv8-A removes UNPREDICTABLE for R13
if n == 15 then UNPREDICTABLE;
```

CONSTRAINED UNPREDICTABLE behavior

If mask == '0000', then one of the following behaviors must occur:

- The instruction is UNDEFINED.
- The instruction executes as NOP.

For more information about the CONSTRAINED UNPREDICTABLE behavior of this instruction, see *Architectural Constraints on UNPREDICTABLE behaviors*.

## Assembler Symbols

<c> See [Standard assembler syntax fields](#).

<q> See [Standard assembler syntax fields](#).

<spec\_reg> Is one of:

- APSR\_<bits>.
- CPSR\_<fields>.
- SPSR\_<fields>.

For CPSR and SPSR, <fields> is a sequence of one or more of the following:

**c**

mask<0> = '1' to enable writing of bits<7:0> of the destination PSR.

**x**

mask<1> = '1' to enable writing of bits<15:8> of the destination PSR.

**s**

mask<2> = '1' to enable writing of bits<23:16> of the destination PSR.

**f**

mask<3> = '1' to enable writing of bits<31:24> of the destination PSR.

For APSR, <bits> is one of nzcvq, g, or nzcvqg. These map to the following CPSR\_<fields> values:

- APSR\_nzcvq is the same as CPSR\_f (mask == '1000').
- APSR\_g is the same as CPSR\_s (mask == '0100').
- APSR\_nzcvqg is the same as CPSR\_fs (mask == '1100').

Arm recommends the APSR\_<bits> forms when only the N, Z, C, V, Q, and GE[3:0] bits are being written. For more information, see [The Application Program Status Register, APSR](#).

<Rn> Is the general-purpose source register, encoded in the "Rn" field.

## Operation

```
if ConditionPassed() then
    EncodingSpecificOperations();
    if write_spsr then
        if PSTATE.M IN {M32\_User, M32\_System} then
            UNPREDICTABLE;
        else
            SPSRWriteByInstr(R[n], mask);
    else
        // Attempts to change to an illegal mode will invoke the Illegal Execution state mechanism
        CPSRWriteByInstr(R[n], mask);
```

## CONSTRAINED UNPREDICTABLE behavior

If `write_spsr && PSTATE.M IN {M32_User, M32_System}`, then one of the following behaviors must occur:

- The instruction is UNDEFINED.
- The instruction executes as NOP.

Internal version only: isa v01\_31, pseudocode v2024-03\_rel ; Build timestamp: 2024-03-25T10:05

Copyright © 2010-2024 Arm Limited or its affiliates. All rights reserved. This document is Non-Confidential.

## MUL, MULS

Multiply multiplies two register values. The least significant 32 bits of the result are written to the destination register. These 32 bits do not depend on whether the source register values are considered to be signed values or unsigned values.

Optionally, it can update the condition flags based on the result. In the T32 instruction set, this option is limited to only a few forms of the instruction. Use of this option adversely affects performance on many implementations.

It has encodings from the following instruction sets: A32 ( [A1](#) ) and T32 ( [T1](#) and [T2](#) ).

### A1

31	30	29	28	27	26	25	24	23	22	21	20	19	18	17	16	15	14	13	12	11	10	9	8	7	6	5	4	3	2	1	0
!= 1111				0	0	0	0	0	0	0	S	Rd				(0)	(0)	(0)	(0)	Rm				1	0	0	1	Rn			
cond																															

#### Flag setting (S == 1)

```
MULS{<c>}{<q>} <Rd>, <Rn>{, <Rm>}
```

#### Not flag setting (S == 0)

```
MUL{<c>}{<q>} <Rd>, <Rn>{, <Rm>}
```

```
constant d = UInt(Rd);  constant n = UInt(Rn);  constant m = UInt(Rm);
constant setflags = (S == '1');
if d == 15 || n == 15 || m == 15 then UNPREDICTABLE;
```

### T1

15	14	13	12	11	10	9	8	7	6	5	4	3	2	1	0
0	1	0	0	0	0	1	1	0	1	Rn				Rdm	

### T1

```
MUL<c>{<q>} <Rdm>, <Rn>{, <Rdm>} // (Inside IT block)
```

```
MULS{<q>} <Rdm>, <Rn>{, <Rdm>} // (Outside IT block)
```

```
constant d = UInt(Rdm);  constant n = UInt(Rn);  constant m = UInt(Rdm);
constant setflags = !InITBlock();
```

### T2

15	14	13	12	11	10	9	8	7	6	5	4	3	2	1	0	15	14	13	12	11	10	9	8	7	6	5	4	3	2	1	0
1	1	1	1	1	0	1	1	0	0	0	0	Rn				1	1	1	1	Rd				0	0	0	0	Rm			

### T2

```
MUL<c>.W <Rd>, <Rn>{, <Rm>} // (Inside IT block, and <Rd>, <Rn>, <Rm> can be represented in T1)
```

```
MUL{<c>}{<q>} <Rd>, <Rn>{, <Rm>}
```

```
constant d = UInt(Rd);  constant n = UInt(Rn);  constant m = UInt(Rm);  constant setflags = FALSE;
// Armv8-A removes UNPREDICTABLE for R13
if d == 15 || n == 15 || m == 15 then UNPREDICTABLE;
```

For more information about the CONSTRAINED UNPREDICTABLE behavior of this instruction, see [Architectural Constraints on UNPREDICTABLE behaviors](#).

## Assembler Symbols

<c>	See <a href="#">Standard assembler syntax fields</a> .
<q>	See <a href="#">Standard assembler syntax fields</a> .
<Rdm>	Is the second general-purpose source register holding the multiplier and the destination register, encoded in the "Rdm" field.
<Rd>	Is the general-purpose destination register, encoded in the "Rd" field.
<Rn>	Is the first general-purpose source register holding the multiplicand, encoded in the "Rn" field.
<Rm>	Is the second general-purpose source register holding the multiplier, encoded in the "Rm" field. If omitted, <Rd> is used.

## Operation

```
if ConditionPassed() then
    EncodingSpecificOperations();
    constant operand1 = SInt(R[n]); // operand1 = UInt(R[n]) produces the same final results
    constant operand2 = SInt(R[m]); // operand2 = UInt(R[m]) produces the same final results
    constant result = operand1 * operand2;
    R[d] = result<31:0>;
    if setflags then
        PSTATE.N = result<31>;
        PSTATE.Z = IsZeroBit(result<31:0>);
        // PSTATE.C, PSTATE.V unchanged
```

## Operational information

If CPSR.DIT is 1, this instruction has passed its condition execution check, and does not use R15 as either its source or destination:

- The execution time of this instruction is independent of:
  - The values of the data supplied in any of its registers.
  - The values of the NZCV flags.
- The response of this instruction to asynchronous exceptions does not vary based on:
  - The values of the data supplied in any of its registers.
  - The values of the NZCV flags.

Internal version only: isa v01\_31, pseudocode v2024-03\_rel ; Build timestamp: 2024-03-25T10:05

Copyright © 2010-2024 Arm Limited or its affiliates. All rights reserved. This document is Non-Confidential.

# MVN, MVNS (immediate)

Bitwise NOT (immediate) writes the bitwise inverse of an immediate value to the destination register.

If the destination register is not the PC, the MVNS variant of the instruction updates the condition flags based on the result.

The field descriptions for <Rd> identify the encodings where the PC is permitted as the destination register. ARM deprecates any use of these encodings. However, when the destination register is the PC:

- The MVN variant of the instruction is an interworking branch, see [Pseudocode description of operations on the AArch32 general-purpose registers and the PC](#).
- The MVNS variant of the instruction performs an exception return without the use of the stack. In this case:
  - The PE branches to the address written to the PC, and restores *PSTATE* from SPSR\_<current\_mode>.
  - The PE checks SPSR\_<current\_mode> for an illegal return event. See [Illegal return events from AArch32 state](#).
  - The instruction is UNDEFINED in Hyp mode.
  - The instruction is CONSTRAINED UNPREDICTABLE in User mode and System mode.

It has encodings from the following instruction sets: A32 ( [A1](#) ) and T32 ( [T1](#) ).

## A1

31	30	29	28	27	26	25	24	23	22	21	20	19	18	17	16	15	14	13	12	11	10	9	8	7	6	5	4	3	2	1	0	
!= 1111				0	0	1	1	1	1	1	S	(0)	(0)	(0)	(0)	Rd					imm12											
cond																																

## MVN (S == 0)

MVN{<c>}{<q>} <Rd>, #<const>

## MVNS (S == 1)

MVNS{<c>}{<q>} <Rd>, #<const>

```
constant d = UInt(Rd);  constant setflags = (S == '1');  constant a32 = TRUE;
constant bits(12) imm = imm12;
```

## T1

15	14	13	12	11	10	9	8	7	6	5	4	3	2	1	0	15	14	13	12	11	10	9	8	7	6	5	4	3	2	1	0	
1	1	1	1	0	i	0	0	0	1	1	S	1	1	1	1	0	imm3				Rd				imm8							

## MVN (S == 0)

MVN{<c>}{<q>} <Rd>, #<const>

## MVNS (S == 1)

MVNS{<c>}{<q>} <Rd>, #<const>

```
constant d = UInt(Rd);  constant setflags = (S == '1');  constant a32 = FALSE;
constant bits(12) imm = i:imm3:imm8;
// Armv8-A removes UNPREDICTABLE for R13
if d == 15 then UNPREDICTABLE;
```

For more information about the CONSTRAINED UNPREDICTABLE behavior of this instruction, see [Architectural Constraints on UNPREDICTABLE behaviors](#).

## Assembler Symbols

- <c> See [Standard assembler syntax fields](#).
- <q> See [Standard assembler syntax fields](#).
- <Rd> For encoding A1: is the general-purpose destination register, encoded in the "Rd" field. Arm deprecates using the PC as the destination register, but if the PC is used:

- For the MVN variant, the instruction is a branch to the address calculated by the operation. This is an interworking branch, see [Pseudocode description of operations on the AArch32 general-purpose registers and the PC](#).
- For the MVNS variant, the instruction performs an exception return, that restores [PSTATE](#) from [SPSR\\_<current\\_mode>](#).

For encoding T1: is the general-purpose destination register, encoded in the "Rd" field.

<const>

For encoding A1: an immediate value. See [Modified immediate constants in A32 instructions](#) for the range of values.

For encoding T1: an immediate value. See [Modified immediate constants in T32 instructions](#) for the range of values.

## Operation

```
if ConditionPassed() then
    EncodingSpecificOperations();
    constant (imm32, carry) = (if a32 then A32ExpandImm\_C(imm, PSTATE.C)
                               else T32ExpandImm\_C(imm, PSTATE.C));
    constant result = NOT(imm32);
    if d == 15 then          // Can only occur for A32 encoding
        if setflags then
            ALUExceptionReturn(result);
        else
            ALUWritePC(result);
    else
        R[d] = result;
        if setflags then
            PSTATE.N = result<31>;
            PSTATE.Z = IsZeroBit(result);
            PSTATE.C = carry;
            // PSTATE.V unchanged
```

Internal version only: isa v01\_31, pseudocode v2024-03\_rel ; Build timestamp: 2024-03-25T10:05

Copyright © 2010-2024 Arm Limited or its affiliates. All rights reserved. This document is Non-Confidential.

## MVN, MVNS (register)

Bitwise NOT (register) writes the bitwise inverse of a register value to the destination register.

If the destination register is not the PC, the MVNS variant of the instruction updates the condition flags based on the result.

The field descriptions for <Rd> identify the encodings where the PC is permitted as the destination register. ARM deprecates any use of these encodings. However, when the destination register is the PC:

- The MVN variant of the instruction is an interworking branch, see [Pseudocode description of operations on the AArch32 general-purpose registers and the PC](#).
- The MVNS variant of the instruction performs an exception return without the use of the stack. In this case:
  - The PE branches to the address written to the PC, and restores *PSTATE* from SPSR\_<current\_mode>.
  - The PE checks SPSR\_<current\_mode> for an illegal return event. See [Illegal return events from AArch32 state](#).
  - The instruction is UNDEFINED in Hyp mode.
  - The instruction is CONSTRAINED UNPREDICTABLE in User mode and System mode.

It has encodings from the following instruction sets: A32 ( [A1](#) ) and T32 ( [T1](#) and [T2](#) ).

### A1

31	30	29	28	27	26	25	24	23	22	21	20	19	18	17	16	15	14	13	12	11	10	9	8	7	6	5	4	3	2	1	0	
!= 1111				0	0	0	1	1	1	1	S	(0)	(0)	(0)	(0)	Rd					imm5					stype	0	Rm				
cond																																

**MVN, rotate right with extend (S == 0 && imm5 == 00000 && stype == 11)**

```
MVN{<c>}{<q>} <Rd>, <Rm>, RRX
```

**MVN, shift or rotate by value (S == 0 && !(imm5 == 00000 && stype == 11))**

```
MVN{<c>}{<q>} <Rd>, <Rm> {, <shift> #<amount>}
```

**MVNS, rotate right with extend (S == 1 && imm5 == 00000 && stype == 11)**

```
MVNS{<c>}{<q>} <Rd>, <Rm>, RRX
```

**MVNS, shift or rotate by value (S == 1 && !(imm5 == 00000 && stype == 11))**

```
MVNS{<c>}{<q>} <Rd>, <Rm> {, <shift> #<amount>}
```

```
constant d = UInt(Rd); constant m = UInt(Rm); constant setflags = (S == '1');  
constant (shift_t, shift_n) = DecodeImmShift(stype, imm5);
```

### T1

15	14	13	12	11	10	9	8	7	6	5	4	3	2	1	0
0	1	0	0	0	0	1	1	1	1	Rm				Rd	

### T1

```
MVN<c>{<q>} <Rd>, <Rm> // (Inside IT block)
```

```
MVNS{<q>} <Rd>, <Rm> // (Outside IT block)
```

```
constant d = UInt(Rd); constant m = UInt(Rm); constant setflags = !InITBlock();  
constant (shift_t, shift_n) = (SRTYPE_LSL, 0);
```

### T2

15	14	13	12	11	10	9	8	7	6	5	4	3	2	1	0	15	14	13	12	11	10	9	8	7	6	5	4	3	2	1	0	
1	1	1	0	1	0	1	0	0	1	1	S	1	1	1	1	(0)	imm3				Rd				imm2		stype		Rm			

**MVN, rotate right with extend (S == 0 && imm3 == 000 && imm2 == 00 && stype == 11)**

```
MVN{<c>}{<q>} <Rd>, <Rm>, RRX
```

**MVN, shift or rotate by value (S == 0 && !(imm3 == 000 && imm2 == 00 && stype == 11))**

```
MVN<c>.W <Rd>, <Rm> // (Inside IT block, and <Rd>, <Rm> can be represented in T1)

MVN{<c>}{<q>} <Rd>, <Rm> {, <shift> #<amount>}
```

**MVNS, rotate right with extend (S == 1 && imm3 == 000 && imm2 == 00 && stype == 11)**

```
MVNS{<c>}{<q>} <Rd>, <Rm>, RRX
```

**MVNS, shift or rotate by value (S == 1 && !(imm3 == 000 && imm2 == 00 && stype == 11))**

```
MVNS.W <Rd>, <Rm> // (Outside IT block, and <Rd>, <Rm> can be represented in T1)

MVNS{<c>}{<q>} <Rd>, <Rm> {, <shift> #<amount>}
```

```
constant d = UInt(Rd); constant m = UInt(Rm); constant setflags = (S == '1');
constant (shift_t, shift_n) = DecodeImmShift(stype, imm3:imm2);
// Armv8-A removes UNPREDICTABLE for R13
if d == 15 || m == 15 then UNPREDICTABLE;
```

For more information about the CONSTRAINED UNPREDICTABLE behavior of this instruction, see [Architectural Constraints on UNPREDICTABLE behaviors](#).

Assembler Symbols

- <c> See [Standard assembler syntax fields](#).
- <q> See [Standard assembler syntax fields](#).
- <Rd> For encoding A1: is the general-purpose destination register, encoded in the "Rd" field. Arm deprecates using the PC as the destination register, but if the PC is used:
  - For the MVN variant, the instruction is a branch to the address calculated by the operation. This is an interworking branch, see [Pseudocode description of operations on the AArch32 general-purpose registers and the PC](#).
  - For the MVNS variant, the instruction performs an exception return, that restores [PSTATE](#) from SPSR\_<current\_mode>.For encoding T1 and T2: is the general-purpose destination register, encoded in the "Rd" field.
- <Rm> For encoding A1: is the general-purpose source register, encoded in the "Rm" field. The PC can be used, but this is deprecated. For encoding T1 and T2: is the general-purpose source register, encoded in the "Rm" field.
- <shift> Is the type of shift to be applied to the source register, encoded in “stype”:

stype	<shift>
00	LSL
01	LSR
10	ASR
11	ROR
- <amount> For encoding A1: is the shift amount, in the range 1 to 31 (when <shift> = LSL or ROR) or 1 to 32 (when <shift> = LSR or ASR), encoded in the "imm5" field as <amount> modulo 32.  
  
For encoding T2: is the shift amount, in the range 1 to 31 (when <shift> = LSL or ROR) or 1 to 32 (when <shift> = LSR or ASR), encoded in the "imm3:imm2" field as <amount> modulo 32.



## Operation

```
if ConditionPassed() then
    EncodingSpecificOperations();
    constant (shifted, carry) = Shift\_C(R[m], shift_t, shift_n, PSTATE.C);
    constant result = NOT(shifted);
    if d == 15 then           // Can only occur for A32 encoding
        if setflags then
            ALUExceptionReturn(result);
        else
            ALUWritePC(result);
    else
        R[d] = result;
        if setflags then
            PSTATE.N = result<31>;
            PSTATE.Z = IsZeroBit(result);
            PSTATE.C = carry;
            // PSTATE.V unchanged
```

Internal version only: isa v01\_31, pseudocode v2024-03\_rel ; Build timestamp: 2024-03-25T10:05

Copyright © 2010-2024 Arm Limited or its affiliates. All rights reserved. This document is Non-Confidential.

MVN, MVNS (register-shifted register)

Bitwise NOT (register-shifted register) writes the bitwise inverse of a register-shifted register value to the destination register. It can optionally update the condition flags based on the result.

A1

31	30	29	28	27	26	25	24	23	22	21	20	19	18	17	16	15	14	13	12	11	10	9	8	7	6	5	4	3	2	1	0
!= 1111				0	0	0	1	1	1	1	S	(0)	(0)	(0)	(0)	Rd				Rs				0	stype	1	Rm				
cond																															

Flag setting (S == 1)

```
MVNS{<c>}{<q>} <Rd>, <Rm>, <shift> <Rs>
```

Not flag setting (S == 0)

```
MVN{<c>}{<q>} <Rd>, <Rm>, <shift> <Rs>
```

```
constant d = UInt(Rd);  constant m = UInt(Rm);  constant s = UInt(Rs);
constant setflags = (S == '1');  constant shift_t = DecodeRegShift(stype);
if d == 15 || m == 15 || s == 15 then UNPREDICTABLE;
```

For more information about the CONSTRAINED UNPREDICTABLE behavior of this instruction, see [Architectural Constraints on UNPREDICTABLE behaviors](#).

Assembler Symbols

- <c> See [Standard assembler syntax fields](#).
- <q> See [Standard assembler syntax fields](#).
- <Rd> Is the general-purpose destination register, encoded in the "Rd" field.
- <Rm> Is the general-purpose source register, encoded in the "Rm" field.
- <shift> Is the type of shift to be applied to the second source register, encoded in “stype”:

stype	<shift>
00	LSL
01	LSR
10	ASR
11	ROR

- <Rs> Is the general-purpose source register holding a shift amount in its bottom 8 bits, encoded in the "Rs" field.

Operation

```
if ConditionPassed() then
    EncodingSpecificOperations();
    constant shift_n = UInt(R[s]<7:0>);
    constant (shifted, carry) = Shift_C(R[m], shift_t, shift_n, PSTATE.C);
    constant result = NOT(shifted);
    R[d] = result;
    if setflags then
        PSTATE.N = result<31>;
        PSTATE.Z = IsZeroBit(result);
        PSTATE.C = carry;
        // PSTATE.V unchanged
```

# NOP

No Operation does nothing. This instruction can be used for instruction alignment purposes.

## Note

The timing effects of including a NOP instruction in a program are not guaranteed. It can increase execution time, leave it unchanged, or even reduce it. Therefore, NOP instructions are not suitable for timing loops.

It has encodings from the following instruction sets: A32 ( [A1](#) ) and T32 ( [T1](#) and [T2](#) ).

### A1

31	30	29	28	27	26	25	24	23	22	21	20	19	18	17	16	15	14	13	12	11	10	9	8	7	6	5	4	3	2	1	0
!= 1111				0	0	1	1	0	0	1	0	0	0	0	0	(1)	(1)	(1)	(1)	(0)	(0)	(0)	(0)	0	0	0	0	0	0	0	0
cond																															

### A1

```
NOP{<c>}{<q>}

// No additional decoding required
```

### T1

15	14	13	12	11	10	9	8	7	6	5	4	3	2	1	0
1	0	1	1	1	1	1	1	0	0	0	0	0	0	0	0

### T1

```
NOP{<c>}{<q>}

// No additional decoding required
```

### T2

15	14	13	12	11	10	9	8	7	6	5	4	3	2	1	0	15	14	13	12	11	10	9	8	7	6	5	4	3	2	1	0
1	1	1	1	0	0	1	1	1	0	1	0	(1)	(1)	(1)	(1)	1	0	(0)	0	(0)	0	0	0	0	0	0	0	0	0	0	0

### T2

```
NOP{<c>}.W

// No additional decoding required
```

For more information about the CONSTRAINED UNPREDICTABLE behavior of this instruction, see [Architectural Constraints on UNPREDICTABLE behaviors](#).

## Assembler Symbols

- <c> See [Standard assembler syntax fields](#).
- <q> See [Standard assembler syntax fields](#).

## Operation

```
if ConditionPassed() then
    EncodingSpecificOperations();
// Do nothing
```

## Operational information

If CPSR.DIT is 1 and this instruction passes its condition execution check:

- The execution time of this instruction is independent of:
  - The values of the data supplied in any of its registers.
  - The values of the NZCV flags.
- The response of this instruction to asynchronous exceptions does not vary based on:
  - The values of the data supplied in any of its registers.
  - The values of the NZCV flags.

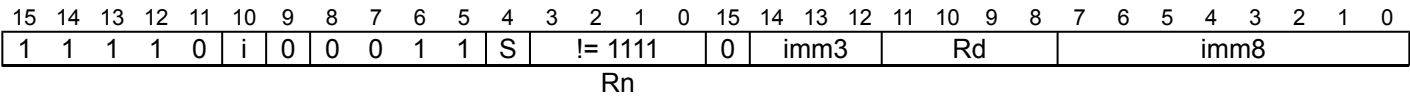
Internal version only: isa v01\_31, pseudocode v2024-03\_rel ; Build timestamp: 2024-03-25T10:05

Copyright © 2010-2024 Arm Limited or its affiliates. All rights reserved. This document is Non-Confidential.

# ORN, ORNS (immediate)

Bitwise OR NOT (immediate) performs a bitwise (inclusive) OR of a register value and the complement of an immediate value, and writes the result to the destination register. It can optionally update the condition flags based on the result.

## T1



### Flag setting (S == 1)

```
ORNS{<c>}{<q>}{<Rd>,<Rn>,<const>}
```

### Not flag setting (S == 0)

```
ORN{<c>}{<q>}{<Rd>,<Rn>,<const>}
```

```
if Rn == '1111' then SEE "MVN (immediate)";
constant d = UInt(Rd); constant n = UInt(Rn); constant setflags = (S == '1');
constant a32 = FALSE;
constant bits(12) imm = i:imm3:imm8;
// Armv8-A removes UNPREDICTABLE for R13
if d == 15 then UNPREDICTABLE;
```

For more information about the CONSTRAINED UNPREDICTABLE behavior of this instruction, see [Architectural Constraints on UNPREDICTABLE behaviors](#).

## Assembler Symbols

<c>	See <a href="#">Standard assembler syntax fields</a> .
<q>	See <a href="#">Standard assembler syntax fields</a> .
<Rd>	Is the general-purpose destination register, encoded in the "Rd" field. If omitted, this register is the same as <Rn>.
<Rn>	Is the general-purpose source register, encoded in the "Rn" field.
<const>	An immediate value. See <a href="#">Modified immediate constants in T32 instructions</a> for the range of values.

## Operation

```
if ConditionPassed() then
    EncodingSpecificOperations();
    constant (imm32, carry) = (if a32 then A32ExpandImm_C(imm, PSTATE.C)
                                else T32ExpandImm_C(imm, PSTATE.C));
    constant result = R[n] OR NOT(imm32);
    R[d] = result;
    if setflags then
        PSTATE.N = result<31>;
        PSTATE.Z = IsZeroBit(result);
        PSTATE.C = carry;
        // PSTATE.V unchanged
```

## Operational information

- If CPSR.DIT is 1 and this instruction does not use R15 as either its source or destination:
- The execution time of this instruction is independent of:
    - The values of the data supplied in any of its registers.
    - The values of the NZCV flags.
  - The response of this instruction to asynchronous exceptions does not vary based on:
    - The values of the data supplied in any of its registers.

- The values of the NZCV flags.

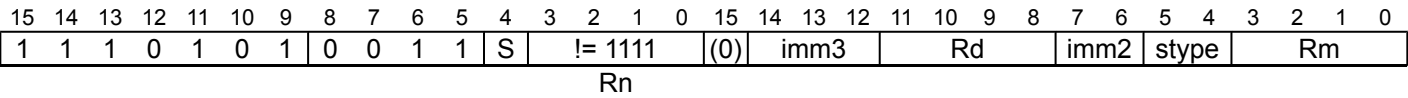
Internal version only: isa v01\_31, pseudocode v2024-03\_rel ; Build timestamp: 2024-03-25T10:05

Copyright © 2010-2024 Arm Limited or its affiliates. All rights reserved. This document is Non-Confidential.

# ORN, ORNS (register)

Bitwise OR NOT (register) performs a bitwise (inclusive) OR of a register value and the complement of an optionally-shifted register value, and writes the result to the destination register. It can optionally update the condition flags based on the result.

## T1



ORN, rotate right with extend (S == 0 && imm3 == 000 && imm2 == 00 && stype == 11)

ORN{<c>}{<q>} {<Rd>}, {<Rn>, <Rm>, RRX

ORN, shift or rotate by value (S == 0 && !(imm3 == 000 && imm2 == 00 && stype == 11))

ORN{<c>}{<q>} {<Rd>}, {<Rn>, <Rm> {, <shift> #<amount>}

ORNS, rotate right with extend (S == 1 && imm3 == 000 && imm2 == 00 && stype == 11)

ORNS{<c>}{<q>} {<Rd>}, {<Rn>, <Rm>, RRX

ORNS, shift or rotate by value (S == 1 && !(imm3 == 000 && imm2 == 00 && stype == 11))

ORNS{<c>}{<q>} {<Rd>}, {<Rn>, <Rm> {, <shift> #<amount>}

```
if Rn == '1111' then SEE "MVN (register)";
constant d = UInt(Rd); constant n = UInt(Rn); constant m = UInt(Rm);
constant setflags = (S == '1');
constant (shift_t, shift_n) = DecodeImmShift(stype, imm3:imm2);
// Armv8-A removes UNPREDICTABLE for R13
if d == 15 || m == 15 then UNPREDICTABLE;
```

For more information about the CONSTRAINED UNPREDICTABLE behavior of this instruction, see [Architectural Constraints on UNPREDICTABLE behaviors](#).

## Assembler Symbols

- <c> See [Standard assembler syntax fields](#).
- <q> See [Standard assembler syntax fields](#).
- <Rd> Is the general-purpose destination register, encoded in the "Rd" field.
- <Rn> Is the first general-purpose source register, encoded in the "Rn" field.
- <Rm> Is the second general-purpose source register, encoded in the "Rm" field.
- <shift> Is the type of shift to be applied to the second source register, encoded in "stype":

stype	<shift>
00	LSL
01	LSR
10	ASR
11	ROR

<amount> Is the shift amount, in the range 1 to 31 (when <shift> = LSL or ROR) or 1 to 32 (when <shift> = LSR or ASR), encoded in the "imm3:imm2" field as <amount> modulo 32.

## Operation

```
if ConditionPassed() then
    EncodingSpecificOperations();
    constant (shifted, carry) = Shift\_C(R[m], shift_t, shift_n, PSTATE.C);
    constant result = R[n] OR NOT(shifted);
    R[d] = result;
    if setflags then
        PSTATE.N = result<31>;
        PSTATE.Z = IsZeroBit(result);
        PSTATE.C = carry;
        // PSTATE.V unchanged
```

## Operational information

If CPSR.DIT is 1 and this instruction does not use R15 as either its source or destination:

- The execution time of this instruction is independent of:
  - The values of the data supplied in any of its registers.
  - The values of the NZCV flags.
- The response of this instruction to asynchronous exceptions does not vary based on:
  - The values of the data supplied in any of its registers.
  - The values of the NZCV flags.

Internal version only: isa v01\_31, pseudocode v2024-03\_rel ; Build timestamp: 2024-03-25T10:05

Copyright © 2010-2024 Arm Limited or its affiliates. All rights reserved. This document is Non-Confidential.



# ORR, ORRS (immediate)

Bitwise OR (immediate) performs a bitwise (inclusive) OR of a register value and an immediate value, and writes the result to the destination register. If the destination register is not the PC, the ORRS variant of the instruction updates the condition flags based on the result. The field descriptions for <Rd> identify the encodings where the PC is permitted as the destination register. ARM deprecates any use of these encodings. However, when the destination register is the PC:

- The ORR variant of the instruction is an interworking branch, see *Pseudocode description of operations on the AArch32 general-purpose registers and the PC*.
- The ORRS variant of the instruction performs an exception return without the use of the stack. In this case:
  - The PE branches to the address written to the PC, and restores *PSTATE* from SPSR\_<current\_mode>.
  - The PE checks SPSR\_<current\_mode> for an illegal return event. See *Illegal return events from AArch32 state*.
  - The instruction is UNDEFINED in Hyp mode.
  - The instruction is CONSTRAINED UNPREDICTABLE in User mode and System mode.

It has encodings from the following instruction sets: A32 ( [A1](#) ) and T32 ( [T1](#) ).

## A1

31	30	29	28	27	26	25	24	23	22	21	20	19	18	17	16	15	14	13	12	11	10	9	8	7	6	5	4	3	2	1	0
!= 1111				0	0	1	1	1	0	0	S	Rn				Rd				imm12											
cond																															

## ORR (S == 0)

ORR{<c>}{<q>} {<Rd>}, {<Rn>, #<const>

## ORRS (S == 1)

ORRS{<c>}{<q>} {<Rd>}, {<Rn>, #<const>

```
constant d = UInt(Rd);  constant n = UInt(Rn);  constant setflags = (S == '1'); constant a32 = TRUE;
constant bits(12) imm = imm12;
```

## T1

15	14	13	12	11	10	9	8	7	6	5	4	3	2	1	0	15	14	13	12	11	10	9	8	7	6	5	4	3	2	1	0	
1	1	1	1	0	i	0	0	0	1	0	S	!= 1111				0	imm3				Rd				imm8							
Rn																																

## ORR (S == 0)

ORR{<c>}{<q>} {<Rd>}, {<Rn>, #<const>

## ORRS (S == 1)

ORRS{<c>}{<q>} {<Rd>}, {<Rn>, #<const>

```
if Rn == '1111' then SEE "MOV (immediate)";
constant d = UInt(Rd);  constant n = UInt(Rn);  constant setflags = (S == '1');
constant a32 = FALSE;
constant bits(12) imm = i:imm3:imm8;
// Armv8-A removes UNPREDICTABLE for R13
if d == 15 then UNPREDICTABLE;
```

For more information about the CONSTRAINED UNPREDICTABLE behavior of this instruction, see *Architectural Constraints on UNPREDICTABLE behaviors*.

## Assembler Symbols

<c> See *Standard assembler syntax fields*.

<q>	See <a href="#">Standard assembler syntax fields</a> .
<Rd>	<p>For encoding A1: is the general-purpose destination register, encoded in the "Rd" field. If omitted, this register is the same as &lt;Rn&gt;. Arm deprecates using the PC as the destination register, but if the PC is used:</p> <ul style="list-style-type: none"> <li>For the ORR variant, the instruction is a branch to the address calculated by the operation. This is an interworking branch, see <a href="#">Pseudocode description of operations on the AArch32 general-purpose registers and the PC</a>.</li> <li>For the ORRS variant, the instruction performs an exception return, that restores <a href="#">PSTATE</a> from SPSR_&lt;current_mode&gt;.</li> </ul> <p>For encoding T1: is the general-purpose destination register, encoded in the "Rd" field. If omitted, this register is the same as &lt;Rn&gt;.</p>
<Rn>	<p>For encoding A1: is the general-purpose source register, encoded in the "Rn" field. The PC can be used, but this is deprecated.</p> <p>For encoding T1: is the general-purpose source register, encoded in the "Rn" field.</p>
<const>	<p>For encoding A1: an immediate value. See <a href="#">Modified immediate constants in A32 instructions</a> for the range of values.</p> <p>For encoding T1: an immediate value. See <a href="#">Modified immediate constants in T32 instructions</a> for the range of values.</p>

## Operation

```

if ConditionPassed() then
    EncodingSpecificOperations();
    constant (imm32, carry) = (if a32 then A32ExpandImm\_C(imm, PSTATE.C)
                               else T32ExpandImm\_C(imm, PSTATE.C));
    constant result = R[n] OR imm32;
    if d == 15 then // Can only occur for A32 encoding
        if setflags then
            ALUExceptionReturn(result);
        else
            ALUWritePC(result);
    else
        R[d] = result;
        if setflags then
            PSTATE.N = result<31>;
            PSTATE.Z = IsZeroBit(result);
            PSTATE.C = carry;
            // PSTATE.V unchanged

```

## Operational information

If CPSR.DIT is 1 and this instruction does not use R15 as either its source or destination:

- The execution time of this instruction is independent of:
  - The values of the data supplied in any of its registers.
  - The values of the NZCV flags.
- The response of this instruction to asynchronous exceptions does not vary based on:
  - The values of the data supplied in any of its registers.
  - The values of the NZCV flags.

Internal version only: isa v01\_31, pseudocode v2024-03\_rel ; Build timestamp: 2024-03-25T10:05

Copyright © 2010-2024 Arm Limited or its affiliates. All rights reserved. This document is Non-Confidential.

# ORR, ORRS (register)

Bitwise OR (register) performs a bitwise (inclusive) OR of a register value and an optionally-shifted register value, and writes the result to the destination register.

If the destination register is not the PC, the ORRS variant of the instruction updates the condition flags based on the result.

The field descriptions for <Rd> identify the encodings where the PC is permitted as the destination register. ARM deprecates any use of these encodings. However, when the destination register is the PC:

- The ORR variant of the instruction is an interworking branch, see *Pseudocode description of operations on the AArch32 general-purpose registers and the PC*.
- The ORRS variant of the instruction performs an exception return without the use of the stack. In this case:
  - The PE branches to the address written to the PC, and restores *PSTATE* from SPSR\_<current\_mode>.
  - The PE checks SPSR\_<current\_mode> for an illegal return event. See *Illegal return events from AArch32 state*.
  - The instruction is UNDEFINED in Hyp mode.
  - The instruction is CONSTRAINED UNPREDICTABLE in User mode and System mode.

It has encodings from the following instruction sets: A32 ( [A1](#) ) and T32 ( [T1](#) and [T2](#) ).

## A1

31	30	29	28	27	26	25	24	23	22	21	20	19	18	17	16	15	14	13	12	11	10	9	8	7	6	5	4	3	2	1	0
!= 1111				0	0	0	1	1	0	0	S	Rn				Rd				imm5				stype		0	Rm				
cond																															

**ORR, rotate right with extend (S == 0 && imm5 == 00000 && stype == 11)**

```
ORR{<c>}{<q>} {<Rd>}, {<Rn>, <Rm>, RRX
```

**ORR, shift or rotate by value (S == 0 && !(imm5 == 00000 && stype == 11))**

```
ORR{<c>}{<q>} {<Rd>}, {<Rn>, <Rm> {, <shift> #<amount>}
```

**ORRS, rotate right with extend (S == 1 && imm5 == 00000 && stype == 11)**

```
ORRS{<c>}{<q>} {<Rd>}, {<Rn>, <Rm>, RRX
```

**ORRS, shift or rotate by value (S == 1 && !(imm5 == 00000 && stype == 11))**

```
ORRS{<c>}{<q>} {<Rd>}, {<Rn>, <Rm> {, <shift> #<amount>}
```

```
constant d = UInt(Rd);  constant n = UInt(Rn);  constant m = UInt(Rm);
constant setflags = (S == '1');
constant (shift_t, shift_n) = DecodeImmShift(stype, imm5);
```

## T1

15	14	13	12	11	10	9	8	7	6	5	4	3	2	1	0
0	1	0	0	0	0	1	1	0	0	Rm				Rdn	

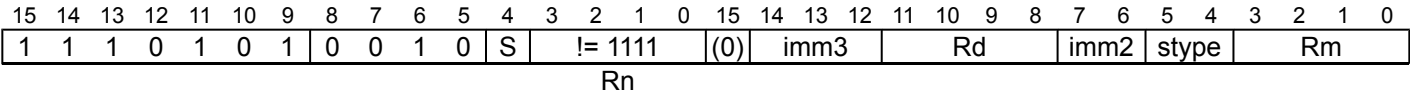
## T1

```
ORR<c>{<q>} {<Rdn>}, {<Rdn>, <Rm> // (Inside IT block)
```

```
ORRS{<q>} {<Rdn>}, {<Rdn>, <Rm> // (Outside IT block)
```

```
constant d = UInt(Rdn);  constant n = UInt(Rdn);  constant m = UInt(Rm);
constant setflags = !InITBlock();
constant (shift_t, shift_n) = (SRTYPE_LSL, 0);
```

## T2



**ORR, rotate right with extend (S == 0 && imm3 == 000 && imm2 == 00 && stype == 11)**

```
ORR{<c>}{<q>} {<Rd>}, <Rn>, <Rm>, RRX
```

**ORR, shift or rotate by value (S == 0 && !(imm3 == 000 && imm2 == 00 && stype == 11))**

```
ORR<c>.W {<Rd>}, <Rn>, <Rm> // (Inside IT block, and <Rd>, <Rn>, <Rm> can be represented in T1)
ORR{<c>}{<q>} {<Rd>}, <Rn>, <Rm> {, <shift> #<amount>}
```

**ORRS, rotate right with extend (S == 1 && imm3 == 000 && imm2 == 00 && stype == 11)**

```
ORRS{<c>}{<q>} {<Rd>}, <Rn>, <Rm>, RRX
```

**ORRS, shift or rotate by value (S == 1 && !(imm3 == 000 && imm2 == 00 && stype == 11))**

```
ORRS.W {<Rd>}, <Rn>, <Rm> // (Outside IT block, and <Rd>, <Rn>, <Rm> can be represented in T1)
ORRS{<c>}{<q>} {<Rd>}, <Rn>, <Rm> {, <shift> #<amount>}

if Rn == '1111' then SEE "Related encodings";
constant d = UInt(Rd); constant n = UInt(Rn); constant m = UInt(Rm);
constant setflags = (S == '1');
constant (shift_t, shift_n) = DecodeImmShift(stype, imm3:imm2);
// Armv8-A removes UNPREDICTABLE for R13
if d == 15 || m == 15 then UNPREDICTABLE;
```

For more information about the CONSTRAINED UNPREDICTABLE behavior of this instruction, see [Architectural Constraints on UNPREDICTABLE behaviors](#).  
Related encodings: [Data-processing \(shifted register\)](#)

Assembler Symbols

- <c> See [Standard assembler syntax fields](#).
- <q> See [Standard assembler syntax fields](#).
- <Rdn> Is the first general-purpose source register and the destination register, encoded in the "Rdn" field.
- <Rd> For encoding A1: is the general-purpose destination register, encoded in the "Rd" field. If omitted, this register is the same as <Rn>. Arm deprecates using the PC as the destination register, but if the PC is used:
  - For the ORR variant, the instruction is a branch to the address calculated by the operation. This is an interworking branch, see [Pseudocode description of operations on the AArch32 general-purpose registers and the PC](#).
  - For the ORRS variant, the instruction performs an exception return, that restores [PSTATE](#) from SPSR\_<current\_mode>.For encoding T2: is the general-purpose destination register, encoded in the "Rd" field. If omitted, this register is the same as <Rn>.
- <Rn> For encoding A1: is the first general-purpose source register, encoded in the "Rn" field. The PC can be used, but this is deprecated. For encoding T2: is the first general-purpose source register, encoded in the "Rn" field.
- <Rm> For encoding A1: is the second general-purpose source register, encoded in the "Rm" field. The PC can be used, but this is deprecated. For encoding T1 and T2: is the second general-purpose source register, encoded in the "Rm" field.
- <shift> Is the type of shift to be applied to the second source register, encoded in "stype":

stype	<shift>
00	LSL
01	LSR
10	ASR
11	ROR

<amount> For encoding A1: is the shift amount, in the range 1 to 31 (when <shift> = LSL or ROR) or 1 to 32 (when <shift> = LSR or ASR), encoded in the "imm5" field as <amount> modulo 32.

For encoding T2: is the shift amount, in the range 1 to 31 (when <shift> = LSL or ROR) or 1 to 32 (when <shift> = LSR or ASR), encoded in the "imm3:imm2" field as <amount> modulo 32.

In T32 assembly:

- Outside an IT block, if ORRS <Rd>, <Rn>, <Rd> is written with <Rd> and <Rn> both in the range R0-R7, it is assembled using encoding T1 as though ORRS <Rd>, <Rn> had been written.
- Inside an IT block, if ORR<c> <Rd>, <Rn>, <Rd> is written with <Rd> and <Rn> both in the range R0-R7, it is assembled using encoding T1 as though ORR<c> <Rd>, <Rn> had been written.

To prevent either of these happening, use the .W qualifier.

## Operation

```
if ConditionPassed() then
    EncodingSpecificOperations();
    constant (shifted, carry) = Shift_C(R[m], shift_t, shift_n, PSTATE.C);
    constant result = R[n] OR shifted;
    if d == 15 then // Can only occur for A32 encoding
        if setflags then
            ALUEXCEPTIONReturn(result);
        else
            ALUWritePC(result);
    else
        R[d] = result;
        if setflags then
            PSTATE.N = result<31>;
            PSTATE.Z = IsZeroBit(result);
            PSTATE.C = carry;
            // PSTATE.V unchanged
```

## Operational information

If CPSR.DIT is 1 and this instruction does not use R15 as either its source or destination:

- The execution time of this instruction is independent of:
  - The values of the data supplied in any of its registers.
  - The values of the NZCV flags.
- The response of this instruction to asynchronous exceptions does not vary based on:
  - The values of the data supplied in any of its registers.
  - The values of the NZCV flags.

Internal version only: isa v01\_31, pseudocode v2024-03\_rel ; Build timestamp: 2024-03-25T10:05

Copyright © 2010-2024 Arm Limited or its affiliates. All rights reserved. This document is Non-Confidential.

# ORR, ORRS (register-shifted register)

Bitwise OR (register-shifted register) performs a bitwise (inclusive) OR of a register value and a register-shifted register value, and writes the result to the destination register. It can optionally update the condition flags based on the result.

A1

31	30	29	28	27	26	25	24	23	22	21	20	19	18	17	16	15	14	13	12	11	10	9	8	7	6	5	4	3	2	1	0
!= 1111				0	0	0	1	1	0	0	S	Rn				Rd				Rs				0	stype	1	Rm				
cond																															

## Flag setting (S == 1)

ORRS{<c>}{<q>} {<Rd>}, {<Rn>, <Rm>, <shift> <Rs>}

## Not flag setting (S == 0)

ORR{<c>}{<q>} {<Rd>}, {<Rn>, <Rm>, <shift> <Rs>}

```

constant d = UInt(Rd);  constant n = UInt(Rn);  constant m = UInt(Rm);  constant s = UInt(Rs);
constant setflags = (S == '1');  constant shift_t = DecodeRegShift(stype);
if d == 15 || n == 15 || m == 15 || s == 15 then UNPREDICTABLE;
```

For more information about the CONSTRAINED UNPREDICTABLE behavior of this instruction, see [Architectural Constraints on UNPREDICTABLE behaviors](#).

## Assembler Symbols

- <c> See [Standard assembler syntax fields](#).
- <q> See [Standard assembler syntax fields](#).
- <Rd> Is the general-purpose destination register, encoded in the "Rd" field.
- <Rn> Is the first general-purpose source register, encoded in the "Rn" field.
- <Rm> Is the second general-purpose source register, encoded in the "Rm" field.
- <shift> Is the type of shift to be applied to the second source register, encoded in "stype":

stype	<shift>
00	LSL
01	LSR
10	ASR
11	ROR

- <Rs> Is the general-purpose source register holding a shift amount in its bottom 8 bits, encoded in the "Rs" field.

## Operation

```

if ConditionPassed() then
  EncodingSpecificOperations();
  constant shift_n = UInt(R[s]<7:0>);
  constant (shifted, carry) = Shift_C(R[m], shift_t, shift_n, PSTATE.C);
  constant result = R[n] OR shifted;
  R[d] = result;
  if setflags then
    PSTATE.N = result<31>;
    PSTATE.Z = IsZeroBit(result);
    PSTATE.C = carry;
  // PSTATE.V unchanged
```

## Operational information

If CPSR.DIT is 1, this instruction has passed its condition execution check, and does not use R15 as either its source or destination:

- The execution time of this instruction is independent of:
  - The values of the data supplied in any of its registers.
  - The values of the NZCV flags.
- The response of this instruction to asynchronous exceptions does not vary based on:
  - The values of the data supplied in any of its registers.
  - The values of the NZCV flags.

Internal version only: isa v01\_31, pseudocode v2024-03\_rel ; Build timestamp: 2024-03-25T10:05

Copyright © 2010-2024 Arm Limited or its affiliates. All rights reserved. This document is Non-Confidential.

# PKHBT, PKHTB

Pack Halfword combines one halfword of its first operand with the other halfword of its shifted second operand.  
It has encodings from the following instruction sets: A32 ( [A1](#) ) and T32 ( [T1](#) ).

## A1

31	30	29	28	27	26	25	24	23	22	21	20	19	18	17	16	15	14	13	12	11	10	9	8	7	6	5	4	3	2	1	0
!= 1111				0	1	1	0	1	0	0	0	Rn				Rd				imm5				tb	0	1	Rm				
cond																															

## PKHBT (tb == 0)

PKHBT{<c>}{<q>} {<Rd>}, {<Rn>, <Rm> {, LSL #<imm>}}

## PKHTB (tb == 1)

PKHTB{<c>}{<q>} {<Rd>}, {<Rn>, <Rm> {, ASR #<imm>}}

```
constant d = UInt(Rd); constant n = UInt(Rn); constant m = UInt(Rm);
constant tbform = (tb == '1');
constant (shift_t, shift_n) = DecodeImmShift(tb:'0', imm5);
if d == 15 || n == 15 || m == 15 then UNPREDICTABLE;
```

## T1

15	14	13	12	11	10	9	8	7	6	5	4	3	2	1	0	15	14	13	12	11	10	9	8	7	6	5	4	3	2	1	0	
1	1	1	0	1	0	1	0	1	1	0	0	Rn				(0)	imm3				Rd				imm2		tb	0	Rm			
S																T																

## PKHBT (tb == 0)

PKHBT{<c>}{<q>} {<Rd>}, {<Rn>, <Rm> {, LSL #<imm>}} // (tbform == FALSE)

## PKHTB (tb == 1)

PKHTB{<c>}{<q>} {<Rd>}, {<Rn>, <Rm> {, ASR #<imm>}} // (tbform == TRUE)

```
if S == '1' || T == '1' then UNDEFINED;
constant d = UInt(Rd); constant n = UInt(Rn); constant m = UInt(Rm);
constant tbform = (tb == '1');
constant (shift_t, shift_n) = DecodeImmShift(tb:'0', imm3:imm2);
// Armv8-A removes UNPREDICTABLE for R13
if d == 15 || n == 15 || m == 15 then UNPREDICTABLE;
```

For more information about the CONSTRAINED UNPREDICTABLE behavior of this instruction, see [Architectural Constraints on UNPREDICTABLE behaviors](#).

## Assembler Symbols

- <c> See [Standard assembler syntax fields](#).
- <q> See [Standard assembler syntax fields](#).
- <Rd> Is the general-purpose destination register, encoded in the "Rd" field.
- <Rn> Is the first general-purpose source register, encoded in the "Rn" field.
- <Rm> Is the second general-purpose source register, encoded in the "Rm" field.
- <imm> For encoding A1: the shift to apply to the value read from <Rm>, encoded in the "imm5" field.  
For PKHBT, it is one of:



**omitted**

No shift, encoded as 0b000000.

**1-31**

Left shift by specified number of bits, encoded as a binary number.

For PKHTB, it is one of:

**omitted**

Instruction is a pseudo-instruction and is assembled as though PKHBT{<c>}{<q>} <Rd>, <Rm>, <Rn> had been written.

**1-32**

Arithmetic right shift by specified number of bits. A shift by 32 bits is encoded as 0b000000. Other shift amounts are encoded as binary numbers.

**Note**

An assembler can permit <imm> = 0 to mean the same thing as omitting the shift, but this is not standard UAL and must not be used for disassembly.

For encoding T1: the shift to apply to the value read from <Rm>, encoded in the "imm3:imm2" field.

For PKHBT, it is one of:

**omitted**

No shift, encoded as 0b000000.

**1-31**

Left shift by specified number of bits, encoded as a binary number.

For PKHTB, it is one of:

**omitted**

Instruction is a pseudo-instruction and is assembled as though PKHBT{<c>}{<q>} <Rd>, <Rm>, <Rn> had been written.

**1-32**

Arithmetic right shift by specified number of bits. A shift by 32 bits is encoded as 0b000000. Other shift amounts are encoded as binary numbers.

**Note**

An assembler can permit <imm> = 0 to mean the same thing as omitting the shift, but this is not standard UAL and must not be used for disassembly.

**Operation**

```
if ConditionPassed() then
    EncodingSpecificOperations();
    constant operand2 = Shift(R[m], shift_t, shift_n, PSTATE.C); // PSTATE.C ignored
    R[d]<15:0> = if tbform then operand2<15:0> else R[n]<15:0>;
    R[d]<31:16> = if tbform then R[n]<31:16> else operand2<31:16>;
```

**Operational information**

If CPSR.DIT is 1, this instruction has passed its condition execution check, and does not use R15 as either its source or destination:

- The execution time of this instruction is independent of:
  - The values of the data supplied in any of its registers.
  - The values of the NZCV flags.
- The response of this instruction to asynchronous exceptions does not vary based on:
  - The values of the data supplied in any of its registers.
  - The values of the NZCV flags.

Internal version only: isa v01\_31, pseudocode v2024-03\_rel ; Build timestamp: 2024-03-25T10:05

Copyright © 2010-2024 Arm Limited or its affiliates. All rights reserved. This document is Non-Confidential.

PLD (literal)

Preload Data (literal) signals the memory system that data memory accesses from a specified address are likely in the near future. The memory system can respond by taking actions that are expected to speed up the memory accesses when they do occur, such as preloading the cache line containing the specified address into the data cache.

The effect of a PLD instruction is IMPLEMENTATION DEFINED. For more information, see [Preloading caches](#).

It has encodings from the following instruction sets: A32 ( [A1](#) ) and T32 ( [T1](#) ).

A1

31	30	29	28	27	26	25	24	23	22	21	20	19	18	17	16	15	14	13	12	11	10	9	8	7	6	5	4	3	2	1	0
1	1	1	1	0	1	0	1	U	(1)	0	1	1	1	1	1	(1)	(1)	(1)	(1)	imm12											

A1

```
PLD{<c>}{<q>} <label> // (Normal form)

PLD{<c>}{<q>} [PC, #<+/-><imm>] // (Alternative form)

constant imm32 = ZeroExtend(imm12, 32);  constant add = (U == '1');
```

T1

15	14	13	12	11	10	9	8	7	6	5	4	3	2	1	0	15	14	13	12	11	10	9	8	7	6	5	4	3	2	1	0
1	1	1	1	1	0	0	0	U	0	(0)	1	1	1	1	1	1	1	1	1	imm12											

T1

```
PLD{<c>}{<q>} <label> // (Preferred syntax)

PLD{<c>}{<q>} [PC, #<+/-><imm>] // (Alternative syntax)

constant imm32 = ZeroExtend(imm12, 32);  constant add = (U == '1');
```

For more information about the CONSTRAINED UNPREDICTABLE behavior of this instruction, see [Architectural Constraints on UNPREDICTABLE behaviors](#).

Assembler Symbols

- <c>

For encoding A1: see [Standard assembler syntax fields](#). Must be AL or omitted.  
For encoding T1: see [Standard assembler syntax fields](#).
- <q>

See [Standard assembler syntax fields](#).
- <label>

The label of the literal data item that is likely to be accessed in the near future. The assembler calculates the required value of the offset from the Align(PC, 4) value of the instruction to this label. The offset must be in the range −4095 to 4095.  
If the offset is zero or positive, imm32 is equal to the offset and add == TRUE.  
If the offset is negative, imm32 is equal to minus the offset and add == FALSE.
- +/-

Specifies the offset is added to or subtracted from the base register, defaulting to + if omitted and encoded in “U”:

U	+/-
0	−
1	+
- <imm>

For encoding A1: is the 12-bit unsigned immediate byte offset, in the range 0 to 4095, encoded in the "imm12" field.  
For encoding T1: is a 12-bit unsigned immediate byte offset, in the range 0 to 4095, encoded in the "imm12" field.
- The alternative syntax permits the addition or subtraction of the offset and the immediate offset to be specified separately, including permitting a subtraction of 0 that cannot be specified using the normal syntax. For more information, see [Use of labels in UAL instruction syntax](#).

## Operation

```
if ConditionPassed() then  
    EncodingSpecificOperations();  
    constant address = if add then (Align(PC32,4) + imm32) else (Align(PC32,4) - imm32);  
    Hint\_PreloadData(address);
```

Internal version only: isa v01\_31, pseudocode v2024-03\_rel ; Build timestamp: 2024-03-25T10:05

Copyright © 2010-2024 Arm Limited or its affiliates. All rights reserved. This document is Non-Confidential.

## PLD, PLDW (immediate)

Preload Data (immediate) signals the memory system that data memory accesses from a specified address are likely in the near future. The memory system can respond by taking actions that are expected to speed up the memory accesses when they do occur, such as preloading the cache line containing the specified address into the data cache.

The PLD instruction signals that the likely memory access is a read, and the PLDW instruction signals that it is a write.

The effect of a PLD or PLDW instruction is IMPLEMENTATION DEFINED. For more information, see [Preloading caches](#).

It has encodings from the following instruction sets: A32 ( [A1](#) ) and T32 ( [T1](#) and [T2](#) ).

### A1

31	30	29	28	27	26	25	24	23	22	21	20	19	18	17	16	15	14	13	12	11	10	9	8	7	6	5	4	3	2	1	0
1	1	1	1	0	1	0	1	U	R	0	1	!= 1111				(1)	(1)	(1)	(1)	imm12											
Rn																															

#### Preload read (R == 1)

```
PLD{<c>}{<q>} [<Rn> {, #<+/-><imm>}]
```

#### Preload write (R == 0)

```
PLDW{<c>}{<q>} [<Rn> {, #<+/-><imm>}]
```

```
if Rn == '1111' then SEE "PLD (literal)";
constant n = UInt(Rn); constant imm32 = ZeroExtend(imm12, 32); constant add = (U == '1');
constant is_pldw = (R == '0');
```

### T1

15	14	13	12	11	10	9	8	7	6	5	4	3	2	1	0	15	14	13	12	11	10	9	8	7	6	5	4	3	2	1	0
1	1	1	1	1	0	0	0	1	0	W	1	!= 1111				1	1	1	1	imm12											
Rn																															

#### Preload read (W == 0)

```
PLD{<c>}{<q>} [<Rn> {, #<+><imm>}]
```

#### Preload write (W == 1)

```
PLDW{<c>}{<q>} [<Rn> {, #<+><imm>}]
```

```
if Rn == '1111' then SEE "PLD (literal)";
constant n = UInt(Rn); constant imm32 = ZeroExtend(imm12, 32); constant add = TRUE;
constant is_pldw = (W == '1');
```

### T2

15	14	13	12	11	10	9	8	7	6	5	4	3	2	1	0	15	14	13	12	11	10	9	8	7	6	5	4	3	2	1	0
1	1	1	1	1	0	0	0	0	0	W	1	!= 1111				1	1	1	1	1	1	0	0	imm8							
Rn																															

Preload read (W == 0)

```
PLD{<c>}{<q>} [<Rn> {, #-<imm>}]
```

Preload write (W == 1)

```
PLDW{<c>}{<q>} [<Rn> {, #-<imm>}]
```

```
if Rn == '1111' then SEE "PLD (literal)";
constant n = UInt(Rn); constant imm32 = ZeroExtend(imm8, 32); constant add = FALSE;
constant is_pldw = (W == '1');
```

For more information about the CONSTRAINED UNPREDICTABLE behavior of this instruction, see [Architectural Constraints on UNPREDICTABLE behaviors](#).

Assembler Symbols

- <c> For encoding A1: see [Standard assembler syntax fields](#). Must be AL or omitted.  
For encoding T1 and T2: see [Standard assembler syntax fields](#).
- <q> See [Standard assembler syntax fields](#).
- <Rn> Is the general-purpose base register, encoded in the "Rn" field. If the PC is used, see [PLD \(literal\)](#).
- +/- Specifies the offset is added to or subtracted from the base register, defaulting to + if omitted and encoded in "U":

U	+/-
0	-
1	+
- + Specifies the offset is added to the base register.
- <imm> For encoding A1: is the optional 12-bit unsigned immediate byte offset, in the range 0 to 4095, defaulting to 0 and encoded in the "imm12" field.  
For encoding T1: is an optional 12-bit unsigned immediate byte offset, in the range 0 to 4095, defaulting to 0 and encoded in the "imm12" field.  
For encoding T2: is an 8-bit unsigned immediate byte offset, in the range 0 to 255, defaulting to 0 if omitted, and encoded in the "imm8" field.

Operation

```
if ConditionPassed() then
  EncodingSpecificOperations();
constant address = if add then (R[n] + imm32) else (R[n] - imm32);
if is_pldw then
  Hint_PreloadDataForWrite(address);
else
  Hint_PreloadData(address);
```

## PLD, PLDW (register)

Preload Data (register) signals the memory system that data memory accesses from a specified address are likely in the near future. The memory system can respond by taking actions that are expected to speed up the memory accesses when they do occur, such as preloading the cache line containing the specified address into the data cache.

The PLD instruction signals that the likely memory access is a read, and the PLDW instruction signals that it is a write.

The effect of a PLD or PLDW instruction is IMPLEMENTATION DEFINED. For more information, see [Preloading caches](#).

It has encodings from the following instruction sets: A32 ( [A1](#) ) and T32 ( [T1](#) ).

### A1

31	30	29	28	27	26	25	24	23	22	21	20	19	18	17	16	15	14	13	12	11	10	9	8	7	6	5	4	3	2	1	0
1	1	1	1	0	1	1	1	U	R	0	1	Rn				(1)	(1)	(1)	(1)	imm5					stype	0	Rm				

**Preload read, optional shift or rotate (R == 1 && !(imm5 == 00000 && stype == 11))**

```
PLD{<c>}{<q>} [<Rn>, {+/-}<Rm> {, <shift> #<amount>}]
```

**Preload read, rotate right with extend (R == 1 && imm5 == 00000 && stype == 11)**

```
PLD{<c>}{<q>} [<Rn>, {+/-}<Rm> , RRX]
```

**Preload write, optional shift or rotate (R == 0 && !(imm5 == 00000 && stype == 11))**

```
PLDW{<c>}{<q>} [<Rn>, {+/-}<Rm> {, <shift> #<amount>}]
```

**Preload write, rotate right with extend (R == 0 && imm5 == 00000 && stype == 11)**

```
PLDW{<c>}{<q>} [<Rn>, {+/-}<Rm> , RRX]
```

```
constant n = UInt(Rn); constant m = UInt(Rm); constant add = (U == '1');
constant is_pldw = (R == '0');
constant (shift_t, shift_n) = DecodeImmShift(stype, imm5);
if m == 15 || (n == 15 && is_pldw) then UNPREDICTABLE;
```

### T1

15	14	13	12	11	10	9	8	7	6	5	4	3	2	1	0	15	14	13	12	11	10	9	8	7	6	5	4	3	2	1	0
1	1	1	1	1	0	0	0	0	0	W	1	!= 1111				1	1	1	1	0	0	0	0	0	0	0	imm2	Rm			

Rn

**Preload read (W == 0)**

```
PLD{<c>}{<q>} [<Rn>, {+}<Rm> {, LSL #<amount>}]
```

**Preload write (W == 1)**

```
PLDW{<c>}{<q>} [<Rn>, {+}<Rm> {, LSL #<amount>}]
```

```
if Rn == '1111' then SEE "PLD (literal)";
constant n = UInt(Rn); constant m = UInt(Rm); constant add = TRUE; constant is_pldw = (W == '1');
constant (shift_t, shift_n) = (SRTYPE_LSL, UInt(imm2));
// Armv8-A removes UNPREDICTABLE for R13
if m == 15 then UNPREDICTABLE;
```

For more information about the CONSTRAINED UNPREDICTABLE behavior of this instruction, see [Architectural Constraints on UNPREDICTABLE behaviors](#).

Assembler Symbols

- <c>

For encoding A1: see [Standard assembler syntax fields](#). <c> must be AL or omitted.  
For encoding T1: see [Standard assembler syntax fields](#).
- <q>

See [Standard assembler syntax fields](#).
- <Rn>

For encoding A1: is the general-purpose base register, encoded in the "Rn" field. The PC can be used.  
For encoding T1: is the general-purpose base register, encoded in the "Rn" field.
- +/-

Specifies the index register is added to or subtracted from the base register, defaulting to + if omitted and encoded in "U":

U	+/-
0	-
1	+
- +

Specifies the index register is added to the base register.
- <Rm>

Is the general-purpose index register, encoded in the "Rm" field.
- <shift>

Is the type of shift to be applied to the index register, encoded in "stype":

stype	<shift>
00	LSL
01	LSR
10	ASR
11	ROR
- <amount>

For encoding A1: is the shift amount, in the range 1 to 31 (when <shift> = LSL or ROR) or 1 to 32 (when <shift> = LSR or ASR) encoded in the "imm5" field as <amount> modulo 32.  
For encoding T1: is the shift amount, in the range 0 to 3, defaulting to 0 and encoded in the "imm2" field.

Operation

```
if ConditionPassed() then
    EncodingSpecificOperations();
    constant offset = Shift(R[m], shift_t, shift_n, PSTATE.C);
    constant address = if add then (R[n] + offset) else (R[n] - offset);
    if is_pldw then
        Hint_PreloadDataForWrite(address);
    else
        Hint_PreloadData(address);
```

PLI (immediate, literal)

Preload Instruction signals the memory system that instruction memory accesses from a specified address are likely in the near future. The memory system can respond by taking actions that are expected to speed up the memory accesses when they do occur, such as pre-loading the cache line containing the specified address into the instruction cache.

The effect of a PLI instruction is IMPLEMENTATION DEFINED. For more information, see [Preloading caches](#).

It has encodings from the following instruction sets: A32 ( [A1](#) ) and T32 ( [T1](#) , [T2](#) and [T3](#) ) .

A1

31	30	29	28	27	26	25	24	23	22	21	20	19	18	17	16	15	14	13	12	11	10	9	8	7	6	5	4	3	2	1	0
1	1	1	1	0	1	0	0	U	1	0	1	Rn				(1)	(1)	(1)	(1)	imm12											

A1

```
PLI{<c>}{<q>} [<Rn> {, #<+/-><imm>}]

PLI{<c>}{<q>} <label> // (Normal form)

PLI{<c>}{<q>} [PC, #<+/-><imm>] // (Alternative form)

constant n = UInt(Rn);  constant imm32 = ZeroExtend(imm12, 32);  constant add = (U == '1');
```

T1

15	14	13	12	11	10	9	8	7	6	5	4	3	2	1	0	15	14	13	12	11	10	9	8	7	6	5	4	3	2	1	0
1	1	1	1	1	0	0	1	1	0	0	1	!= 1111				1	1	1	1	imm12											

Rn

T1

```
PLI{<c>}{<q>} [<Rn> {, #<+><imm>}]

if Rn == '1111' then SEE "encoding T3";
constant n = UInt(Rn);  constant imm32 = ZeroExtend(imm12, 32);  constant add = TRUE;
```

T2

15	14	13	12	11	10	9	8	7	6	5	4	3	2	1	0	15	14	13	12	11	10	9	8	7	6	5	4	3	2	1	0
1	1	1	1	1	0	0	1	0	0	0	1	!= 1111				1	1	1	1	1	1	0	0	imm8							

Rn

T2

```
PLI{<c>}{<q>} [<Rn> {, #<-><imm>}]

if Rn == '1111' then SEE "encoding T3";
constant n = UInt(Rn);  constant imm32 = ZeroExtend(imm8, 32);  constant add = FALSE;
```

T3

15	14	13	12	11	10	9	8	7	6	5	4	3	2	1	0	15	14	13	12	11	10	9	8	7	6	5	4	3	2	1	0
1	1	1	1	1	0	0	1	U	0	0	1	1	1	1	1	1	1	1	1	imm12											



```
PLI{<c>}{<q>} <label> // (Preferred syntax)

PLI{<c>}{<q>} [PC, #{+/-}<imm>] // (Alternative syntax)

constant n = 15; constant imm32 = ZeroExtend(imm12, 32); constant add = (U == '1');
```

For more information about the CONSTRAINED UNPREDICTABLE behavior of this instruction, see [Architectural Constraints on UNPREDICTABLE behaviors](#).

Assembler Symbols

- <c> For encoding A1: see [Standard assembler syntax fields](#). Must be AL or omitted.  
For encoding T1, T2 and T3: see [Standard assembler syntax fields](#).
- <q> See [Standard assembler syntax fields](#).
- <label> The label of the instruction that is likely to be accessed in the near future. The assembler calculates the required value of the offset from the Align(PC, 4) value of the instruction to this label. The offset must be in the range –4095 to 4095.  
If the offset is zero or positive, imm32 is equal to the offset and add == TRUE.  
If the offset is negative, imm32 is equal to minus the offset and add == FALSE.
- <Rn> Is the general-purpose base register, encoded in the "Rn" field.
- +/- Specifies the offset is added to or subtracted from the base register, defaulting to + if omitted and encoded in “U”:

U	+/-
0	-
1	+
- + Specifies the offset is added to the base register.
- <imm> For encoding A1: is the optional 12-bit unsigned immediate byte offset, in the range 0 to 4095, defaulting to 0 and encoded in the "imm12" field.  
For encoding T1: is an optional 12-bit unsigned immediate byte offset, in the range 0 to 4095, defaulting to 0 and encoded in the "imm12" field.  
For encoding T2: is an 8-bit unsigned immediate byte offset, in the range 0 to 255, defaulting to 0 if omitted, and encoded in the "imm8" field.  
For encoding T3: is a 12-bit unsigned immediate byte offset, in the range 0 to 4095, encoded in the "imm12" field.

For the literal forms of the instruction, encoding T3 is used, or Rn is encoded as 0b1111 in encoding A1, to indicate that the PC is the base register. The alternative literal syntax permits the addition or subtraction of the offset and the immediate offset to be specified separately, including permitting a subtraction of 0 that cannot be specified using the normal syntax. For more information, see [Use of labels in UAL instruction syntax](#).

Operation

```
if ConditionPassed() then
    EncodingSpecificOperations();
    constant base = if n == 15 then Align(PC32, 4) else R[n];
    constant address = if add then (base + imm32) else (base - imm32);
    Hint_PreloadInstr(address);
```

PLI (register)

Preload Instruction signals the memory system that instruction memory accesses from a specified address are likely in the near future. The memory system can respond by taking actions that are expected to speed up the memory accesses when they do occur, such as pre-loading the cache line containing the specified address into the instruction cache.

The effect of a PLI instruction is IMPLEMENTATION DEFINED. For more information, see [Preloading caches](#).

It has encodings from the following instruction sets: A32 ( [A1](#) ) and T32 ( [T1](#) ) .

A1

31	30	29	28	27	26	25	24	23	22	21	20	19	18	17	16	15	14	13	12	11	10	9	8	7	6	5	4	3	2	1	0
1	1	1	1	0	1	1	0	U	1	0	1	Rn				(1)	(1)	(1)	(1)	imm5					stype	0	Rm				

Rotate right with extend (imm5 == 00000 && stype == 11)

```
PLI{<c>}{<q>} [<Rn>, {+/-}<Rm> , RRX]
```

Shift or rotate by value (!(imm5 == 00000 && stype == 11))

```
PLI{<c>}{<q>} [<Rn>, {+/-}<Rm> {, <shift> #<amount>}]
```

```
constant n = UInt(Rn);  constant m = UInt(Rm);  constant add = (U == '1');
constant (shift_t, shift_n) = DecodeImmShift(stype, imm5);
if m == 15 then UNPREDICTABLE;
```

T1

15	14	13	12	11	10	9	8	7	6	5	4	3	2	1	0	15	14	13	12	11	10	9	8	7	6	5	4	3	2	1	0
1	1	1	1	1	0	0	1	0	0	0	1	!= 1111				1	1	1	1	0	0	0	0	0	0	0	imm2	Rm			

Rn

T1

```
PLI{<c>}{<q>} [<Rn>, {+}<Rm> {, LSL #<amount>}]
```

```
if Rn == '1111' then SEE "PLI (immediate, literal)";
constant n = UInt(Rn);  constant m = UInt(Rm);  constant add = TRUE;
constant (shift_t, shift_n) = (SRTYPE LSL, UInt(imm2));
// Armv8-A removes UNPREDICTABLE for R13
if m == 15 then UNPREDICTABLE;
```

For more information about the CONSTRAINED UNPREDICTABLE behavior of this instruction, see [Architectural Constraints on UNPREDICTABLE behaviors](#).

Assembler Symbols

- <c>For encoding A1: see [Standard assembler syntax fields](#). <c> must be AL or omitted.  
For encoding T1: see [Standard assembler syntax fields](#).
- <q>See [Standard assembler syntax fields](#).
- <Rn>Is the general-purpose base register, encoded in the "Rn" field.
- +/-Specifies the index register is added to or subtracted from the base register, defaulting to + if omitted and encoded in “U”:

U	+/-
0	-
1	+
- +Specifies the index register is added to the base register.
- <Rm>Is the general-purpose index register, encoded in the "Rm" field.

<shift> Is the type of shift to be applied to the index register, encoded in “stype”:

stype	<shift>
00	LSL
01	LSR
10	ASR
11	ROR

<amount> For encoding A1: is the shift amount, in the range 1 to 31 (when <shift> = LSL or ROR) or 1 to 32 (when <shift> = LSR or ASR) encoded in the "imm5" field as <amount> modulo 32.  
For encoding T1: is the shift amount, in the range 0 to 3, defaulting to 0 and encoded in the "imm2" field.

Operation

```
if ConditionPassed() then
    EncodingSpecificOperations();
    constant offset = Shift(R[m], shift_t, shift_n, PSTATE.C);
    constant address = if add then (R[n] + offset) else (R[n] - offset);
    Hint\_PreloadInstr(address);
```

POP

Pop Multiple Registers from Stack loads multiple general-purpose registers from the stack, loading from consecutive memory locations starting at the address in SP, and updates SP to point just above the loaded data.

The lowest-numbered register is loaded from the lowest memory address, through to the highest-numbered register from the highest memory address. See also [Encoding of lists of general-purpose registers and the PC](#).

The registers loaded can include the PC, causing a branch to a loaded address. This is an interworking branch, see [Pseudocode description of operations on the AArch32 general-purpose registers and the PC](#).

T1

15	14	13	12	11	10	9	8	7	6	5	4	3	2	1	0
1	0	1	1	1	1	0	P	register_list							

T1

```
POP{<c>}{<q>} <registers> // (Preferred syntax)

LDM{<c>}{<q>} SP!, <registers> // (Alternate syntax)

constant registers = P:'0000000':register_list;    constant UnalignedAllowed = FALSE;
if BitCount(registers) < 1 then UNPREDICTABLE;
if registers<15> == '1' && InITBlock() && !LastInITBlock() then UNPREDICTABLE;
```

CONSTRAINED UNPREDICTABLE behavior

If `BitCount(registers) < 1`, then one of the following behaviors must occur:

- The instruction is UNDEFINED.
- The instruction executes as NOP.
- The instruction targets an unspecified set of registers. These registers might include R15. If the instruction specifies writeback, the modification to the base address on writeback might differ from the number of registers loaded.

For more information about the CONSTRAINED UNPREDICTABLE behavior of this instruction, see [Architectural Constraints on UNPREDICTABLE behaviors](#).

Assembler Symbols

- <c> See [Standard assembler syntax fields](#).
- <q> See [Standard assembler syntax fields](#).
- <registers> Is a list of one or more registers to be loaded, separated by commas and surrounded by { and }.  
The registers in the list must be in the range R0-R7, encoded in the "register\_list" field, and can optionally include the PC. If the PC is in the list, the "P" field is set to 1, otherwise this field defaults to 0.  
If the PC is in the list, the instruction must be either outside any IT block, or the last instruction in an IT block.

## Operation

```
if ConditionPassed() then
    EncodingSpecificOperations();
    address = R[13];
    for i = 0 to 14
        if registers<i> == '1' then
            R[i] = if UnalignedAllowed then MemU[address,4] else MemA[address,4];
            address = address + 4;
    if registers<15> == '1' then
        if UnalignedAllowed then
            if address<1:0> == '00' then
                LoadWritePC(MemU[address,4]);
            else
                UNPREDICTABLE;
        else
            LoadWritePC(MemA[address,4]);
    if registers<13> == '0' then R[13] = R[13] + 4*BitCount(registers);
    if registers<13> == '1' then R[13] = bits(32) UNKNOWN;
```

Internal version only: isa v01\_31, pseudocode v2024-03\_rel ; Build timestamp: 2024-03-25T10:05

Copyright © 2010-2024 Arm Limited or its affiliates. All rights reserved. This document is Non-Confidential.

# POP (multiple registers)

Pop Multiple Registers from Stack loads multiple general-purpose registers from the stack, loading from consecutive memory locations starting at the address in SP, and updates SP to point just above the loaded data.

This is an alias of [LDM, LDMIA, LDMFD](#). This means:

- The encodings in this description are named to match the encodings of [LDM, LDMIA, LDMFD](#).
  - The description of [LDM, LDMIA, LDMFD](#) gives the operational pseudocode, any CONSTRAINED UNPREDICTABLE behavior, and any operational information for this instruction.
- It has encodings from the following instruction sets: A32 ( [A1](#) ) and T32 ( [T2](#) ).

## A1

31	30	29	28	27	26	25	24	23	22	21	20	19	18	17	16	15	14	13	12	11	10	9	8	7	6	5	4	3	2	1	0
!= 1111				1	0	0	0	1	0	1	1	1	1	0	1	register_list															
cond				W				Rn																							

## A1

```
POP{<c>}{<q>} <registers>
```

is equivalent to

```
LDM{<c>}{<q>} SP!, <registers>
```

and is the preferred disassembly when `BitCount(register_list) > 1`.

## T2

15	14	13	12	11	10	9	8	7	6	5	4	3	2	1	0	15	14	13	12	11	10	9	8	7	6	5	4	3	2	1	0
1	1	1	0	1	0	0	0	1	0	1	1	1	1	0	1	P	M	register_list													
				W				Rn																							

## T2

```
POP{<c>}.W <registers> // (All registers in R0-R7, PC)
```

```
POP{<c>}{<q>} <registers>
```

is equivalent to

```
LDM{<c>}{<q>} SP!, <registers>
```

and is the preferred disassembly when `BitCount(P:M:register_list) > 1`.

## Assembler Symbols

- <c>

See [Standard assembler syntax fields](#).
- <q>

See [Standard assembler syntax fields](#).
- <registers>

For encoding A1: is a list of two or more registers to be loaded, separated by commas and surrounded by { and }. The lowest-numbered register is loaded from the lowest memory address, through to the highest-numbered register from the highest memory address. See also [Encoding of lists of general-purpose registers and the PC](#).

If the SP is in the list, the value of the SP after such an instruction is UNKNOWN.

The PC can be in the list. If it is, the instruction branches to the address loaded to the PC. This is an interworking branch, see [Pseudocode description of operations on the AArch32 general-purpose registers and the PC](#).

Arm deprecates the use of this instruction with both the LR and the PC in the list.

For encoding T2: is a list of two or more registers to be loaded, separated by commas and surrounded by { and }. The lowest-numbered register is loaded from the lowest memory address, through to the highest-numbered register from the highest memory address. See also [Encoding of lists of general-purpose registers and the PC](#).

The registers in the list must be in the range R0-R12, encoded in the "register\_list" field, and can optionally contain one of the LR or the PC. If the LR is in the list, the "M" field is set to 1, otherwise it defaults to 0. If the PC is in the list, the "P" field is set to 1, otherwise it defaults to 0.

The PC can be in the list. If it is, the instruction branches to the address loaded to the PC. This is an interworking branch, see *Pseudocode description of operations on the AArch32 general-purpose registers and the PC*. If the PC is in the list:

- The LR must not be in the list.
- The instruction must be either outside any IT block, or the last instruction in an IT block.

## Operation

The description of [LDM](#), [LDMIA](#), [LDMFD](#) gives the operational pseudocode for this instruction.

Internal version only: isa v01\_31, pseudocode v2024-03\_rel ; Build timestamp: 2024-03-25T10:05

Copyright © 2010-2024 Arm Limited or its affiliates. All rights reserved. This document is Non-Confidential.

POP (single register)

Pop Single Register from Stack loads a single general-purpose register from the stack, loading from the address in SP, and updates SP to point just above the loaded data.

This is an alias of [LDR \(immediate\)](#). This means:

- The encodings in this description are named to match the encodings of [LDR \(immediate\)](#).
  - The description of [LDR \(immediate\)](#) gives the operational pseudocode, any CONSTRAINED UNPREDICTABLE behavior, and any operational information for this instruction.
- It has encodings from the following instruction sets: A32 ( [A1](#) ) and T32 ( [T4](#) ).

A1

31	30	29	28	27	26	25	24	23	22	21	20	19	18	17	16	15	14	13	12	11	10	9	8	7	6	5	4	3	2	1	0
!= 1111				0	1	0	0	1	0	0	1	1	1	0	1	Rt				0	0	0	0	0	0	0	0	0	1	0	0
cond				P		U	W		Rn				imm12																		

Post-indexed

POP{<c>}{<q>} <single\_register\_list>

is equivalent to

LDR{<c>}{<q>} <Rt>, [SP], #4

and is always the preferred disassembly.

T4

15	14	13	12	11	10	9	8	7	6	5	4	3	2	1	0	15	14	13	12	11	10	9	8	7	6	5	4	3	2	1	0
1	1	1	1	1	0	0	0	0	1	0	1	1	1	0	1	Rt				1	0	1	1	0	0	0	0	0	1	0	0
Rn												P			U	W	imm8														

Post-indexed

POP{<c>}{<q>} <single\_register\_list>

is equivalent to

LDR{<c>}{<q>} <Rt>, [SP], #4

and is always the preferred disassembly.

Assembler Symbols

- <c>

See [Standard assembler syntax fields](#).
- <q>

See [Standard assembler syntax fields](#).
- <single\_register\_list>

Is the general-purpose register <Rt> to be loaded surrounded by { and }.
- <Rt>

For encoding A1: is the general-purpose register to be transferred, encoded in the "Rt" field. The PC can be used. If the PC is used, the instruction branches to the address (data) loaded to the PC. This is an interworking branch, see [Pseudocode description of operations on the AArch32 general-purpose registers and the PC](#).

For encoding T4: is the general-purpose register to be transferred, encoded in the "Rt" field. The PC can be used, provided the instruction is either outside an IT block or the last instruction of an IT block. If the PC is used, the instruction branches to the address (data) loaded to the PC. This is an interworking branch, see [Pseudocode description of operations on the AArch32 general-purpose registers and the PC](#).

Operation

The description of [LDR \(immediate\)](#) gives the operational pseudocode for this instruction.





PSSBB

Physical Speculative Store Bypass Barrier is a memory barrier that prevents speculative loads from bypassing earlier stores to the same physical address under certain conditions. For more information and details of the semantics, see *Physical Speculative Store Bypass Barrier (PSSBB)*. It has encodings from the following instruction sets: A32 ( [A1](#) ) and T32 ( [T1](#) ) .

A1

31	30	29	28	27	26	25	24	23	22	21	20	19	18	17	16	15	14	13	12	11	10	9	8	7	6	5	4	3	2	1	0
1	1	1	1	0	1	0	1	0	1	1	1	(1)	(1)	(1)	(1)	(1)	(1)	(1)	(1)	(0)	(0)	(0)	(0)	0	1	0	0	0	1	0	0

A1

```
PSSBB{<q>}

// No additional decoding required
```

T1

15	14	13	12	11	10	9	8	7	6	5	4	3	2	1	0	15	14	13	12	11	10	9	8	7	6	5	4	3	2	1	0
1	1	1	1	0	0	1	1	1	0	1	1	(1)	(1)	(1)	(1)	1	0	(0)	0	(1)	(1)	(1)	(1)	0	1	0	0	0	1	0	0

T1

```
PSSBB{<q>}

if InITBlock() then UNPREDICTABLE;
```

Assembler Symbols

<q> See *Standard assembler syntax fields*.

Operation

```
if ConditionPassed() then
    EncodingSpecificOperations();
    SpeculativeStoreBypassBarrierToPA();
```

# PUSH

Push Multiple Registers to Stack stores multiple general-purpose registers to the stack, storing to consecutive memory locations ending just below the address in SP, and updates SP to point to the start of the stored data.

The lowest-numbered register is stored to the lowest memory address, through to the highest-numbered register to the highest memory address. See also [Encoding of lists of general-purpose registers and the PC](#).

## T1

15	14	13	12	11	10	9	8	7	6	5	4	3	2	1	0
1	0	1	1	0	1	0	M	register_list							

## T1

```
PUSH{<c>}{<q>} <registers> // (Preferred syntax)

STMDB{<c>}{<q>} SP!, <registers> // (Alternate syntax)

constant registers = '0':M:'000000':register_list;  constant UnalignedAllowed = FALSE;
if BitCount(registers) < 1 then UNPREDICTABLE;
```

## CONSTRAINED UNPREDICTABLE behavior

If `BitCount(registers) < 1`, then one of the following behaviors must occur:

- The instruction is UNDEFINED.
- The instruction executes as NOP.
- The instruction targets an unspecified set of registers. These registers might include R15. If the instruction specifies writeback, the modification to the base address on writeback might differ from the number of registers loaded.

For more information about the CONSTRAINED UNPREDICTABLE behavior of this instruction, see [Architectural Constraints on UNPREDICTABLE behaviors](#).

## Assembler Symbols

<c>	See <a href="#">Standard assembler syntax fields</a> .
<q>	See <a href="#">Standard assembler syntax fields</a> .
<registers>	Is a list of one or more registers to be stored, separated by commas and surrounded by { and }. The registers in the list must be in the range R0-R7, encoded in the "register_list" field, and can optionally include the LR. If the LR is in the list, the "M" field is set to 1, otherwise this field defaults to 0.

## Operation

```
if ConditionPassed() then
    EncodingSpecificOperations();
    address = R[13] - 4*BitCount(registers);
    for i = 0 to 14
        if registers<i> == '1' then
            if i == 13 && i != LowestSetBit(registers) then // Only possible for encoding A1
                MemA[address,4] = bits(32) UNKNOWN;
            else
                if UnalignedAllowed then
                    MemU[address,4] = R[i];
                else
                    MemA[address,4] = R[i];
                address = address + 4;
    if registers<15> == '1' then // Only possible for encoding A1 or A2
        if UnalignedAllowed then
            MemU[address,4] = PCStoreValue();
        else
            MemA[address,4] = PCStoreValue();
    R[13] = R[13] - 4*BitCount(registers);
```



# PUSH (multiple registers)

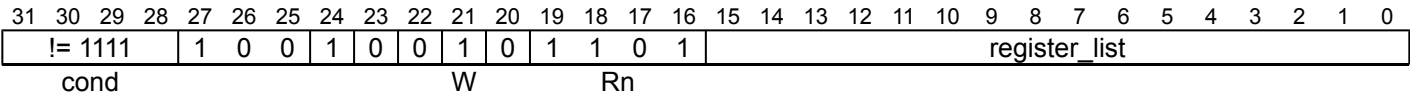
Push multiple registers to Stack stores multiple general-purpose registers to the stack, storing to consecutive memory locations ending just below the address in SP, and updates SP to point to the start of the stored data.

This is an alias of [STMDB, STMFD](#). This means:

- The encodings in this description are named to match the encodings of [STMDB, STMFD](#).
- The description of [STMDB, STMFD](#) gives the operational pseudocode, any CONSTRAINED UNPREDICTABLE behavior, and any operational information for this instruction.

It has encodings from the following instruction sets: A32 ( [A1](#) ) and T32 ( [T1](#) ).

## A1



## A1

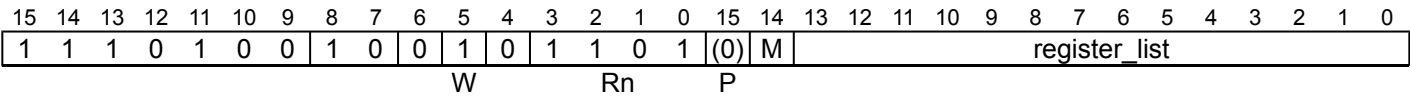
PUSH{<c>}{<q>} <registers>

is equivalent to

STMDB{<c>}{<q>} SP!, <registers>

and is the preferred disassembly when BitCount(register\_list) > 1.

## T1



## T1

PUSH{<c>}.W <registers> // (All registers in R0-R7, LR)

PUSH{<c>}{<q>} <registers>

is equivalent to

STMDB{<c>}{<q>} SP!, <registers>

and is the preferred disassembly when BitCount(M:register\_list) > 1.

## Assembler Symbols

- <c> See [Standard assembler syntax fields](#).
- <q> See [Standard assembler syntax fields](#).
- <registers> For encoding A1: is a list of two or more registers to be stored, separated by commas and surrounded by { and }. The lowest-numbered register is stored to the lowest memory address, through to the highest-numbered register to the highest memory address. See also [Encoding of lists of general-purpose registers and the PC](#).  
The SP and PC can be in the list. However:
  - Arm deprecates the use of instructions that include the PC in the list.
  - If the SP is in the list, and it is not the lowest-numbered register in the list, the instruction stores an UNKNOWN value for the SP.  
For encoding T1: is a list of one or more registers to be stored, separated by commas and surrounded by { and }. The lowest-numbered register is stored to the lowest memory address, through to the highest-numbered register to the highest memory address. See also [Encoding of lists of general-purpose registers and the PC](#).

The registers in the list must be in the range R0-R12, encoded in the "register\_list" field, and can optionally contain the LR. If the LR is in the list, the "M" field is set to 1, otherwise it defaults to 0.

## Operation

The description of [STMDB, STMFD](#) gives the operational pseudocode for this instruction.

Internal version only: isa v01\_31, pseudocode v2024-03\_rel ; Build timestamp: 2024-03-25T10:05

Copyright © 2010-2024 Arm Limited or its affiliates. All rights reserved. This document is Non-Confidential.

PUSH (single register)

Push Single Register to Stack stores a single general-purpose register to the stack, storing to the 32-bit word below the address in SP, and updates SP to point to the start of the stored data.

This is an alias of [STR \(immediate\)](#). This means:

- The encodings in this description are named to match the encodings of [STR \(immediate\)](#).
  - The description of [STR \(immediate\)](#) gives the operational pseudocode, any CONSTRAINED UNPREDICTABLE behavior, and any operational information for this instruction.
- It has encodings from the following instruction sets: A32 ( [A1](#) ) and T32 ( [T4](#) ).

A1

31	30	29	28	27	26	25	24	23	22	21	20	19	18	17	16	15	14	13	12	11	10	9	8	7	6	5	4	3	2	1	0
!= 1111				0	1	0	1	0	0	1	0	1	1	0	1	Rt				0	0	0	0	0	0	0	0	0	1	0	0
cond				P		U	W		Rn				imm12																		

Pre-indexed

`PUSH{<c>}{<q>} <single_register_list>`

is equivalent to

`STR{<c>}{<q>} <Rt>, [SP, #-4]!`

and is always the preferred disassembly.

T4

15	14	13	12	11	10	9	8	7	6	5	4	3	2	1	0	15	14	13	12	11	10	9	8	7	6	5	4	3	2	1	0
1	1	1	1	1	0	0	0	0	1	0	0	1	1	0	1	Rt				1	1	0	1	0	0	0	0	0	1	0	0
Rn												P			U	W	imm8														

Pre-indexed

`PUSH{<c>}{<q>} <single_register_list> // (Standard syntax)`

is equivalent to

`STR{<c>}{<q>} <Rt>, [SP, #-4]!`

and is always the preferred disassembly.

Assembler Symbols

- <c>

See [Standard assembler syntax fields](#).
- <q>

See [Standard assembler syntax fields](#).
- <single\_register\_list>

Is the general-purpose register <Rt> to be stored surrounded by { and }.
- <Rt>

For encoding A1: is the general-purpose register to be transferred, encoded in the "Rt" field. The PC can be used, but this is deprecated.  
For encoding T4: is the general-purpose register to be transferred, encoded in the "Rt" field.

Operation

The description of [STR \(immediate\)](#) gives the operational pseudocode for this instruction.



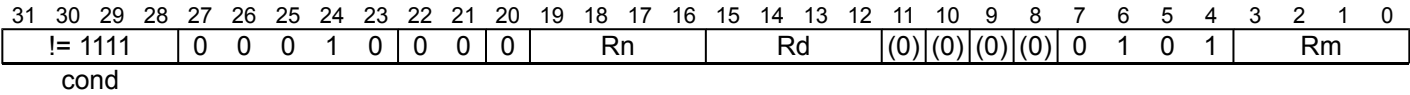


QADD

Saturating Add adds two register values, saturates the result to the 32-bit signed integer range  $-2^{31}$  to  $(2^{31} - 1)$ , and writes the result to the destination register. If saturation occurs, it sets *PSTATE.Q* to 1.

It has encodings from the following instruction sets: A32 ( [A1](#) ) and T32 ( [T1](#) ).

A1

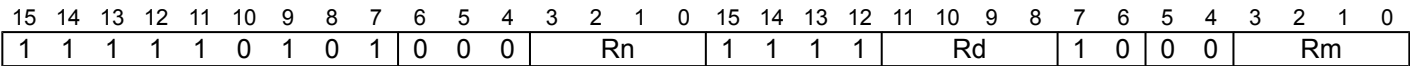


A1

```
QADD{<c>}{<q>} {<Rd>,} <Rm>, <Rn>

constant d = UInt(Rd);  constant n = UInt(Rn);  constant m = UInt(Rm);
if d == 15 || n == 15 || m == 15 then UNPREDICTABLE;
```

T1



T1

```
QADD{<c>}{<q>} {<Rd>,} <Rm>, <Rn>

constant d = UInt(Rd);  constant n = UInt(Rn);  constant m = UInt(Rm);
// Armv8-A removes UNPREDICTABLE for R13
if d == 15 || n == 15 || m == 15 then UNPREDICTABLE;
```

For more information about the CONSTRAINED UNPREDICTABLE behavior of this instruction, see *Architectural Constraints on UNPREDICTABLE behaviors*.

Assembler Symbols

- <c> See *Standard assembler syntax fields*.
- <q> See *Standard assembler syntax fields*.
- <Rd> Is the general-purpose destination register, encoded in the "Rd" field.
- <Rm> Is the first general-purpose source register, encoded in the "Rm" field.
- <Rn> Is the second general-purpose source register, encoded in the "Rn" field.

Operation

```
if ConditionPassed() then
    EncodingSpecificOperations();
    boolean sat;
    (R[d], sat) = SignedSatQ(SInt(R[m]) + SInt(R[n]), 32);
    if sat then
        PSTATE.Q = '1';
```

QADD16

Saturating Add 16 performs two 16-bit integer additions, saturates the results to the 16-bit signed integer range  $-2^{15} \leq x \leq 2^{15} - 1$ , and writes the results to the destination register.

It has encodings from the following instruction sets: A32 ( [A1](#) ) and T32 ( [T1](#) ).

A1

31	30	29	28	27	26	25	24	23	22	21	20	19	18	17	16	15	14	13	12	11	10	9	8	7	6	5	4	3	2	1	0
!= 1111				0	1	1	0	0	0	1	0	Rn				Rd				(1)	(1)	(1)	(1)	0	0	0	1	Rm			
cond																															

A1

```
QADD16{<c>}{<q>} {<Rd>}, <Rn>, <Rm>

constant d = UInt(Rd);  constant n = UInt(Rn);  constant m = UInt(Rm);
if d == 15 || n == 15 || m == 15 then UNPREDICTABLE;
```

T1

15	14	13	12	11	10	9	8	7	6	5	4	3	2	1	0	15	14	13	12	11	10	9	8	7	6	5	4	3	2	1	0
1	1	1	1	1	0	1	0	1	0	0	1	Rn				1	1	1	1	Rd				0	0	0	1	Rm			

T1

```
QADD16{<c>}{<q>} {<Rd>}, <Rn>, <Rm>

constant d = UInt(Rd);  constant n = UInt(Rn);  constant m = UInt(Rm);
// Armv8-A removes UNPREDICTABLE for R13
if d == 15 || n == 15 || m == 15 then UNPREDICTABLE;
```

For more information about the CONSTRAINED UNPREDICTABLE behavior of this instruction, see [Architectural Constraints on UNPREDICTABLE behaviors](#).

Assembler Symbols

- <c> See [Standard assembler syntax fields](#).
- <q> See [Standard assembler syntax fields](#).
- <Rd> Is the general-purpose destination register, encoded in the "Rd" field.
- <Rn> Is the first general-purpose source register, encoded in the "Rn" field.
- <Rm> Is the second general-purpose source register, encoded in the "Rm" field.

Operation

```
if ConditionPassed() then
    EncodingSpecificOperations();
    constant sum1 = SInt(R[n]<15:0>) + SInt(R[m]<15:0>);
    constant sum2 = SInt(R[n]<31:16>) + SInt(R[m]<31:16>);
    R[d]<15:0> = SignedSat(sum1, 16);
    R[d]<31:16> = SignedSat(sum2, 16);
```

QADD8

Saturating Add 8 performs four 8-bit integer additions, saturates the results to the 8-bit signed integer range  $-2^7 \leq x \leq 2^7 - 1$ , and writes the results to the destination register.

It has encodings from the following instruction sets: A32 ( [A1](#) ) and T32 ( [T1](#) ).

A1

31	30	29	28	27	26	25	24	23	22	21	20	19	18	17	16	15	14	13	12	11	10	9	8	7	6	5	4	3	2	1	0
!= 1111				0	1	1	0	0	0	1	0	Rn				Rd				(1)	(1)	(1)	(1)	1	0	0	1	Rm			
cond																															

A1

```
QADD8{<c>}{<q>} {<Rd>}, <Rn>, <Rm>

constant d = UInt(Rd); constant n = UInt(Rn); constant m = UInt(Rm);
if d == 15 || n == 15 || m == 15 then UNPREDICTABLE;
```

T1

15	14	13	12	11	10	9	8	7	6	5	4	3	2	1	0	15	14	13	12	11	10	9	8	7	6	5	4	3	2	1	0
1	1	1	1	1	0	1	0	1	0	0	0	Rn				1	1	1	1	Rd				0	0	0	1	Rm			

T1

```
QADD8{<c>}{<q>} {<Rd>}, <Rn>, <Rm>

constant d = UInt(Rd); constant n = UInt(Rn); constant m = UInt(Rm);
// Armv8-A removes UNPREDICTABLE for R13
if d == 15 || n == 15 || m == 15 then UNPREDICTABLE;
```

For more information about the CONSTRAINED UNPREDICTABLE behavior of this instruction, see [Architectural Constraints on UNPREDICTABLE behaviors](#).

Assembler Symbols

- <c> See [Standard assembler syntax fields](#).
- <q> See [Standard assembler syntax fields](#).
- <Rd> Is the general-purpose destination register, encoded in the "Rd" field.
- <Rn> Is the first general-purpose source register, encoded in the "Rn" field.
- <Rm> Is the second general-purpose source register, encoded in the "Rm" field.

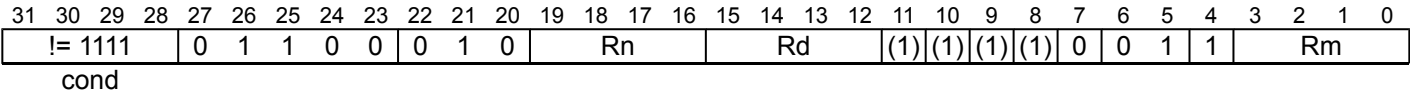
Operation

```
if ConditionPassed() then
    EncodingSpecificOperations();
    constant sum1 = SInt(R[n]<7:0>) + SInt(R[m]<7:0>);
    constant sum2 = SInt(R[n]<15:8>) + SInt(R[m]<15:8>);
    constant sum3 = SInt(R[n]<23:16>) + SInt(R[m]<23:16>);
    constant sum4 = SInt(R[n]<31:24>) + SInt(R[m]<31:24>);
    R[d]<7:0> = SignedSat(sum1, 8);
    R[d]<15:8> = SignedSat(sum2, 8);
    R[d]<23:16> = SignedSat(sum3, 8);
    R[d]<31:24> = SignedSat(sum4, 8);
```

QASX

Saturating Add and Subtract with Exchange exchanges the two halfwords of the second operand, performs one 16-bit integer addition and one 16-bit subtraction, saturates the results to the 16-bit signed integer range  $-2^{15} \leq x \leq 2^{15} - 1$ , and writes the results to the destination register. It has encodings from the following instruction sets: A32 ( [A1](#) ) and T32 ( [T1](#) ).

A1

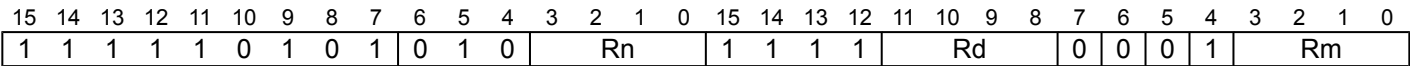


A1

```
QASX{<c>}{<q>}{<Rd>,<Rn>,<Rm>}

constant d = UInt(Rd);  constant n = UInt(Rn);  constant m = UInt(Rm);
if d == 15 || n == 15 || m == 15 then UNPREDICTABLE;
```

T1



T1

```
QASX{<c>}{<q>}{<Rd>,<Rn>,<Rm>}

constant d = UInt(Rd);  constant n = UInt(Rn);  constant m = UInt(Rm);
// Armv8-A removes UNPREDICTABLE for R13
if d == 15 || n == 15 || m == 15 then UNPREDICTABLE;
```

For more information about the CONSTRAINED UNPREDICTABLE behavior of this instruction, see [Architectural Constraints on UNPREDICTABLE behaviors](#).

Assembler Symbols

- <c> See [Standard assembler syntax fields](#).
- <q> See [Standard assembler syntax fields](#).
- <Rd> Is the general-purpose destination register, encoded in the "Rd" field.
- <Rn> Is the first general-purpose source register, encoded in the "Rn" field.
- <Rm> Is the second general-purpose source register, encoded in the "Rm" field.

Operation

```
if ConditionPassed() then
    EncodingSpecificOperations();
    constant diff = SInt(R[n]<15:0>) - SInt(R[m]<31:16>);
    constant sum  = SInt(R[n]<31:16>) + SInt(R[m]<15:0>);
    R[d]<15:0>    = SignedSat(diff, 16);
    R[d]<31:16>   = SignedSat(sum, 16);
```

QDADD

Saturating Double and Add adds a doubled register value to another register value, and writes the result to the destination register. Both the doubling and the addition have their results saturated to the 32-bit signed integer range  $-2^{31} \leq x \leq 2^{31} - 1$ . If saturation occurs in either operation, it sets *PSTATE.Q* to 1.

It has encodings from the following instruction sets: A32 ( [A1](#) ) and T32 ( [T1](#) ).

A1

31	30	29	28	27	26	25	24	23	22	21	20	19	18	17	16	15	14	13	12	11	10	9	8	7	6	5	4	3	2	1	0
!= 1111				0	0	0	1	0	1	0	0	Rn				Rd				(0)	(0)	(0)	(0)	0	1	0	1	Rm			
cond																															

A1

```
QDADD{<c>}{<q>} {<Rd>}, <Rm>, <Rn>

constant d = UInt(Rd);  constant n = UInt(Rn);  constant m = UInt(Rm);
if d == 15 || n == 15 || m == 15 then UNPREDICTABLE;
```

T1

15	14	13	12	11	10	9	8	7	6	5	4	3	2	1	0	15	14	13	12	11	10	9	8	7	6	5	4	3	2	1	0
1	1	1	1	1	0	1	0	1	0	0	0	Rn				1	1	1	1	Rd				1	0	0	1	Rm			

T1

```
QDADD{<c>}{<q>} {<Rd>}, <Rm>, <Rn>

constant d = UInt(Rd);  constant n = UInt(Rn);  constant m = UInt(Rm);
// Armv8-A removes UNPREDICTABLE for R13
if d == 15 || n == 15 || m == 15 then UNPREDICTABLE;
```

For more information about the CONSTRAINED UNPREDICTABLE behavior of this instruction, see *Architectural Constraints on UNPREDICTABLE behaviors*.

Assembler Symbols

- <c> See *Standard assembler syntax fields*.
- <q> See *Standard assembler syntax fields*.
- <Rd> Is the general-purpose destination register, encoded in the "Rd" field.
- <Rm> Is the first general-purpose source register, encoded in the "Rm" field.
- <Rn> Is the second general-purpose source register, encoded in the "Rn" field.

Operation

```
if ConditionPassed() then
    EncodingSpecificOperations();
    constant (doubled, sat1) = SignedSatQ(2 * SInt(R[n]), 32);
    boolean sat2;
    (R[d], sat2) = SignedSatQ(SInt(R[m]) + SInt(doubled), 32);
    if sat1 || sat2 then
        PSTATE.Q = '1';
```

QDSUB

Saturating Double and Subtract subtracts a doubled register value from another register value, and writes the result to the destination register. Both the doubling and the subtraction have their results saturated to the 32-bit signed integer range  $-2^{31} \leq x \leq 2^{31} - 1$ . If saturation occurs in either operation, it sets *PSTATE.Q* to 1.

It has encodings from the following instruction sets: A32 ( [A1](#) ) and T32 ( [T1](#) ).

A1

31	30	29	28	27	26	25	24	23	22	21	20	19	18	17	16	15	14	13	12	11	10	9	8	7	6	5	4	3	2	1	0
!= 1111				0	0	0	1	0	1	1	0	Rn				Rd				(0)	(0)	(0)	(0)	0	1	0	1	Rm			
cond																															

A1

```
QDSUB{<c>}{<q>} {<Rd>,} <Rm>, <Rn>

constant d = UInt(Rd);  constant n = UInt(Rn);  constant m = UInt(Rm);
if d == 15 || n == 15 || m == 15 then UNPREDICTABLE;
```

T1

15	14	13	12	11	10	9	8	7	6	5	4	3	2	1	0	15	14	13	12	11	10	9	8	7	6	5	4	3	2	1	0
1	1	1	1	1	0	1	0	1	0	0	0	Rn				1	1	1	1	Rd				1	0	1	1	Rm			

T1

```
QDSUB{<c>}{<q>} {<Rd>,} <Rm>, <Rn>

constant d = UInt(Rd);  constant n = UInt(Rn);  constant m = UInt(Rm);
// Armv8-A removes UNPREDICTABLE for R13
if d == 15 || n == 15 || m == 15 then UNPREDICTABLE;
```

For more information about the CONSTRAINED UNPREDICTABLE behavior of this instruction, see *Architectural Constraints on UNPREDICTABLE behaviors*.

Assembler Symbols

- <c> See *Standard assembler syntax fields*.
- <q> See *Standard assembler syntax fields*.
- <Rd> Is the general-purpose destination register, encoded in the "Rd" field.
- <Rm> Is the first general-purpose source register, encoded in the "Rm" field.
- <Rn> Is the second general-purpose source register, encoded in the "Rn" field.

Operation

```
if ConditionPassed() then
    EncodingSpecificOperations();
    constant (doubled, sat1) = SignedSatQ(2 * SInt(R[n]), 32);
    boolean sat2;
    (R[d], sat2) = SignedSatQ(SInt(R[m]) - SInt(doubled), 32);
    if sat1 || sat2 then
        PSTATE.Q = '1';
```

QSAX

Saturating Subtract and Add with Exchange exchanges the two halfwords of the second operand, performs one 16-bit integer subtraction and one 16-bit addition, saturates the results to the 16-bit signed integer range  $-2^{15} \leq x \leq 2^{15} - 1$ , and writes the results to the destination register. It has encodings from the following instruction sets: A32 ( [A1](#) ) and T32 ( [T1](#) ).

A1

31	30	29	28	27	26	25	24	23	22	21	20	19	18	17	16	15	14	13	12	11	10	9	8	7	6	5	4	3	2	1	0
!= 1111				0	1	1	0	0	0	1	0	Rn				Rd				(1)	(1)	(1)	(1)	0	1	0	1	Rm			
cond																															

A1

```
QSAX{<c>}{<q>} {<Rd>}, <Rn>, <Rm>

constant d = UInt(Rd);  constant n = UInt(Rn);  constant m = UInt(Rm);
if d == 15 || n == 15 || m == 15 then UNPREDICTABLE;
```

T1

15	14	13	12	11	10	9	8	7	6	5	4	3	2	1	0	15	14	13	12	11	10	9	8	7	6	5	4	3	2	1	0
1	1	1	1	1	0	1	0	1	1	1	0	Rn				1	1	1	1	Rd				0	0	0	1	Rm			

T1

```
QSAX{<c>}{<q>} {<Rd>}, <Rn>, <Rm>

constant d = UInt(Rd);  constant n = UInt(Rn);  constant m = UInt(Rm);
// Armv8-A removes UNPREDICTABLE for R13
if d == 15 || n == 15 || m == 15 then UNPREDICTABLE;
```

For more information about the CONSTRAINED UNPREDICTABLE behavior of this instruction, see [Architectural Constraints on UNPREDICTABLE behaviors](#).

Assembler Symbols

- <c> See [Standard assembler syntax fields](#).
- <q> See [Standard assembler syntax fields](#).
- <Rd> Is the general-purpose destination register, encoded in the "Rd" field.
- <Rn> Is the first general-purpose source register, encoded in the "Rn" field.
- <Rm> Is the second general-purpose source register, encoded in the "Rm" field.

Operation

```
if ConditionPassed() then
    EncodingSpecificOperations();
    constant sum  = SInt(R[n]<15:0>) + SInt(R[m]<31:16>);
    constant diff = SInt(R[n]<31:16>) - SInt(R[m]<15:0>);
    R[d]<15:0>    = SignedSat(sum, 16);
    R[d]<31:16>   = SignedSat(diff, 16);
```

QSUB

Saturating Subtract subtracts one register value from another register value, saturates the result to the 32-bit signed integer range  $-2^{31} \leq x \leq 2^{31} - 1$ , and writes the result to the destination register. If saturation occurs, it sets *PSTATE.Q* to 1. It has encodings from the following instruction sets: A32 ( [A1](#) ) and T32 ( [T1](#) ).

A1

31	30	29	28	27	26	25	24	23	22	21	20	19	18	17	16	15	14	13	12	11	10	9	8	7	6	5	4	3	2	1	0
!= 1111				0	0	0	1	0	0	1	0	Rn				Rd				(0)	(0)	(0)	(0)	0	1	0	1	Rm			
cond																															

A1

```
QSUB{<c>}{<q>} {<Rd>}, <Rm>, <Rn>

constant d = UInt(Rd);  constant n = UInt(Rn);  constant m = UInt(Rm);
if d == 15 || n == 15 || m == 15 then UNPREDICTABLE;
```

T1

15	14	13	12	11	10	9	8	7	6	5	4	3	2	1	0	15	14	13	12	11	10	9	8	7	6	5	4	3	2	1	0
1	1	1	1	1	0	1	0	1	0	0	0	Rn				1	1	1	1	Rd				1	0	1	0	Rm			

T1

```
QSUB{<c>}{<q>} {<Rd>}, <Rm>, <Rn>

constant d = UInt(Rd);  constant n = UInt(Rn);  constant m = UInt(Rm);
// Armv8-A removes UNPREDICTABLE for R13
if d == 15 || n == 15 || m == 15 then UNPREDICTABLE;
```

For more information about the CONSTRAINED UNPREDICTABLE behavior of this instruction, see *Architectural Constraints on UNPREDICTABLE behaviors*.

Assembler Symbols

- <c> See *Standard assembler syntax fields*.
- <q> See *Standard assembler syntax fields*.
- <Rd> Is the general-purpose destination register, encoded in the "Rd" field.
- <Rm> Is the first general-purpose source register, encoded in the "Rm" field.
- <Rn> Is the second general-purpose source register, encoded in the "Rn" field.

Operation

```
if ConditionPassed() then
    EncodingSpecificOperations();
    boolean sat;
    (R[d], sat) = SignedSatQ(SInt(R[m]) - SInt(R[n]), 32);
    if sat then
        PSTATE.Q = '1';
```



QSUB16

Saturating Subtract 16 performs two 16-bit integer subtractions, saturates the results to the 16-bit signed integer range  $-2^{15} \leq x \leq 2^{15} - 1$ , and writes the results to the destination register.

It has encodings from the following instruction sets: A32 ( [A1](#) ) and T32 ( [T1](#) ).

A1

31	30	29	28	27	26	25	24	23	22	21	20	19	18	17	16	15	14	13	12	11	10	9	8	7	6	5	4	3	2	1	0
!= 1111				0	1	1	0	0	0	1	0	Rn				Rd				(1)	(1)	(1)	(1)	0	1	1	1	Rm			
cond																															

A1

```
QSUB16{<c>}{<q>} {<Rd>}, {<Rn>, <Rm>}

constant d = UInt(Rd); constant n = UInt(Rn); constant m = UInt(Rm);
if d == 15 || n == 15 || m == 15 then UNPREDICTABLE;
```

T1

15	14	13	12	11	10	9	8	7	6	5	4	3	2	1	0	15	14	13	12	11	10	9	8	7	6	5	4	3	2	1	0
1	1	1	1	1	0	1	0	1	1	0	1	Rn				1	1	1	1	Rd				0	0	0	1	Rm			

T1

```
QSUB16{<c>}{<q>} {<Rd>}, {<Rn>, <Rm>}

constant d = UInt(Rd); constant n = UInt(Rn); constant m = UInt(Rm);
// Armv8-A removes UNPREDICTABLE for R13
if d == 15 || n == 15 || m == 15 then UNPREDICTABLE;
```

For more information about the CONSTRAINED UNPREDICTABLE behavior of this instruction, see [Architectural Constraints on UNPREDICTABLE behaviors](#).

Assembler Symbols

- <c> See [Standard assembler syntax fields](#).
- <q> See [Standard assembler syntax fields](#).
- <Rd> Is the general-purpose destination register, encoded in the "Rd" field.
- <Rn> Is the first general-purpose source register, encoded in the "Rn" field.
- <Rm> Is the second general-purpose source register, encoded in the "Rm" field.

Operation

```
if ConditionPassed() then
    EncodingSpecificOperations();
    constant diff1 = SInt(R[n]<15:0>) - SInt(R[m]<15:0>);
    constant diff2 = SInt(R[n]<31:16>) - SInt(R[m]<31:16>);
    R[d]<15:0> = SignedSat(diff1, 16);
    R[d]<31:16> = SignedSat(diff2, 16);
```

QSUB8

Saturating Subtract 8 performs four 8-bit integer subtractions, saturates the results to the 8-bit signed integer range  $-2^7 \leq x \leq 2^7 - 1$ , and writes the results to the destination register.

It has encodings from the following instruction sets: A32 ( [A1](#) ) and T32 ( [T1](#) ).

A1

31	30	29	28	27	26	25	24	23	22	21	20	19	18	17	16	15	14	13	12	11	10	9	8	7	6	5	4	3	2	1	0
!= 1111				0	1	1	0	0	0	1	0	Rn				Rd				(1)	(1)	(1)	(1)	1	1	1	1	Rm			
cond																															

A1

```
QSUB8{<c>}{<q>} {<Rd>}, <Rn>, <Rm>

constant d = UInt(Rd); constant n = UInt(Rn); constant m = UInt(Rm);
if d == 15 || n == 15 || m == 15 then UNPREDICTABLE;
```

T1

15	14	13	12	11	10	9	8	7	6	5	4	3	2	1	0	15	14	13	12	11	10	9	8	7	6	5	4	3	2	1	0
1	1	1	1	1	0	1	0	1	1	0	0	Rn				1	1	1	1	Rd				0	0	0	1	Rm			

T1

```
QSUB8{<c>}{<q>} {<Rd>}, <Rn>, <Rm>

constant d = UInt(Rd); constant n = UInt(Rn); constant m = UInt(Rm);
// Armv8-A removes UNPREDICTABLE for R13
if d == 15 || n == 15 || m == 15 then UNPREDICTABLE;
```

For more information about the CONSTRAINED UNPREDICTABLE behavior of this instruction, see [Architectural Constraints on UNPREDICTABLE behaviors](#).

Assembler Symbols

- <c> See [Standard assembler syntax fields](#).
- <q> See [Standard assembler syntax fields](#).
- <Rd> Is the general-purpose destination register, encoded in the "Rd" field.
- <Rn> Is the first general-purpose source register, encoded in the "Rn" field.
- <Rm> Is the second general-purpose source register, encoded in the "Rm" field.

Operation

```
if ConditionPassed() then
    EncodingSpecificOperations();
    constant diff1 = SInt(R[n]<7:0>) - SInt(R[m]<7:0>);
    constant diff2 = SInt(R[n]<15:8>) - SInt(R[m]<15:8>);
    constant diff3 = SInt(R[n]<23:16>) - SInt(R[m]<23:16>);
    constant diff4 = SInt(R[n]<31:24>) - SInt(R[m]<31:24>);
    R[d]<7:0> = SignedSat(diff1, 8);
    R[d]<15:8> = SignedSat(diff2, 8);
    R[d]<23:16> = SignedSat(diff3, 8);
    R[d]<31:24> = SignedSat(diff4, 8);
```

# RBIT

Reverse Bits reverses the bit order in a 32-bit register.  
It has encodings from the following instruction sets: A32 ( [A1](#) ) and T32 ( [T1](#) ).

## A1

31	30	29	28	27	26	25	24	23	22	21	20	19	18	17	16	15	14	13	12	11	10	9	8	7	6	5	4	3	2	1	0
!= 1111				0	1	1	0	1	1	1	1	(1)	(1)	(1)	(1)	Rd				(1)	(1)	(1)	(1)	0	0	1	1	Rm			
cond																															

## A1

```
RBIT{<c>}{<q>} <Rd>, <Rm>

constant d = UInt(Rd);  constant m = UInt(Rm);
if d == 15 || m == 15 then UNPREDICTABLE;
```

## T1

15	14	13	12	11	10	9	8	7	6	5	4	3	2	1	0	15	14	13	12	11	10	9	8	7	6	5	4	3	2	1	0
1	1	1	1	1	0	1	0	1	0	0	1	Rn				1	1	1	1	Rd				1	0	1	0	Rm			

## T1

```
RBIT{<c>}{<q>} <Rd>, <Rm>

constant d = UInt(Rd);  constant m = UInt(Rm);  constant n = UInt(Rn);
// Armv8-A removes UNPREDICTABLE for R13
if m != n || d == 15 || m == 15 then UNPREDICTABLE;
```

### CONSTRAINED UNPREDICTABLE behavior

- If `m != n`, then one of the following behaviors must occur:
- The instruction is UNDEFINED.
  - The instruction executes as NOP.
  - The instruction executes with the additional decode: `m = UInt(Rn)`.
  - The instruction executes with the additional decode: `m = UInt(Rm)`.
  - The value in the destination register is UNKNOWN.

For more information about the CONSTRAINED UNPREDICTABLE behavior of this instruction, see [Architectural Constraints on UNPREDICTABLE behaviors](#).

### Assembler Symbols

- <c> See [Standard assembler syntax fields](#).
- <q> See [Standard assembler syntax fields](#).
- <Rd> Is the general-purpose destination register, encoded in the "Rd" field.
- <Rm> For encoding A1: is the general-purpose source register, encoded in the "Rm" field.  
For encoding T1: is the general-purpose source register, encoded in the "Rm" field. It must be encoded with an identical value in the "Rn" field.

## Operation

```
if ConditionPassed() then
    EncodingSpecificOperations();
    bits(32) result;
    for i = 0 to 31
        result<31-i> = R[m]<i>;
    R[d] = result;
```

## Operational information

If CPSR.DIT is 1, this instruction has passed its condition execution check, and does not use R15 as either its source or destination:

- The execution time of this instruction is independent of:
  - The values of the data supplied in any of its registers.
  - The values of the NZCV flags.
- The response of this instruction to asynchronous exceptions does not vary based on:
  - The values of the data supplied in any of its registers.
  - The values of the NZCV flags.

Internal version only: isa v01\_31, pseudocode v2024-03\_rel ; Build timestamp: 2024-03-25T10:05

Copyright © 2010-2024 Arm Limited or its affiliates. All rights reserved. This document is Non-Confidential.

# REV

Byte-Reverse Word reverses the byte order in a 32-bit register.  
It has encodings from the following instruction sets: A32 ( [A1](#) ) and T32 ( [T1](#) and [T2](#) ).

## A1

31	30	29	28	27	26	25	24	23	22	21	20	19	18	17	16	15	14	13	12	11	10	9	8	7	6	5	4	3	2	1	0
!= 1111				0	1	1	0	1	0	1	1	(1)	(1)	(1)	(1)	Rd				(1)	(1)	(1)	(1)	0	0	1	1	Rm			
cond																															

## A1

```
REV{<c>}{<q>} <Rd>, <Rm>

constant d = UInt(Rd);  constant m = UInt(Rm);
if d == 15 || m == 15 then UNPREDICTABLE;
```

## T1

15	14	13	12	11	10	9	8	7	6	5	4	3	2	1	0
1	0	1	1	1	0	1	0	0	0	Rm				Rd	

## T1

```
REV{<c>}{<q>} <Rd>, <Rm>

constant d = UInt(Rd);  constant m = UInt(Rm);
```

## T2

15	14	13	12	11	10	9	8	7	6	5	4	3	2	1	0	15	14	13	12	11	10	9	8	7	6	5	4	3	2	1	0
1	1	1	1	1	0	1	0	1	0	0	1	Rn				1	1	1	1	Rd				1	0	0	0	Rm			

## T2

```
REV{<c>}.W <Rd>, <Rm> // (<Rd>, <Rm> can be represented in T1)

REV{<c>}{<q>} <Rd>, <Rm>

constant d = UInt(Rd);  constant m = UInt(Rm);  constant n = UInt(Rn);
// Armv8-A removes UNPREDICTABLE for R13
if m != n || d == 15 || m == 15 then UNPREDICTABLE;
```

## CONSTRAINED UNPREDICTABLE behavior

- If `m != n`, then one of the following behaviors must occur:
- The instruction is UNDEFINED.
  - The instruction executes as NOP.
  - The instruction executes with the additional decode: `m = UInt(Rn);`.
  - The instruction executes with the additional decode: `m = UInt(Rm);`.
  - The value in the destination register is UNKNOWN.

For more information about the CONSTRAINED UNPREDICTABLE behavior of this instruction, see [Architectural Constraints on UNPREDICTABLE behaviors](#).

## Assembler Symbols

<c> See [Standard assembler syntax fields](#).

<q>	See <i>Standard assembler syntax fields</i> .
<Rd>	Is the general-purpose destination register, encoded in the "Rd" field.
<Rm>	For encoding A1 and T1: is the general-purpose source register, encoded in the "Rm" field. For encoding T2: is the general-purpose source register, encoded in the "Rm" field. It must be encoded with an identical value in the "Rn" field.

## Operation

```
if ConditionPassed() then
    EncodingSpecificOperations();
    bits(32) result;
    result<31:24> = R[m]<7:0>;
    result<23:16> = R[m]<15:8>;
    result<15:8>  = R[m]<23:16>;
    result<7:0>   = R[m]<31:24>;
    R[d] = result;
```

## Operational information

If CPSR.DIT is 1, this instruction has passed its condition execution check, and does not use R15 as either its source or destination:

- The execution time of this instruction is independent of:
  - The values of the data supplied in any of its registers.
  - The values of the NZCV flags.
- The response of this instruction to asynchronous exceptions does not vary based on:
  - The values of the data supplied in any of its registers.
  - The values of the NZCV flags.

Internal version only: isa v01\_31, pseudocode v2024-03\_rel ; Build timestamp: 2024-03-25T10:05

Copyright © 2010-2024 Arm Limited or its affiliates. All rights reserved. This document is Non-Confidential.

REV16

Byte-Reverse Packed Halfword reverses the byte order in each 16-bit halfword of a 32-bit register. It has encodings from the following instruction sets: A32 ( [A1](#) ) and T32 ( [T1](#) and [T2](#) ).

A1

31	30	29	28	27	26	25	24	23	22	21	20	19	18	17	16	15	14	13	12	11	10	9	8	7	6	5	4	3	2	1	0
!= 1111				0	1	1	0	1	0	1	1	(1)	(1)	(1)	(1)	Rd				(1)	(1)	(1)	(1)	1	0	1	1	Rm			
cond																															

A1

```
REV16{<c>}{<q>} <Rd>, <Rm>

constant d = UInt(Rd);  constant m = UInt(Rm);
if d == 15 || m == 15 then UNPREDICTABLE;
```

T1

15	14	13	12	11	10	9	8	7	6	5	4	3	2	1	0
1	0	1	1	1	0	1	0	0	1	Rm			Rd		

T1

```
REV16{<c>}{<q>} <Rd>, <Rm>

constant d = UInt(Rd);  constant m = UInt(Rm);
```

T2

15	14	13	12	11	10	9	8	7	6	5	4	3	2	1	0	15	14	13	12	11	10	9	8	7	6	5	4	3	2	1	0
1	1	1	1	1	0	1	0	1	0	0	1	Rn			1	1	1	1	Rd			1	0	0	1	Rm					

T2

```
REV16{<c>}.W <Rd>, <Rm> // (<Rd>, <Rm> can be represented in T1)

REV16{<c>}{<q>} <Rd>, <Rm>

constant d = UInt(Rd);  constant m = UInt(Rm);  constant n = UInt(Rn);
// Armv8-A removes UNPREDICTABLE for R13
if m != n || d == 15 || m == 15 then UNPREDICTABLE;
```

CONSTRAINED UNPREDICTABLE behavior

- If `m != n`, then one of the following behaviors must occur:
- The instruction is UNDEFINED.
  - The instruction executes as NOP.
  - The instruction executes with the additional decode: `m = UInt(Rn)`.
  - The instruction executes with the additional decode: `m = UInt(Rm)`.
  - The value in the destination register is UNKNOWN.

For more information about the CONSTRAINED UNPREDICTABLE behavior of this instruction, see [Architectural Constraints on UNPREDICTABLE behaviors](#).

Assembler Symbols

<c> See [Standard assembler syntax fields](#).

<q>	See <i>Standard assembler syntax fields</i> .
<Rd>	Is the general-purpose destination register, encoded in the "Rd" field.
<Rm>	For encoding A1 and T1: is the general-purpose source register, encoded in the "Rm" field. For encoding T2: is the general-purpose source register, encoded in the "Rm" field. It must be encoded with an identical value in the "Rn" field.

## Operation

```
if ConditionPassed() then
    EncodingSpecificOperations();
    bits(32) result;
    result<31:24> = R[m]<23:16>;
    result<23:16> = R[m]<31:24>;
    result<15:8>  = R[m]<7:0>;
    result<7:0>   = R[m]<15:8>;
    R[d] = result;
```

## Operational information

If CPSR.DIT is 1, this instruction has passed its condition execution check, and does not use R15 as either its source or destination:

- The execution time of this instruction is independent of:
  - The values of the data supplied in any of its registers.
  - The values of the NZCV flags.
- The response of this instruction to asynchronous exceptions does not vary based on:
  - The values of the data supplied in any of its registers.
  - The values of the NZCV flags.

Internal version only: isa v01\_31, pseudocode v2024-03\_rel ; Build timestamp: 2024-03-25T10:05

Copyright © 2010-2024 Arm Limited or its affiliates. All rights reserved. This document is Non-Confidential.



# REVSH

Byte-Reverse Signed Halfword reverses the byte order in the lower 16-bit halfword of a 32-bit register, and sign-extends the result to 32 bits. It has encodings from the following instruction sets: A32 ( [A1](#) ) and T32 ( [T1](#) and [T2](#) ).

## A1

31	30	29	28	27	26	25	24	23	22	21	20	19	18	17	16	15	14	13	12	11	10	9	8	7	6	5	4	3	2	1	0
!= 1111				0	1	1	0	1	1	1	1	(1)	(1)	(1)	(1)	Rd				(1)	(1)	(1)	(1)	1	0	1	1	Rm			
cond																															

## A1

```
REVSH{<c>}{<q>} <Rd>, <Rm>

constant d = UInt(Rd);  constant m = UInt(Rm);
if d == 15 || m == 15 then UNPREDICTABLE;
```

## T1

15	14	13	12	11	10	9	8	7	6	5	4	3	2	1	0
1	0	1	1	1	0	1	0	1	1	Rm			Rd		

## T1

```
REVSH{<c>}{<q>} <Rd>, <Rm>

constant d = UInt(Rd);  constant m = UInt(Rm);
```

## T2

15	14	13	12	11	10	9	8	7	6	5	4	3	2	1	0	15	14	13	12	11	10	9	8	7	6	5	4	3	2	1	0
1	1	1	1	1	0	1	0	1	0	0	1	Rn				1	1	1	1	Rd				1	0	1	1	Rm			

## T2

```
REVSH{<c>}.W <Rd>, <Rm> // (<Rd>, <Rm> can be represented in T1)

REVSH{<c>}{<q>} <Rd>, <Rm>

constant d = UInt(Rd);  constant m = UInt(Rm);  constant n = UInt(Rn);
// Armv8-A removes UNPREDICTABLE for R13
if m != n || d == 15 || m == 15 then UNPREDICTABLE;
```

## CONSTRAINED UNPREDICTABLE behavior

- If `m != n`, then one of the following behaviors must occur:
- The instruction is UNDEFINED.
  - The instruction executes as NOP.
  - The instruction executes with the additional decode: `m = UInt(Rn);`.
  - The instruction executes with the additional decode: `m = UInt(Rm);`.
  - The value in the destination register is UNKNOWN.

For more information about the CONSTRAINED UNPREDICTABLE behavior of this instruction, see [Architectural Constraints on UNPREDICTABLE behaviors](#).

## Assembler Symbols

<c> See [Standard assembler syntax fields](#).

<q>	See <i>Standard assembler syntax fields</i> .
<Rd>	Is the general-purpose destination register, encoded in the "Rd" field.
<Rm>	For encoding A1 and T1: is the general-purpose source register, encoded in the "Rm" field. For encoding T2: is the general-purpose source register, encoded in the "Rm" field. It must be encoded with an identical value in the "Rn" field.

## Operation

```
if ConditionPassed() then
    EncodingSpecificOperations();
    bits(32) result;
    result<31:8> = SignExtend(R[m]<7:0>, 24);
    result<7:0> = R[m]<15:8>;
    R[d] = result;
```

## Operational information

If CPSR.DIT is 1, this instruction has passed its condition execution check, and does not use R15 as either its source or destination:

- The execution time of this instruction is independent of:
  - The values of the data supplied in any of its registers.
  - The values of the NZCV flags.
- The response of this instruction to asynchronous exceptions does not vary based on:
  - The values of the data supplied in any of its registers.
  - The values of the NZCV flags.

Internal version only: isa v01\_31, pseudocode v2024-03\_rel ; Build timestamp: 2024-03-25T10:05

Copyright © 2010-2024 Arm Limited or its affiliates. All rights reserved. This document is Non-Confidential.

# RFE, RFEDA, RFEDB, RFEIA, RFEIB

Return From Exception loads two consecutive memory locations using an address in a base register:

- The word loaded from the lower address is treated as an instruction address. The PE branches to it.
- The word loaded from the higher address is used to restore *PSTATE*. This word must be in the format of an SPSR.

An address adjusted by the size of the data loaded can optionally be written back to the base register.

The PE checks the value of the word loaded from the higher address for an illegal return event. See *Illegal return events from AArch32 state*.

RFE is UNDEFINED in Hyp mode and CONSTRAINED UNPREDICTABLE in User mode.

It has encodings from the following instruction sets: A32 ( [A1](#) ) and T32 ( [T1](#) and [T2](#) ).

## A1

31	30	29	28	27	26	25	24	23	22	21	20	19	18	17	16	15	14	13	12	11	10	9	8	7	6	5	4	3	2	1	0
1	1	1	1	1	0	0	P	U	0	W	1	Rn				(0)	(0)	(0)	(0)	(1)	(0)	(1)	(0)	(0)	(0)	(0)	(0)	(0)	(0)	(0)	(0)

### Decrement After (P == 0 && U == 0)

```
RFEDA{<c>}{<q>} <Rn>{!} // (Preferred syntax)
RFEFA{<c>}{<q>} <Rn>{!} // (Alternate syntax, Full Ascending stack)
```

### Decrement Before (P == 1 && U == 0)

```
RFEDB{<c>}{<q>} <Rn>{!} // (Preferred syntax)
RFEFA{<c>}{<q>} <Rn>{!} // (Alternate syntax, Empty Ascending stack)
```

### Increment After (P == 0 && U == 1)

```
RFE{IA}{<c>}{<q>} <Rn>{!} // (Preferred syntax)
RFEFD{<c>}{<q>} <Rn>{!} // (Alternate syntax, Full Descending stack)
```

### Increment Before (P == 1 && U == 1)

```
RFEIB{<c>}{<q>} <Rn>{!} // (Preferred syntax)
RFEED{<c>}{<q>} <Rn>{!} // (Alternate syntax, Empty Descending stack)
```

```
constant n = UInt(Rn);
constant wback = (W == '1'); constant increment = (U == '1'); constant wordhigher = (P == U);
if n == 15 then UNPREDICTABLE;
```

## T1

15	14	13	12	11	10	9	8	7	6	5	4	3	2	1	0	15	14	13	12	11	10	9	8	7	6	5	4	3	2	1	0
1	1	1	0	1	0	0	0	0	0	W	1	Rn				(1)	(1)	(0)	(0)	(0)	(0)	(0)	(0)	(0)	(0)	(0)	(0)	(0)	(0)	(0)	(0)

## T1

```
RFEDB{<c>}{<q>} <Rn>{!} // (Outside or last in IT block, preferred syntax)
RFEFA{<c>}{<q>} <Rn>{!} // (Outside or last in IT block, alternate syntax, Full Ascending stack)
```

```
constant n = UInt(Rn); constant wback = (W == '1'); constant increment = FALSE;
constant wordhigher = FALSE;
if n == 15 then UNPREDICTABLE;
if InITBlock() && !LastInITBlock() then UNPREDICTABLE;
```

T2

15	14	13	12	11	10	9	8	7	6	5	4	3	2	1	0	15	14	13	12	11	10	9	8	7	6	5	4	3	2	1	0
1	1	1	0	1	0	0	1	1	0	W	1				Rn	(1)	(1)	(0)	(0)	(0)	(0)	(0)	(0)	(0)	(0)	(0)	(0)	(0)	(0)	(0)	(0)

T2

```
RFE{IA}{<c>}{<q>} <Rn>{!} // (Outside or last in IT block, preferred syntax)

RFEFD{<c>}{<q>} <Rn>{!} // (Outside or last in IT block, alternate syntax, Full Descending stack)

constant n = UInt(Rn); constant wback = (W == '1'); constant increment = TRUE;
constant wordhigher = FALSE;
if n == 15 then UNPREDICTABLE;
if InITBlock() && !LastInITBlock() then UNPREDICTABLE;
```

For more information about the CONSTRAINED UNPREDICTABLE behavior of this instruction, see [Architectural Constraints on UNPREDICTABLE behaviors](#).

Assembler Symbols

- IA For encoding A1: is an optional suffix to indicate the Increment After variant.  
For encoding T2: is an optional suffix for the Increment After form.
- <c> For encoding A1: see [Standard assembler syntax fields](#). <c> must be AL or omitted.  
For encoding T1 and T2: see [Standard assembler syntax fields](#).
- <q> See [Standard assembler syntax fields](#).
- <Rn> Is the general-purpose base register, encoded in the "Rn" field.
- ! The address adjusted by the size of the data loaded is written back to the base register. If specified, it is encoded in the "W" field as 1, otherwise this field defaults to 0.
- RFEFA, RFEFA, RFEFD, and RFEED are pseudo-instructions for RFEDA, RFEDB, RFEIA, and RFEIB respectively, referring to their use for popping data from Full Ascending, Empty Ascending, Full Descending, and Empty Descending stacks.

Operation

```
if ConditionPassed() then
    EncodingSpecificOperations();
    if PSTATE.EL == EL2 then
        UNDEFINED;
    elsif PSTATE.EL == EL0 then
        UNPREDICTABLE; // UNDEFINED or NOP
    else
        address = if increment then R[n] else R[n]-8;
        if wordhigher then address = address+4;
        constant new_pc_value = MemA[address,4];
        constant spsr = MemA[address+4,4];
        if wback then R[n] = if increment then R[n]+8 else R[n]-8;
        AArch32.ExceptionReturn(new_pc_value, spsr);
```

CONSTRAINED UNPREDICTABLE behavior

If `PSTATE.EL == EL0`, then one of the following behaviors must occur:

- The instruction is UNDEFINED.
- The instruction executes as NOP.

# ROR (immediate)

Rotate Right (immediate) provides the value of the contents of a register rotated by a constant value. The bits that are rotated off the right end are inserted into the vacated bit positions on the left.

This is an alias of [MOV, MOVS \(register\)](#). This means:

- The encodings in this description are named to match the encodings of [MOV, MOVS \(register\)](#).
  - The description of [MOV, MOVS \(register\)](#) gives the operational pseudocode, any CONSTRAINED UNPREDICTABLE behavior, and any operational information for this instruction.
- It has encodings from the following instruction sets: A32 ( [A1](#) ) and T32 ( [T3](#) ).

## A1

31	30	29	28	27	26	25	24	23	22	21	20	19	18	17	16	15	14	13	12	11	10	9	8	7	6	5	4	3	2	1	0	
!= 1111				0	0	0	1	1	0	1	0	(0)	(0)	(0)	(0)	Rd					!= 00000					1	1	0	Rm			
cond				S								imm5					stype															

## MOV, shift or rotate by value

ROR{<c>}{<q>} {<Rd>}, <Rm>, #<imm>

is equivalent to

MOV{<c>}{<q>} <Rd>, <Rm>, ROR #<imm>

and is always the preferred disassembly.

## T3

15	14	13	12	11	10	9	8	7	6	5	4	3	2	1	0	15	14	13	12	11	10	9	8	7	6	5	4	3	2	1	0
1	1	1	0	1	0	1	0	0	1	0	0	1	1	1	1	(0)	imm3				Rd				imm2		1	1	Rm		
S																stype															

## MOV, shift or rotate by value (!imm3 == 000 && imm2 == 00)

ROR{<c>}{<q>} {<Rd>}, <Rm>, #<imm>

is equivalent to

MOV{<c>}{<q>} <Rd>, <Rm>, ROR #<imm>

and is always the preferred disassembly.

## Assembler Symbols

<c>	See <a href="#">Standard assembler syntax fields</a> .
<q>	See <a href="#">Standard assembler syntax fields</a> .
<Rd>	For encoding A1: is the general-purpose destination register, encoded in the "Rd" field. Arm deprecates using the PC as the destination register, but if the PC is used, the instruction is a branch to the address calculated by the operation. This is an interworking branch, see <a href="#">Pseudocode description of operations on the AArch32 general-purpose registers and the PC</a> . For encoding T3: is the general-purpose destination register, encoded in the "Rd" field.
<Rm>	For encoding A1: is the general-purpose source register, encoded in the "Rm" field. The PC can be used, but this is deprecated. For encoding T3: is the general-purpose source register, encoded in the "Rm" field.
<imm>	For encoding A1: is the shift amount, in the range 1 to 31, encoded in the "imm5" field. For encoding T3: is the shift amount, in the range 1 to 31, encoded in the "imm3:imm2" field.

## Operation

The description of [MOV, MOVS \(register\)](#) gives the operational pseudocode for this instruction.

Internal version only: isa v01\_31, pseudocode v2024-03\_rel ; Build timestamp: 2024-03-25T10:05

Copyright © 2010-2024 Arm Limited or its affiliates. All rights reserved. This document is Non-Confidential.

# ROR (register)

Rotate Right (register) provides the value of the contents of a register rotated by a variable number of bits. The bits that are rotated off the right end are inserted into the vacated bit positions on the left. The variable number of bits is read from the bottom byte of a register.

This is an alias of [MOV, MOVS \(register-shifted register\)](#). This means:

- The encodings in this description are named to match the encodings of [MOV, MOVS \(register-shifted register\)](#).
  - The description of [MOV, MOVS \(register-shifted register\)](#) gives the operational pseudocode, any CONSTRAINED UNPREDICTABLE behavior, and any operational information for this instruction.
- It has encodings from the following instruction sets: A32 ( [A1](#) ) and T32 ( [T1](#) and [T2](#) ).

## A1

31	30	29	28	27	26	25	24	23	22	21	20	19	18	17	16	15	14	13	12	11	10	9	8	7	6	5	4	3	2	1	0
!= 1111				0	0	0	1	1	0	1	0	(0)	(0)	(0)	(0)	Rd				Rs				0	1	1	1	Rm			
cond								S								stype															

### Not flag setting

ROR{<c>}{<q>} {<Rd>}, <Rm>, <Rs>

is equivalent to

MOV{<c>}{<q>} <Rd>, <Rm>, ROR <Rs>

and is always the preferred disassembly.

## T1

15	14	13	12	11	10	9	8	7	6	5	4	3	2	1	0
0	1	0	0	0	0	0	1	1	1	Rs			Rdm		
op															

### Rotate right

ROR<c>{<q>} {<Rdm>}, <Rdm>, <Rs> // (Inside IT block)

is equivalent to

MOV<c>{<q>} <Rdm>, <Rdm>, ROR <Rs>

and is the preferred disassembly when `InITBlock()`.

## T2

15	14	13	12	11	10	9	8	7	6	5	4	3	2	1	0	15	14	13	12	11	10	9	8	7	6	5	4	3	2	1	0
1	1	1	1	1	0	1	0	0	1	1	0	Rm				1	1	1	1	Rd				0	0	0	0	Rs			
stype S																															

### Not flag setting

ROR<c>.W {<Rd>}, <Rm>, <Rs> // (Inside IT block, and <Rd>, <Rm>, <shift>, <Rs> can be represented in T1)

ROR{<c>}{<q>} {<Rd>}, <Rm>, <Rs>

is equivalent to

MOV{<c>}{<q>} <Rd>, <Rm>, ROR <Rs>

and is always the preferred disassembly.

Assembler Symbols

- <c> See *Standard assembler syntax fields*.
- <q> See *Standard assembler syntax fields*.
- <Rdm> Is the first general-purpose source register and the destination register, encoded in the "Rdm" field.
- <Rd> Is the general-purpose destination register, encoded in the "Rd" field.
- <Rm> Is the first general-purpose source register, encoded in the "Rm" field.
- <Rs> Is the second general-purpose source register holding a rotate amount in its bottom 8 bits, encoded in the "Rs" field.

Operation

The description of [MOV, MOVS \(register-shifted register\)](#) gives the operational pseudocode for this instruction.



RORS (immediate)

Rotate Right, setting flags (immediate) provides the value of the contents of a register rotated by a constant value. The bits that are rotated off the right end are inserted into the vacated bit positions on the left.

If the destination register is not the PC, this instruction updates the condition flags based on the result.

The field descriptions for <Rd> identify the encodings where the PC is permitted as the destination register. Arm deprecates any use of these encodings. However, when the destination register is the PC:

- The PE branches to the address written to the PC, and restores *PSTATE* from SPSR\_<current\_mode>.
- The PE checks SPSR\_<current\_mode> for an illegal return event. See *Illegal return events from AArch32 state*.
- The instruction is UNDEFINED in Hyp mode.
- The instruction is CONSTRAINED UNPREDICTABLE in User mode and System mode.

This is an alias of [MOV, MOVS \(register\)](#). This means:

- The encodings in this description are named to match the encodings of [MOV, MOVS \(register\)](#).
- The description of [MOV, MOVS \(register\)](#) gives the operational pseudocode, any CONSTRAINED UNPREDICTABLE behavior, and any operational information for this instruction.

It has encodings from the following instruction sets: A32 ( [A1](#) ) and T32 ( [T3](#) ).

A1

31	30	29	28	27	26	25	24	23	22	21	20	19	18	17	16	15	14	13	12	11	10	9	8	7	6	5	4	3	2	1	0
!= 1111				0	0	0	1	1	0	1	1	(0)	(0)	(0)	(0)	Rd					!= 00000					1	1	0	Rm		
cond				S								imm5					stype														

MOVS, shift or rotate by value

RORS{<c>}{<q>} {<Rd>, } <Rm>, #<imm>

is equivalent to

MOVS{<c>}{<q>} <Rd>, <Rm>, ROR #<imm>

and is always the preferred disassembly.

T3

15	14	13	12	11	10	9	8	7	6	5	4	3	2	1	0	15	14	13	12	11	10	9	8	7	6	5	4	3	2	1	0	
1	1	1	0	1	0	1	0	0	1	0	1	1	1	1	1	(0)	imm3				Rd				imm2		1	1	Rm			
S																stype																

MOVS, shift or rotate by value (!(imm3 == 000 && imm2 == 00))

RORS{<c>}{<q>} {<Rd>, } <Rm>, #<imm>

is equivalent to

MOVS{<c>}{<q>} <Rd>, <Rm>, ROR #<imm>

and is always the preferred disassembly.

Assembler Symbols

<c>	See <i>Standard assembler syntax fields</i> .
<q>	See <i>Standard assembler syntax fields</i> .
<Rd>	For encoding A1: is the general-purpose destination register, encoded in the "Rd" field. Arm deprecates using the PC as the destination register, but if the PC is used, the instruction performs an exception return, that restores <i>PSTATE</i> from SPSR_<current_mode>.  For encoding T3: is the general-purpose destination register, encoded in the "Rd" field.
<Rm>	For encoding A1: is the general-purpose source register, encoded in the "Rm" field. The PC can be used, but this is deprecated.

For encoding T3: is the general-purpose source register, encoded in the "Rm" field.

<imm>

For encoding A1: is the shift amount, in the range 1 to 31, encoded in the "imm5" field.

For encoding T3: is the shift amount, in the range 1 to 31, encoded in the "imm3:imm2" field.

## Operation

The description of [MOV, MOVS \(register\)](#) gives the operational pseudocode for this instruction.

Internal version only: isa v01\_31, pseudocode v2024-03\_rel ; Build timestamp: 2024-03-25T10:05

Copyright © 2010-2024 Arm Limited or its affiliates. All rights reserved. This document is Non-Confidential.

# RORS (register)

Rotate Right, setting flags (register) provides the value of the contents of a register rotated by a variable number of bits, and updates the condition flags based on the result. The bits that are rotated off the right end are inserted into the vacated bit positions on the left. The variable number of bits is read from the bottom byte of a register.

This is an alias of [MOV, MOVS \(register-shifted register\)](#). This means:

- The encodings in this description are named to match the encodings of [MOV, MOVS \(register-shifted register\)](#).
  - The description of [MOV, MOVS \(register-shifted register\)](#) gives the operational pseudocode, any CONSTRAINED UNPREDICTABLE behavior, and any operational information for this instruction.
- It has encodings from the following instruction sets: A32 ( [A1](#) ) and T32 ( [T1](#) and [T2](#) ).

## A1

31	30	29	28	27	26	25	24	23	22	21	20	19	18	17	16	15	14	13	12	11	10	9	8	7	6	5	4	3	2	1	0
!= 1111				0	0	0	1	1	0	1	1	(0)	(0)	(0)	(0)	Rd				Rs				0	1	1	1	Rm			
cond				S												stype															

### Flag setting

RORS{<c>}{<q>} {<Rd>}, <Rm>, <Rs>

is equivalent to

MOVS{<c>}{<q>} <Rd>, <Rm>, ROR <Rs>

and is always the preferred disassembly.

## T1

15	14	13	12	11	10	9	8	7	6	5	4	3	2	1	0
0	1	0	0	0	0	0	1	1	1	Rs			Rdm		
op															

### Rotate right

RORS{<q>} {<Rdm>}, <Rdm>, <Rs> // (Outside IT block)

is equivalent to

MOVS{<q>} <Rdm>, <Rdm>, ROR <Rs>

and is the preferred disassembly when `!InITBlock()`.

## T2

15	14	13	12	11	10	9	8	7	6	5	4	3	2	1	0	15	14	13	12	11	10	9	8	7	6	5	4	3	2	1	0
1	1	1	1	1	0	1	0	0	1	1	1	Rm				1	1	1	1	Rd				0	0	0	0	Rs			
stype S																															

### Flag setting

RORS.W {<Rd>}, <Rm>, <Rs> // (Outside IT block, and <Rd>, <Rm>, <shift>, <Rs> can be represented in T1)

RORS{<c>}{<q>} {<Rd>}, <Rm>, <Rs>

is equivalent to

MOVS{<c>}{<q>} <Rd>, <Rm>, ROR <Rs>

and is always the preferred disassembly.

Assembler Symbols

- <c> See *Standard assembler syntax fields*.
- <q> See *Standard assembler syntax fields*.
- <Rdm> Is the first general-purpose source register and the destination register, encoded in the "Rdm" field.
- <Rd> Is the general-purpose destination register, encoded in the "Rd" field.
- <Rm> Is the first general-purpose source register, encoded in the "Rm" field.
- <Rs> Is the second general-purpose source register holding a rotate amount in its bottom 8 bits, encoded in the "Rs" field.

Operation

The description of [MOV, MOVS \(register-shifted register\)](#) gives the operational pseudocode for this instruction.

RRX

Rotate Right with Extend provides the value of the contents of a register shifted right by one place, with the Carry flag shifted into bit[31].

This is an alias of [MOV, MOVS \(register\)](#). This means:

- The encodings in this description are named to match the encodings of [MOV, MOVS \(register\)](#).
- The description of [MOV, MOVS \(register\)](#) gives the operational pseudocode, any CONSTRAINED UNPREDICTABLE behavior, and any operational information for this instruction.

It has encodings from the following instruction sets: A32 ( [A1](#) ) and T32 ( [T3](#) ).

A1

31	30	29	28	27	26	25	24	23	22	21	20	19	18	17	16	15	14	13	12	11	10	9	8	7	6	5	4	3	2	1	0
!= 1111				0	0	0	1	1	0	1	0	(0)	(0)	(0)	(0)	Rd					0	0	0	0	0	1	1	0	Rm		
cond				S													imm5					stype									

MOV, rotate right with extend

RRX{<c>}{<q>}{<Rd>}, <Rm>

is equivalent to

MOV{<c>}{<q>}<Rd>, <Rm>, RRX

and is always the preferred disassembly.

T3

15	14	13	12	11	10	9	8	7	6	5	4	3	2	1	0	15	14	13	12	11	10	9	8	7	6	5	4	3	2	1	0
1	1	1	0	1	0	1	0	0	1	0	0	1	1	1	(0)	0	0	0	Rd					0	0	1	1	Rm			
S																imm3					imm2					stype					

MOV, rotate right with extend

RRX{<c>}{<q>}{<Rd>}, <Rm>

is equivalent to

MOV{<c>}{<q>}<Rd>, <Rm>, RRX

and is always the preferred disassembly.

Assembler Symbols

- <c>

See [Standard assembler syntax fields](#).
- <q>

See [Standard assembler syntax fields](#).
- <Rd>

For encoding A1: is the general-purpose destination register, encoded in the "Rd" field. Arm deprecates using the PC as the destination register, but if the PC is used, the instruction is a branch to the address calculated by the operation. This is an interworking branch, see [Pseudocode description of operations on the AArch32 general-purpose registers and the PC](#).  
For encoding T3: is the general-purpose destination register, encoded in the "Rd" field.
- <Rm>

For encoding A1: is the general-purpose source register, encoded in the "Rm" field. The PC can be used, but this is deprecated.  
For encoding T3: is the general-purpose source register, encoded in the "Rm" field.

Operation

The description of [MOV, MOVS \(register\)](#) gives the operational pseudocode for this instruction.



RRXS

Rotate Right with Extend, setting flags provides the value of the contents of a register shifted right by one place, with the Carry flag shifted into bit[31].

If the destination register is not the PC, this instruction updates the condition flags based on the result, and bit[0] is shifted into the Carry flag. The field descriptions for <Rd> identify the encodings where the PC is permitted as the destination register. Arm deprecates any use of these encodings. However, when the destination register is the PC:

- The PE branches to the address written to the PC, and restores *PSTATE* from SPSR\_<current\_mode>.
- The PE checks SPSR\_<current\_mode> for an illegal return event. See *Illegal return events from AArch32 state*.
- The instruction is UNDEFINED in Hyp mode.
- The instruction is CONSTRAINED UNPREDICTABLE in User mode and System mode.

This is an alias of [MOV, MOVS \(register\)](#). This means:

- The encodings in this description are named to match the encodings of [MOV, MOVS \(register\)](#).
- The description of [MOV, MOVS \(register\)](#) gives the operational pseudocode, any CONSTRAINED UNPREDICTABLE behavior, and any operational information for this instruction.

It has encodings from the following instruction sets: A32 ( [A1](#) ) and T32 ( [T3](#) ) .

A1

31	30	29	28	27	26	25	24	23	22	21	20	19	18	17	16	15	14	13	12	11	10	9	8	7	6	5	4	3	2	1	0
!= 1111				0	0	0	1	1	0	1	1	(0)	(0)	(0)	(0)	Rd				0	0	0	0	0	1	1	0	Rm			
cond				S								imm5					stype														

MOVS, rotate right with extend

RRXS{<c>}{<q>} {<Rd>, } <Rm>

is equivalent to

MOVS{<c>}{<q>} <Rd>, <Rm>, RRX

and is always the preferred disassembly.

T3

15	14	13	12	11	10	9	8	7	6	5	4	3	2	1	0	15	14	13	12	11	10	9	8	7	6	5	4	3	2	1	0
1	1	1	0	1	0	1	0	0	1	0	1	1	1	1	1	(0)	0	0	0	Rd				0	0	1	1	Rm			
S																imm3					imm2				stype						

MOVS, rotate right with extend

RRXS{<c>}{<q>} {<Rd>, } <Rm>

is equivalent to

MOVS{<c>}{<q>} <Rd>, <Rm>, RRX

and is always the preferred disassembly.

Assembler Symbols

- <c> See *Standard assembler syntax fields*.
- <q> See *Standard assembler syntax fields*.
- <Rd> For encoding A1: is the general-purpose destination register, encoded in the "Rd" field. Arm deprecates using the PC as the destination register, but if the PC is used, the instruction performs an exception return, that restores *PSTATE* from SPSR\_<current\_mode>.  
For encoding T3: is the general-purpose destination register, encoded in the "Rd" field.
- <Rm> For encoding A1: is the general-purpose source register, encoded in the "Rm" field. The PC can be used, but this is deprecated.

For encoding T3: is the general-purpose source register, encoded in the "Rm" field.

## Operation

The description of [MOV, MOVS \(register\)](#) gives the operational pseudocode for this instruction.

Internal version only: isa v01\_31, pseudocode v2024-03\_rel ; Build timestamp: 2024-03-25T10:05

Copyright © 2010-2024 Arm Limited or its affiliates. All rights reserved. This document is Non-Confidential.



## RSB, RSBS (immediate)

Reverse Subtract (immediate) subtracts a register value from an immediate value, and writes the result to the destination register. If the destination register is not the PC, the RSBS variant of the instruction updates the condition flags based on the result. The field descriptions for <Rd> identify the encodings where the PC is permitted as the destination register. ARM deprecates any use of these encodings. However, when the destination register is the PC:

- The RSB variant of the instruction is an interworking branch, see [Pseudocode description of operations on the AArch32 general-purpose registers and the PC](#).
- The RSBS variant of the instruction performs an exception return without the use of the stack. In this case:
  - The PE branches to the address written to the PC, and restores *PSTATE* from SPSR\_<current\_mode>.
  - The PE checks SPSR\_<current\_mode> for an illegal return event. See [Illegal return events from AArch32 state](#).
  - The instruction is UNDEFINED in Hyp mode.
  - The instruction is CONSTRAINED UNPREDICTABLE in User mode and System mode.

It has encodings from the following instruction sets: A32 ( [A1](#) ) and T32 ( [T1](#) and [T2](#) ).

### A1

31	30	29	28	27	26	25	24	23	22	21	20	19	18	17	16	15	14	13	12	11	10	9	8	7	6	5	4	3	2	1	0
!= 1111				0	0	1	0	0	1	1	S	Rn				Rd				imm12											
cond																															

### RSB (S == 0)

RSB{<c>}{<q>} {<Rd>, } <Rn>, #<const>

### RSBS (S == 1)

RSBS{<c>}{<q>} {<Rd>, } <Rn>, #<const>

```
constant d = UInt(Rd);  constant n = UInt(Rn);  constant setflags = (S == '1');
constant imm32 = A32ExpandImm(imm12);
```

### T1

15	14	13	12	11	10	9	8	7	6	5	4	3	2	1	0
0	1	0	0	0	0	1	0	0	1	Rn			Rd		

### T1

RSB<c>{<q>} {<Rd>, } <Rn>, #0 // (Inside IT block)

RSBS<q> {<Rd>, } <Rn>, #0 // (Outside IT block)

```
constant d = UInt(Rd);  constant n = UInt(Rn);  constant setflags = !InITBlock();
constant imm32 = Zeros(32); // immediate = #0
```

### T2

15	14	13	12	11	10	9	8	7	6	5	4	3	2	1	0	15	14	13	12	11	10	9	8	7	6	5	4	3	2	1	0	
1	1	1	1	0	i	0	1	1	1	0	S	Rn				0	imm3				Rd				imm8							

## RSB (S == 0)

```
RSB<c>.W {<Rd>,} <Rn>, #0 // (Inside IT block)
```

```
RSB{<c>}{<q>} {<Rd>,} <Rn>, #<const>
```

## RSBS (S == 1)

```
RSBS.W {<Rd>,} <Rn>, #0 // (Outside IT block)
```

```
RSBS{<c>}{<q>} {<Rd>,} <Rn>, #<const>
```

```
constant d = UInt(Rd);  constant n = UInt(Rn);  constant setflags = (S == '1');  
constant imm32 = T32ExpandImm(i:imm3:imm8);  
// Armv8-A removes UNPREDICTABLE for R13  
if d == 15 || n == 15 then UNPREDICTABLE;
```

For more information about the CONSTRAINED UNPREDICTABLE behavior of this instruction, see [Architectural Constraints on UNPREDICTABLE behaviors](#).

## Assembler Symbols

<c>	See <a href="#">Standard assembler syntax fields</a> .
<q>	See <a href="#">Standard assembler syntax fields</a> .
<Rd>	For encoding A1: is the general-purpose destination register, encoded in the "Rd" field. If omitted, this register is the same as <Rn>. Arm deprecates using the PC as the destination register, but if the PC is used: <ul style="list-style-type: none"><li>For the RSB variant, the instruction is a branch to the address calculated by the operation. This is an interworking branch, see <a href="#">Pseudocode description of operations on the AArch32 general-purpose registers and the PC</a>.</li><li>For the RSBS variant, the instruction performs an exception return, that restores <i>PSTATE</i> from SPSR_&lt;current_mode&gt;.</li></ul> For encoding T1 and T2: is the general-purpose destination register, encoded in the "Rd" field. If omitted, this register is the same as <Rn>.
<Rn>	For encoding A1: is the general-purpose source register, encoded in the "Rn" field. The PC can be used, but this is deprecated. For encoding T1 and T2: is the general-purpose source register, encoded in the "Rn" field.
<const>	For encoding A1: an immediate value. See <a href="#">Modified immediate constants in A32 instructions</a> for the range of values. For encoding T2: an immediate value. See <a href="#">Modified immediate constants in T32 instructions</a> for the range of values.

## Operation

```
if ConditionPassed() then  
    EncodingSpecificOperations();  
    constant (result, nzcw) = AddWithCarry(NOT(R[n]), imm32, '1');  
    if d == 15 then // Can only occur for A32 encoding  
        if setflags then  
            ALUExceptionReturn(result);  
        else  
            ALUWritePC(result);  
    else  
        R[d] = result;  
        if setflags then  
            PSTATE.<N,Z,C,V> = nzcw;
```

## Operational information

If CPSR.DIT is 1 and this instruction does not use R15 as either its source or destination:

- The execution time of this instruction is independent of:
  - The values of the data supplied in any of its registers.
  - The values of the NZCV flags.
- The response of this instruction to asynchronous exceptions does not vary based on:
  - The values of the data supplied in any of its registers.
  - The values of the NZCV flags.



## RSB, RSBS (register)

Reverse Subtract (register) subtracts a register value from an optionally-shifted register value, and writes the result to the destination register. If the destination register is not the PC, the RSBS variant of the instruction updates the condition flags based on the result.

The field descriptions for <Rd> identify the encodings where the PC is permitted as the destination register. ARM deprecates any use of these encodings. However, when the destination register is the PC:

- The RSB variant of the instruction is an interworking branch, see [Pseudocode description of operations on the AArch32 general-purpose registers and the PC](#).
- The RSBS variant of the instruction performs an exception return without the use of the stack. In this case:
  - The PE branches to the address written to the PC, and restores *PSTATE* from SPSR\_<current\_mode>.
  - The PE checks SPSR\_<current\_mode> for an illegal return event. See [Illegal return events from AArch32 state](#).
  - The instruction is UNDEFINED in Hyp mode.
  - The instruction is CONSTRAINED UNPREDICTABLE in User mode and System mode.

It has encodings from the following instruction sets: A32 ( [A1](#) ) and T32 ( [T1](#) ).

### A1

31	30	29	28	27	26	25	24	23	22	21	20	19	18	17	16	15	14	13	12	11	10	9	8	7	6	5	4	3	2	1	0
!= 1111				0	0	0	0	0	1	1	S	Rn				Rd				imm5				stype		0	Rm				
cond																															

**RSB, rotate right with extend (S == 0 && imm5 == 00000 && stype == 11)**

RSB{<c>}{<q>} {<Rd>}, <Rn>, <Rm>, RRX

**RSB, shift or rotate by value (S == 0 && !(imm5 == 00000 && stype == 11))**

RSB{<c>}{<q>} {<Rd>}, <Rn>, <Rm> {, <shift> #<amount>}

**RSBS, rotate right with extend (S == 1 && imm5 == 00000 && stype == 11)**

RSBS{<c>}{<q>} {<Rd>}, <Rn>, <Rm>, RRX

**RSBS, shift or rotate by value (S == 1 && !(imm5 == 00000 && stype == 11))**

RSBS{<c>}{<q>} {<Rd>}, <Rn>, <Rm> {, <shift> #<amount>}

```
constant d = UInt(Rd);  constant n = UInt(Rn);  constant m = UInt(Rm);
constant setflags = (S == '1');
constant (shift_t, shift_n) = DecodeImmShift(stype, imm5);
```

### T1

15	14	13	12	11	10	9	8	7	6	5	4	3	2	1	0	15	14	13	12	11	10	9	8	7	6	5	4	3	2	1	0	
1	1	1	0	1	0	1	1	1	1	0	S	Rn				(0)	imm3				Rd				imm2		stype		Rm			

**RSB, rotate right with extend (S == 0 && imm3 == 000 && imm2 == 00 && stype == 11)**

```
RSB{<c>}{<q>} {<Rd>,, <Rn>, <Rm>, RRX
```

**RSB, shift or rotate by value (S == 0 && !(imm3 == 000 && imm2 == 00 && stype == 11))**

```
RSB{<c>}{<q>} {<Rd>,, <Rn>, <Rm> {, <shift> #<amount>}
```

**RSBS, rotate right with extend (S == 1 && imm3 == 000 && imm2 == 00 && stype == 11)**

```
RSBS{<c>}{<q>} {<Rd>,, <Rn>, <Rm>, RRX
```

**RSBS, shift or rotate by value (S == 1 && !(imm3 == 000 && imm2 == 00 && stype == 11))**

```
RSBS{<c>}{<q>} {<Rd>,, <Rn>, <Rm> {, <shift> #<amount>}
```

```
constant d = UInt(Rd);  constant n = UInt(Rn);  constant m = UInt(Rm);
constant setflags = (S == '1');
constant (shift_t, shift_n) = DecodeImmShift(stype, imm3:imm2);
// Armv8-A removes UNPREDICTABLE for R13
if d == 15 || n == 15 || m == 15 then UNPREDICTABLE;
```

For more information about the CONSTRAINED UNPREDICTABLE behavior of this instruction, see [Architectural Constraints on UNPREDICTABLE behaviors](#).

Assembler Symbols

- <c> See [Standard assembler syntax fields](#).
- <q> See [Standard assembler syntax fields](#).
- <Rd> For encoding A1: is the general-purpose destination register, encoded in the "Rd" field. If omitted, this register is the same as <Rn>. Arm deprecates using the PC as the destination register, but if the PC is used:
  - For the RSB variant, the instruction is a branch to the address calculated by the operation. This is an interworking branch, see [Pseudocode description of operations on the AArch32 general-purpose registers and the PC](#).
  - For the RSBS variant, the instruction performs an exception return, that restores [PSTATE](#) from SPSR\_<current\_mode>.For encoding T1: is the general-purpose destination register, encoded in the "Rd" field. If omitted, this register is the same as <Rn>.
- <Rn> For encoding A1: is the first general-purpose source register, encoded in the "Rn" field. The PC can be used, but this is deprecated. For encoding T1: is the first general-purpose source register, encoded in the "Rn" field.
- <Rm> For encoding A1: is the second general-purpose source register, encoded in the "Rm" field. The PC can be used, but this is deprecated. For encoding T1: is the second general-purpose source register, encoded in the "Rm" field.
- <shift> Is the type of shift to be applied to the second source register, encoded in "stype":

stype	<shift>
00	LSL
01	LSR
10	ASR
11	ROR
- <amount> For encoding A1: is the shift amount, in the range 1 to 31 (when <shift> = LSL or ROR) or 1 to 32 (when <shift> = LSR or ASR) encoded in the "imm5" field as <amount> modulo 32. For encoding T1: is the shift amount, in the range 1 to 31 (when <shift> = LSL or ROR) or 1 to 32 (when <shift> = LSR or ASR), encoded in the "imm3:imm2" field as <amount> modulo 32.

## Operation

```
if ConditionPassed() then
    EncodingSpecificOperations();
    constant shifted = Shift(R[m], shift_t, shift_n, PSTATE.C);
    constant (result, nzcvc) = AddWithCarry(NOT(R[n]), shifted, '1');
    if d == 15 then // Can only occur for A32 encoding
        if setflags then
            ALUExceptionReturn(result);
        else
            ALUWritePC(result);
    else
        R[d] = result;
        if setflags then
            PSTATE.<N,Z,C,V> = nzcvc;
```

## Operational information

If CPSR.DIT is 1 and this instruction does not use R15 as either its source or destination:

- The execution time of this instruction is independent of:
  - The values of the data supplied in any of its registers.
  - The values of the NZCV flags.
- The response of this instruction to asynchronous exceptions does not vary based on:
  - The values of the data supplied in any of its registers.
  - The values of the NZCV flags.

Internal version only: isa v01\_31, pseudocode v2024-03\_rel ; Build timestamp: 2024-03-25T10:05

Copyright © 2010-2024 Arm Limited or its affiliates. All rights reserved. This document is Non-Confidential.

# RSB, RSBS (register-shifted register)

Reverse Subtract (register-shifted register) subtracts a register value from a register-shifted register value, and writes the result to the destination register. It can optionally update the condition flags based on the result.

## A1

31	30	29	28	27	26	25	24	23	22	21	20	19	18	17	16	15	14	13	12	11	10	9	8	7	6	5	4	3	2	1	0
!= 1111				0	0	0	0	0	1	1	S	Rn				Rd				Rs				0	stype	1	Rm				
cond																															

### Flag setting (S == 1)

RSBS{<c>}{<q>}{<Rd>,}<Rn>,<Rm>,<shift><Rs>

### Not flag setting (S == 0)

RSB{<c>}{<q>}{<Rd>,}<Rn>,<Rm>,<shift><Rs>

```
constant d = UInt(Rd);  constant n = UInt(Rn);  constant m = UInt(Rm);  constant s = UInt(Rs);
constant setflags = (S == '1');  constant shift_t = DecodeRegShift(stype);
if d == 15 || n == 15 || m == 15 || s == 15 then UNPREDICTABLE;
```

For more information about the CONSTRAINED UNPREDICTABLE behavior of this instruction, see [Architectural Constraints on UNPREDICTABLE behaviors](#).

## Assembler Symbols

- <c> See [Standard assembler syntax fields](#).
- <q> See [Standard assembler syntax fields](#).
- <Rd> Is the general-purpose destination register, encoded in the "Rd" field.
- <Rn> Is the first general-purpose source register, encoded in the "Rn" field.
- <Rm> Is the second general-purpose source register, encoded in the "Rm" field.
- <shift> Is the type of shift to be applied to the second source register, encoded in "stype":

stype	<shift>
00	LSL
01	LSR
10	ASR
11	ROR

- <Rs> Is the third general-purpose source register holding a shift amount in its bottom 8 bits, encoded in the "Rs" field.

## Operation

```
if ConditionPassed() then
    EncodingSpecificOperations();
    constant shift_n = UInt(R[s]<7:0>);
    constant shifted = Shift(R[m], shift_t, shift_n, PSTATE.C);
    constant (result, nzcvc) = AddWithCarry(NOT(R[n]), shifted, '1');
    R[d] = result;
    if setflags then
        PSTATE.<N,Z,C,V> = nzcvc;
```

## Operational information

- If CPSR.DIT is 1, this instruction has passed its condition execution check, and does not use R15 as either its source or destination:
- The execution time of this instruction is independent of:

- The values of the data supplied in any of its registers.
  - The values of the NZCV flags.
- The response of this instruction to asynchronous exceptions does not vary based on:
  - The values of the data supplied in any of its registers.
  - The values of the NZCV flags.

Internal version only: isa v01\_31, pseudocode v2024-03\_rel ; Build timestamp: 2024-03-25T10:05

Copyright © 2010-2024 Arm Limited or its affiliates. All rights reserved. This document is Non-Confidential.



## RSC, RSCS (immediate)

Reverse Subtract with Carry (immediate) subtracts a register value and the value of NOT (Carry flag) from an immediate value, and writes the result to the destination register.

If the destination register is not the PC, the RSCS variant of the instruction updates the condition flags based on the result.

The field descriptions for <Rd> identify the encodings where the PC is permitted as the destination register. ARM deprecates any use of these encodings. However, when the destination register is the PC:

- The RSC variant of the instruction is an interworking branch, see *Pseudocode description of operations on the AArch32 general-purpose registers and the PC*.
- The RSCS variant of the instruction performs an exception return without the use of the stack. In this case:
  - The PE branches to the address written to the PC, and restores *PSTATE* from SPSR\_<current\_mode>.
  - The PE checks SPSR\_<current\_mode> for an illegal return event. See *Illegal return events from AArch32 state*.
  - The instruction is UNDEFINED in Hyp mode.
  - The instruction is CONSTRAINED UNPREDICTABLE in User mode and System mode.

### A1

31	30	29	28	27	26	25	24	23	22	21	20	19	18	17	16	15	14	13	12	11	10	9	8	7	6	5	4	3	2	1	0
!= 1111				0	0	1	0	1	1	1	S	Rn				Rd				imm12											
cond																															

### RSC (S == 0)

RSC{<c>}{<q>} {<Rd>}, {<Rn>}, #<const>

### RSCS (S == 1)

RSCS{<c>}{<q>} {<Rd>}, {<Rn>}, #<const>

```
constant d = UInt(Rd);  constant n = UInt(Rn);  constant setflags = (S == '1');  
constant imm32 = A32ExpandImm(imm12);
```

### Assembler Symbols

<c>	See <i>Standard assembler syntax fields</i> .
<q>	See <i>Standard assembler syntax fields</i> .
<Rd>	Is the general-purpose destination register, encoded in the "Rd" field. If omitted, this register is the same as <Rn>. Arm deprecates using the PC as the destination register, but if the PC is used: <ul style="list-style-type: none"><li>• For the RSC variant, the instruction is a branch to the address calculated by the operation. This is an interworking branch, see <i>Pseudocode description of operations on the AArch32 general-purpose registers and the PC</i>.</li><li>• For the RSCS variant, the instruction performs an exception return, that restores <i>PSTATE</i> from SPSR_&lt;current_mode&gt;.</li></ul>
<Rn>	Is the general-purpose source register, encoded in the "Rn" field. The PC can be used, but this is deprecated.
<const>	An immediate value. See <i>Modified immediate constants in A32 instructions</i> for the range of values.

### Operation

```
if ConditionPassed() then  
    EncodingSpecificOperations();  
    constant (result, nzcvc) = AddWithCarry(NOT(R[n]), imm32, PSTATE.C);  
    if d == 15 then  
        if setflags then  
            ALUExceptionReturn(result);  
        else  
            ALUWritePC(result);  
    else  
        R[d] = result;  
        if setflags then  
            PSTATE.<N,Z,C,V> = nzcvc;
```

## Operational information

If CPSR.DIT is 1 and this instruction does not use R15 as either its source or destination:

- The execution time of this instruction is independent of:
  - The values of the data supplied in any of its registers.
  - The values of the NZCV flags.
- The response of this instruction to asynchronous exceptions does not vary based on:
  - The values of the data supplied in any of its registers.
  - The values of the NZCV flags.

Internal version only: isa v01\_31, pseudocode v2024-03\_rel ; Build timestamp: 2024-03-25T10:05

Copyright © 2010-2024 Arm Limited or its affiliates. All rights reserved. This document is Non-Confidential.

## RSC, RSCS (register)

Reverse Subtract with Carry (register) subtracts a register value and the value of NOT (Carry flag) from an optionally-shifted register value, and writes the result to the destination register.

If the destination register is not the PC, the RSCS variant of the instruction updates the condition flags based on the result.

The field descriptions for <Rd> identify the encodings where the PC is permitted as the destination register. ARM deprecates any use of these encodings. However, when the destination register is the PC:

- The RSC variant of the instruction is an interworking branch, see *Pseudocode description of operations on the AArch32 general-purpose registers and the PC*.
- The RSCS variant of the instruction performs an exception return without the use of the stack. In this case:
  - The PE branches to the address written to the PC, and restores *PSTATE* from SPSR\_<current\_mode>.
  - The PE checks SPSR\_<current\_mode> for an illegal return event. See *Illegal return events from AArch32 state*.
  - The instruction is UNDEFINED in Hyp mode.
  - The instruction is CONSTRAINED UNPREDICTABLE in User mode and System mode.

### A1

31	30	29	28	27	26	25	24	23	22	21	20	19	18	17	16	15	14	13	12	11	10	9	8	7	6	5	4	3	2	1	0
!= 1111				0	0	0	0	1	1	1	S	Rn				Rd				imm5				stype		0	Rm				
cond																															

#### RSC, rotate right with extend (S == 0 && imm5 == 00000 && stype == 11)

RSC{<c>}{<q>}{<Rd>,}<Rn>,<Rm>,RRX

#### RSC, shift or rotate by value (S == 0 && !(imm5 == 00000 && stype == 11))

RSC{<c>}{<q>}{<Rd>,}<Rn>,<Rm>{,<shift>#<amount>}

#### RSCS, rotate right with extend (S == 1 && imm5 == 00000 && stype == 11)

RSCS{<c>}{<q>}{<Rd>,}<Rn>,<Rm>,RRX

#### RSCS, shift or rotate by value (S == 1 && !(imm5 == 00000 && stype == 11))

RSCS{<c>}{<q>}{<Rd>,}<Rn>,<Rm>{,<shift>#<amount>}

```
constant d = UInt(Rd);  constant n = UInt(Rn);  constant m = UInt(Rm);
constant setflags = (S == '1');
constant (shift_t, shift_n) = DecodeImmShift(stype, imm5);
```

### Assembler Symbols

<c>	See <i>Standard assembler syntax fields</i> .
<q>	See <i>Standard assembler syntax fields</i> .
<Rd>	Is the general-purpose destination register, encoded in the "Rd" field. If omitted, this register is the same as <Rn>. Arm deprecates using the PC as the destination register, but if the PC is used: <ul style="list-style-type: none"><li>• For the RSC variant, the instruction is a branch to the address calculated by the operation. This is an interworking branch, see <i>Pseudocode description of operations on the AArch32 general-purpose registers and the PC</i>.</li><li>• For the RSCS variant, the instruction performs an exception return, that restores <i>PSTATE</i> from SPSR_&lt;current_mode&gt;.</li></ul>
<Rn>	Is the first general-purpose source register, encoded in the "Rn" field. The PC can be used, but this is deprecated.
<Rm>	Is the second general-purpose source register, encoded in the "Rm" field. The PC can be used, but this is deprecated.
<shift>	Is the type of shift to be applied to the second source register, encoded in "stype":

stype	<shift>
00	LSL
01	LSR
10	ASR
11	ROR

<amount> Is the shift amount, in the range 1 to 31 (when <shift> = LSL or ROR) or 1 to 32 (when <shift> = LSR or ASR) encoded in the "imm5" field as <amount> modulo 32.

## Operation

```

if ConditionPassed() then
    EncodingSpecificOperations();
    constant shifted = Shift(R[m], shift_t, shift_n, PSTATE.C);
    constant (result, nzcvc) = AddWithCarry(NOT(R[n]), shifted, PSTATE.C);
    if d == 15 then
        if setflags then
            ALUExceptionReturn(result);
        else
            ALUWritePC(result);
    else
        R[d] = result;
        if setflags then
            PSTATE.<N,Z,C,V> = nzcvc;

```

## Operational information

If CPSR.DIT is 1 and this instruction does not use R15 as either its source or destination:

- The execution time of this instruction is independent of:
  - The values of the data supplied in any of its registers.
  - The values of the NZCV flags.
- The response of this instruction to asynchronous exceptions does not vary based on:
  - The values of the data supplied in any of its registers.
  - The values of the NZCV flags.

Internal version only: isa v01\_31, pseudocode v2024-03\_rel ; Build timestamp: 2024-03-25T10:05

Copyright © 2010-2024 Arm Limited or its affiliates. All rights reserved. This document is Non-Confidential.

# RSC, RSCS (register-shifted register)

Reverse Subtract (register-shifted register) subtracts a register value and the value of NOT (Carry flag) from a register-shifted register value, and writes the result to the destination register. It can optionally update the condition flags based on the result.

## A1

31	30	29	28	27	26	25	24	23	22	21	20	19	18	17	16	15	14	13	12	11	10	9	8	7	6	5	4	3	2	1	0
!= 1111				0	0	0	0	1	1	1	S	Rn				Rd				Rs				0	stype	1	Rm				
cond																															

## Flag setting (S == 1)

RSCS{<c>}{<q>}{<Rd>, } <Rn>, <Rm>, <shift> <Rs>

## Not flag setting (S == 0)

RSC{<c>}{<q>}{<Rd>, } <Rn>, <Rm>, <shift> <Rs>

```
constant d = UInt(Rd);  constant n = UInt(Rn);  constant m = UInt(Rm);  constant s = UInt(Rs);
constant setflags = (S == '1');  constant shift_t = DecodeRegShift(stype);
if d == 15 || n == 15 || m == 15 || s == 15 then UNPREDICTABLE;
```

For more information about the CONSTRAINED UNPREDICTABLE behavior of this instruction, see [Architectural Constraints on UNPREDICTABLE behaviors](#).

## Assembler Symbols

- <c> See [Standard assembler syntax fields](#).
- <q> See [Standard assembler syntax fields](#).
- <Rd> Is the general-purpose destination register, encoded in the "Rd" field.
- <Rn> Is the first general-purpose source register, encoded in the "Rn" field.
- <Rm> Is the second general-purpose source register, encoded in the "Rm" field.
- <shift> Is the type of shift to be applied to the second source register, encoded in "stype":

stype	<shift>
00	LSL
01	LSR
10	ASR
11	ROR

- <Rs> Is the third general-purpose source register holding a shift amount in its bottom 8 bits, encoded in the "Rs" field.

## Operation

```
if ConditionPassed() then
    EncodingSpecificOperations();
    constant shift_n = UInt(R[s]<7:0>);
    constant shifted = Shift(R[m], shift_t, shift_n, PSTATE.C);
    constant (result, nzcvc) = AddWithCarry(NOT(R[n]), shifted, PSTATE.C);
    R[d] = result;
    if setflags then
        PSTATE.<N,Z,C,V> = nzcvc;
```

## Operational information

- If CPSR.DIT is 1, this instruction has passed its condition execution check, and does not use R15 as either its source or destination:
- The execution time of this instruction is independent of:

- The values of the data supplied in any of its registers.
  - The values of the NZCV flags.
- The response of this instruction to asynchronous exceptions does not vary based on:
  - The values of the data supplied in any of its registers.
  - The values of the NZCV flags.

Internal version only: isa v01\_31, pseudocode v2024-03\_rel ; Build timestamp: 2024-03-25T10:05

Copyright © 2010-2024 Arm Limited or its affiliates. All rights reserved. This document is Non-Confidential.

# SADD16

Signed Add 16 performs two 16-bit signed integer additions, and writes the results to the destination register. It sets *PSTATE*.GE according to the results of the additions.

It has encodings from the following instruction sets: A32 ( [A1](#) ) and T32 ( [T1](#) ).

## A1

31	30	29	28	27	26	25	24	23	22	21	20	19	18	17	16	15	14	13	12	11	10	9	8	7	6	5	4	3	2	1	0
!= 1111				0	1	1	0	0	0	0	1	Rn				Rd				(1)	(1)	(1)	(1)	0	0	0	1	Rm			
cond																															

## A1

```
SADD16{<c>}{<q>} {<Rd>,} <Rn>, <Rm>

constant d = UInt(Rd);  constant n = UInt(Rn);  constant m = UInt(Rm);
if d == 15 || n == 15 || m == 15 then UNPREDICTABLE;
```

## T1

15	14	13	12	11	10	9	8	7	6	5	4	3	2	1	0	15	14	13	12	11	10	9	8	7	6	5	4	3	2	1	0
1	1	1	1	1	0	1	0	1	0	0	1	Rn				1	1	1	1	Rd				0	0	0	0	Rm			

## T1

```
SADD16{<c>}{<q>} {<Rd>,} <Rn>, <Rm>

constant d = UInt(Rd);  constant n = UInt(Rn);  constant m = UInt(Rm);
// Armv8-A removes UNPREDICTABLE for R13
if d == 15 || n == 15 || m == 15 then UNPREDICTABLE;
```

For more information about the CONSTRAINED UNPREDICTABLE behavior of this instruction, see *Architectural Constraints on UNPREDICTABLE behaviors*.

## Assembler Symbols

- <c> See *Standard assembler syntax fields*.
- <q> See *Standard assembler syntax fields*.
- <Rd> Is the general-purpose destination register, encoded in the "Rd" field.
- <Rn> Is the first general-purpose source register, encoded in the "Rn" field.
- <Rm> Is the second general-purpose source register, encoded in the "Rm" field.

## Operation

```
if ConditionPassed() then
    EncodingSpecificOperations();
    constant sum1 = SInt(R[n]<15:0>) + SInt(R[m]<15:0>);
    constant sum2 = SInt(R[n]<31:16>) + SInt(R[m]<31:16>);
    R[d]<15:0> = sum1<15:0>;
    R[d]<31:16> = sum2<15:0>;
    PSTATE.GE<1:0> = if sum1 >= 0 then '11' else '00';
    PSTATE.GE<3:2> = if sum2 >= 0 then '11' else '00';
```

## Operational information

- If CPSR.DIT is 1, this instruction has passed its condition execution check, and does not use R15 as either its source or destination:
- The execution time of this instruction is independent of:

- The values of the data supplied in any of its registers.
  - The values of the NZCV flags.
- The response of this instruction to asynchronous exceptions does not vary based on:
  - The values of the data supplied in any of its registers.
  - The values of the NZCV flags.

Internal version only: isa v01\_31, pseudocode v2024-03\_rel ; Build timestamp: 2024-03-25T10:05

Copyright © 2010-2024 Arm Limited or its affiliates. All rights reserved. This document is Non-Confidential.



SADD8

Signed Add 8 performs four 8-bit signed integer additions, and writes the results to the destination register. It sets *PSTATE*.GE according to the results of the additions.

It has encodings from the following instruction sets: A32 ( [A1](#) ) and T32 ( [T1](#) ).

A1

31	30	29	28	27	26	25	24	23	22	21	20	19	18	17	16	15	14	13	12	11	10	9	8	7	6	5	4	3	2	1	0
!= 1111				0	1	1	0	0	0	0	1	Rn				Rd				(1)	(1)	(1)	(1)	1	0	0	1	Rm			
cond																															

A1

```
SADD8{<c>}{<q>} {<Rd>,} <Rn>, <Rm>

constant d = UInt(Rd);  constant n = UInt(Rn);  constant m = UInt(Rm);
if d == 15 || n == 15 || m == 15 then UNPREDICTABLE;
```

T1

15	14	13	12	11	10	9	8	7	6	5	4	3	2	1	0	15	14	13	12	11	10	9	8	7	6	5	4	3	2	1	0
1	1	1	1	1	0	1	0	1	0	0	0	Rn				1	1	1	1	Rd				0	0	0	0	Rm			

T1

```
SADD8{<c>}{<q>} {<Rd>,} <Rn>, <Rm>

constant d = UInt(Rd);  constant n = UInt(Rn);  constant m = UInt(Rm);
// Armv8-A removes UNPREDICTABLE for R13
if d == 15 || n == 15 || m == 15 then UNPREDICTABLE;
```

For more information about the CONSTRAINED UNPREDICTABLE behavior of this instruction, see *Architectural Constraints on UNPREDICTABLE behaviors*.

Assembler Symbols

- <c> See *Standard assembler syntax fields*.
- <q> See *Standard assembler syntax fields*.
- <Rd> Is the general-purpose destination register, encoded in the "Rd" field.
- <Rn> Is the first general-purpose source register, encoded in the "Rn" field.
- <Rm> Is the second general-purpose source register, encoded in the "Rm" field.

Operation

```
if ConditionPassed() then
    EncodingSpecificOperations();
    constant sum1 = SInt(R[n]<7:0>) + SInt(R[m]<7:0>);
    constant sum2 = SInt(R[n]<15:8>) + SInt(R[m]<15:8>);
    constant sum3 = SInt(R[n]<23:16>) + SInt(R[m]<23:16>);
    constant sum4 = SInt(R[n]<31:24>) + SInt(R[m]<31:24>);
    R[d]<7:0>    = sum1<7:0>;
    R[d]<15:8>   = sum2<7:0>;
    R[d]<23:16>  = sum3<7:0>;
    R[d]<31:24>  = sum4<7:0>;
    PSTATE.GE<0> = if sum1 >= 0 then '1' else '0';
    PSTATE.GE<1> = if sum2 >= 0 then '1' else '0';
    PSTATE.GE<2> = if sum3 >= 0 then '1' else '0';
    PSTATE.GE<3> = if sum4 >= 0 then '1' else '0';
```

## Operational information

If CPSR.DIT is 1, this instruction has passed its condition execution check, and does not use R15 as either its source or destination:

- The execution time of this instruction is independent of:
  - The values of the data supplied in any of its registers.
  - The values of the NZCV flags.
- The response of this instruction to asynchronous exceptions does not vary based on:
  - The values of the data supplied in any of its registers.
  - The values of the NZCV flags.

Internal version only: isa v01\_31, pseudocode v2024-03\_rel ; Build timestamp: 2024-03-25T10:05

Copyright © 2010-2024 Arm Limited or its affiliates. All rights reserved. This document is Non-Confidential.

# SASX

Signed Add and Subtract with Exchange exchanges the two halfwords of the second operand, performs one 16-bit integer addition and one 16-bit subtraction, and writes the results to the destination register. It sets *PSTATE*.GE according to the results. It has encodings from the following instruction sets: A32 ( [A1](#) ) and T32 ( [T1](#) ).

## A1

31	30	29	28	27	26	25	24	23	22	21	20	19	18	17	16	15	14	13	12	11	10	9	8	7	6	5	4	3	2	1	0
!= 1111				0	1	1	0	0	0	0	1	Rn				Rd				(1)	(1)	(1)	(1)	0	0	1	1	Rm			
cond																															

## A1

```
SASX{<c>}{<q>} {<Rd>}, {<Rn>, <Rm>}

constant d = UInt(Rd);  constant n = UInt(Rn);  constant m = UInt(Rm);
if d == 15 || n == 15 || m == 15 then UNPREDICTABLE;
```

## T1

15	14	13	12	11	10	9	8	7	6	5	4	3	2	1	0	15	14	13	12	11	10	9	8	7	6	5	4	3	2	1	0
1	1	1	1	1	0	1	0	1	0	1	0	Rn				1	1	1	1	Rd				0	0	0	0	Rm			

## T1

```
SASX{<c>}{<q>} {<Rd>}, {<Rn>, <Rm>}

constant d = UInt(Rd);  constant n = UInt(Rn);  constant m = UInt(Rm);
// Armv8-A removes UNPREDICTABLE for R13
if d == 15 || n == 15 || m == 15 then UNPREDICTABLE;
```

For more information about the CONSTRAINED UNPREDICTABLE behavior of this instruction, see [Architectural Constraints on UNPREDICTABLE behaviors](#).

## Assembler Symbols

- <c> See [Standard assembler syntax fields](#).
- <q> See [Standard assembler syntax fields](#).
- <Rd> Is the general-purpose destination register, encoded in the "Rd" field.
- <Rn> Is the first general-purpose source register, encoded in the "Rn" field.
- <Rm> Is the second general-purpose source register, encoded in the "Rm" field.

## Operation

```
if ConditionPassed() then
    EncodingSpecificOperations();
    constant diff = SInt(R[n]<15:0>) - SInt(R[m]<31:16>);
    constant sum  = SInt(R[n]<31:16>) + SInt(R[m]<15:0>);
    R[d]<15:0> = diff<15:0>;
    R[d]<31:16> = sum<15:0>;
    PSTATE.GE<1:0> = if diff >= 0 then '11' else '00';
    PSTATE.GE<3:2> = if sum >= 0 then '11' else '00';
```

## Operational information

If CPSR.DIT is 1, this instruction has passed its condition execution check, and does not use R15 as either its source or destination:

- The execution time of this instruction is independent of:

- The values of the data supplied in any of its registers.
  - The values of the NZCV flags.
- The response of this instruction to asynchronous exceptions does not vary based on:
  - The values of the data supplied in any of its registers.
  - The values of the NZCV flags.

Internal version only: isa v01\_31, pseudocode v2024-03\_rel ; Build timestamp: 2024-03-25T10:05

Copyright © 2010-2024 Arm Limited or its affiliates. All rights reserved. This document is Non-Confidential.

SB

Speculation Barrier is a barrier that controls speculation. For more information and details of the semantics, see [Speculation Barrier \(SB\)](#). It has encodings from the following instruction sets: A32 ( [A1](#) ) and T32 ( [T1](#) ).

A1  
(FEAT\_SB)

31	30	29	28	27	26	25	24	23	22	21	20	19	18	17	16	15	14	13	12	11	10	9	8	7	6	5	4	3	2	1	0
1	1	1	1	0	1	0	1	0	1	1	1	(1)	(1)	(1)	(1)	(1)	(1)	(1)	(1)	(0)	(0)	(0)	(0)	0	1	1	1	(0)	(0)	(0)	(0)

A1

```
SB{<q>}

// No additional decoding required
```

T1  
(FEAT\_SB)

15	14	13	12	11	10	9	8	7	6	5	4	3	2	1	0	15	14	13	12	11	10	9	8	7	6	5	4	3	2	1	0
1	1	1	1	0	0	1	1	1	0	1	1	(1)	(1)	(1)	(1)	1	0	(0)	0	(1)	(1)	(1)	(1)	0	1	1	1	(0)	(0)	(0)	(0)

T1

```
SB{<q>}

if InITBlock() then UNPREDICTABLE;
```

For more information about the CONSTRAINED UNPREDICTABLE behavior of this instruction, see [Architectural Constraints on UNPREDICTABLE behaviors](#).

Assembler Symbols

<q> See [Standard assembler syntax fields](#).

Operation

```
if ConditionPassed() then
    EncodingSpecificOperations();
    SpeculationBarrier();
```

# SBC, SBCS (immediate)

Subtract with Carry (immediate) subtracts an immediate value and the value of NOT (Carry flag) from a register value, and writes the result to the destination register.

If the destination register is not the PC, the SBCS variant of the instruction updates the condition flags based on the result.

The field descriptions for <Rd> identify the encodings where the PC is permitted as the destination register. ARM deprecates any use of these encodings. However, when the destination register is the PC:

- The SBC variant of the instruction is an interworking branch, see *Pseudocode description of operations on the AArch32 general-purpose registers and the PC*.
- The SBCS variant of the instruction performs an exception return without the use of the stack. In this case:
  - The PE branches to the address written to the PC, and restores *PSTATE* from SPSR\_<current\_mode>.
  - The PE checks SPSR\_<current\_mode> for an illegal return event. See *Illegal return events from AArch32 state*.
  - The instruction is UNDEFINED in Hyp mode.
  - The instruction is CONSTRAINED UNPREDICTABLE in User mode and System mode.

It has encodings from the following instruction sets: A32 ( [A1](#) ) and T32 ( [T1](#) ) .

## A1

31	30	29	28	27	26	25	24	23	22	21	20	19	18	17	16	15	14	13	12	11	10	9	8	7	6	5	4	3	2	1	0
!= 1111				0	0	1	0	1	1	0	S	Rn				Rd				imm12											
cond																															

## SBC (S == 0)

SBC{<c>}{<q>} {<Rd>,} <Rn>, #<const>

## SBCS (S == 1)

SBCS{<c>}{<q>} {<Rd>,} <Rn>, #<const>

```
constant d = UInt(Rd);  constant n = UInt(Rn);  constant setflags = (S == '1');
constant imm32 = A32ExpandImm(imm12);
```

## T1

15	14	13	12	11	10	9	8	7	6	5	4	3	2	1	0	15	14	13	12	11	10	9	8	7	6	5	4	3	2	1	0	
1	1	1	1	0	i	0	1	0	1	1	S	Rn				0	imm3				Rd				imm8							

## SBC (S == 0)

SBC{<c>}{<q>} {<Rd>,} <Rn>, #<const>

## SBCS (S == 1)

SBCS{<c>}{<q>} {<Rd>,} <Rn>, #<const>

```
constant d = UInt(Rd);  constant n = UInt(Rn);  constant setflags = (S == '1');
constant imm32 = T32ExpandImm(i:imm3:imm8);
// Armv8-A removes UNPREDICTABLE for R13
if d == 15 || n == 15 then UNPREDICTABLE;
```

For more information about the CONSTRAINED UNPREDICTABLE behavior of this instruction, see *Architectural Constraints on UNPREDICTABLE behaviors*.

## Assembler Symbols

- <c> See *Standard assembler syntax fields*.
- <q> See *Standard assembler syntax fields*.

<Rd>	<p>For encoding A1: is the general-purpose destination register, encoded in the "Rd" field. If omitted, this register is the same as &lt;Rn&gt;. Arm deprecates using the PC as the destination register, but if the PC is used:</p> <ul style="list-style-type: none"> <li>For the SBC variant, the instruction is a branch to the address calculated by the operation. This is an interworking branch, see <a href="#">Pseudocode description of operations on the AArch32 general-purpose registers and the PC</a>.</li> <li>For the SBCS variant, the instruction performs an exception return, that restores <a href="#">PSTATE</a> from SPSR_&lt;current_mode&gt;.</li> </ul> <p>For encoding T1: is the general-purpose destination register, encoded in the "Rd" field. If omitted, this register is the same as &lt;Rn&gt;.</p>
<Rn>	<p>For encoding A1: is the general-purpose source register, encoded in the "Rn" field. The PC can be used, but this is deprecated.</p> <p>For encoding T1: is the general-purpose source register, encoded in the "Rn" field.</p>
<const>	<p>For encoding A1: an immediate value. See <a href="#">Modified immediate constants in A32 instructions</a> for the range of values.</p> <p>For encoding T1: an immediate value. See <a href="#">Modified immediate constants in T32 instructions</a> for the range of values.</p>

## Operation

```

if ConditionPassed() then
    EncodingSpecificOperations();
    constant (result, nzcvc) = AddWithCarry(R[n], NOT(imm32), PSTATE.C);
    if d == 15 then // Can only occur for A32 encoding
        if setflags then
            ALUExceptionReturn(result);
        else
            ALUWritePC(result);
    else
        R[d] = result;
        if setflags then
            PSTATE.<N,Z,C,V> = nzcvc;

```

## Operational information

If CPSR.DIT is 1 and this instruction does not use R15 as either its source or destination:

- The execution time of this instruction is independent of:
  - The values of the data supplied in any of its registers.
  - The values of the NZCV flags.
- The response of this instruction to asynchronous exceptions does not vary based on:
  - The values of the data supplied in any of its registers.
  - The values of the NZCV flags.

Internal version only: isa v01\_31, pseudocode v2024-03\_rel ; Build timestamp: 2024-03-25T10:05

Copyright © 2010-2024 Arm Limited or its affiliates. All rights reserved. This document is Non-Confidential.

# SBC, SBCS (register)

Subtract with Carry (register) subtracts an optionally-shifted register value and the value of NOT (Carry flag) from a register value, and writes the result to the destination register.

If the destination register is not the PC, the SBCS variant of the instruction updates the condition flags based on the result.

The field descriptions for <Rd> identify the encodings where the PC is permitted as the destination register. ARM deprecates any use of these encodings. However, when the destination register is the PC:

- The SBC variant of the instruction is an interworking branch, see *Pseudocode description of operations on the AArch32 general-purpose registers and the PC*.
- The SBCS variant of the instruction performs an exception return without the use of the stack. In this case:
  - The PE branches to the address written to the PC, and restores *PSTATE* from SPSR\_<current\_mode>.
  - The PE checks SPSR\_<current\_mode> for an illegal return event. See *Illegal return events from AArch32 state*.
  - The instruction is UNDEFINED in Hyp mode.
  - The instruction is CONSTRAINED UNPREDICTABLE in User mode and System mode.

It has encodings from the following instruction sets: A32 ( [A1](#) ) and T32 ( [T1](#) and [T2](#) ).

## A1

31	30	29	28	27	26	25	24	23	22	21	20	19	18	17	16	15	14	13	12	11	10	9	8	7	6	5	4	3	2	1	0
!= 1111				0	0	0	0	1	1	0	S	Rn				Rd				imm5				stype		0	Rm				
cond																															

### SBC, rotate right with extend (S == 0 && imm5 == 00000 && stype == 11)

SBC{<c>}{<q>} {<Rd>}, {<Rn>, <Rm>, RRX

### SBC, shift or rotate by value (S == 0 && !(imm5 == 00000 && stype == 11))

SBC{<c>}{<q>} {<Rd>}, {<Rn>, <Rm> {, <shift> #<amount>}}

### SBCS, rotate right with extend (S == 1 && imm5 == 00000 && stype == 11)

SBCS{<c>}{<q>} {<Rd>}, {<Rn>, <Rm>, RRX

### SBCS, shift or rotate by value (S == 1 && !(imm5 == 00000 && stype == 11))

SBCS{<c>}{<q>} {<Rd>}, {<Rn>, <Rm> {, <shift> #<amount>}}

```
constant d = UInt(Rd);  constant n = UInt(Rn);  constant m = UInt(Rm);
constant setflags = (S == '1');
constant (shift_t, shift_n) = DecodeImmShift(stype, imm5);
```

## T1

15	14	13	12	11	10	9	8	7	6	5	4	3	2	1	0
0	1	0	0	0	0	0	1	1	0	Rm				Rdn	

## T1

SBC<c>{<q>} {<Rdn>}, {<Rdn>, <Rm> // (Inside IT block)

SBCS{<q>} {<Rdn>}, {<Rdn>, <Rm> // (Outside IT block)

```
constant d = UInt(Rdn);  constant n = UInt(Rdn);  constant m = UInt(Rm);
constant setflags = !InITBlock();
constant (shift_t, shift_n) = (SRTYPE_LSL, 0);
```

## T2



15	14	13	12	11	10	9	8	7	6	5	4	3	2	1	0	15	14	13	12	11	10	9	8	7	6	5	4	3	2	1	0	
1	1	1	0	1	0	1	1	0	1	1	S	Rn				(0)	imm3				Rd				imm2		stype		Rm			

**SBC, rotate right with extend (S == 0 && imm3 == 000 && imm2 == 00 && stype == 11)**

```
SBC{<c>}{<q>} {<Rd>}, <Rn>, <Rm>, RRX
```

**SBC, shift or rotate by value (S == 0 && !(imm3 == 000 && imm2 == 00 && stype == 11))**

```
SBC<c>.W {<Rd>}, <Rn>, <Rm> // (Inside IT block, and <Rd>, <Rn>, <Rm> can be represented in T1)

SBC{<c>}{<q>} {<Rd>}, <Rn>, <Rm> {, <shift> #<amount>}
```

**SBCS, rotate right with extend (S == 1 && imm3 == 000 && imm2 == 00 && stype == 11)**

```
SBCS{<c>}{<q>} {<Rd>}, <Rn>, <Rm>, RRX
```

**SBCS, shift or rotate by value (S == 1 && !(imm3 == 000 && imm2 == 00 && stype == 11))**

```
SBCS.W {<Rd>}, <Rn>, <Rm> // (Outside IT block, and <Rd>, <Rn>, <Rm> can be represented in T1)

SBCS{<c>}{<q>} {<Rd>}, <Rn>, <Rm> {, <shift> #<amount>}
```

```
constant d = UInt(Rd);  constant n = UInt(Rn);  constant m = UInt(Rm);
constant setflags = (S == '1');
constant (shift_t, shift_n) = DecodeImmShift(stype, imm3:imm2);
// Armv8-A removes UNPREDICTABLE for R13
if d == 15 || n == 15 || m == 15 then UNPREDICTABLE;
```

For more information about the CONSTRAINED UNPREDICTABLE behavior of this instruction, see [Architectural Constraints on UNPREDICTABLE behaviors](#).

### Assembler Symbols

<c>	See <a href="#">Standard assembler syntax fields</a> .										
<q>	See <a href="#">Standard assembler syntax fields</a> .										
<Rdn>	Is the first general-purpose source register and the destination register, encoded in the "Rdn" field.										
<Rd>	For encoding A1: is the general-purpose destination register, encoded in the "Rd" field. If omitted, this register is the same as <Rn>. Arm deprecates using the PC as the destination register, but if the PC is used: <ul style="list-style-type: none"> <li>For the SBC variant, the instruction is a branch to the address calculated by the operation. This is an interworking branch, see <a href="#">Pseudocode description of operations on the AArch32 general-purpose registers and the PC</a>.</li> <li>For the SBCS variant, the instruction performs an exception return, that restores <a href="#">PSTATE</a> from SPSR_&lt;current_mode&gt;.</li> </ul> For encoding T2: is the general-purpose destination register, encoded in the "Rd" field. If omitted, this register is the same as <Rn>.										
<Rn>	For encoding A1: is the first general-purpose source register, encoded in the "Rn" field. The PC can be used, but this is deprecated. For encoding T2: is the first general-purpose source register, encoded in the "Rn" field.										
<Rm>	For encoding A1: is the second general-purpose source register, encoded in the "Rm" field. The PC can be used, but this is deprecated. For encoding T1 and T2: is the second general-purpose source register, encoded in the "Rm" field.										
<shift>	Is the type of shift to be applied to the second source register, encoded in "stype": <table> <tr> <th>stype</th><th>&lt;shift&gt;</th></tr> <tr> <td>00</td><td>LSL</td></tr> <tr> <td>01</td><td>LSR</td></tr> <tr> <td>10</td><td>ASR</td></tr> <tr> <td>11</td><td>ROR</td></tr> </table>	stype	<shift>	00	LSL	01	LSR	10	ASR	11	ROR
stype	<shift>										
00	LSL										
01	LSR										
10	ASR										
11	ROR										
<amount>	For encoding A1: is the shift amount, in the range 1 to 31 (when <shift> = LSL or ROR) or 1 to 32 (when <shift> = LSR or ASR) encoded in the "imm5" field as <amount> modulo 32.										

For encoding T2: is the shift amount, in the range 1 to 31 (when <shift> = LSL or ROR) or 1 to 32 (when <shift> = LSR or ASR), encoded in the "imm3:imm2" field as <amount> modulo 32.

## Operation

```
if ConditionPassed() then
    EncodingSpecificOperations();
    constant shifted = Shift(R[m], shift_t, shift_n, PSTATE.C);
    constant (result, nzcvc) = AddWithCarry(R[n], NOT(shifted), PSTATE.C);
    if d == 15 then // Can only occur for A32 encoding
        if setflags then
            ALUExceptionReturn(result);
        else
            ALUWritePC(result);
    else
        R[d] = result;
        if setflags then
            PSTATE.<N,Z,C,V> = nzcvc;
```

## Operational information

If CPSR.DIT is 1 and this instruction does not use R15 as either its source or destination:

- The execution time of this instruction is independent of:
  - The values of the data supplied in any of its registers.
  - The values of the NZCV flags.
- The response of this instruction to asynchronous exceptions does not vary based on:
  - The values of the data supplied in any of its registers.
  - The values of the NZCV flags.

Internal version only: isa v01\_31, pseudocode v2024-03\_rel ; Build timestamp: 2024-03-25T10:05

Copyright © 2010-2024 Arm Limited or its affiliates. All rights reserved. This document is Non-Confidential.

SBC, SBCS (register-shifted register)

Subtract with Carry (register-shifted register) subtracts a register-shifted register value and the value of NOT (Carry flag) from a register value, and writes the result to the destination register. It can optionally update the condition flags based on the result.

A1

31	30	29	28	27	26	25	24	23	22	21	20	19	18	17	16	15	14	13	12	11	10	9	8	7	6	5	4	3	2	1	0
!= 1111				0	0	0	0	1	1	0	S	Rn				Rd				Rs				0	stype	1	Rm				
cond																															

Flag setting (S == 1)

```
SBCS{<c>}{<q>}{<Rd>,}<Rn>,<Rm>,<shift><Rs>
```

Not flag setting (S == 0)

```
SBC{<c>}{<q>}{<Rd>,}<Rn>,<Rm>,<shift><Rs>
```

```
constant d = UInt(Rd);  constant n = UInt(Rn);  constant m = UInt(Rm);  constant s = UInt(Rs);
constant setflags = (S == '1');  constant shift_t = DecodeRegShift(stype);
if d == 15 || n == 15 || m == 15 || s == 15 then UNPREDICTABLE;
```

For more information about the CONSTRAINED UNPREDICTABLE behavior of this instruction, see *Architectural Constraints on UNPREDICTABLE behaviors*.

Assembler Symbols

- <c> See *Standard assembler syntax fields*.
- <q> See *Standard assembler syntax fields*.
- <Rd> Is the general-purpose destination register, encoded in the "Rd" field.
- <Rn> Is the first general-purpose source register, encoded in the "Rn" field.
- <Rm> Is the second general-purpose source register, encoded in the "Rm" field.
- <shift> Is the type of shift to be applied to the second source register, encoded in "stype":

stype	<shift>
00	LSL
01	LSR
10	ASR
11	ROR

- <Rs> Is the third general-purpose source register holding a shift amount in its bottom 8 bits, encoded in the "Rs" field.

Operation

```
if ConditionPassed() then
    EncodingSpecificOperations();
    constant shift_n = UInt(R[s]<7:0>);
    constant shifted = Shift(R[m], shift_t, shift_n, PSTATE.C);
    constant (result, nzcvc) = AddWithCarry(R[n], NOT(shifted), PSTATE.C);
    R[d] = result;
    if setflags then
        PSTATE.<N,Z,C,V> = nzcvc;
```

Operational information

- If CPSR.DIT is 1, this instruction has passed its condition execution check, and does not use R15 as either its source or destination:
  - The execution time of this instruction is independent of:

- The values of the data supplied in any of its registers.
  - The values of the NZCV flags.
- The response of this instruction to asynchronous exceptions does not vary based on:
  - The values of the data supplied in any of its registers.
  - The values of the NZCV flags.

Internal version only: isa v01\_31, pseudocode v2024-03\_rel ; Build timestamp: 2024-03-25T10:05

Copyright © 2010-2024 Arm Limited or its affiliates. All rights reserved. This document is Non-Confidential.

SBFX

Signed Bit Field Extract extracts any number of adjacent bits at any position from a register, sign-extends them to 32 bits, and writes the result to the destination register.

It has encodings from the following instruction sets: A32 ( [A1](#) ) and T32 ( [T1](#) ) .

A1

31	30	29	28	27	26	25	24	23	22	21	20	19	18	17	16	15	14	13	12	11	10	9	8	7	6	5	4	3	2	1	0
!= 1111				0	1	1	1	1	0	1	widthm1				Rd				lsb				1	0	1	Rn					
cond																															

A1

```
SBFX{<c>}{<q>} <Rd>, <Rn>, #<lsb>, #<width>

constant d = UInt(Rd);  constant n = UInt(Rn);
constant integer lsbit = UInt(lsb);
constant integer widthminus1 = UInt(widthm1);
constant integer msbit = lsbit + widthminus1;
if d == 15 || n == 15 then UNPREDICTABLE;
if msbit > 31 then UNPREDICTABLE;
```

CONSTRAINED UNPREDICTABLE behavior

If `msbit > 31`, then one of the following behaviors must occur:

- The instruction is UNDEFINED.
- The instruction executes as NOP.
- The value in the destination register is UNKNOWN.

T1

15	14	13	12	11	10	9	8	7	6	5	4	3	2	1	0	15	14	13	12	11	10	9	8	7	6	5	4	3	2	1	0
1	1	1	1	0	(0)	1	1	0	1	0	0	Rn				0	imm3				Rd				imm2		(0)	widthm1			

T1

```
SBFX{<c>}{<q>} <Rd>, <Rn>, #<lsb>, #<width>

constant d = UInt(Rd);  constant n = UInt(Rn);
constant integer lsbit = UInt(imm3:imm2);
constant integer widthminus1 = UInt(widthm1);
constant integer msbit = lsbit + widthminus1;
// Armv8-A removes UNPREDICTABLE for R13
if d == 15 || n == 15 then UNPREDICTABLE;
if msbit > 31 then UNPREDICTABLE;
```

CONSTRAINED UNPREDICTABLE behavior

If `msbit > 31`, then one of the following behaviors must occur:

- The instruction is UNDEFINED.
- The instruction executes as NOP.
- The value in the destination register is UNKNOWN.

For more information about the CONSTRAINED UNPREDICTABLE behavior of this instruction, see [Architectural Constraints on UNPREDICTABLE behaviors](#).

Assembler Symbols

<c> See [Standard assembler syntax fields](#).

<q>	See <i>Standard assembler syntax fields</i> .
<Rd>	Is the general-purpose destination register, encoded in the "Rd" field.
<Rn>	Is the general-purpose source register, encoded in the "Rn" field.
<lsb>	For encoding A1: is the bit number of the least significant bit in the field, in the range 0 to 31, encoded in the "lsb" field. For encoding T1: is the bit number of the least significant bit in the field, in the range 0 to 31, encoded in the "imm3:imm2" field.
<width>	Is the width of the field, in the range 1 to 32-<lsb>, encoded in the "widthm1" field as <width>-1.

## Operation

```
if ConditionPassed() then
    EncodingSpecificOperations();
    R[d] = SignExtend(R[n]<msbit:lsbit>, 32);
```

## Operational information

If CPSR.DIT is 1, this instruction has passed its condition execution check, and does not use R15 as either its source or destination:

- The execution time of this instruction is independent of:
  - The values of the data supplied in any of its registers.
  - The values of the NZCV flags.
- The response of this instruction to asynchronous exceptions does not vary based on:
  - The values of the data supplied in any of its registers.
  - The values of the NZCV flags.

Internal version only: isa v01\_31, pseudocode v2024-03\_rel ; Build timestamp: 2024-03-25T10:05

Copyright © 2010-2024 Arm Limited or its affiliates. All rights reserved. This document is Non-Confidential.

SDIV

Signed Divide divides a 32-bit signed integer register value by a 32-bit signed integer register value, and writes the result to the destination register. The condition flags are not affected.

It has encodings from the following instruction sets: A32 ( [A1](#) ) and T32 ( [T1](#) ) .

A1

31	30	29	28	27	26	25	24	23	22	21	20	19	18	17	16	15	14	13	12	11	10	9	8	7	6	5	4	3	2	1	0
!= 1111				0	1	1	1	0	0	0	1	Rd				(1)	(1)	(1)	(1)	Rm				0	0	0	1	Rn			
cond												Ra																			

A1

```
SDIV{<c>}{<q>} {<Rd>, } <Rn>, <Rm>

constant d = UInt(Rd);  constant n = UInt(Rn);  constant m = UInt(Rm);  constant a = UInt(Ra);
if d == 15 || n == 15 || m == 15 || a != 15 then UNPREDICTABLE;
```

CONSTRAINED UNPREDICTABLE behavior

If Ra != '1111', then one of the following behaviors must occur:

- The instruction is UNDEFINED.
- The instruction executes as NOP.
- The instruction executes as described, with no change to its behavior and no additional side effects.
- The instruction executes as described, and the register specified by Ra becomes UNKNOWN.

T1

15	14	13	12	11	10	9	8	7	6	5	4	3	2	1	0	15	14	13	12	11	10	9	8	7	6	5	4	3	2	1	0
1	1	1	1	1	0	1	1	1	0	0	1	Rn				(1)	(1)	(1)	(1)	Rd				1	1	1	1	Rm			
Ra																															

T1

```
SDIV{<c>}{<q>} {<Rd>, } <Rn>, <Rm>

constant d = UInt(Rd);  constant n = UInt(Rn);  constant m = UInt(Rm);  constant a = UInt(Ra);
// Armv8-A removes UNPREDICTABLE for R13
if d == 15 || n == 15 || m == 15 || a != 15 then UNPREDICTABLE;
```

CONSTRAINED UNPREDICTABLE behavior

If Ra != '1111', then one of the following behaviors must occur:

- The instruction is UNDEFINED.
- The instruction executes as NOP.
- The instruction executes as described, with no change to its behavior and no additional side effects.
- The instruction executes as described, and the register specified by Ra becomes UNKNOWN.

For more information about the CONSTRAINED UNPREDICTABLE behavior of this instruction, see [Architectural Constraints on UNPREDICTABLE behaviors](#).

Assembler Symbols

- <c> See [Standard assembler syntax fields](#).
- <q> See [Standard assembler syntax fields](#).
- <Rd> Is the general-purpose destination register, encoded in the "Rd" field.
- <Rn> Is the first general-purpose source register holding the dividend, encoded in the "Rn" field.

<Rm> Is the second general-purpose source register holding the divisor, encoded in the "Rm" field.

#### Overflow

If the signed integer division  $0x80000000 / 0xFFFFFFFF$  is performed, the pseudocode produces the intermediate integer result  $+2^{31}$ , that overflows the 32-bit signed integer range. No indication of this overflow case is produced, and the 32-bit result written to <Rd> must be the bottom 32 bits of the binary representation of  $+2^{31}$ . So the result of the division is  $0x80000000$ .

#### Operation

```
if ConditionPassed() then
    EncodingSpecificOperations();
    integer result;
    if SInt(R[m]) == 0 then
        result = 0;
    else
        result = RoundTowardsZero(Real(SInt(R[n])) / Real(SInt(R[m])));
    R[d] = result<31:0>;
```

Internal version only: isa v01\_31, pseudocode v2024-03\_rel ; Build timestamp: 2024-03-25T10:05

Copyright © 2010-2024 Arm Limited or its affiliates. All rights reserved. This document is Non-Confidential.



SEL

Select Bytes selects each byte of its result from either its first operand or its second operand, according to the values of the *PSTATE*.GE flags. It has encodings from the following instruction sets: A32 ( [A1](#) ) and T32 ( [T1](#) ).

A1

31	30	29	28	27	26	25	24	23	22	21	20	19	18	17	16	15	14	13	12	11	10	9	8	7	6	5	4	3	2	1	0
!= 1111				0	1	1	0	1	0	0	0	Rn				Rd				(1)	(1)	(1)	(1)	1	0	1	1	Rm			
cond																															

A1

```
SEL{<c>}{<q>} {<Rd>,,} <Rn>, <Rm>

constant d = UInt(Rd); constant n = UInt(Rn); constant m = UInt(Rm);
if d == 15 || n == 15 || m == 15 then UNPREDICTABLE;
```

T1

15	14	13	12	11	10	9	8	7	6	5	4	3	2	1	0	15	14	13	12	11	10	9	8	7	6	5	4	3	2	1	0
1	1	1	1	1	0	1	0	1	0	1	0	Rn				1	1	1	1	Rd				1	0	0	0	Rm			

T1

```
SEL{<c>}{<q>} {<Rd>,,} <Rn>, <Rm>

constant d = UInt(Rd); constant n = UInt(Rn); constant m = UInt(Rm);
// Armv8-A removes UNPREDICTABLE for R13
if d == 15 || n == 15 || m == 15 then UNPREDICTABLE;
```

For more information about the CONSTRAINED UNPREDICTABLE behavior of this instruction, see *Architectural Constraints on UNPREDICTABLE behaviors*.

Assembler Symbols

- <c> See *Standard assembler syntax fields*.
- <q> See *Standard assembler syntax fields*.
- <Rd> Is the general-purpose destination register, encoded in the "Rd" field.
- <Rn> Is the first general-purpose source register, encoded in the "Rn" field.
- <Rm> Is the second general-purpose source register, encoded in the "Rm" field.

Operation

```
if ConditionPassed() then
    EncodingSpecificOperations();
    R[d]<7:0> = if PSTATE.GE<0> == '1' then R[n]<7:0> else R[m]<7:0>;
    R[d]<15:8> = if PSTATE.GE<1> == '1' then R[n]<15:8> else R[m]<15:8>;
    R[d]<23:16> = if PSTATE.GE<2> == '1' then R[n]<23:16> else R[m]<23:16>;
    R[d]<31:24> = if PSTATE.GE<3> == '1' then R[n]<31:24> else R[m]<31:24>;
```

SETEND

Set Endianness writes a new value to *PSTATE.E*.  
It has encodings from the following instruction sets: A32 ( [A1](#) ) and T32 ( [T1](#) ).

A1

31	30	29	28	27	26	25	24	23	22	21	20	19	18	17	16	15	14	13	12	11	10	9	8	7	6	5	4	3	2	1	0
1	1	1	1	0	0	0	1	0	0	0	0	(0)	(0)	(0)	1	(0)	(0)	(0)	(0)	(0)	(0)	E	(0)	0	0	0	0	(0)	(0)	(0)	(0)

A1

```
SETEND{<q>} <endian_specifier> // (Cannot be conditional)

constant set_bigend = (E == '1');
```

T1

15	14	13	12	11	10	9	8	7	6	5	4	3	2	1	0
1	0	1	1	0	1	1	0	0	1	0	(1)	E	(0)	(0)	(0)

T1

```
SETEND{<q>} <endian_specifier> // (Not permitted in IT block)

constant set_bigend = (E == '1');
if InITBlock() then UNPREDICTABLE;
```

For more information about the CONSTRAINED UNPREDICTABLE behavior of this instruction, see [Architectural Constraints on UNPREDICTABLE behaviors](#).

Assembler Symbols

- <q> See [Standard assembler syntax fields](#).
- <endian\_specifier> Is the endianness to be selected, and the value to be set in PSTATE.E, encoded in “E”:

E	<endian_specifier>
0	LE
1	BE

Operation

```
EncodingSpecificOperations();
AArch32.CheckSETENDEnabled();
PSTATE.E = if set_bigend then '1' else '0';
```

SETPAN

Set Privileged Access Never writes a new value to *PSTATE*.PAN.  
This instruction is available only in privileged mode and it is a NOP when executed in User mode.  
It has encodings from the following instruction sets: A32 ( [A1](#) ) and T32 ( [T1](#) ).

A1  
(FEAT\_PAN)

31	30	29	28	27	26	25	24	23	22	21	20	19	18	17	16	15	14	13	12	11	10	9	8	7	6	5	4	3	2	1	0
1	1	1	1	0	0	0	1	0	0	0	1	(0)	(0)	(0)	(0)	(0)	(0)	(0)	(0)	(0)	(0)	imm1	(0)	0	0	0	0	(0)	(0)	(0)	(0)

A1

```
SETPAN{<q>} #<imm> // (Cannot be conditional)
```

```
if !IsFeatureImplemented(FEAT_PAN) then UNDEFINED;
constant value = imm1;
```

T1  
(FEAT\_PAN)

15	14	13	12	11	10	9	8	7	6	5	4	3	2	1	0
1	0	1	1	0	1	1	0	0	0	0	(1)	imm1	(0)	(0)	(0)

T1

```
SETPAN{<q>} #<imm> // (Not permitted in IT block)
```

```
if InITBlock() then UNPREDICTABLE;
if !IsFeatureImplemented(FEAT_PAN) then UNDEFINED;
constant value = imm1;
```

Assembler Symbols

- <q> See *Standard assembler syntax fields*.
- <imm> Is the unsigned immediate 0 or 1, encoded in the "imm1" field.

Operation

```
EncodingSpecificOperations();
if PSTATE.EL != EL0 then
    PSTATE.PAN = value;
```

SEV

Send Event is a hint instruction. It causes an event to be signaled to all PEs in the multiprocessor system. For more information, see [Wait For Event and Send Event](#).  
It has encodings from the following instruction sets: A32 ( [A1](#) ) and T32 ( [T1](#) and [T2](#) ).

A1

31	30	29	28	27	26	25	24	23	22	21	20	19	18	17	16	15	14	13	12	11	10	9	8	7	6	5	4	3	2	1	0
!= 1111				0	0	1	1	0	0	1	0	0	0	0	0	(1)	(1)	(1)	(1)	(0)	(0)	(0)	(0)	0	0	0	0	0	1	0	0
cond																															

A1

```
SEV{<c>}{<q>}

// No additional decoding required
```

T1

15	14	13	12	11	10	9	8	7	6	5	4	3	2	1	0
1	0	1	1	1	1	1	1	0	1	0	0	0	0	0	0

T1

```
SEV{<c>}{<q>}

// No additional decoding required
```

T2

15	14	13	12	11	10	9	8	7	6	5	4	3	2	1	0	15	14	13	12	11	10	9	8	7	6	5	4	3	2	1	0
1	1	1	1	0	0	1	1	1	0	1	0	(1)	(1)	(1)	(1)	1	0	(0)	0	(0)	0	0	0	0	0	0	0	0	1	0	0

T2

```
SEV{<c>}.W

// No additional decoding required
```

For more information about the CONSTRAINED UNPREDICTABLE behavior of this instruction, see [Architectural Constraints on UNPREDICTABLE behaviors](#).

Assembler Symbols

- <c> See [Standard assembler syntax fields](#).
- <q> See [Standard assembler syntax fields](#).

Operation

```
if ConditionPassed() then
    EncodingSpecificOperations();
    SendEvent();
```

SEVL

Send Event Local is a hint instruction that causes an event to be signaled locally without requiring the event to be signaled to other PEs in the multiprocessor system. It can prime a wait-loop which starts with a WFE instruction.

It has encodings from the following instruction sets: A32 ( [A1](#) ) and T32 ( [T1](#) and [T2](#) ).

A1

31	30	29	28	27	26	25	24	23	22	21	20	19	18	17	16	15	14	13	12	11	10	9	8	7	6	5	4	3	2	1	0
!= 1111				0	0	1	1	0	0	1	0	0	0	0	0	(1)	(1)	(1)	(1)	(0)	(0)	(0)	(0)	0	0	0	0	0	1	0	1
cond																															

A1

```
SEVL{<c>}{<q>}

// No additional decoding required
```

T1

15	14	13	12	11	10	9	8	7	6	5	4	3	2	1	0
1	0	1	1	1	1	1	1	0	1	0	1	0	0	0	0

T1

```
SEVL{<c>}{<q>}

// No additional decoding required
```

T2

15	14	13	12	11	10	9	8	7	6	5	4	3	2	1	0	15	14	13	12	11	10	9	8	7	6	5	4	3	2	1	0
1	1	1	1	0	0	1	1	1	0	1	0	(1)	(1)	(1)	(1)	1	0	(0)	0	(0)	0	0	0	0	0	0	0	0	1	0	1

T2

```
SEVL{<c>}.W

// No additional decoding required
```

For more information about the CONSTRAINED UNPREDICTABLE behavior of this instruction, see [Architectural Constraints on UNPREDICTABLE behaviors](#).

Assembler Symbols

- <c> See [Standard assembler syntax fields](#).
- <q> See [Standard assembler syntax fields](#).

Operation

```
if ConditionPassed() then
    EncodingSpecificOperations();
    SendEventLocal();
```

# SHADD16

Signed Halving Add 16 performs two signed 16-bit integer additions, halves the results, and writes the results to the destination register. It has encodings from the following instruction sets: A32 ( [A1](#) ) and T32 ( [T1](#) ).

## A1

31	30	29	28	27	26	25	24	23	22	21	20	19	18	17	16	15	14	13	12	11	10	9	8	7	6	5	4	3	2	1	0
!= 1111				0	1	1	0	0	0	1	1	Rn				Rd				(1)	(1)	(1)	(1)	0	0	0	1	Rm			
cond																															

## A1

```
SHADD16{<c>}{<q>} {<Rd>}, {<Rn>, <Rm>}

constant d = UInt(Rd); constant n = UInt(Rn); constant m = UInt(Rm);
if d == 15 || n == 15 || m == 15 then UNPREDICTABLE;
```

## T1

15	14	13	12	11	10	9	8	7	6	5	4	3	2	1	0	15	14	13	12	11	10	9	8	7	6	5	4	3	2	1	0
1	1	1	1	1	0	1	0	1	0	0	1	Rn				1	1	1	1	Rd				0	0	1	0	Rm			

## T1

```
SHADD16{<c>}{<q>} {<Rd>}, {<Rn>, <Rm>}

constant d = UInt(Rd); constant n = UInt(Rn); constant m = UInt(Rm);
// Armv8-A removes UNPREDICTABLE for R13
if d == 15 || n == 15 || m == 15 then UNPREDICTABLE;
```

For more information about the CONSTRAINED UNPREDICTABLE behavior of this instruction, see [Architectural Constraints on UNPREDICTABLE behaviors](#).

## Assembler Symbols

- <c> See [Standard assembler syntax fields](#).
- <q> See [Standard assembler syntax fields](#).
- <Rd> Is the general-purpose destination register, encoded in the "Rd" field.
- <Rn> Is the first general-purpose source register, encoded in the "Rn" field.
- <Rm> Is the second general-purpose source register, encoded in the "Rm" field.

## Operation

```
if ConditionPassed() then
    EncodingSpecificOperations();
    constant sum1 = SInt(R[n]<15:0>) + SInt(R[m]<15:0>);
    constant sum2 = SInt(R[n]<31:16>) + SInt(R[m]<31:16>);
    R[d]<15:0> = sum1<16:1>;
    R[d]<31:16> = sum2<16:1>;
```

## Operational information

- If CPSR.DIT is 1, this instruction has passed its condition execution check, and does not use R15 as either its source or destination:
- The execution time of this instruction is independent of:
    - The values of the data supplied in any of its registers.
    - The values of the NZCV flags.
  - The response of this instruction to asynchronous exceptions does not vary based on:

- The values of the data supplied in any of its registers.
- The values of the NZCV flags.

Internal version only: isa v01\_31, pseudocode v2024-03\_rel ; Build timestamp: 2024-03-25T10:05

Copyright © 2010-2024 Arm Limited or its affiliates. All rights reserved. This document is Non-Confidential.

# SHADD8

Signed Halving Add 8 performs four signed 8-bit integer additions, halves the results, and writes the results to the destination register. It has encodings from the following instruction sets: A32 ( [A1](#) ) and T32 ( [T1](#) ).

## A1

31	30	29	28	27	26	25	24	23	22	21	20	19	18	17	16	15	14	13	12	11	10	9	8	7	6	5	4	3	2	1	0
!= 1111				0	1	1	0	0	0	1	1	Rn				Rd				(1)	(1)	(1)	(1)	1	0	0	1	Rm			
cond																															

## A1

```
SHADD8{<c>}{<q>}{<Rd>,}<Rn>,<Rm>

constant d = UInt(Rd); constant n = UInt(Rn); constant m = UInt(Rm);
if d == 15 || n == 15 || m == 15 then UNPREDICTABLE;
```

## T1

15	14	13	12	11	10	9	8	7	6	5	4	3	2	1	0	15	14	13	12	11	10	9	8	7	6	5	4	3	2	1	0
1	1	1	1	1	0	1	0	1	0	0	0	Rn				1	1	1	1	Rd				0	0	1	0	Rm			

## T1

```
SHADD8{<c>}{<q>}{<Rd>,}<Rn>,<Rm>

constant d = UInt(Rd); constant n = UInt(Rn); constant m = UInt(Rm);
// Armv8-A removes UNPREDICTABLE for R13
if d == 15 || n == 15 || m == 15 then UNPREDICTABLE;
```

For more information about the CONSTRAINED UNPREDICTABLE behavior of this instruction, see [Architectural Constraints on UNPREDICTABLE behaviors](#).

## Assembler Symbols

- <c> See [Standard assembler syntax fields](#).
- <q> See [Standard assembler syntax fields](#).
- <Rd> Is the general-purpose destination register, encoded in the "Rd" field.
- <Rn> Is the first general-purpose source register, encoded in the "Rn" field.
- <Rm> Is the second general-purpose source register, encoded in the "Rm" field.

## Operation

```
if ConditionPassed() then
    EncodingSpecificOperations();
    constant sum1 = SInt(R[n]<7:0>) + SInt(R[m]<7:0>);
    constant sum2 = SInt(R[n]<15:8>) + SInt(R[m]<15:8>);
    constant sum3 = SInt(R[n]<23:16>) + SInt(R[m]<23:16>);
    constant sum4 = SInt(R[n]<31:24>) + SInt(R[m]<31:24>);
    R[d]<7:0> = sum1<8:1>;
    R[d]<15:8> = sum2<8:1>;
    R[d]<23:16> = sum3<8:1>;
    R[d]<31:24> = sum4<8:1>;
```

## Operational information

If CPSR.DIT is 1, this instruction has passed its condition execution check, and does not use R15 as either its source or destination:



- The execution time of this instruction is independent of:
  - The values of the data supplied in any of its registers.
  - The values of the NZCV flags.
- The response of this instruction to asynchronous exceptions does not vary based on:
  - The values of the data supplied in any of its registers.
  - The values of the NZCV flags.

Internal version only: isa v01\_31, pseudocode v2024-03\_rel ; Build timestamp: 2024-03-25T10:05

Copyright © 2010-2024 Arm Limited or its affiliates. All rights reserved. This document is Non-Confidential.

# SHASX

Signed Halving Add and Subtract with Exchange exchanges the two halfwords of the second operand, performs one signed 16-bit integer addition and one signed 16-bit subtraction, halves the results, and writes the results to the destination register. It has encodings from the following instruction sets: A32 ( [A1](#) ) and T32 ( [T1](#) ).

## A1

31	30	29	28	27	26	25	24	23	22	21	20	19	18	17	16	15	14	13	12	11	10	9	8	7	6	5	4	3	2	1	0
!= 1111				0	1	1	0	0	0	1	1	Rn				Rd				(1)	(1)	(1)	(1)	0	0	1	1	Rm			
cond																															

## A1

```
SHASX{<c>}{<q>} {<Rd>}, <Rn>, <Rm>

constant d = UInt(Rd);  constant n = UInt(Rn);  constant m = UInt(Rm);
if d == 15 || n == 15 || m == 15 then UNPREDICTABLE;
```

## T1

15	14	13	12	11	10	9	8	7	6	5	4	3	2	1	0	15	14	13	12	11	10	9	8	7	6	5	4	3	2	1	0
1	1	1	1	1	0	1	0	1	0	1	0	Rn				1	1	1	1	Rd				0	0	1	0	Rm			

## T1

```
SHASX{<c>}{<q>} {<Rd>}, <Rn>, <Rm>

constant d = UInt(Rd);  constant n = UInt(Rn);  constant m = UInt(Rm);
// Armv8-A removes UNPREDICTABLE for R13
if d == 15 || n == 15 || m == 15 then UNPREDICTABLE;
```

For more information about the CONSTRAINED UNPREDICTABLE behavior of this instruction, see [Architectural Constraints on UNPREDICTABLE behaviors](#).

## Assembler Symbols

- <c> See [Standard assembler syntax fields](#).
- <q> See [Standard assembler syntax fields](#).
- <Rd> Is the general-purpose destination register, encoded in the "Rd" field.
- <Rn> Is the first general-purpose source register, encoded in the "Rn" field.
- <Rm> Is the second general-purpose source register, encoded in the "Rm" field.

## Operation

```
if ConditionPassed() then
    EncodingSpecificOperations();
    constant diff = SInt(R[n]<15:0>) - SInt(R[m]<31:16>);
    constant sum  = SInt(R[n]<31:16>) + SInt(R[m]<15:0>);
    R[d]<15:0>    = diff<16:1>;
    R[d]<31:16>   = sum<16:1>;
```

## Operational information

- If CPSR.DIT is 1, this instruction has passed its condition execution check, and does not use R15 as either its source or destination:
- The execution time of this instruction is independent of:
    - The values of the data supplied in any of its registers.
    - The values of the NZCV flags.

- The response of this instruction to asynchronous exceptions does not vary based on:
  - The values of the data supplied in any of its registers.
  - The values of the NZCV flags.

Internal version only: isa v01\_31, pseudocode v2024-03\_rel ; Build timestamp: 2024-03-25T10:05

Copyright © 2010-2024 Arm Limited or its affiliates. All rights reserved. This document is Non-Confidential.

# SHSAX

Signed Halving Subtract and Add with Exchange exchanges the two halfwords of the second operand, performs one signed 16-bit integer subtraction and one signed 16-bit addition, halves the results, and writes the results to the destination register.

It has encodings from the following instruction sets: A32 ( [A1](#) ) and T32 ( [T1](#) ).

## A1

31	30	29	28	27	26	25	24	23	22	21	20	19	18	17	16	15	14	13	12	11	10	9	8	7	6	5	4	3	2	1	0
!= 1111				0	1	1	0	0	0	1	1	Rn				Rd				(1)	(1)	(1)	(1)	0	1	0	1	Rm			
cond																															

## A1

```
SHSAX{<c>}{<q>} {<Rd>,} <Rn>, <Rm>

constant d = UInt(Rd);  constant n = UInt(Rn);  constant m = UInt(Rm);
if d == 15 || n == 15 || m == 15 then UNPREDICTABLE;
```

## T1

15	14	13	12	11	10	9	8	7	6	5	4	3	2	1	0	15	14	13	12	11	10	9	8	7	6	5	4	3	2	1	0
1	1	1	1	1	0	1	0	1	1	1	0	Rn				1	1	1	1	Rd				0	0	1	0	Rm			

## T1

```
SHSAX{<c>}{<q>} {<Rd>,} <Rn>, <Rm>

constant d = UInt(Rd);  constant n = UInt(Rn);  constant m = UInt(Rm);
// Armv8-A removes UNPREDICTABLE for R13
if d == 15 || n == 15 || m == 15 then UNPREDICTABLE;
```

For more information about the CONSTRAINED UNPREDICTABLE behavior of this instruction, see [Architectural Constraints on UNPREDICTABLE behaviors](#).

## Assembler Symbols

- <c> See [Standard assembler syntax fields](#).
- <q> See [Standard assembler syntax fields](#).
- <Rd> Is the general-purpose destination register, encoded in the "Rd" field.
- <Rn> Is the first general-purpose source register, encoded in the "Rn" field.
- <Rm> Is the second general-purpose source register, encoded in the "Rm" field.

## Operation

```
if ConditionPassed() then
    EncodingSpecificOperations();
    constant sum  = SInt(R[n]<15:0>) + SInt(R[m]<31:16>);
    constant diff = SInt(R[n]<31:16>) - SInt(R[m]<15:0>);
    R[d]<15:0>    = sum<16:1>;
    R[d]<31:16>   = diff<16:1>;
```

## Operational information

- If CPSR.DIT is 1, this instruction has passed its condition execution check, and does not use R15 as either its source or destination:
- The execution time of this instruction is independent of:
    - The values of the data supplied in any of its registers.
    - The values of the NZCV flags.

- The response of this instruction to asynchronous exceptions does not vary based on:
  - The values of the data supplied in any of its registers.
  - The values of the NZCV flags.

Internal version only: isa v01\_31, pseudocode v2024-03\_rel ; Build timestamp: 2024-03-25T10:05

Copyright © 2010-2024 Arm Limited or its affiliates. All rights reserved. This document is Non-Confidential.

# SHSUB16

Signed Halving Subtract 16 performs two signed 16-bit integer subtractions, halves the results, and writes the results to the destination register. It has encodings from the following instruction sets: A32 ( [A1](#) ) and T32 ( [T1](#) ).

## A1

31	30	29	28	27	26	25	24	23	22	21	20	19	18	17	16	15	14	13	12	11	10	9	8	7	6	5	4	3	2	1	0
!= 1111				0	1	1	0	0	0	1	1	Rn				Rd				(1)	(1)	(1)	(1)	0	1	1	1	Rm			
cond																															

## A1

```
SHSUB16{<c>}{<q>} {<Rd>}, {<Rn>, <Rm>}

constant d = UInt(Rd); constant n = UInt(Rn); constant m = UInt(Rm);
if d == 15 || n == 15 || m == 15 then UNPREDICTABLE;
```

## T1

15	14	13	12	11	10	9	8	7	6	5	4	3	2	1	0	15	14	13	12	11	10	9	8	7	6	5	4	3	2	1	0
1	1	1	1	1	0	1	0	1	1	0	1	Rn				1	1	1	1	Rd				0	0	1	0	Rm			

## T1

```
SHSUB16{<c>}{<q>} {<Rd>}, {<Rn>, <Rm>}

constant d = UInt(Rd); constant n = UInt(Rn); constant m = UInt(Rm);
// Armv8-A removes UNPREDICTABLE for R13
if d == 15 || n == 15 || m == 15 then UNPREDICTABLE;
```

For more information about the CONSTRAINED UNPREDICTABLE behavior of this instruction, see [Architectural Constraints on UNPREDICTABLE behaviors](#).

## Assembler Symbols

<c>	See <a href="#">Standard assembler syntax fields</a> .
<q>	See <a href="#">Standard assembler syntax fields</a> .
<Rd>	Is the general-purpose destination register, encoded in the "Rd" field.
<Rn>	Is the first general-purpose source register, encoded in the "Rn" field.
<Rm>	Is the second general-purpose source register, encoded in the "Rm" field.

## Operation

```
if ConditionPassed() then
    EncodingSpecificOperations();
    constant diff1 = SInt(R[n]<15:0>) - SInt(R[m]<15:0>);
    constant diff2 = SInt(R[n]<31:16>) - SInt(R[m]<31:16>);
    R[d]<15:0> = diff1<16:1>;
    R[d]<31:16> = diff2<16:1>;
```

## Operational information

- If CPSR.DIT is 1, this instruction has passed its condition execution check, and does not use R15 as either its source or destination:
- The execution time of this instruction is independent of:
    - The values of the data supplied in any of its registers.
    - The values of the NZCV flags.
  - The response of this instruction to asynchronous exceptions does not vary based on:

- The values of the data supplied in any of its registers.
- The values of the NZCV flags.

Internal version only: isa v01\_31, pseudocode v2024-03\_rel ; Build timestamp: 2024-03-25T10:05

Copyright © 2010-2024 Arm Limited or its affiliates. All rights reserved. This document is Non-Confidential.

# SHSUB8

Signed Halving Subtract 8 performs four signed 8-bit integer subtractions, halves the results, and writes the results to the destination register. It has encodings from the following instruction sets: A32 ( [A1](#) ) and T32 ( [T1](#) ).

## A1

31	30	29	28	27	26	25	24	23	22	21	20	19	18	17	16	15	14	13	12	11	10	9	8	7	6	5	4	3	2	1	0
!= 1111				0	1	1	0	0	0	1	1	Rn				Rd				(1)	(1)	(1)	(1)	1	1	1	1	Rm			
cond																															

## A1

```
SHSUB8{<c>}{<q>} {<Rd>,} <Rn>, <Rm>

constant d = UInt(Rd); constant n = UInt(Rn); constant m = UInt(Rm);
if d == 15 || n == 15 || m == 15 then UNPREDICTABLE;
```

## T1

15	14	13	12	11	10	9	8	7	6	5	4	3	2	1	0	15	14	13	12	11	10	9	8	7	6	5	4	3	2	1	0
1	1	1	1	1	0	1	0	1	1	0	0	Rn				1	1	1	1	Rd				0	0	1	0	Rm			

## T1

```
SHSUB8{<c>}{<q>} {<Rd>,} <Rn>, <Rm>

constant d = UInt(Rd); constant n = UInt(Rn); constant m = UInt(Rm);
// Armv8-A removes UNPREDICTABLE for R13
if d == 15 || n == 15 || m == 15 then UNPREDICTABLE;
```

For more information about the CONSTRAINED UNPREDICTABLE behavior of this instruction, see [Architectural Constraints on UNPREDICTABLE behaviors](#).

## Assembler Symbols

- <c> See [Standard assembler syntax fields](#).
- <q> See [Standard assembler syntax fields](#).
- <Rd> Is the general-purpose destination register, encoded in the "Rd" field.
- <Rn> Is the first general-purpose source register, encoded in the "Rn" field.
- <Rm> Is the second general-purpose source register, encoded in the "Rm" field.

## Operation

```
if ConditionPassed() then
    EncodingSpecificOperations();
    constant diff1 = SInt(R[n]<7:0>) - SInt(R[m]<7:0>);
    constant diff2 = SInt(R[n]<15:8>) - SInt(R[m]<15:8>);
    constant diff3 = SInt(R[n]<23:16>) - SInt(R[m]<23:16>);
    constant diff4 = SInt(R[n]<31:24>) - SInt(R[m]<31:24>);
    R[d]<7:0> = diff1<8:1>;
    R[d]<15:8> = diff2<8:1>;
    R[d]<23:16> = diff3<8:1>;
    R[d]<31:24> = diff4<8:1>;
```

## Operational information

If CPSR.DIT is 1, this instruction has passed its condition execution check, and does not use R15 as either its source or destination:



- The execution time of this instruction is independent of:
  - The values of the data supplied in any of its registers.
  - The values of the NZCV flags.
- The response of this instruction to asynchronous exceptions does not vary based on:
  - The values of the data supplied in any of its registers.
  - The values of the NZCV flags.

Internal version only: isa v01\_31, pseudocode v2024-03\_rel ; Build timestamp: 2024-03-25T10:05

Copyright © 2010-2024 Arm Limited or its affiliates. All rights reserved. This document is Non-Confidential.

SMC

Secure Monitor Call causes a Secure Monitor Call exception. For more information, see [Secure Monitor Call \(SMC\) exception](#).

SMC is available only for software executing at EL1 or higher. It is UNDEFINED in User mode.

If the values of [HCR.TSC](#) and [SCR.SCD](#) are both 0, execution of an SMC instruction at EL1 or higher generates a Secure Monitor Call exception that is taken to EL3. When EL3 is using AArch32 this exception is taken to Monitor mode. When EL3 is using AArch64, it is the [SCR\\_EL3.SMD](#) bit, rather than the [SCR.SCD](#) bit, that can change the effect of executing an SMC instruction.

If the value of [HCR.TSC](#) is 1, execution of an SMC instruction in a Non-secure EL1 mode generates an exception that is taken to EL2, regardless of the value of [SCR.SCD](#). When EL2 is using AArch32, this is a Hyp Trap exception that is taken to Hyp mode. For more information, see [HCR.TSC](#).

If the value of [HCR.TSC](#) is 0 and the value of [SCR.SCD](#) is 1, the SMC instruction is:

- UNDEFINED in Non-secure state.
- CONSTRAINED UNPREDICTABLE if executed in Secure state at EL1 or higher.

It has encodings from the following instruction sets: A32 ( [A1](#) ) and T32 ( [T1](#) ).

A1

31	30	29	28	27	26	25	24	23	22	21	20	19	18	17	16	15	14	13	12	11	10	9	8	7	6	5	4	3	2	1	0
!= 1111				0	0	0	1	0	1	1	0	(0)	(0)	(0)	(0)	(0)	(0)	(0)	(0)	(0)	(0)	(0)	(0)	0	1	1	1	imm4			
cond																															

A1

```
SMC{<c>}{<q>} {#}<imm4>

// imm4 is for assembly/disassembly only and is ignored by hardware
```

T1

15	14	13	12	11	10	9	8	7	6	5	4	3	2	1	0	15	14	13	12	11	10	9	8	7	6	5	4	3	2	1	0
1	1	1	1	0	1	1	1	1	1	1	1		imm4				1	0	0	0	(0)	(0)	(0)	(0)	(0)	(0)	(0)	(0)	(0)	(0)	(0)

T1

```
SMC{<c>}{<q>} {#}<imm4>

// imm4 is for assembly/disassembly only and is ignored by hardware
if InITBlock() && !LastInITBlock() then UNPREDICTABLE;
```

For more information about the CONSTRAINED UNPREDICTABLE behavior of this instruction, see [Architectural Constraints on UNPREDICTABLE behaviors](#).

Assembler Symbols

- <c> See [Standard assembler syntax fields](#).
- <q> See [Standard assembler syntax fields](#).
- <imm4> Is a 4-bit unsigned immediate value, in the range 0 to 15, encoded in the "imm4" field. This is ignored by the PE. The Secure Monitor Call exception handler (Secure Monitor code) can use this value to determine what service is being requested, but Arm does not recommend this.

## Operation

```
if ConditionPassed() then
    EncodingSpecificOperations();

    AArch32.CheckForSMCUndefinedOrTrap();

    if !ELUsingAArch32(EL3) then
        if SCR_EL3.SMD == '1' then
            // SMC disabled.
            UNDEFINED;
        else
            if SCR.SCD == '1' then
                // SMC disabled
                if CurrentSecurityState() == SS\_Secure then
                    // Executes either as a NOP or UNALLOCATED.
                    constant c = ConstrainUnpredictable(Unpredictable\_SMD);
                    assert c IN {Constraint\_NOP, Constraint\_UNDEF};
                    if c == Constraint\_NOP then EndOfInstruction();
                    UNDEFINED;
            else
                if !ELUsingAArch32(EL3) then
                    AArch64.CallSecureMonitor(Zeros(16));
                else
                    AArch32.TakeSMCException();
```

## CONSTRAINED UNPREDICTABLE behavior

If `SCR.SCD == '1' && CurrentSecurityState() == SS_Secure`, then one of the following behaviors must occur:

- The instruction is UNDEFINED.
- The instruction executes as NOP.

Internal version only: isa v01\_31, pseudocode v2024-03\_rel ; Build timestamp: 2024-03-25T10:05

Copyright © 2010-2024 Arm Limited or its affiliates. All rights reserved. This document is Non-Confidential.

SMLABB, SMLABT, SMLATB, SMLATT

Signed Multiply Accumulate (halfwords) performs a signed multiply accumulate operation. The multiply acts on two signed 16-bit quantities, taken from either the bottom or the top half of their respective source registers. The other halves of these source registers are ignored. The 32-bit product is added to a 32-bit accumulate value and the result is written to the destination register.

If overflow occurs during the addition of the accumulate value, the instruction sets *PSTATE*.Q to 1. It is not possible for overflow to occur during the multiplication.

It has encodings from the following instruction sets: A32 ( [A1](#) ) and T32 ( [T1](#) ).

A1

31	30	29	28	27	26	25	24	23	22	21	20	19	18	17	16	15	14	13	12	11	10	9	8	7	6	5	4	3	2	1	0
!= 1111				0	0	0	1	0	0	0	Rd				Ra				Rm				1	M	N	0	Rn				
cond																															

SMLABB (M == 0 && N == 0)

SMLABB{<c>}{<q>} <Rd>, <Rn>, <Rm>, <Ra>

SMLABT (M == 1 && N == 0)

SMLABT{<c>}{<q>} <Rd>, <Rn>, <Rm>, <Ra>

SMLATB (M == 0 && N == 1)

SMLATB{<c>}{<q>} <Rd>, <Rn>, <Rm>, <Ra>

SMLATT (M == 1 && N == 1)

SMLATT{<c>}{<q>} <Rd>, <Rn>, <Rm>, <Ra>

```
constant d = UInt(Rd);  constant n = UInt(Rn);  constant m = UInt(Rm);  constant a = UInt(Ra);
constant n_high = (N == '1');  constant m_high = (M == '1');
if d == 15 || n == 15 || m == 15 || a == 15 then UNPREDICTABLE;
```

T1

15	14	13	12	11	10	9	8	7	6	5	4	3	2	1	0	15	14	13	12	11	10	9	8	7	6	5	4	3	2	1	0
1	1	1	1	1	0	1	1	0	0	0	1	Rn				!= 1111				Rd				0	0	N	M	Rm			
Ra																															

SMLABB (N == 0 && M == 0)

```
SMLABB{<c>}{<q>}<Rd>, <Rn>, <Rm>, <Ra>
```

SMLABT (N == 0 && M == 1)

```
SMLABT{<c>}{<q>}<Rd>, <Rn>, <Rm>, <Ra>
```

SMLATB (N == 1 && M == 0)

```
SMLATB{<c>}{<q>}<Rd>, <Rn>, <Rm>, <Ra>
```

SMLATT (N == 1 && M == 1)

```
SMLATT{<c>}{<q>}<Rd>, <Rn>, <Rm>, <Ra>
```

```
if Ra == '1111' then SEE "SMULBB, SMULBT, SMULTB, SMULTT";
constant d = UInt(Rd); constant n = UInt(Rn); constant m = UInt(Rm); constant a = UInt(Ra);
constant n_high = (N == '1'); constant m_high = (M == '1');
// Armv8-A removes UNPREDICTABLE for R13
if d == 15 || n == 15 || m == 15 then UNPREDICTABLE;
```

For more information about the CONSTRAINED UNPREDICTABLE behavior of this instruction, see [Architectural Constraints on UNPREDICTABLE behaviors](#).

Assembler Symbols

<c>	See <a href="#">Standard assembler syntax fields</a> .
<q>	See <a href="#">Standard assembler syntax fields</a> .
<Rd>	Is the general-purpose destination register, encoded in the "Rd" field.
<Rn>	Is the first general-purpose source register holding the multiplicand in the bottom or top half (selected by <x>), encoded in the "Rn" field.
<Rm>	Is the second general-purpose source register holding the multiplier in the bottom or top half (selected by <y>), encoded in the "Rm" field.
<Ra>	Is the third general-purpose source register holding the addend, encoded in the "Ra" field.

Operation

```
if ConditionPassed() then
    EncodingSpecificOperations();
    constant operand1 = if n_high then R[n]<31:16> else R[n]<15:0>;
    constant operand2 = if m_high then R[m]<31:16> else R[m]<15:0>;
    constant result = SInt(operand1) * SInt(operand2) + SInt(R[a]);
    R[d] = result<31:0>;
    if result != SInt(result<31:0>) then // Signed overflow
        PSTATE.Q = '1';
```

# SMLAD, SMLADX

Signed Multiply Accumulate Dual performs two signed 16 x 16-bit multiplications. It adds the products to a 32-bit accumulate operand. Optionally, the instruction can exchange the halfwords of the second operand before performing the arithmetic. This produces top x bottom and bottom x top multiplication.

This instruction sets *PSTATE.Q* to 1 if the accumulate operation overflows. Overflow cannot occur during the multiplications.

It has encodings from the following instruction sets: A32 ( [A1](#) ) and T32 ( [T1](#) ).

## A1

31	30	29	28	27	26	25	24	23	22	21	20	19	18	17	16	15	14	13	12	11	10	9	8	7	6	5	4	3	2	1	0
!= 1111				0	1	1	1	0	0	0	0	Rd				!= 1111				Rm				0	0	M	1	Rn			
cond												Ra																			

## SMLAD (M == 0)

SMLAD{<c>}{<q>} <Rd>, <Rn>, <Rm>, <Ra>

## SMLADX (M == 1)

SMLADX{<c>}{<q>} <Rd>, <Rn>, <Rm>, <Ra>

```
if Ra == '1111' then SEE "SMUAD";
constant d = UInt(Rd); constant n = UInt(Rn); constant m = UInt(Rm); constant a = UInt(Ra);
constant m_swap = (M == '1');
if d == 15 || n == 15 || m == 15 then UNPREDICTABLE;
```

## T1

15	14	13	12	11	10	9	8	7	6	5	4	3	2	1	0	15	14	13	12	11	10	9	8	7	6	5	4	3	2	1	0
1	1	1	1	1	0	1	1	0	0	1	0	Rn				!= 1111				Rd				0	0	0	M	Rm			
Ra																															

## SMLAD (M == 0)

SMLAD{<c>}{<q>} <Rd>, <Rn>, <Rm>, <Ra>

## SMLADX (M == 1)

SMLADX{<c>}{<q>} <Rd>, <Rn>, <Rm>, <Ra>

```
if Ra == '1111' then SEE "SMUAD";
constant d = UInt(Rd); constant n = UInt(Rn); constant m = UInt(Rm); constant a = UInt(Ra);
constant m_swap = (M == '1');
// Armv8-A removes UNPREDICTABLE for R13
if d == 15 || n == 15 || m == 15 then UNPREDICTABLE;
```

For more information about the CONSTRAINED UNPREDICTABLE behavior of this instruction, see *Architectural Constraints on UNPREDICTABLE behaviors*.

## Assembler Symbols

- <c> See *Standard assembler syntax fields*.
- <q> See *Standard assembler syntax fields*.
- <Rd> Is the general-purpose destination register, encoded in the "Rd" field.
- <Rn> Is the first general-purpose source register, encoded in the "Rn" field.
- <Rm> Is the second general-purpose source register, encoded in the "Rm" field.

<Ra> Is the third general-purpose source register holding the addend, encoded in the "Ra" field.

## Operation

```
if ConditionPassed() then
    EncodingSpecificOperations();
    constant operand2 = if m_swap then ROR(R[m],16) else R[m];
    constant product1 = SInt(R[n]<15:0>) * SInt(operand2<15:0>);
    constant product2 = SInt(R[n]<31:16>) * SInt(operand2<31:16>);
    constant result = product1 + product2 + SInt(R[a]);
    R[d] = result<31:0>;
    if result != SInt(result<31:0>) then // Signed overflow
        PSTATE.Q = '1';
```

Internal version only: isa v01\_31, pseudocode v2024-03\_rel ; Build timestamp: 2024-03-25T10:05

Copyright © 2010-2024 Arm Limited or its affiliates. All rights reserved. This document is Non-Confidential.

# SMLAL, SMLALS

Signed Multiply Accumulate Long multiplies two signed 32-bit values to produce a 64-bit value, and accumulates this with a 64-bit value. In A32 instructions, the condition flags can optionally be updated based on the result. Use of this option adversely affects performance on many implementations. It has encodings from the following instruction sets: A32 ( [A1](#) ) and T32 ( [T1](#) ).

## A1

31	30	29	28	27	26	25	24	23	22	21	20	19	18	17	16	15	14	13	12	11	10	9	8	7	6	5	4	3	2	1	0
!= 1111				0	0	0	0	1	1	1	S	RdHi				RdLo				Rm				1 0 0 1				Rn			
cond																															

### Flag setting (S == 1)

SMLALS{<c>}{<q>} <RdLo>, <RdHi>, <Rn>, <Rm>

### Not flag setting (S == 0)

SMLAL{<c>}{<q>} <RdLo>, <RdHi>, <Rn>, <Rm>

```
constant dLo = UInt(RdLo); constant dHi = UInt(RdHi); constant n = UInt(Rn);
constant m = UInt(Rm); constant setflags = (S == '1');
if dLo == 15 || dHi == 15 || n == 15 || m == 15 then UNPREDICTABLE;
if dHi == dLo then UNPREDICTABLE;
```

## CONSTRAINED UNPREDICTABLE behavior

If `dHi == dLo`, then one of the following behaviors must occur:

- The instruction is UNDEFINED.
- The instruction executes as NOP.
- The value in the destination register is UNKNOWN.

## T1

15	14	13	12	11	10	9	8	7	6	5	4	3	2	1	0	15	14	13	12	11	10	9	8	7	6	5	4	3	2	1	0
1	1	1	1	1	0	1	1	1	1	0	0	Rn				RdLo				RdHi				0	0	0	0	Rm			

## T1

SMLAL{<c>}{<q>} <RdLo>, <RdHi>, <Rn>, <Rm>

```
constant dLo = UInt(RdLo); constant dHi = UInt(RdHi); constant n = UInt(Rn);
constant m = UInt(Rm); constant setflags = FALSE;
if dLo == 15 || dHi == 15 || n == 15 || m == 15 then UNPREDICTABLE;
// Armv8-A removes UNPREDICTABLE for R13
if dHi == dLo then UNPREDICTABLE;
```

## CONSTRAINED UNPREDICTABLE behavior

If `dHi == dLo`, then one of the following behaviors must occur:

- The instruction is UNDEFINED.
- The instruction executes as NOP.
- The value in the destination register is UNKNOWN.

For more information about the CONSTRAINED UNPREDICTABLE behavior of this instruction, see [Architectural Constraints on UNPREDICTABLE behaviors](#).



Assembler Symbols

<c>	See <i>Standard assembler syntax fields</i> .
<q>	See <i>Standard assembler syntax fields</i> .
<RdLo>	Is the general-purpose source register holding the lower 32 bits of the addend, and the destination register for the lower 32 bits of the result, encoded in the "RdLo" field.
<RdHi>	Is the general-purpose source register holding the upper 32 bits of the addend, and the destination register for the upper 32 bits of the result, encoded in the "RdHi" field.
<Rn>	Is the first general-purpose source register holding the multiplicand, encoded in the "Rn" field.
<Rm>	Is the second general-purpose source register holding the multiplier, encoded in the "Rm" field.

Operation

```
if ConditionPassed() then
    EncodingSpecificOperations();
    constant result = SInt(R[n]) * SInt(R[m]) + SInt(R[dHi]:R[dLo]);
    R[dHi] = result<63:32>;
    R[dLo] = result<31:0>;
    if setflags then
        PSTATE.N = result<63>;
        PSTATE.Z = IsZeroBit(result<63:0>);
        // PSTATE.C, PSTATE.V unchanged
```

Operational information

If CPSR.DIT is 1, this instruction has passed its condition execution check, and does not use R15 as either its source or destination:

- The execution time of this instruction is independent of:
  - The values of the data supplied in any of its registers.
  - The values of the NZCV flags.
- The response of this instruction to asynchronous exceptions does not vary based on:
  - The values of the data supplied in any of its registers.
  - The values of the NZCV flags.

SMLALBB, SMLALBT, SMLALTB, SMLALTT

Signed Multiply Accumulate Long (halfwords) multiplies two signed 16-bit values to produce a 32-bit value, and accumulates this with a 64-bit value. The multiply acts on two signed 16-bit quantities, taken from either the bottom or the top half of their respective source registers. The other halves of these source registers are ignored. The 32-bit product is sign-extended and accumulated with a 64-bit accumulate value. Overflow is possible during this instruction, but only as a result of the 64-bit addition. This overflow is not detected if it occurs. Instead, the result wraps around modulo  $2^{64}$ . It has encodings from the following instruction sets: A32 ( [A1](#) ) and T32 ( [T1](#) ).

A1

31	30	29	28	27	26	25	24	23	22	21	20	19	18	17	16	15	14	13	12	11	10	9	8	7	6	5	4	3	2	1	0
!= 1111				0	0	0	1	0	1	0	0	RdHi				RdLo				Rm				1	M	N	0	Rn			
cond																															

SMLALBB (M == 0 && N == 0)

SMLALBB{<c>}{<q>} <RdLo>, <RdHi>, <Rn>, <Rm>

SMLALBT (M == 1 && N == 0)

SMLALBT{<c>}{<q>} <RdLo>, <RdHi>, <Rn>, <Rm>

SMLALTB (M == 0 && N == 1)

SMLALTB{<c>}{<q>} <RdLo>, <RdHi>, <Rn>, <Rm>

SMLALTT (M == 1 && N == 1)

SMLALTT{<c>}{<q>} <RdLo>, <RdHi>, <Rn>, <Rm>

```
constant dLo = UInt(RdLo);  constant dHi = UInt(RdHi);  constant n = UInt(Rn);
constant m = UInt(Rm);
constant n_high = (N == '1');  constant m_high = (M == '1');
if dLo == 15 || dHi == 15 || n == 15 || m == 15 then UNPREDICTABLE;
if dHi == dLo then UNPREDICTABLE;
```

CONSTRAINED UNPREDICTABLE behavior

- If `dHi == dLo`, then one of the following behaviors must occur:
- The instruction is UNDEFINED.
  - The instruction executes as NOP.
  - The value in the destination register is UNKNOWN.

T1

15	14	13	12	11	10	9	8	7	6	5	4	3	2	1	0	15	14	13	12	11	10	9	8	7	6	5	4	3	2	1	0
1	1	1	1	1	0	1	1	1	1	0	0	Rn				RdLo				RdHi				1	0	N	M	Rm			

## SMLALBB (N == 0 && M == 0)

SMLALBB{<c>}{<q>} <RdLo>, <RdHi>, <Rn>, <Rm>

## SMLALBT (N == 0 && M == 1)

SMLALBT{<c>}{<q>} <RdLo>, <RdHi>, <Rn>, <Rm>

## SMLALTB (N == 1 && M == 0)

SMLALTB{<c>}{<q>} <RdLo>, <RdHi>, <Rn>, <Rm>

## SMLALTT (N == 1 && M == 1)

SMLALTT{<c>}{<q>} <RdLo>, <RdHi>, <Rn>, <Rm>

```
constant dLo = UInt(RdLo); constant dHi = UInt(RdHi); constant n = UInt(Rn);
constant m = UInt(Rm);
constant n_high = (N == '1'); constant m_high = (M == '1');
if dLo == 15 || dHi == 15 || n == 15 || m == 15 then UNPREDICTABLE;
// Armv8-A removes UNPREDICTABLE for R13
if dHi == dLo then UNPREDICTABLE;
```

## CONSTRAINED UNPREDICTABLE behavior

If `dHi == dLo`, then one of the following behaviors must occur:

- The instruction is UNDEFINED.
- The instruction executes as NOP.
- The value in the destination register is UNKNOWN.

For more information about the CONSTRAINED UNPREDICTABLE behavior of this instruction, see [Architectural Constraints on UNPREDICTABLE behaviors](#).

## Assembler Symbols

<c>	See <a href="#">Standard assembler syntax fields</a> .
<q>	See <a href="#">Standard assembler syntax fields</a> .
<RdLo>	Is the general-purpose source register holding the lower 32 bits of the addend, and the destination register for the lower 32 bits of the result, encoded in the "RdLo" field.
<RdHi>	Is the general-purpose source register holding the upper 32 bits of the addend, and the destination register for the upper 32 bits of the result, encoded in the "RdHi" field.
<Rn>	For encoding A1: is the first general-purpose source register holding the multiplicand in the bottom or top half (selected by <x>), encoded in the "Rn" field.  For encoding T1: is the first general-purpose source register holding the multiplicand in the bottom or top half (selected by <x>), encoded in the "Rn" field.
<Rm>	For encoding A1: is the second general-purpose source register holding the multiplier in the bottom or top half (selected by <y>), encoded in the "Rm" field.  For encoding T1: is the second general-purpose source register holding the multiplier in the bottom or top half (selected by <x>), encoded in the "Rm" field.

## Operation

```
if ConditionPassed() then
    EncodingSpecificOperations();
    constant operand1 = if n_high then R[n]<31:16> else R[n]<15:0>;
    constant operand2 = if m_high then R[m]<31:16> else R[m]<15:0>;
    constant result = SInt(operand1) * SInt(operand2) + SInt(R[dHi]:R[dLo]);
    R[dHi] = result<63:32>;
    R[dLo] = result<31:0>;
```

## Operational information

If CPSR.DIT is 1, this instruction has passed its condition execution check, and does not use R15 as either its source or destination:

- The execution time of this instruction is independent of:
  - The values of the data supplied in any of its registers.
  - The values of the NZCV flags.
- The response of this instruction to asynchronous exceptions does not vary based on:
  - The values of the data supplied in any of its registers.
  - The values of the NZCV flags.

Internal version only: isa v01\_31, pseudocode v2024-03\_rel ; Build timestamp: 2024-03-25T10:05

Copyright © 2010-2024 Arm Limited or its affiliates. All rights reserved. This document is Non-Confidential.

# SMLALD, SMLALDX

Signed Multiply Accumulate Long Dual performs two signed 16 x 16-bit multiplications. It adds the products to a 64-bit accumulate operand. Optionally, the instruction can exchange the halfwords of the second operand before performing the arithmetic. This produces top x bottom and bottom x top multiplication. Overflow is possible during this instruction, but only as a result of the 64-bit addition. This overflow is not detected if it occurs. Instead, the result wraps around modulo 2<sup>64</sup>. It has encodings from the following instruction sets: A32 ( [A1](#) ) and T32 ( [T1](#) ).

## A1

31	30	29	28	27	26	25	24	23	22	21	20	19	18	17	16	15	14	13	12	11	10	9	8	7	6	5	4	3	2	1	0
!= 1111				0	1	1	1	0	1	0	0	RdHi				RdLo				Rm				0	0	M	1	Rn			
cond																															

## SMLALD (M == 0)

SMLALD{<c>}{<q>} <RdLo>, <RdHi>, <Rn>, <Rm>

## SMLALDX (M == 1)

SMLALDX{<c>}{<q>} <RdLo>, <RdHi>, <Rn>, <Rm>

```
constant dLo = UInt(RdLo); constant dHi = UInt(RdHi); constant n = UInt(Rn);
constant m = UInt(Rm); constant m_swap = (M == '1');
if dLo == 15 || dHi == 15 || n == 15 || m == 15 then UNPREDICTABLE;
if dHi == dLo then UNPREDICTABLE;
```

## CONSTRAINED UNPREDICTABLE behavior

If dHi == dLo, then one of the following behaviors must occur:

- The instruction is UNDEFINED.
- The instruction executes as NOP.
- The value in the destination register is UNKNOWN.

## T1

15	14	13	12	11	10	9	8	7	6	5	4	3	2	1	0	15	14	13	12	11	10	9	8	7	6	5	4	3	2	1	0
1	1	1	1	1	0	1	1	1	1	0	0	Rn				RdLo				RdHi				1	1	0	M	Rm			

## SMLALD (M == 0)

SMLALD{<c>}{<q>} <RdLo>, <RdHi>, <Rn>, <Rm>

## SMLALDX (M == 1)

SMLALDX{<c>}{<q>} <RdLo>, <RdHi>, <Rn>, <Rm>

```
constant dLo = UInt(RdLo); constant dHi = UInt(RdHi); constant n = UInt(Rn);
constant m = UInt(Rm); constant m_swap = (M == '1');
if dLo == 15 || dHi == 15 || n == 15 || m == 15 then UNPREDICTABLE;
// Armv8-A removes UNPREDICTABLE for R13
if dHi == dLo then UNPREDICTABLE;
```

## CONSTRAINED UNPREDICTABLE behavior

If dHi == dLo, then one of the following behaviors must occur:

- The instruction is UNDEFINED.

- The instruction executes as NOP.
- The value in the destination register is UNKNOWN.

For more information about the CONSTRAINED UNPREDICTABLE behavior of this instruction, see [Architectural Constraints on UNPREDICTABLE behaviors](#).

## Assembler Symbols

<c>	See <a href="#">Standard assembler syntax fields</a> .
<q>	See <a href="#">Standard assembler syntax fields</a> .
<RdLo>	Is the general-purpose source register holding the lower 32 bits of the addend, and the destination register for the lower 32 bits of the result, encoded in the "RdLo" field.
<RdHi>	Is the general-purpose source register holding the upper 32 bits of the addend, and the destination register for the upper 32 bits of the result, encoded in the "RdHi" field.
<Rn>	Is the first general-purpose source register, encoded in the "Rn" field.
<Rm>	Is the second general-purpose source register, encoded in the "Rm" field.

## Operation

```
if ConditionPassed() then
    EncodingSpecificOperations();
    constant operand2 = if m_swap then ROR(R[m],16) else R[m];
    constant product1 = SInt(R[n]<15:0>) * SInt(operand2<15:0>);
    constant product2 = SInt(R[n]<31:16>) * SInt(operand2<31:16>);
    constant result = product1 + product2 + SInt(R[dHi]:R[dLo]);
    R[dHi] = result<63:32>;
    R[dLo] = result<31:0>;
```

## Operational information

If CPSR.DIT is 1, this instruction has passed its condition execution check, and does not use R15 as either its source or destination:

- The execution time of this instruction is independent of:
  - The values of the data supplied in any of its registers.
  - The values of the NZCV flags.
- The response of this instruction to asynchronous exceptions does not vary based on:
  - The values of the data supplied in any of its registers.
  - The values of the NZCV flags.

Internal version only: isa v01\_31, pseudocode v2024-03\_rel ; Build timestamp: 2024-03-25T10:05

Copyright © 2010-2024 Arm Limited or its affiliates. All rights reserved. This document is Non-Confidential.

# SMLAWB, SMLAWT

Signed Multiply Accumulate (word by halfword) performs a signed multiply accumulate operation. The multiply acts on a signed 32-bit quantity and a signed 16-bit quantity. The signed 16-bit quantity is taken from either the bottom or the top half of its source register. The other half of the second source register is ignored. The top 32 bits of the 48-bit product are added to a 32-bit accumulate value and the result is written to the destination register. The bottom 16 bits of the 48-bit product are ignored.

If overflow occurs during the addition of the accumulate value, the instruction sets *PSTATE.Q* to 1. No overflow can occur during the multiplication.

It has encodings from the following instruction sets: A32 ( [A1](#) ) and T32 ( [T1](#) ).

## A1

31	30	29	28	27	26	25	24	23	22	21	20	19	18	17	16	15	14	13	12	11	10	9	8	7	6	5	4	3	2	1	0
!= 1111				0	0	0	1	0	0	1	0	Rd				Ra				Rm				1	M	0	0	Rn			
cond																															

## SMLAWB (M == 0)

SMLAWB{<c>}{<q>} <Rd>, <Rn>, <Rm>, <Ra>

## SMLAWT (M == 1)

SMLAWT{<c>}{<q>} <Rd>, <Rn>, <Rm>, <Ra>

```
constant d = UInt(Rd);  constant n = UInt(Rn);  constant m = UInt(Rm);
constant a = UInt(Ra);  constant m_high = (M == '1');
if d == 15 || n == 15 || m == 15 || a == 15 then UNPREDICTABLE;
```

## T1

15	14	13	12	11	10	9	8	7	6	5	4	3	2	1	0	15	14	13	12	11	10	9	8	7	6	5	4	3	2	1	0
1	1	1	1	1	0	1	1	0	0	1	1	Rn				!= 1111				Rd				0	0	0	M	Rm			
Ra																															

## SMLAWB (M == 0)

SMLAWB{<c>}{<q>} <Rd>, <Rn>, <Rm>, <Ra>

## SMLAWT (M == 1)

SMLAWT{<c>}{<q>} <Rd>, <Rn>, <Rm>, <Ra>

```
if Ra == '1111' then SEE "SMULWB, SMULWT";
constant d = UInt(Rd);  constant n = UInt(Rn);  constant m = UInt(Rm);
constant a = UInt(Ra);  constant m_high = (M == '1');
// Armv8-A removes UNPREDICTABLE for R13
if d == 15 || n == 15 || m == 15 then UNPREDICTABLE;
```

For more information about the CONSTRAINED UNPREDICTABLE behavior of this instruction, see [Architectural Constraints on UNPREDICTABLE behaviors](#).

## Assembler Symbols

- <c> See [Standard assembler syntax fields](#).
- <q> See [Standard assembler syntax fields](#).
- <Rd> Is the general-purpose destination register, encoded in the "Rd" field.
- <Rn> Is the first general-purpose source register holding the multiplicand, encoded in the "Rn" field.
- <Rm> Is the second general-purpose source register holding the multiplier in the bottom or top half (selected by <y>), encoded in the "Rm" field.

<Ra> Is the third general-purpose source register holding the addend, encoded in the "Ra" field.

## Operation

```
if ConditionPassed() then
    EncodingSpecificOperations();
    constant operand2 = if m_high then R[m]<31:16> else R[m]<15:0>;
    constant result = SInt(R[n]) * SInt(operand2) + (SInt(R[a]) << 16);
    R[d] = result<47:16>;
    if (result >> 16) != SInt(R[d]) then // Signed overflow
        PSTATE.Q = '1';
```

## Operational information

If CPSR.DIT is 1, this instruction has passed its condition execution check, and does not use R15 as either its source or destination:

- The execution time of this instruction is independent of:
  - The values of the data supplied in any of its registers.
  - The values of the NZCV flags.
- The response of this instruction to asynchronous exceptions does not vary based on:
  - The values of the data supplied in any of its registers.
  - The values of the NZCV flags.

Internal version only: isa v01\_31, pseudocode v2024-03\_rel ; Build timestamp: 2024-03-25T10:05

Copyright © 2010-2024 Arm Limited or its affiliates. All rights reserved. This document is Non-Confidential.



# SMLSD, SMLSDX

Signed Multiply Subtract Dual performs two signed 16 x 16-bit multiplications. It adds the difference of the products to a 32-bit accumulate operand. Optionally, the instruction can exchange the halfwords of the second operand before performing the arithmetic. This produces top x bottom and bottom x top multiplication.

This instruction sets *PSTATE.Q* to 1 if the accumulate operation overflows. Overflow cannot occur during the multiplications or subtraction.

It has encodings from the following instruction sets: A32 ( [A1](#) ) and T32 ( [T1](#) ).

## A1

31	30	29	28	27	26	25	24	23	22	21	20	19	18	17	16	15	14	13	12	11	10	9	8	7	6	5	4	3	2	1	0
!= 1111				0	1	1	1	0	0	0	0	Rd				!= 1111				Rm				0	1	M	1	Rn			
cond																Ra															

## SMLSD (M == 0)

SMLSD{<c>}{<q>} <Rd>, <Rn>, <Rm>, <Ra>

## SMLSDX (M == 1)

SMLSDX{<c>}{<q>} <Rd>, <Rn>, <Rm>, <Ra>

```
if Ra == '1111' then SEE "SMUSD";
constant d = UInt(Rd);  constant n = UInt(Rn);  constant m = UInt(Rm);
constant a = UInt(Ra);  constant m_swap = (M == '1');
if d == 15 || n == 15 || m == 15 then UNPREDICTABLE;
```

## T1

15	14	13	12	11	10	9	8	7	6	5	4	3	2	1	0	15	14	13	12	11	10	9	8	7	6	5	4	3	2	1	0
1	1	1	1	1	0	1	1	0	1	0	0	Rn				!= 1111				Rd				0 0		0	M	Rm			
Ra																															

## SMLSD (M == 0)

SMLSD{<c>}{<q>} <Rd>, <Rn>, <Rm>, <Ra>

## SMLSDX (M == 1)

SMLSDX{<c>}{<q>} <Rd>, <Rn>, <Rm>, <Ra>

```
if Ra == '1111' then SEE "SMUSD";
constant d = UInt(Rd);  constant n = UInt(Rn);  constant m = UInt(Rm);
constant a = UInt(Ra);  constant m_swap = (M == '1');
// Armv8-A removes UNPREDICTABLE for R13
if d == 15 || n == 15 || m == 15 then UNPREDICTABLE;
```

For more information about the CONSTRAINED UNPREDICTABLE behavior of this instruction, see [Architectural Constraints on UNPREDICTABLE behaviors](#).

## Assembler Symbols

- <c> See [Standard assembler syntax fields](#).
- <q> See [Standard assembler syntax fields](#).
- <Rd> Is the general-purpose destination register, encoded in the "Rd" field.
- <Rn> Is the first general-purpose source register, encoded in the "Rn" field.
- <Rm> Is the second general-purpose source register, encoded in the "Rm" field.

<Ra> Is the third general-purpose source register holding the addend, encoded in the "Ra" field.

## Operation

```
if ConditionPassed() then
    EncodingSpecificOperations();
    constant operand2 = if m_swap then ROR(R[m],16) else R[m];
    constant product1 = SInt(R[n]<15:0>) * SInt(operand2<15:0>);
    constant product2 = SInt(R[n]<31:16>) * SInt(operand2<31:16>);
    constant result = (product1 - product2) + SInt(R[a]);
    R[d] = result<31:0>;
    if result != SInt(result<31:0>) then // Signed overflow
        PSTATE.Q = '1';
```

## Operational information

If CPSR.DIT is 1, this instruction has passed its condition execution check, and does not use R15 as either its source or destination:

- The execution time of this instruction is independent of:
  - The values of the data supplied in any of its registers.
  - The values of the NZCV flags.
- The response of this instruction to asynchronous exceptions does not vary based on:
  - The values of the data supplied in any of its registers.
  - The values of the NZCV flags.

Internal version only: isa v01\_31, pseudocode v2024-03\_rel ; Build timestamp: 2024-03-25T10:05

Copyright © 2010-2024 Arm Limited or its affiliates. All rights reserved. This document is Non-Confidential.

# SMLSLED, SMLSLEDX

Signed Multiply Subtract Long Dual performs two signed 16 x 16-bit multiplications. It adds the difference of the products to a 64-bit accumulate operand.

Optionally, the instruction can exchange the halfwords of the second operand before performing the arithmetic. This produces top x bottom and bottom x top multiplication.

Overflow is possible during this instruction, but only as a result of the 64-bit addition. This overflow is not detected if it occurs. Instead, the result wraps around modulo  $2^{64}$ .

It has encodings from the following instruction sets: A32 ( [A1](#) ) and T32 ( [T1](#) ).

## A1

31	30	29	28	27	26	25	24	23	22	21	20	19	18	17	16	15	14	13	12	11	10	9	8	7	6	5	4	3	2	1	0
!= 1111				0	1	1	1	0	1	0	0	RdHi				RdLo				Rm				0 1		M	1	Rn			
cond																															

## SMLSLED (M == 0)

SMLSLED{<c>}{<q>} <RdLo>, <RdHi>, <Rn>, <Rm>

## SMLSLEDX (M == 1)

SMLSLEDX{<c>}{<q>} <RdLo>, <RdHi>, <Rn>, <Rm>

```
constant dLo = UInt(RdLo); constant dHi = UInt(RdHi); constant n = UInt(Rn);
constant m = UInt(Rm); constant m_swap = (M == '1');
if dLo == 15 || dHi == 15 || n == 15 || m == 15 then UNPREDICTABLE;
if dHi == dLo then UNPREDICTABLE;
```

## CONSTRAINED UNPREDICTABLE behavior

- If `dHi == dLo`, then one of the following behaviors must occur:
- The instruction is UNDEFINED.
  - The instruction executes as NOP.
  - The value in the destination register is UNKNOWN.

## T1

15	14	13	12	11	10	9	8	7	6	5	4	3	2	1	0	15	14	13	12	11	10	9	8	7	6	5	4	3	2	1	0
1	1	1	1	1	0	1	1	1	1	0	1	Rn				RdLo				RdHi				1	1	0	M	Rm			

## SMLSLED (M == 0)

SMLSLED{<c>}{<q>} <RdLo>, <RdHi>, <Rn>, <Rm>

## SMLSLEDX (M == 1)

SMLSLEDX{<c>}{<q>} <RdLo>, <RdHi>, <Rn>, <Rm>

```
constant dLo = UInt(RdLo); constant dHi = UInt(RdHi); constant n = UInt(Rn);
constant m = UInt(Rm); constant m_swap = (M == '1');
if dLo == 15 || dHi == 15 || n == 15 || m == 15 then UNPREDICTABLE;
// Armv8-A removes UNPREDICTABLE for R13
if dHi == dLo then UNPREDICTABLE;
```

## CONSTRAINED UNPREDICTABLE behavior

- If `dHi == dLo`, then one of the following behaviors must occur:

- The instruction is UNDEFINED.
- The instruction executes as NOP.
- The value in the destination register is UNKNOWN.

For more information about the CONSTRAINED UNPREDICTABLE behavior of this instruction, see [Architectural Constraints on UNPREDICTABLE behaviors](#).

## Assembler Symbols

<c>	See <a href="#">Standard assembler syntax fields</a> .
<q>	See <a href="#">Standard assembler syntax fields</a> .
<RdLo>	Is the general-purpose source register holding the lower 32 bits of the addend, and the destination register for the lower 32 bits of the result, encoded in the "RdLo" field.
<RdHi>	Is the general-purpose source register holding the upper 32 bits of the addend, and the destination register for the upper 32 bits of the result, encoded in the "RdHi" field.
<Rn>	Is the first general-purpose source register, encoded in the "Rn" field.
<Rm>	Is the second general-purpose source register, encoded in the "Rm" field.

## Operation

```
if ConditionPassed() then
    EncodingSpecificOperations();
    constant operand2 = if m_swap then ROR(R[m],16) else R[m];
    constant product1 = SInt(R[n]<15:0>) * SInt(operand2<15:0>);
    constant product2 = SInt(R[n]<31:16>) * SInt(operand2<31:16>);
    constant result = (product1 - product2) + SInt(R[dHi]:R[dLo]);
    R[dHi] = result<63:32>;
    R[dLo] = result<31:0>;
```

Internal version only: isa v01\_31, pseudocode v2024-03\_rel ; Build timestamp: 2024-03-25T10:05

Copyright © 2010-2024 Arm Limited or its affiliates. All rights reserved. This document is Non-Confidential.

SMMLA, SMMLAR

Signed Most Significant Word Multiply Accumulate multiplies two signed 32-bit values, extracts the most significant 32 bits of the result, and adds an accumulate value.

Optionally, the instruction can specify that the result is rounded instead of being truncated. In this case, the constant 0x80000000 is added to the product before the high word is extracted.

It has encodings from the following instruction sets: A32 ( [A1](#) ) and T32 ( [T1](#) ) .

A1

31	30	29	28	27	26	25	24	23	22	21	20	19	18	17	16	15	14	13	12	11	10	9	8	7	6	5	4	3	2	1	0
!= 1111				0	1	1	1	0	1	0	1	Rd				!= 1111				Rm				0	0	R	1	Rn			
cond												Ra																			

SMMLA (R == 0)

SMMLA{<c>}{<q>} <Rd>, <Rn>, <Rm>, <Ra>

SMMLAR (R == 1)

SMMLAR{<c>}{<q>} <Rd>, <Rn>, <Rm>, <Ra>

```
if Ra == '1111' then SEE "SMMUL";
constant d = UInt(Rd);  constant n = UInt(Rn);  constant m = UInt(Rm);
constant a = UInt(Ra);  constant round = (R == '1');
if d == 15 || n == 15 || m == 15 then UNPREDICTABLE;
```

T1

15	14	13	12	11	10	9	8	7	6	5	4	3	2	1	0	15	14	13	12	11	10	9	8	7	6	5	4	3	2	1	0
1	1	1	1	1	0	1	1	0	1	0	1	Rn				!= 1111				Rd				0	0	0	R	Rm			
Ra																															

SMMLA (R == 0)

SMMLA{<c>}{<q>} <Rd>, <Rn>, <Rm>, <Ra>

SMMLAR (R == 1)

SMMLAR{<c>}{<q>} <Rd>, <Rn>, <Rm>, <Ra>

```
if Ra == '1111' then SEE "SMMUL";
constant d = UInt(Rd);  constant n = UInt(Rn);  constant m = UInt(Rm);
constant a = UInt(Ra);  constant round = (R == '1');
// Armv8-A removes UNPREDICTABLE for R13
if d == 15 || n == 15 || m == 15 then UNPREDICTABLE;
```

For more information about the CONSTRAINED UNPREDICTABLE behavior of this instruction, see [Architectural Constraints on UNPREDICTABLE behaviors](#).

Assembler Symbols

- <c> See [Standard assembler syntax fields](#).
- <q> See [Standard assembler syntax fields](#).
- <Rd> Is the general-purpose destination register, encoded in the "Rd" field.
- <Rn> Is the first general-purpose source register holding the multiplicand, encoded in the "Rn" field.
- <Rm> Is the second general-purpose source register holding the multiplier, encoded in the "Rm" field.

<Ra> Is the third general-purpose source register holding the addend, encoded in the "Ra" field.

## Operation

```
if ConditionPassed() then
    EncodingSpecificOperations();
    result = (SInt(R[a]) << 32) + SInt(R[n]) * SInt(R[m]);
    if round then result = result + 0x80000000;
    R[d] = result<63:32>;
```

## Operational information

If CPSR.DIT is 1, this instruction has passed its condition execution check, and does not use R15 as either its source or destination:

- The execution time of this instruction is independent of:
  - The values of the data supplied in any of its registers.
  - The values of the NZCV flags.
- The response of this instruction to asynchronous exceptions does not vary based on:
  - The values of the data supplied in any of its registers.
  - The values of the NZCV flags.

Internal version only: isa v01\_31, pseudocode v2024-03\_rel ; Build timestamp: 2024-03-25T10:05

Copyright © 2010-2024 Arm Limited or its affiliates. All rights reserved. This document is Non-Confidential.

SMMLS, SMMLSR

Signed Most Significant Word Multiply Subtract multiplies two signed 32-bit values, subtracts the result from a 32-bit accumulate value that is shifted left by 32 bits, and extracts the most significant 32 bits of the result of that subtraction.

Optionally, the instruction can specify that the result of the instruction is rounded instead of being truncated. In this case, the constant 0x80000000 is added to the result of the subtraction before the high word is extracted.

It has encodings from the following instruction sets: A32 ( [A1](#) ) and T32 ( [T1](#) ).

A1

31	30	29	28	27	26	25	24	23	22	21	20	19	18	17	16	15	14	13	12	11	10	9	8	7	6	5	4	3	2	1	0
!= 1111				0	1	1	1	0	1	0	1	Rd				Ra				Rm				1	1	R	1	Rn			
cond																															

SMMLS (R == 0)

SMMLS{<c>}{<q>} <Rd>, <Rn>, <Rm>, <Ra>

SMMLSR (R == 1)

SMMLSR{<c>}{<q>} <Rd>, <Rn>, <Rm>, <Ra>

```
constant d = UInt(Rd);  constant n = UInt(Rn);  constant m = UInt(Rm);
constant a = UInt(Ra);  constant round = (R == '1');
if d == 15 || n == 15 || m == 15 || a == 15 then UNPREDICTABLE;
```

T1

15	14	13	12	11	10	9	8	7	6	5	4	3	2	1	0	15	14	13	12	11	10	9	8	7	6	5	4	3	2	1	0
1	1	1	1	1	0	1	1	0	1	1	0	Rn				Ra				Rd				0	0	0	R	Rm			

SMMLS (R == 0)

SMMLS{<c>}{<q>} <Rd>, <Rn>, <Rm>, <Ra>

SMMLSR (R == 1)

SMMLSR{<c>}{<q>} <Rd>, <Rn>, <Rm>, <Ra>

```
constant d = UInt(Rd);  constant n = UInt(Rn);  constant m = UInt(Rm);
constant a = UInt(Ra);  constant round = (R == '1');
// Armv8-A removes UNPREDICTABLE for R13
if d == 15 || n == 15 || m == 15 || a == 15 then UNPREDICTABLE;
```

For more information about the CONSTRAINED UNPREDICTABLE behavior of this instruction, see [Architectural Constraints on UNPREDICTABLE behaviors](#).

Assembler Symbols

- <c> See [Standard assembler syntax fields](#).
- <q> See [Standard assembler syntax fields](#).
- <Rd> Is the general-purpose destination register, encoded in the "Rd" field.
- <Rn> Is the first general-purpose source register holding the multiplicand, encoded in the "Rn" field.
- <Rm> Is the second general-purpose source register holding the multiplier, encoded in the "Rm" field.
- <Ra> Is the third general-purpose source register holding the addend, encoded in the "Ra" field.

## Operation

```
if ConditionPassed() then
    EncodingSpecificOperations();
    result = (SInt(R[a]) << 32) - SInt(R[n]) * SInt(R[m]);
    if round then result = result + 0x80000000;
    R[d] = result<63:32>;
```

## Operational information

If CPSR.DIT is 1, this instruction has passed its condition execution check, and does not use R15 as either its source or destination:

- The execution time of this instruction is independent of:
  - The values of the data supplied in any of its registers.
  - The values of the NZCV flags.
- The response of this instruction to asynchronous exceptions does not vary based on:
  - The values of the data supplied in any of its registers.
  - The values of the NZCV flags.

Internal version only: isa v01\_31, pseudocode v2024-03\_rel ; Build timestamp: 2024-03-25T10:05

Copyright © 2010-2024 Arm Limited or its affiliates. All rights reserved. This document is Non-Confidential.



SMMUL, SMMULR

Signed Most Significant Word Multiply multiplies two signed 32-bit values, extracts the most significant 32 bits of the result, and writes those bits to the destination register.

Optionally, the instruction can specify that the result is rounded instead of being truncated. In this case, the constant 0x80000000 is added to the product before the high word is extracted.

It has encodings from the following instruction sets: A32 ( [A1](#) ) and T32 ( [T1](#) ).

A1

31	30	29	28	27	26	25	24	23	22	21	20	19	18	17	16	15	14	13	12	11	10	9	8	7	6	5	4	3	2	1	0
!= 1111				0	1	1	1	0	1	0	1	Rd				1	1	1	1	Rm				0	0	R	1	Rn			
cond																															

SMMUL (R == 0)

SMMUL{<c>}{<q>} {<Rd>}, <Rn>, <Rm>

SMMULR (R == 1)

SMMULR{<c>}{<q>} {<Rd>}, <Rn>, <Rm>

```
constant d = UInt(Rd);  constant n = UInt(Rn);  constant m = UInt(Rm);  constant round = (R == '1');
if d == 15 || n == 15 || m == 15 then UNPREDICTABLE;
```

T1

15	14	13	12	11	10	9	8	7	6	5	4	3	2	1	0	15	14	13	12	11	10	9	8	7	6	5	4	3	2	1	0
1	1	1	1	1	0	1	1	0	1	0	1	Rn				1	1	1	1	Rd				0	0	0	R	Rm			

SMMUL (R == 0)

SMMUL{<c>}{<q>} {<Rd>}, <Rn>, <Rm>

SMMULR (R == 1)

SMMULR{<c>}{<q>} {<Rd>}, <Rn>, <Rm>

```
constant d = UInt(Rd);  constant n = UInt(Rn);  constant m = UInt(Rm);  constant round = (R == '1');
// Armv8-A removes UNPREDICTABLE for R13
if d == 15 || n == 15 || m == 15 then UNPREDICTABLE;
```

For more information about the CONSTRAINED UNPREDICTABLE behavior of this instruction, see [Architectural Constraints on UNPREDICTABLE behaviors](#).

Assembler Symbols

- <c> See [Standard assembler syntax fields](#).
- <q> See [Standard assembler syntax fields](#).
- <Rd> Is the general-purpose destination register, encoded in the "Rd" field.
- <Rn> Is the first general-purpose source register, encoded in the "Rn" field.
- <Rm> Is the second general-purpose source register, encoded in the "Rm" field.

## Operation

```
if ConditionPassed() then
    EncodingSpecificOperations();
    result = SInt(R[n]) * SInt(R[m]);
    if round then result = result + 0x80000000;
    R[d] = result<63:32>;
```

## Operational information

If CPSR.DIT is 1, this instruction has passed its condition execution check, and does not use R15 as either its source or destination:

- The execution time of this instruction is independent of:
  - The values of the data supplied in any of its registers.
  - The values of the NZCV flags.
- The response of this instruction to asynchronous exceptions does not vary based on:
  - The values of the data supplied in any of its registers.
  - The values of the NZCV flags.

Internal version only: isa v01\_31, pseudocode v2024-03\_rel ; Build timestamp: 2024-03-25T10:05

Copyright © 2010-2024 Arm Limited or its affiliates. All rights reserved. This document is Non-Confidential.

# SMUAD, SMUADX

Signed Dual Multiply Add performs two signed 16 x 16-bit multiplications. It adds the products together, and writes the result to the destination register.

Optionally, the instruction can exchange the halfwords of the second operand before performing the arithmetic. This produces top x bottom and bottom x top multiplication.

This instruction sets *PSTATE.Q* to 1 if the addition overflows. The multiplications cannot overflow.

It has encodings from the following instruction sets: A32 ( [A1](#) ) and T32 ( [T1](#) ).

## A1

31	30	29	28	27	26	25	24	23	22	21	20	19	18	17	16	15	14	13	12	11	10	9	8	7	6	5	4	3	2	1	0
!= 1111				0	1	1	1	0	0	0	0	Rd				1	1	1	1	Rm				0	0	M	1	Rn			
cond																															

### SMUAD (M == 0)

SMUAD{<c>}{<q>} {<Rd>, } <Rn>, <Rm>

### SMUADX (M == 1)

SMUADX{<c>}{<q>} {<Rd>, } <Rn>, <Rm>

```
constant d = UInt(Rd);  constant n = UInt(Rn);  constant m = UInt(Rm);
constant m_swap = (M == '1');
if d == 15 || n == 15 || m == 15 then UNPREDICTABLE;
```

## T1

15	14	13	12	11	10	9	8	7	6	5	4	3	2	1	0	15	14	13	12	11	10	9	8	7	6	5	4	3	2	1	0
1	1	1	1	1	0	1	1	0	0	1	0	Rn				1	1	1	1	Rd				0	0	0	M	Rm			

### SMUAD (M == 0)

SMUAD{<c>}{<q>} {<Rd>, } <Rn>, <Rm>

### SMUADX (M == 1)

SMUADX{<c>}{<q>} {<Rd>, } <Rn>, <Rm>

```
constant d = UInt(Rd);  constant n = UInt(Rn);  constant m = UInt(Rm);
constant m_swap = (M == '1');
// Armv8-A removes UNPREDICTABLE for R13
if d == 15 || n == 15 || m == 15 then UNPREDICTABLE;
```

For more information about the CONSTRAINED UNPREDICTABLE behavior of this instruction, see [Architectural Constraints on UNPREDICTABLE behaviors](#).

## Assembler Symbols

- <c> See [Standard assembler syntax fields](#).
- <q> See [Standard assembler syntax fields](#).
- <Rd> Is the general-purpose destination register, encoded in the "Rd" field.
- <Rn> Is the first general-purpose source register, encoded in the "Rn" field.
- <Rm> Is the second general-purpose source register, encoded in the "Rm" field.

## Operation

```
if ConditionPassed() then
    EncodingSpecificOperations();
    constant operand2 = if m_swap then ROR(R[m],16) else R[m];
    constant product1 = SInt(R[n]<15:0>) * SInt(operand2<15:0>);
    constant product2 = SInt(R[n]<31:16>) * SInt(operand2<31:16>);
    constant result = product1 + product2;
    R[d] = result<31:0>;
    if result != SInt(result<31:0>) then // Signed overflow
        PSTATE.Q = '1';
```

## Operational information

If CPSR.DIT is 1, this instruction has passed its condition execution check, and does not use R15 as either its source or destination:

- The execution time of this instruction is independent of:
  - The values of the data supplied in any of its registers.
  - The values of the NZCV flags.
- The response of this instruction to asynchronous exceptions does not vary based on:
  - The values of the data supplied in any of its registers.
  - The values of the NZCV flags.

Internal version only: isa v01\_31, pseudocode v2024-03\_rel ; Build timestamp: 2024-03-25T10:05

Copyright © 2010-2024 Arm Limited or its affiliates. All rights reserved. This document is Non-Confidential.

SMULBB, SMULBT, SMULTB, SMULTT

Signed Multiply (halfwords) multiplies two signed 16-bit quantities, taken from either the bottom or the top half of their respective source registers. The other halves of these source registers are ignored. The 32-bit product is written to the destination register. No overflow is possible during this instruction.

It has encodings from the following instruction sets: A32 ( [A1](#) ) and T32 ( [T1](#) ) .

A1

31	30	29	28	27	26	25	24	23	22	21	20	19	18	17	16	15	14	13	12	11	10	9	8	7	6	5	4	3	2	1	0
!= 1111				0	0	0	1	0	1	1	0	Rd				(0)	(0)	(0)	(0)	Rm				1	M	N	0	Rn			
cond																															

SMULBB (M == 0 && N == 0)

SMULBB{<c>}{<q>}{<Rd>, } <Rn>, <Rm>

SMULBT (M == 1 && N == 0)

SMULBT{<c>}{<q>}{<Rd>, } <Rn>, <Rm>

SMULTB (M == 0 && N == 1)

SMULTB{<c>}{<q>}{<Rd>, } <Rn>, <Rm>

SMULTT (M == 1 && N == 1)

SMULTT{<c>}{<q>}{<Rd>, } <Rn>, <Rm>

```
constant d = UInt(Rd);  constant n = UInt(Rn);  constant m = UInt(Rm);
constant n_high = (N == '1');  constant m_high = (M == '1');
if d == 15 || n == 15 || m == 15 then UNPREDICTABLE;
```

T1

15	14	13	12	11	10	9	8	7	6	5	4	3	2	1	0	15	14	13	12	11	10	9	8	7	6	5	4	3	2	1	0
1	1	1	1	1	0	1	1	0	0	0	1	Rn				1	1	1	1	Rd				0	0	N	M	Rm			

SMULBB (N == 0 && M == 0)

SMULBB{<c>}{<q>}{<Rd>, } <Rn>, <Rm>

SMULBT (N == 0 && M == 1)

SMULBT{<c>}{<q>}{<Rd>, } <Rn>, <Rm>

SMULTB (N == 1 && M == 0)

SMULTB{<c>}{<q>}{<Rd>, } <Rn>, <Rm>

SMULTT (N == 1 && M == 1)

SMULTT{<c>}{<q>}{<Rd>, } <Rn>, <Rm>

```
constant d = UInt(Rd);  constant n = UInt(Rn);  constant m = UInt(Rm);
constant n_high = (N == '1');  constant m_high = (M == '1');
// Armv8-A removes UNPREDICTABLE for R13
if d == 15 || n == 15 || m == 15 then UNPREDICTABLE;
```

For more information about the CONSTRAINED UNPREDICTABLE behavior of this instruction, see [Architectural Constraints on UNPREDICTABLE behaviors](#).

## Assembler Symbols

<c>	See <a href="#">Standard assembler syntax fields</a> .
<q>	See <a href="#">Standard assembler syntax fields</a> .
<Rd>	Is the general-purpose destination register, encoded in the "Rd" field.
<Rn>	Is the first general-purpose source register holding the multiplicand in the bottom or top half (selected by <x>), encoded in the "Rn" field.
<Rm>	Is the second general-purpose source register holding the multiplier in the bottom or top half (selected by <y>), encoded in the "Rm" field.

## Operation

```
if ConditionPassed() then
    EncodingSpecificOperations();
    constant operand1 = if n_high then R[n]<31:16> else R[n]<15:0>;
    constant operand2 = if m_high then R[m]<31:16> else R[m]<15:0>;
    constant result = SInt(operand1) * SInt(operand2);
    R[d] = result<31:0>;
    // Signed overflow cannot occur
```

## Operational information

If CPSR.DIT is 1, this instruction has passed its condition execution check, and does not use R15 as either its source or destination:

- The execution time of this instruction is independent of:
  - The values of the data supplied in any of its registers.
  - The values of the NZCV flags.
- The response of this instruction to asynchronous exceptions does not vary based on:
  - The values of the data supplied in any of its registers.
  - The values of the NZCV flags.

Internal version only: isa v01\_31, pseudocode v2024-03\_rel ; Build timestamp: 2024-03-25T10:05

Copyright © 2010-2024 Arm Limited or its affiliates. All rights reserved. This document is Non-Confidential.

# SMULL, SMULLS

Signed Multiply Long multiplies two 32-bit signed values to produce a 64-bit result.

In A32 instructions, the condition flags can optionally be updated based on the result. Use of this option adversely affects performance on many implementations.

It has encodings from the following instruction sets: A32 ( [A1](#) ) and T32 ( [T1](#) ).

## A1

31	30	29	28	27	26	25	24	23	22	21	20	19	18	17	16	15	14	13	12	11	10	9	8	7	6	5	4	3	2	1	0
!= 1111				0	0	0	0	1	1	0	S	RdHi				RdLo				Rm				1 0 0 1				Rn			
cond																															

### Flag setting (S == 1)

SMULLS{<c>}{<q>} <RdLo>, <RdHi>, <Rn>, <Rm>

### Not flag setting (S == 0)

SMULL{<c>}{<q>} <RdLo>, <RdHi>, <Rn>, <Rm>

```
constant dLo = UInt(RdLo); constant dHi = UInt(RdHi); constant n = UInt(Rn);
constant m = UInt(Rm); constant setflags = (S == '1');
if dLo == 15 || dHi == 15 || n == 15 || m == 15 then UNPREDICTABLE;
if dHi == dLo then UNPREDICTABLE;
```

## CONSTRAINED UNPREDICTABLE behavior

If `dHi == dLo`, then one of the following behaviors must occur:

- The instruction is UNDEFINED.
- The instruction executes as NOP.
- The value in the destination register is UNKNOWN.

## T1

15	14	13	12	11	10	9	8	7	6	5	4	3	2	1	0	15	14	13	12	11	10	9	8	7	6	5	4	3	2	1	0
1	1	1	1	1	0	1	1	1	0	0	0	Rn				RdLo				RdHi				0	0	0	0	Rm			

## T1

SMULL{<c>}{<q>} <RdLo>, <RdHi>, <Rn>, <Rm>

```
constant dLo = UInt(RdLo); constant dHi = UInt(RdHi); constant n = UInt(Rn);
constant m = UInt(Rm); constant setflags = FALSE;
if dLo == 15 || dHi == 15 || n == 15 || m == 15 then UNPREDICTABLE;
// Armv8-A removes UNPREDICTABLE for R13
if dHi == dLo then UNPREDICTABLE;
```

## CONSTRAINED UNPREDICTABLE behavior

If `dHi == dLo`, then one of the following behaviors must occur:

- The instruction is UNDEFINED.
- The instruction executes as NOP.
- The value in the destination register is UNKNOWN.

For more information about the CONSTRAINED UNPREDICTABLE behavior of this instruction, see [Architectural Constraints on UNPREDICTABLE behaviors](#).

Assembler Symbols

<c>	See <i>Standard assembler syntax fields</i> .
<q>	See <i>Standard assembler syntax fields</i> .
<RdLo>	Is the general-purpose destination register for the lower 32 bits of the result, encoded in the "RdLo" field.
<RdHi>	Is the general-purpose destination register for the upper 32 bits of the result, encoded in the "RdHi" field.
<Rn>	Is the first general-purpose source register holding the multiplicand, encoded in the "Rn" field.
<Rm>	Is the second general-purpose source register holding the multiplier, encoded in the "Rm" field.

Operation

```
if ConditionPassed() then
    EncodingSpecificOperations();
    constant result = SInt(R[n]) * SInt(R[m]);
    R[dHi] = result<63:32>;
    R[dLo] = result<31:0>;
    if setflags then
        PSTATE.N = result<63>;
        PSTATE.Z = IsZeroBit(result<63:0>);
        // PSTATE.C, PSTATE.V unchanged
```

Operational information

If CPSR.DIT is 1, this instruction has passed its condition execution check, and does not use R15 as either its source or destination:

- The execution time of this instruction is independent of:
  - The values of the data supplied in any of its registers.
  - The values of the NZCV flags.
- The response of this instruction to asynchronous exceptions does not vary based on:
  - The values of the data supplied in any of its registers.
  - The values of the NZCV flags.



# SMULWB, SMULWT

Signed Multiply (word by halfword) multiplies a signed 32-bit quantity and a signed 16-bit quantity. The signed 16-bit quantity is taken from either the bottom or the top half of its source register. The other half of the second source register is ignored. The top 32 bits of the 48-bit product are written to the destination register. The bottom 16 bits of the 48-bit product are ignored. No overflow is possible during this instruction.

It has encodings from the following instruction sets: A32 ( [A1](#) ) and T32 ( [T1](#) ).

## A1

31	30	29	28	27	26	25	24	23	22	21	20	19	18	17	16	15	14	13	12	11	10	9	8	7	6	5	4	3	2	1	0
!= 1111				0	0	0	1	0	0	1	0	Rd				(0)	(0)	(0)	(0)	Rm				1	M	1	0	Rn			
cond																															

## SMULWB (M == 0)

SMULWB{<c>}{<q>} {<Rd>}, {<Rn>}, <Rm>

## SMULWT (M == 1)

SMULWT{<c>}{<q>} {<Rd>}, {<Rn>}, <Rm>

```
constant d = UInt(Rd);  constant n = UInt(Rn);  constant m = UInt(Rm);
constant m_high = (M == '1');
if d == 15 || n == 15 || m == 15 then UNPREDICTABLE;
```

## T1

15	14	13	12	11	10	9	8	7	6	5	4	3	2	1	0	15	14	13	12	11	10	9	8	7	6	5	4	3	2	1	0
1	1	1	1	1	0	1	1	0	0	1	1	Rn				1	1	1	1	Rd				0	0	0	M	Rm			

## SMULWB (M == 0)

SMULWB{<c>}{<q>} {<Rd>}, {<Rn>}, <Rm>

## SMULWT (M == 1)

SMULWT{<c>}{<q>} {<Rd>}, {<Rn>}, <Rm>

```
constant d = UInt(Rd);  constant n = UInt(Rn);  constant m = UInt(Rm);
constant m_high = (M == '1');
// Armv8-A removes UNPREDICTABLE for R13
if d == 15 || n == 15 || m == 15 then UNPREDICTABLE;
```

For more information about the CONSTRAINED UNPREDICTABLE behavior of this instruction, see [Architectural Constraints on UNPREDICTABLE behaviors](#).

## Assembler Symbols

- <c> See [Standard assembler syntax fields](#).
- <q> See [Standard assembler syntax fields](#).
- <Rd> Is the general-purpose destination register, encoded in the "Rd" field.
- <Rn> Is the first general-purpose source register holding the multiplicand, encoded in the "Rn" field.
- <Rm> Is the second general-purpose source register holding the multiplier in the bottom or top half (selected by <y>), encoded in the "Rm" field.

## Operation

```
if ConditionPassed() then
    EncodingSpecificOperations();
    constant operand2 = if m_high then R[m]<31:16> else R[m]<15:0>;
    constant product = SInt(R[n]) * SInt(operand2);
    R[d] = product<47:16>;
    // Signed overflow cannot occur
```

## Operational information

If CPSR.DIT is 1, this instruction has passed its condition execution check, and does not use R15 as either its source or destination:

- The execution time of this instruction is independent of:
  - The values of the data supplied in any of its registers.
  - The values of the NZCV flags.
- The response of this instruction to asynchronous exceptions does not vary based on:
  - The values of the data supplied in any of its registers.
  - The values of the NZCV flags.

Internal version only: isa v01\_31, pseudocode v2024-03\_rel ; Build timestamp: 2024-03-25T10:05

Copyright © 2010-2024 Arm Limited or its affiliates. All rights reserved. This document is Non-Confidential.

# SMUSD, SMUSDX

Signed Multiply Subtract Dual performs two signed 16 x 16-bit multiplications. It subtracts one of the products from the other, and writes the result to the destination register.

Optionally, the instruction can exchange the halfwords of the second operand before performing the arithmetic. This produces top x bottom and bottom x top multiplication.

Overflow cannot occur.

It has encodings from the following instruction sets: A32 ( [A1](#) ) and T32 ( [T1](#) ) .

## A1

31	30	29	28	27	26	25	24	23	22	21	20	19	18	17	16	15	14	13	12	11	10	9	8	7	6	5	4	3	2	1	0
!= 1111				0	1	1	1	0	0	0	0	Rd				1	1	1	1	Rm				0	1	M	1	Rn			
cond																															

### SMUSD (M == 0)

SMUSD{<c>}{<q>} {<Rd>, } <Rn>, <Rm>

### SMUSDX (M == 1)

SMUSDX{<c>}{<q>} {<Rd>, } <Rn>, <Rm>

```
constant d = UInt(Rd);  constant n = UInt(Rn);  constant m = UInt(Rm);
constant m_swap = (M == '1');
if d == 15 || n == 15 || m == 15 then UNPREDICTABLE;
```

## T1

15	14	13	12	11	10	9	8	7	6	5	4	3	2	1	0	15	14	13	12	11	10	9	8	7	6	5	4	3	2	1	0
1	1	1	1	1	0	1	1	0	1	0	0	Rn				1	1	1	1	Rd				0	0	0	M	Rm			

### SMUSD (M == 0)

SMUSD{<c>}{<q>} {<Rd>, } <Rn>, <Rm>

### SMUSDX (M == 1)

SMUSDX{<c>}{<q>} {<Rd>, } <Rn>, <Rm>

```
constant d = UInt(Rd);  constant n = UInt(Rn);  constant m = UInt(Rm);
constant m_swap = (M == '1');
// Armv8-A removes UNPREDICTABLE for R13
if d == 15 || n == 15 || m == 15 then UNPREDICTABLE;
```

For more information about the CONSTRAINED UNPREDICTABLE behavior of this instruction, see [Architectural Constraints on UNPREDICTABLE behaviors](#).

## Assembler Symbols

- <c> See [Standard assembler syntax fields](#).
- <q> See [Standard assembler syntax fields](#).
- <Rd> Is the general-purpose destination register, encoded in the "Rd" field.
- <Rn> Is the first general-purpose source register, encoded in the "Rn" field.
- <Rm> Is the second general-purpose source register, encoded in the "Rm" field.

## Operation

```
if ConditionPassed() then
    EncodingSpecificOperations();
    constant operand2 = if m_swap then ROR(R[m],16) else R[m];
    constant product1 = SInt(R[n]<15:0>) * SInt(operand2<15:0>);
    constant product2 = SInt(R[n]<31:16>) * SInt(operand2<31:16>);
    constant result = product1 - product2;
    R[d] = result<31:0>;
    // Signed overflow cannot occur
```

Internal version only: isa v01\_31, pseudocode v2024-03\_rel ; Build timestamp: 2024-03-25T10:05

Copyright © 2010-2024 Arm Limited or its affiliates. All rights reserved. This document is Non-Confidential.

SRS, SRSDA, SRSDB, SRSIA, SRSIB

Store Return State stores the LR\_<current\_mode> and SPSR\_<current\_mode> to the stack of a specified mode. For information about memory accesses see *Memory accesses*.

SRS is UNDEFINED in Hyp mode.

SRS is CONSTRAINED UNPREDICTABLE if it is executed in User or System mode, or if the specified mode is any of the following:

- Not implemented.
- A mode that *Table G1-5* does not show.
- Hyp mode.
- Monitor mode, if the SRS instruction is executed in Non-secure state.

If EL3 is using AArch64 and an SRS instruction that is executed in a Secure EL1 mode specifies Monitor mode, it is trapped to EL3.

It has encodings from the following instruction sets: A32 ( [A1](#) ) and T32 ( [T1](#) and [T2](#) ).

A1

31	30	29	28	27	26	25	24	23	22	21	20	19	18	17	16	15	14	13	12	11	10	9	8	7	6	5	4	3	2	1	0
1	1	1	1	1	0	0	P	U	1	W	0	(1)	(1)	(0)	(1)	(0)	(0)	(0)	(0)	(0)	(1)	(0)	(1)	(0)	(0)	(0)	mode				

Decrement After (P == 0 && U == 0)

SRSDA{<c>}{<q>} SP{!}, #<mode>

Decrement Before (P == 1 && U == 0)

SRSDB{<c>}{<q>} SP{!}, #<mode>

Increment After (P == 0 && U == 1)

SRS{IA}{<c>}{<q>} SP{!}, #<mode>

Increment Before (P == 1 && U == 1)

SRSIB{<c>}{<q>} SP{!}, #<mode>

constant wback = (W == '1');    constant increment = (U == '1');    constant wordhigher = (P == U);

T1

15	14	13	12	11	10	9	8	7	6	5	4	3	2	1	0	15	14	13	12	11	10	9	8	7	6	5	4	3	2	1	0
1	1	1	0	1	0	0	0	0	W	0	0	(1)	(1)	(0)	(1)	(1)	(1)	(0)	(0)	(0)	(0)	(0)	(0)	(0)	(0)	(0)	mode				

T1

SRSDB{<c>}{<q>} SP{!}, #<mode>

constant wback = (W == '1');    constant increment = FALSE;    constant wordhigher = FALSE;

T2

15	14	13	12	11	10	9	8	7	6	5	4	3	2	1	0	15	14	13	12	11	10	9	8	7	6	5	4	3	2	1	0
1	1	1	0	1	0	0	1	1	0	W	0	(1)	(1)	(0)	(1)	(1)	(1)	(0)	(0)	(0)	(0)	(0)	(0)	(0)	(0)	(0)	mode				

T2

SRS{IA}{<c>}{<q>} SP{!}, #<mode>

constant wback = (W == '1');    constant increment = TRUE;    constant wordhigher = FALSE;

For more information about the CONSTRAINED UNPREDICTABLE behavior of this instruction, see [Architectural Constraints on UNPREDICTABLE behaviors](#), and particularly [SRS \(T32\)](#) and [SRS \(A32\)](#).

## Assembler Symbols

IA	For encoding A1: is an optional suffix to indicate the Increment After variant. For encoding T2: is an optional suffix for the Increment After form.
<c>	For encoding A1: see <a href="#">Standard assembler syntax fields</a> . <c> must be AL or omitted. For encoding T1 and T2: see <a href="#">Standard assembler syntax fields</a> .
<q>	See <a href="#">Standard assembler syntax fields</a> .
!	The address adjusted by the size of the data loaded is written back to the base register. If specified, it is encoded in the "W" field as 1, otherwise this field defaults to 0.
<mode>	Is the number of the mode whose Banked SP is used as the base register, encoded in the "mode" field. For details of PE modes and their numbers see <a href="#">AArch32 PE mode descriptions</a> .

SRSFA, SRSEA, SRSFD, and SRSED are pseudo-instructions for SRSIB, SRSIA, SRSDb, and SRSDA respectively, referring to their use for pushing data onto Full Ascending, Empty Ascending, Full Descending, and Empty Descending stacks.

## Operation

```
if CurrentInstrSet() == InstrSet\_A32 then
  if ConditionPassed() then
    EncodingSpecificOperations();
    if PSTATE.EL == EL2 then          // UNDEFINED at EL2
      UNDEFINED;

    // Check for UNPREDICTABLE cases. The definition of UNPREDICTABLE does not permit these
    // to be security holes
    if PSTATE.M IN {M32\_User,M32\_System} then
      UNPREDICTABLE;
    elsif mode == M32\_Hyp then          // Check for attempt to access Hyp mode SP
      UNPREDICTABLE;
    elsif mode == M32\_Monitor then      // Check for attempt to access Monitor mode SP
      if !HaveEL(EL3) || CurrentSecurityState() != SS\_Secure then
        UNPREDICTABLE;
      elsif !ELUsingAArch32(EL3) then
        AArch64.MonitorModeTrap();
    elsif BadMode(mode) then
      UNPREDICTABLE;

    constant base = Rmode[13,mode];
    address = if increment then base else base-8;
    if wordhigher then address = address+4;
    MemA[address,4] = LR;
    MemA[address+4,4] = SPSR\_curr[];
    if wback then Rmode[13,mode] = if increment then base+8 else base-8;
  else
    if ConditionPassed() then
      EncodingSpecificOperations();
      if PSTATE.EL == EL2 then          // UNDEFINED at EL2
        UNDEFINED;

      // Check for UNPREDICTABLE cases. The definition of UNPREDICTABLE does not permit these
      // to be security holes
      if PSTATE.M IN {M32\_User,M32\_System} then
        UNPREDICTABLE;
      elsif mode == M32\_Hyp then          // Check for attempt to access Hyp mode SP
        UNPREDICTABLE;
      elsif mode == M32\_Monitor then      // Check for attempt to access Monitor mode SP
        if !HaveEL(EL3) || CurrentSecurityState() != SS\_Secure then
          UNPREDICTABLE;
        elsif !ELUsingAArch32(EL3) then
          AArch64.MonitorModeTrap();
      elsif BadMode(mode) then
        UNPREDICTABLE;

      constant base = Rmode[13,mode];
      address = if increment then base else base-8;
      if wordhigher then address = address+4;
      MemA[address,4] = LR;
      MemA[address+4,4] = SPSR\_curr[];
      if wback then Rmode[13,mode] = if increment then base+8 else base-8;
```

## CONSTRAINED UNPREDICTABLE behavior

If PSTATE.M IN {[M32\\_User](#),[M32\\_System](#)}, then one of the following behaviors must occur:

- The instruction is UNDEFINED.
- The instruction executes as NOP.

If mode == [M32\\_Hyp](#), then one of the following behaviors must occur:

- The instruction is UNDEFINED.
- The instruction executes as NOP.

If mode == [M32\\_Monitor](#) && (![HaveEL](#)([EL3](#)) || [CurrentSecurityState](#)() != [SS\\_Secure](#)), then one of the following behaviors must occur:

- The instruction is UNDEFINED.
- The instruction executes as NOP.

If `BadMode(mode)`, then one of the following behaviors must occur:

- The instruction is UNDEFINED.
- The instruction executes as NOP.
- The instruction stores to the stack of the mode in which it is executed.
- The instruction stores to an UNKNOWN address, and if the instruction specifies writeback then any general-purpose register that can be accessed from the current Exception level without a privilege violation becomes UNKNOWN.

Internal version only: isa v01\_31, pseudocode v2024-03\_rel ; Build timestamp: 2024-03-25T10:05

Copyright © 2010-2024 Arm Limited or its affiliates. All rights reserved. This document is Non-Confidential.



# SSAT

Signed Saturate saturates an optionally-shifted signed value to a selectable signed range.  
This instruction sets *PSTATE.Q* to 1 if the operation saturates.  
It has encodings from the following instruction sets: A32 ( [A1](#) ) and T32 ( [T1](#) ).

## A1

31	30	29	28	27	26	25	24	23	22	21	20	19	18	17	16	15	14	13	12	11	10	9	8	7	6	5	4	3	2	1	0
!= 1111				0	1	1	0	1	0	1	sat_imm				Rd				imm5				sh	0	1	Rn					
cond																															

### Arithmetic shift right (sh == 1)

```
SSAT{<c>}{<q>} <Rd>, #<imm>, <Rn>, ASR #<amount>
```

### Logical shift left (sh == 0)

```
SSAT{<c>}{<q>} <Rd>, #<imm>, <Rn> {, LSL #<amount>}
```

```
constant d = UInt(Rd); constant n = UInt(Rn); constant saturate_to = UInt(sat_imm)+1;
constant (shift_t, shift_n) = DecodeImmShift(sh:'0', imm5);
if d == 15 || n == 15 then UNPREDICTABLE;
```

## T1

15	14	13	12	11	10	9	8	7	6	5	4	3	2	1	0	15	14	13	12	11	10	9	8	7	6	5	4	3	2	1	0
1	1	1	1	0	(0)	1	1	0	0	sh	0	Rn				0	imm3				Rd				imm2		(0)	sat_imm			

### Arithmetic shift right (sh == 1 && !(imm3 == 000 && imm2 == 00))

```
SSAT{<c>}{<q>} <Rd>, #<imm>, <Rn>, ASR #<amount>
```

### Logical shift left (sh == 0)

```
SSAT{<c>}{<q>} <Rd>, #<imm>, <Rn> {, LSL #<amount>}
```

```
if sh == '1' && (imm3:imm2) == '00000' then SEE "SSAT16";
constant d = UInt(Rd); constant n = UInt(Rn); constant saturate_to = UInt(sat_imm)+1;
constant (shift_t, shift_n) = DecodeImmShift(sh:'0', imm3:imm2);
// Armv8-A removes UNPREDICTABLE for R13
if d == 15 || n == 15 then UNPREDICTABLE;
```

For more information about the CONSTRAINED UNPREDICTABLE behavior of this instruction, see *Architectural Constraints on UNPREDICTABLE behaviors*.

## Assembler Symbols

- <c> See *Standard assembler syntax fields*.
- <q> See *Standard assembler syntax fields*.
- <Rd> Is the general-purpose destination register, encoded in the "Rd" field.
- <imm> Is the bit position for saturation, in the range 1 to 32, encoded in the "sat\_imm" field as <imm>-1.
- <Rn> Is the general-purpose source register, encoded in the "Rn" field.
- <amount> For encoding A1: is the optional shift amount, in the range 0 to 31, defaulting to 0 and encoded in the "imm5" field.  
For encoding A1: is the shift amount, in the range 1 to 32 encoded in the "imm5" field as <amount> modulo 32.  
For encoding T1: is the optional shift amount, in the range 0 to 31, defaulting to 0 and encoded in the "imm3:imm2" field.

For encoding T1: is the shift amount, in the range 1 to 31 encoded in the "imm3:imm2" field as <amount>.

## Operation

```
if ConditionPassed() then
    EncodingSpecificOperations();
    constant operand = Shift(R[n], shift_t, shift_n, PSTATE.C); // PSTATE.C ignored
    constant (result, sat) = SignedSatQ(SInt(operand), saturate_to);
    R[d] = SignExtend(result, 32);
    if sat then
        PSTATE.Q = '1';
```

Internal version only: isa v01\_31, pseudocode v2024-03\_rel ; Build timestamp: 2024-03-25T10:05

Copyright © 2010-2024 Arm Limited or its affiliates. All rights reserved. This document is Non-Confidential.

SSAT16

Signed Saturate 16 saturates two signed 16-bit values to a selected signed range.  
This instruction sets *PSTATE.Q* to 1 if the operation saturates.  
It has encodings from the following instruction sets: A32 ( [A1](#) ) and T32 ( [T1](#) ).

A1

31	30	29	28	27	26	25	24	23	22	21	20	19	18	17	16	15	14	13	12	11	10	9	8	7	6	5	4	3	2	1	0
!= 1111				0	1	1	0	1	0	1	0	sat_imm				Rd				(1)	(1)	(1)	(1)	0	0	1	1	Rn			
cond																															

A1

```
SSAT16{<c>}{<q>} <Rd>, #<imm>, <Rn>

constant d = UInt(Rd);  constant n = UInt(Rn);  constant saturate_to = UInt(sat_imm)+1;
if d == 15 || n == 15 then UNPREDICTABLE;
```

T1

15	14	13	12	11	10	9	8	7	6	5	4	3	2	1	0	15	14	13	12	11	10	9	8	7	6	5	4	3	2	1	0
1	1	1	1	0	(0)	1	1	0	0	1	0	Rn				0	0	0	0	Rd				0	0	(0)	(0)	sat_imm			

T1

```
SSAT16{<c>}{<q>} <Rd>, #<imm>, <Rn>

constant d = UInt(Rd);  constant n = UInt(Rn);  constant saturate_to = UInt(sat_imm)+1;
// Armv8-A removes UNPREDICTABLE for R13
if d == 15 || n == 15 then UNPREDICTABLE;
```

For more information about the CONSTRAINED UNPREDICTABLE behavior of this instruction, see *Architectural Constraints on UNPREDICTABLE behaviors*.

Assembler Symbols

- <c> See *Standard assembler syntax fields*.
- <q> See *Standard assembler syntax fields*.
- <Rd> Is the general-purpose destination register, encoded in the "Rd" field.
- <imm> Is the bit position for saturation, in the range 1 to 16, encoded in the "sat\_imm" field as <imm>-1.
- <Rn> Is the general-purpose source register, encoded in the "Rn" field.

Operation

```
if ConditionPassed() then
    EncodingSpecificOperations();
    constant (result1, sat1) = SignedSatQ(SInt(R[n]<15:0>), saturate_to);
    constant (result2, sat2) = SignedSatQ(SInt(R[n]<31:16>), saturate_to);
    R[d]<15:0> = SignExtend(result1, 16);
    R[d]<31:16> = SignExtend(result2, 16);
    if sat1 || sat2 then
        PSTATE.Q = '1';
```

# SSAX

Signed Subtract and Add with Exchange exchanges the two halfwords of the second operand, performs one 16-bit integer subtraction and one 16-bit addition, and writes the results to the destination register. It sets *PSTATE*.GE according to the results. It has encodings from the following instruction sets: A32 ( [A1](#) ) and T32 ( [T1](#) ).

## A1

31	30	29	28	27	26	25	24	23	22	21	20	19	18	17	16	15	14	13	12	11	10	9	8	7	6	5	4	3	2	1	0
!= 1111				0	1	1	0	0	0	0	1	Rn				Rd				(1)	(1)	(1)	(1)	0	1	0	1	Rm			
cond																															

## A1

```
SSAX{<c>}{<q>} {<Rd>,<Rn>,<Rm>}

constant d = UInt(Rd);  constant n = UInt(Rn);  constant m = UInt(Rm);
if d == 15 || n == 15 || m == 15 then UNPREDICTABLE;
```

## T1

15	14	13	12	11	10	9	8	7	6	5	4	3	2	1	0	15	14	13	12	11	10	9	8	7	6	5	4	3	2	1	0
1	1	1	1	1	0	1	0	1	1	1	0	Rn				1	1	1	1	Rd				0	0	0	0	Rm			

## T1

```
SSAX{<c>}{<q>} {<Rd>,<Rn>,<Rm>}

constant d = UInt(Rd);  constant n = UInt(Rn);  constant m = UInt(Rm);
// Armv8-A removes UNPREDICTABLE for R13
if d == 15 || n == 15 || m == 15 then UNPREDICTABLE;
```

For more information about the CONSTRAINED UNPREDICTABLE behavior of this instruction, see [Architectural Constraints on UNPREDICTABLE behaviors](#).

## Assembler Symbols

- <c> See [Standard assembler syntax fields](#).
- <q> See [Standard assembler syntax fields](#).
- <Rd> Is the general-purpose destination register, encoded in the "Rd" field.
- <Rn> Is the first general-purpose source register, encoded in the "Rn" field.
- <Rm> Is the second general-purpose source register, encoded in the "Rm" field.

## Operation

```
if ConditionPassed() then
    EncodingSpecificOperations();
    constant sum  = SInt(R[n]<15:0>) + SInt(R[m]<31:16>);
    constant diff = SInt(R[n]<31:16>) - SInt(R[m]<15:0>);
    R[d]<15:0>    = sum<15:0>;
    R[d]<31:16>   = diff<15:0>;
    PSTATE.GE<1:0> = if sum >= 0 then '11' else '00';
    PSTATE.GE<3:2> = if diff >= 0 then '11' else '00';
```

## Operational information

- If CPSR.DIT is 1, this instruction has passed its condition execution check, and does not use R15 as either its source or destination:
- The execution time of this instruction is independent of:

- The values of the data supplied in any of its registers.
  - The values of the NZCV flags.
- The response of this instruction to asynchronous exceptions does not vary based on:
  - The values of the data supplied in any of its registers.
  - The values of the NZCV flags.

Internal version only: isa v01\_31, pseudocode v2024-03\_rel ; Build timestamp: 2024-03-25T10:05

Copyright © 2010-2024 Arm Limited or its affiliates. All rights reserved. This document is Non-Confidential.

SSBB

Speculative Store Bypass Barrier is a memory barrier that prevents speculative loads from bypassing earlier stores to the same virtual address under certain conditions. For more information and details of the semantics, see *Speculative Store Bypass Barrier (SSBB)*. It has encodings from the following instruction sets: A32 ( [A1](#) ) and T32 ( [T1](#) ) .

A1

31	30	29	28	27	26	25	24	23	22	21	20	19	18	17	16	15	14	13	12	11	10	9	8	7	6	5	4	3	2	1	0
1	1	1	1	0	1	0	1	0	1	1	1	(1)	(1)	(1)	(1)	(1)	(1)	(1)	(1)	(0)	(0)	(0)	(0)	0	1	0	0	0	0	0	0

A1

```
SSBB{<q>}

// No additional decoding required
```

T1

15	14	13	12	11	10	9	8	7	6	5	4	3	2	1	0	15	14	13	12	11	10	9	8	7	6	5	4	3	2	1	0
1	1	1	1	0	0	1	1	1	0	1	1	(1)	(1)	(1)	(1)	1	0	(0)	0	(1)	(1)	(1)	(1)	0	1	0	0	0	0	0	0

T1

```
SSBB{<q>}

if InITBlock() then UNPREDICTABLE;
```

For more information about the CONSTRAINED UNPREDICTABLE behavior of this instruction, see *Architectural Constraints on UNPREDICTABLE behaviors*.

Assembler Symbols

<q> See *Standard assembler syntax fields*.

Operation

```
if ConditionPassed() then
    EncodingSpecificOperations();
    SpeculativeStoreBypassBarrierToVA();
```

# SSUB16

Signed Subtract 16 performs two 16-bit signed integer subtractions, and writes the results to the destination register. It sets *PSTATE*.GE according to the results of the subtractions.

It has encodings from the following instruction sets: A32 ( [A1](#) ) and T32 ( [T1](#) ).

## A1

31	30	29	28	27	26	25	24	23	22	21	20	19	18	17	16	15	14	13	12	11	10	9	8	7	6	5	4	3	2	1	0
!= 1111				0	1	1	0	0	0	0	1	Rn				Rd				(1)	(1)	(1)	(1)	0	1	1	1	Rm			
cond																															

## A1

```
SSUB16{<c>}{<q>} {<Rd>,} <Rn>, <Rm>

constant d = UInt(Rd);  constant n = UInt(Rn);  constant m = UInt(Rm);
if d == 15 || n == 15 || m == 15 then UNPREDICTABLE;
```

## T1

15	14	13	12	11	10	9	8	7	6	5	4	3	2	1	0	15	14	13	12	11	10	9	8	7	6	5	4	3	2	1	0
1	1	1	1	1	0	1	0	1	1	0	1	Rn				1	1	1	1	Rd				0	0	0	0	Rm			

## T1

```
SSUB16{<c>}{<q>} {<Rd>,} <Rn>, <Rm>

constant d = UInt(Rd);  constant n = UInt(Rn);  constant m = UInt(Rm);
// Armv8-A removes UNPREDICTABLE for R13
if d == 15 || n == 15 || m == 15 then UNPREDICTABLE;
```

For more information about the CONSTRAINED UNPREDICTABLE behavior of this instruction, see *Architectural Constraints on UNPREDICTABLE behaviors*.

## Assembler Symbols

- <c> See *Standard assembler syntax fields*.
- <q> See *Standard assembler syntax fields*.
- <Rd> Is the general-purpose destination register, encoded in the "Rd" field.
- <Rn> Is the first general-purpose source register, encoded in the "Rn" field.
- <Rm> Is the second general-purpose source register, encoded in the "Rm" field.

## Operation

```
if ConditionPassed() then
    EncodingSpecificOperations();
    constant diff1 = SInt(R[n]<15:0>) - SInt(R[m]<15:0>);
    constant diff2 = SInt(R[n]<31:16>) - SInt(R[m]<31:16>);
    R[d]<15:0> = diff1<15:0>;
    R[d]<31:16> = diff2<15:0>;
    PSTATE.GE<1:0> = if diff1 >= 0 then '11' else '00';
    PSTATE.GE<3:2> = if diff2 >= 0 then '11' else '00';
```

## Operational information

- If CPSR.DIT is 1, this instruction has passed its condition execution check, and does not use R15 as either its source or destination:
- The execution time of this instruction is independent of:

- The values of the data supplied in any of its registers.
  - The values of the NZCV flags.
- The response of this instruction to asynchronous exceptions does not vary based on:
  - The values of the data supplied in any of its registers.
  - The values of the NZCV flags.

Internal version only: isa v01\_31, pseudocode v2024-03\_rel ; Build timestamp: 2024-03-25T10:05

Copyright © 2010-2024 Arm Limited or its affiliates. All rights reserved. This document is Non-Confidential.



# SSUB8

Signed Subtract 8 performs four 8-bit signed integer subtractions, and writes the results to the destination register. It sets *PSTATE*.GE according to the results of the subtractions.

It has encodings from the following instruction sets: A32 ( [A1](#) ) and T32 ( [T1](#) ) .

## A1

31	30	29	28	27	26	25	24	23	22	21	20	19	18	17	16	15	14	13	12	11	10	9	8	7	6	5	4	3	2	1	0
!= 1111				0	1	1	0	0	0	0	1	Rn				Rd				(1)	(1)	(1)	(1)	1	1	1	1	Rm			
cond																															

## A1

```
SSUB8{<c>}{<q>} {<Rd>}, <Rn>, <Rm>

constant d = UInt(Rd);  constant n = UInt(Rn);  constant m = UInt(Rm);
if d == 15 || n == 15 || m == 15 then UNPREDICTABLE;
```

## T1

15	14	13	12	11	10	9	8	7	6	5	4	3	2	1	0	15	14	13	12	11	10	9	8	7	6	5	4	3	2	1	0
1	1	1	1	1	0	1	0	1	1	0	0	Rn				1	1	1	1	Rd				0	0	0	0	Rm			

## T1

```
SSUB8{<c>}{<q>} {<Rd>}, <Rn>, <Rm>

constant d = UInt(Rd);  constant n = UInt(Rn);  constant m = UInt(Rm);
// Armv8-A removes UNPREDICTABLE for R13
if d == 15 || n == 15 || m == 15 then UNPREDICTABLE;
```

For more information about the CONSTRAINED UNPREDICTABLE behavior of this instruction, see *Architectural Constraints on UNPREDICTABLE behaviors*.

## Assembler Symbols

- <c> See *Standard assembler syntax fields*.
- <q> See *Standard assembler syntax fields*.
- <Rd> Is the general-purpose destination register, encoded in the "Rd" field.
- <Rn> Is the first general-purpose source register, encoded in the "Rn" field.
- <Rm> Is the second general-purpose source register, encoded in the "Rm" field.

## Operation

```
if ConditionPassed() then
    EncodingSpecificOperations();
    constant diff1 = SInt(R[n]<7:0>) - SInt(R[m]<7:0>);
    constant diff2 = SInt(R[n]<15:8>) - SInt(R[m]<15:8>);
    constant diff3 = SInt(R[n]<23:16>) - SInt(R[m]<23:16>);
    constant diff4 = SInt(R[n]<31:24>) - SInt(R[m]<31:24>);
    R[d]<7:0>    = diff1<7:0>;
    R[d]<15:8>   = diff2<7:0>;
    R[d]<23:16>  = diff3<7:0>;
    R[d]<31:24>  = diff4<7:0>;
    PSTATE.GE<0> = if diff1 >= 0 then '1' else '0';
    PSTATE.GE<1> = if diff2 >= 0 then '1' else '0';
    PSTATE.GE<2> = if diff3 >= 0 then '1' else '0';
    PSTATE.GE<3> = if diff4 >= 0 then '1' else '0';
```

## Operational information

If CPSR.DIT is 1, this instruction has passed its condition execution check, and does not use R15 as either its source or destination:

- The execution time of this instruction is independent of:
  - The values of the data supplied in any of its registers.
  - The values of the NZCV flags.
- The response of this instruction to asynchronous exceptions does not vary based on:
  - The values of the data supplied in any of its registers.
  - The values of the NZCV flags.

Internal version only: isa v01\_31, pseudocode v2024-03\_rel ; Build timestamp: 2024-03-25T10:05

Copyright © 2010-2024 Arm Limited or its affiliates. All rights reserved. This document is Non-Confidential.

STC

Store data to System register calculates an address from a base register value and an immediate offset, and stores a word from the *DBGDTRRXint* System register to memory. It can use offset, post-indexed, pre-indexed, or unindexed addressing. For information about memory accesses, see *Memory accesses*.

In an implementation that includes EL2, the permitted STC access to *DBGDTRRXint* can be trapped to Hyp mode, meaning that an attempt to execute an STC instruction in a Non-secure mode other than Hyp mode, that would be permitted in the absence of the Hyp trap controls, generates a Hyp Trap exception. For more information, see *HDCR.TDA*.

For simplicity, the STC pseudocode does not show this possible trap to Hyp mode.

It has encodings from the following instruction sets: A32 ( [A1](#) ) and T32 ( [T1](#) ).

A1

31	30	29	28	27	26	25	24	23	22	21	20	19	18	17	16	15	14	13	12	11	10	9	8	7	6	5	4	3	2	1	0
!= 1111				1	1	0	P	U	0	W	0	Rn				0	1	0	1	1	1	1	0	imm8							
cond																															

Offset (P == 1 && W == 0)

STC{<c>}{<q>} p14, c5, [<Rn>{, #<+/-><imm>}]

Post-indexed (P == 0 && W == 1)

STC{<c>}{<q>} p14, c5, [<Rn>], #<+/-><imm>

Pre-indexed (P == 1 && W == 1)

STC{<c>}{<q>} p14, c5, [<Rn>, #<+/-><imm>]!

Unindexed (P == 0 && U == 1 && W == 0)

STC{<c>}{<q>} p14, c5, [<Rn>], <option>

```
if P == '0' && U == '0' && W == '0' then UNDEFINED;
constant n = UInt(Rn); constant cp = 14;
constant imm32 = ZeroExtend(imm8:'00', 32); constant index = (P == '1');
constant add = (U == '1'); constant wback = (W == '1');
if n == 15 && (wback || CurrentInstrSet() != InstrSet_A32) then UNPREDICTABLE;
```

CONSTRAINED UNPREDICTABLE behavior

- If `n == 15 && wback`, then one of the following behaviors must occur:
- The instruction is UNDEFINED.
  - The instruction executes as NOP.
  - The instruction executes without writeback of the base address.
  - The instruction executes with writeback to the PC. The instruction is handled as described in *Using R15*.

T1

15	14	13	12	11	10	9	8	7	6	5	4	3	2	1	0	15	14	13	12	11	10	9	8	7	6	5	4	3	2	1	0
1	1	1	0	1	1	0	P	U	0	W	0	Rn				0	1	0	1	1	1	1	0	imm8							

Offset (P == 1 && W == 0)

```
STC{<c>}{<q>} p14, c5, [<Rn>{, #+/-><imm>}]
```

Post-indexed (P == 0 && W == 1)

```
STC{<c>}{<q>} p14, c5, [<Rn>], #+/-><imm>
```

Pre-indexed (P == 1 && W == 1)

```
STC{<c>}{<q>} p14, c5, [<Rn>, #+/-><imm>]!
```

Unindexed (P == 0 && U == 1 && W == 0)

```
STC{<c>}{<q>} p14, c5, [<Rn>], <option>
```

```
if P == '0' && U == '0' && W == '0' then UNDEFINED;
constant n = UInt(Rn); constant cp = 14;
constant imm32 = ZeroExtend(imm8:'00', 32); constant index = (P == '1');
constant add = (U == '1'); constant wback = (W == '1');
if n == 15 && (wback || CurrentInstrSet() != InstrSet_A32) then UNPREDICTABLE;
```

CONSTRAINED UNPREDICTABLE behavior

If n == 15, then one of the following behaviors must occur:

- The instruction is UNDEFINED.
- The instruction executes as NOP.
- The instruction executes without writeback of the base address.
- The instruction executes with writeback to the PC. The instruction is handled as described in *Using R15*.

For more information about the CONSTRAINED UNPREDICTABLE behavior of this instruction, see *Architectural Constraints on UNPREDICTABLE behaviors*.

Assembler Symbols

<c>	See <i>Standard assembler syntax fields</i> .						
<q>	See <i>Standard assembler syntax fields</i> .						
<Rn>	For the offset or unindexed variant: is the general-purpose base register, encoded in the "Rn" field. The PC can be used, but this is deprecated.  For the offset, post-indexed or pre-indexed variant: is the general-purpose base register, encoded in the "Rn" field.						
<option>	Is an 8-bit immediate, in the range 0 to 255 enclosed in { }, encoded in the "imm8" field. The value of this field is ignored when executing this instruction.						
+/-	Specifies the offset is added to or subtracted from the base register, defaulting to + if omitted and encoded in "U": <table><tr><th>U</th><th>+/-</th></tr><tr><td>0</td><td>-</td></tr><tr><td>1</td><td>+</td></tr></table>	U	+/-	0	-	1	+
U	+/-						
0	-						
1	+						
<imm>	Is the immediate offset used for forming the address, a multiple of 4 in the range 0-1020, defaulting to 0 and encoded in the "imm8" field, as <imm>/4.						

## Operation

```
if ConditionPassed() then
    EncodingSpecificOperations();
    constant offset_addr = if add then (R[n] + imm32) else (R[n] - imm32);
    constant address = if index then offset_addr else R[n];

    // System register read from DBGDTRRXint.
    AArch32.SysRegRead(cp, ThisInstr(), address<31:0>);
    if wback then R[n] = offset_addr;
```

## Operational information

If CPSR.DIT is 1, the timing of this instruction is insensitive to the value of the data being loaded or stored.

Internal version only: isa v01\_31, pseudocode v2024-03\_rel ; Build timestamp: 2024-03-25T10:05

Copyright © 2010-2024 Arm Limited or its affiliates. All rights reserved. This document is Non-Confidential.

STL

Store-Release Word stores a word from a register to memory. The instruction also has memory ordering semantics as described in [Load-Acquire, Store-Release](#). For more information about support for shared memory see [Synchronization and semaphores](#). For information about memory accesses see [Memory accesses](#). It has encodings from the following instruction sets: A32 ( [A1](#) ) and T32 ( [T1](#) ) .

A1

31	30	29	28	27	26	25	24	23	22	21	20	19	18	17	16	15	14	13	12	11	10	9	8	7	6	5	4	3	2	1	0
!= 1111				0	0	0	1	1	0	0	0	Rn				(1)	(1)	(1)	(1)	(1)	(1)	0	0	1	0	0	1	Rt			
cond																															

A1

```
STL{<c>}{<q>}<Rt>, [<Rn>]

constant t = UInt(Rt); constant n = UInt(Rn);
if t == 15 || n == 15 then UNPREDICTABLE;
```

T1

15	14	13	12	11	10	9	8	7	6	5	4	3	2	1	0	15	14	13	12	11	10	9	8	7	6	5	4	3	2	1	0
1	1	1	0	1	0	0	0	1	1	0	0	Rn				Rt				(1)	(1)	(1)	(1)	1	0	1	0	(1)	(1)	(1)	(1)

T1

```
STL{<c>}{<q>}<Rt>, [<Rn>]

constant t = UInt(Rt); constant n = UInt(Rn);
if t == 15 || n == 15 then UNPREDICTABLE;
```

For more information about the CONSTRAINED UNPREDICTABLE behavior of this instruction, see [Architectural Constraints on UNPREDICTABLE behaviors](#).

Assembler Symbols

- <c> See [Standard assembler syntax fields](#).
- <q> See [Standard assembler syntax fields](#).
- <Rt> Is the general-purpose register to be transferred, encoded in the "Rt" field.
- <Rn> Is the general-purpose base register, encoded in the "Rn" field.

Operation

```
if ConditionPassed() then
    EncodingSpecificOperations();
    constant address = R[n];
    MemO[address, 4] = R[t];
```

Operational information

If CPSR.DIT is 1, the timing of this instruction is insensitive to the value of the data being loaded or stored.

STLB

Store-Release Byte stores a byte from a register to memory. The instruction also has memory ordering semantics as described in [Load-Acquire, Store-Release](#).  
For more information about support for shared memory see [Synchronization and semaphores](#). For information about memory accesses see [Memory accesses](#).  
It has encodings from the following instruction sets: A32 ( [A1](#) ) and T32 ( [T1](#) ).

A1

31	30	29	28	27	26	25	24	23	22	21	20	19	18	17	16	15	14	13	12	11	10	9	8	7	6	5	4	3	2	1	0
!= 1111				0	0	0	1	1	1	0	0	Rn				(1)	(1)	(1)	(1)	(1)	(1)	0	0	1	0	0	1	Rt			
cond																															

A1

```
STLB{<c>}{<q>} <Rt>, [<Rn>]  
  
constant t = UInt(Rt); constant n = UInt(Rn);  
if t == 15 || n == 15 then UNPREDICTABLE;
```

T1

15	14	13	12	11	10	9	8	7	6	5	4	3	2	1	0	15	14	13	12	11	10	9	8	7	6	5	4	3	2	1	0
1	1	1	0	1	0	0	0	1	1	0	0	Rn				Rt				(1)	(1)	(1)	(1)	1	0	0	0	(1)	(1)	(1)	(1)

T1

```
STLB{<c>}{<q>} <Rt>, [<Rn>]  
  
constant t = UInt(Rt); constant n = UInt(Rn);  
if t == 15 || n == 15 then UNPREDICTABLE;
```

For more information about the CONSTRAINED UNPREDICTABLE behavior of this instruction, see [Architectural Constraints on UNPREDICTABLE behaviors](#).

Assembler Symbols

- <c> See [Standard assembler syntax fields](#).
- <q> See [Standard assembler syntax fields](#).
- <Rt> Is the general-purpose register to be transferred, encoded in the "Rt" field.
- <Rn> Is the general-purpose base register, encoded in the "Rn" field.

Operation

```
if ConditionPassed() then  
  EncodingSpecificOperations();  
  constant address = R[n];  
  MemO[address, 1] = R[t]<7:0>;
```

Operational information

If CPSR.DIT is 1, the timing of this instruction is insensitive to the value of the data being loaded or stored.

# STLEX

Store-Release Exclusive Word stores a word from a register to memory if the executing PE has exclusive access to the memory at that address, and returns a status value of 0 if the store was successful, or of 1 if no store was performed.

The instruction also has memory ordering semantics as described in [Load-Acquire, Store-Release](#).

For more information about support for shared memory see [Synchronization and semaphores](#). For information about memory accesses see [Memory accesses](#).

It has encodings from the following instruction sets: A32 ( [A1](#) ) and T32 ( [T1](#) ).

## A1

31	30	29	28	27	26	25	24	23	22	21	20	19	18	17	16	15	14	13	12	11	10	9	8	7	6	5	4	3	2	1	0
!= 1111				0	0	0	1	1	0	0	0	Rn				Rd				(1)	(1)	1	0	1	0	0	1	Rt			
cond																															

## A1

```
STLEX{<c>}{<q>}<Rd>, <Rt>, [<Rn>]

constant d = UInt(Rd);  constant t = UInt(Rt);  constant n = UInt(Rn);
if d == 15 || t == 15 || n == 15 then UNPREDICTABLE;
if d == n || d == t then UNPREDICTABLE;
```

### CONSTRAINED UNPREDICTABLE behavior

If `d == t`, then one of the following behaviors must occur:

- The instruction is UNDEFINED.
- The instruction executes as NOP.
- The store instruction executes but the value stored is UNKNOWN.

If `d == n`, then one of the following behaviors must occur:

- The instruction is UNDEFINED.
- The instruction executes as NOP.
- The instruction performs the store to an UNKNOWN address.

## T1

15	14	13	12	11	10	9	8	7	6	5	4	3	2	1	0	15	14	13	12	11	10	9	8	7	6	5	4	3	2	1	0
1	1	1	0	1	0	0	0	1	1	0	0	Rn				Rt				(1)	(1)	(1)	(1)	1	1	1	0	Rd			

## T1

```
STLEX{<c>}{<q>}<Rd>, <Rt>, [<Rn>]

constant d = UInt(Rd);  constant t = UInt(Rt);  constant n = UInt(Rn);
if d == 15 || t == 15 || n == 15 then UNPREDICTABLE;
if d == n || d == t then UNPREDICTABLE;
```

### CONSTRAINED UNPREDICTABLE behavior

If `d == t`, then one of the following behaviors must occur:

- The instruction is UNDEFINED.
- The instruction executes as NOP.
- The store instruction executes but the value stored is UNKNOWN.

If `d == n`, then one of the following behaviors must occur:

- The instruction is UNDEFINED.
- The instruction executes as NOP.



- The instruction performs the store to an UNKNOWN address.

For more information about the CONSTRAINED UNPREDICTABLE behavior of this instruction, see [Architectural Constraints on UNPREDICTABLE behaviors](#).

## Assembler Symbols

<c>	See <a href="#">Standard assembler syntax fields</a> .
<q>	See <a href="#">Standard assembler syntax fields</a> .
<Rd>	Is the destination general-purpose register into which the status result of the store exclusive is written, encoded in the "Rd" field. The value returned is: <b>0</b> If the operation updates memory. <b>1</b> If the operation fails to update memory.
<Rt>	Is the general-purpose register to be transferred, encoded in the "Rt" field.
<Rn>	Is the general-purpose base register, encoded in the "Rn" field.

### Aborts and alignment

If a synchronous Data Abort exception is generated by the execution of this instruction:

- Memory is not updated.
- <Rd> is not updated.

A non word-aligned memory address causes an Alignment fault Data Abort exception to be generated, subject to the following rules:

- If AArch32.ExclusiveMonitorsPass() returns TRUE, the exception is generated.
- Otherwise, it is IMPLEMENTATION DEFINED whether the exception is generated.

If AArch32.ExclusiveMonitorsPass() returns FALSE and the memory address, if accessed, would generate a synchronous Data Abort exception, it is IMPLEMENTATION DEFINED whether the exception is generated.

## Operation

```
if ConditionPassed() then
    EncodingSpecificOperations();
    constant address = R[n];
    if AArch32.ExclusiveMonitorsPass(address, 4) then
        MemO[address, 4] = R[t];
        R[d] = ZeroExtend('0', 32);
    else
        R[d] = ZeroExtend('1', 32);
```

## Operational information

If CPSR.DIT is 1, the timing of this instruction is insensitive to the value of the data being loaded or stored.

Internal version only: isa v01\_31, pseudocode v2024-03\_rel ; Build timestamp: 2024-03-25T10:05

Copyright © 2010-2024 Arm Limited or its affiliates. All rights reserved. This document is Non-Confidential.

# STLEXB

Store-Release Exclusive Byte stores a byte from a register to memory if the executing PE has exclusive access to the memory at that address, and returns a status value of 0 if the store was successful, or of 1 if no store was performed.

The instruction also has memory ordering semantics as described in [Load-Acquire, Store-Release](#).

For more information about support for shared memory see [Synchronization and semaphores](#). For information about memory accesses see [Memory accesses](#).

It has encodings from the following instruction sets: A32 ( [A1](#) ) and T32 ( [T1](#) ).

## A1

31	30	29	28	27	26	25	24	23	22	21	20	19	18	17	16	15	14	13	12	11	10	9	8	7	6	5	4	3	2	1	0
!= 1111				0	0	0	1	1	1	0	0	Rn				Rd				(1)	(1)	1	0	1	0	0	1	Rt			
cond																															

## A1

```
STLEXB{<c>}{<q>} <Rd>, <Rt>, [<Rn>]

constant d = UInt(Rd);  constant t = UInt(Rt);  constant n = UInt(Rn);
if d == 15 || t == 15 || n == 15 then UNPREDICTABLE;
if d == n || d == t then UNPREDICTABLE;
```

### CONSTRAINED UNPREDICTABLE behavior

If `d == t`, then one of the following behaviors must occur:

- The instruction is UNDEFINED.
- The instruction executes as NOP.
- The store instruction executes but the value stored is UNKNOWN.

If `d == n`, then one of the following behaviors must occur:

- The instruction is UNDEFINED.
- The instruction executes as NOP.
- The instruction performs the store to an UNKNOWN address.

## T1

15	14	13	12	11	10	9	8	7	6	5	4	3	2	1	0	15	14	13	12	11	10	9	8	7	6	5	4	3	2	1	0
1	1	1	0	1	0	0	0	1	1	0	0	Rn				Rt				(1)	(1)	(1)	(1)	1	1	0	0	Rd			

## T1

```
STLEXB{<c>}{<q>} <Rd>, <Rt>, [<Rn>]

constant d = UInt(Rd);  constant t = UInt(Rt);  constant n = UInt(Rn);
if d == 15 || t == 15 || n == 15 then UNPREDICTABLE;
if d == n || d == t then UNPREDICTABLE;
```

### CONSTRAINED UNPREDICTABLE behavior

If `d == t`, then one of the following behaviors must occur:

- The instruction is UNDEFINED.
- The instruction executes as NOP.
- The store instruction executes but the value stored is UNKNOWN.

If `d == n`, then one of the following behaviors must occur:

- The instruction is UNDEFINED.
- The instruction executes as NOP.

- The instruction performs the store to an UNKNOWN address.

For more information about the CONSTRAINED UNPREDICTABLE behavior of this instruction, see [Architectural Constraints on UNPREDICTABLE behaviors](#).

## Assembler Symbols

<c>	See <a href="#">Standard assembler syntax fields</a> .
<q>	See <a href="#">Standard assembler syntax fields</a> .
<Rd>	Is the destination general-purpose register into which the status result of the store exclusive is written, encoded in the "Rd" field. The value returned is: <b>0</b> If the operation updates memory.  <b>1</b> If the operation fails to update memory.
<Rt>	Is the general-purpose register to be transferred, encoded in the "Rt" field.
<Rn>	Is the general-purpose base register, encoded in the "Rn" field.

### Aborts

If a synchronous Data Abort exception is generated by the execution of this instruction:

- Memory is not updated.
- <Rd> is not updated.

If AArch32.ExclusiveMonitorsPass() returns FALSE and the memory address, if accessed, would generate a synchronous Data Abort exception, it is IMPLEMENTATION DEFINED whether the exception is generated.

## Operation

```
if ConditionPassed() then
    EncodingSpecificOperations();
    constant address = R[n];
    if AArch32.ExclusiveMonitorsPass(address,1) then
        MemO[address, 1] = R[t]<7:0>;
        R[d] = ZeroExtend('0', 32);
    else
        R[d] = ZeroExtend('1', 32);
```

## Operational information

If CPSR.DIT is 1, the timing of this instruction is insensitive to the value of the data being loaded or stored.

Internal version only: isa v01\_31, pseudocode v2024-03\_rel ; Build timestamp: 2024-03-25T10:05

Copyright © 2010-2024 Arm Limited or its affiliates. All rights reserved. This document is Non-Confidential.

STLEXD

Store-Release Exclusive Doubleword stores a doubleword from two registers to memory if the executing PE has exclusive access to the memory at that address, and returns a status value of 0 if the store was successful, or of 1 if no store was performed.

The instruction also has memory ordering semantics as described in [Load-Acquire, Store-Release](#). For more information about support for shared memory see [Synchronization and semaphores](#). For information about memory accesses see [Memory accesses](#).

It has encodings from the following instruction sets: A32 ( [A1](#) ) and T32 ( [T1](#) ) .

A1

31	30	29	28	27	26	25	24	23	22	21	20	19	18	17	16	15	14	13	12	11	10	9	8	7	6	5	4	3	2	1	0
!= 1111				0	0	0	1	1	0	1	0	Rn				Rd				(1)	(1)	1	0	1	0	0	1	Rt			
cond																															

A1

```
STLEXD{<c>}{<q>} <Rd>, <Rt>, <Rt2>, [<Rn>]

constant d = UInt(Rd);  constant t = UInt(Rt);  constant t2 = t+1;  constant n = UInt(Rn);
if d == 15 || Rt<0> == '1' || t2 == 15 || n == 15 then UNPREDICTABLE;
if d == n || d == t || d == t2 then UNPREDICTABLE;
```

CONSTRAINED UNPREDICTABLE behavior

If `d == t`, then one of the following behaviors must occur:

- The instruction is UNDEFINED.
- The instruction executes as NOP.
- The store instruction executes but the value stored is UNKNOWN.

If `d == n`, then one of the following behaviors must occur:

- The instruction is UNDEFINED.
- The instruction executes as NOP.
- The instruction performs the store to an UNKNOWN address.

If `Rt<0> == '1'`, then one of the following behaviors must occur:

- The instruction is UNDEFINED.
- The instruction executes as NOP.
- The instruction executes with the additional decode: `Rt<0> = '0'`.
- The instruction executes with the additional decode: `t2 = t`.
- The instruction executes as described, with no change to its behavior and no additional side effects.

If `Rt == '1110'`, then one of the following behaviors must occur:

- The instruction is UNDEFINED.
- The instruction executes as NOP.
- The instruction is handled as described in [Using R15](#).

T1

15	14	13	12	11	10	9	8	7	6	5	4	3	2	1	0	15	14	13	12	11	10	9	8	7	6	5	4	3	2	1	0
1	1	1	0	1	0	0	0	1	1	0	0	Rn				Rt				Rt2				1	1	1	1	Rd			

T1

```
STLEXD{<c>}{<q>} <Rd>, <Rt>, <Rt2>, [<Rn>]

constant d = UInt(Rd);  constant t = UInt(Rt);  constant t2 = UInt(Rt2);  constant n = UInt(Rn);
if d == 15 || t == 15 || t2 == 15 || n == 15 then UNPREDICTABLE;
if d == n || d == t || d == t2 then UNPREDICTABLE;
```

## CONSTRAINED UNPREDICTABLE behavior

If `d == t`, then one of the following behaviors must occur:

- The instruction is UNDEFINED.
- The instruction executes as NOP.
- The store instruction executes but the value stored is UNKNOWN.

If `d == n`, then one of the following behaviors must occur:

- The instruction is UNDEFINED.
- The instruction executes as NOP.
- The instruction performs the store to an UNKNOWN address.

For more information about the CONSTRAINED UNPREDICTABLE behavior of this instruction, see [Architectural Constraints on UNPREDICTABLE behaviors](#).

## Assembler Symbols

<c> See [Standard assembler syntax fields](#).

<q> See [Standard assembler syntax fields](#).

<Rd> Is the destination general-purpose register into which the status result of the store exclusive is written, encoded in the "Rd" field.  
The value returned is:

0

If the operation updates memory.

1

If the operation fails to update memory.

<Rt> For encoding A1: is the first general-purpose register to be transferred, encoded in the "Rt" field. <Rt> must be even-numbered and not R14.

For encoding T1: is the first general-purpose register to be transferred, encoded in the "Rt" field.

<Rt2> For encoding A1: is the second general-purpose register to be transferred. <Rt2> must be <R(t+1)>.

For encoding T1: is the second general-purpose register to be transferred, encoded in the "Rt2" field.

<Rn> Is the general-purpose base register, encoded in the "Rn" field.

### Aborts and alignment

If a synchronous Data Abort exception is generated by the execution of this instruction:

- Memory is not updated.
- <Rd> is not updated.

A non word-aligned memory address causes an Alignment fault Data Abort exception to be generated, subject to the following rules:

- If `AArch32.ExclusiveMonitorsPass()` returns TRUE, the exception is generated.
- Otherwise, it is IMPLEMENTATION DEFINED whether the exception is generated.

If `AArch32.ExclusiveMonitorsPass()` returns FALSE and the memory address, if accessed, would generate a synchronous Data Abort exception, it is IMPLEMENTATION DEFINED whether the exception is generated.

## Operation

```
if ConditionPassed() then
    EncodingSpecificOperations();
    constant address = R[n];
    // Create doubleword to store such that R[t] will be stored at address and R[t2] at address+4.
    constant value = if BigEndian(AccessType_GPR) then R[t]:R[t2] else R[t2]:R[t];
    if AArch32.ExclusiveMonitorsPass(address, 8) then
        MemO[address, 8] = value;
        R[d] = ZeroExtend('0', 32);
    else
        R[d] = ZeroExtend('1', 32);
```

## Operational information

If CPSR.DIT is 1, the timing of this instruction is insensitive to the value of the data being loaded or stored.



STLEXH

Store-Release Exclusive Halfword stores a halfword from a register to memory if the executing PE has exclusive access to the memory at that address, and returns a status value of 0 if the store was successful, or of 1 if no store was performed.

The instruction also has memory ordering semantics as described in *Load-Acquire, Store-Release*.

For more information about support for shared memory see *Synchronization and semaphores*. For information about memory accesses see *Memory accesses*.

It has encodings from the following instruction sets: A32 ( [A1](#) ) and T32 ( [T1](#) ) .

A1

31	30	29	28	27	26	25	24	23	22	21	20	19	18	17	16	15	14	13	12	11	10	9	8	7	6	5	4	3	2	1	0
!= 1111				0	0	0	1	1	1	1	0	Rn				Rd				(1)	(1)	1	0	1	0	0	1	Rt			
cond																															

A1

```
STLEXH{<c>}{<q>} <Rd>, <Rt>, [<Rn>]

constant d = UInt(Rd);  constant t = UInt(Rt);  constant n = UInt(Rn);
if d == 15 || t == 15 || n == 15 then UNPREDICTABLE;
if d == n || d == t then UNPREDICTABLE;
```

CONSTRAINED UNPREDICTABLE behavior

If `d == t`, then one of the following behaviors must occur:

- The instruction is UNDEFINED.
- The instruction executes as NOP.
- The store instruction executes but the value stored is UNKNOWN.

If `d == n`, then one of the following behaviors must occur:

- The instruction is UNDEFINED.
- The instruction executes as NOP.
- The instruction performs the store to an UNKNOWN address.

T1

15	14	13	12	11	10	9	8	7	6	5	4	3	2	1	0	15	14	13	12	11	10	9	8	7	6	5	4	3	2	1	0
1	1	1	0	1	0	0	0	1	1	0	0	Rn				Rt				(1)	(1)	(1)	(1)	1	1	0	1	Rd			

T1

```
STLEXH{<c>}{<q>} <Rd>, <Rt>, [<Rn>]

constant d = UInt(Rd);  constant t = UInt(Rt);  constant n = UInt(Rn);
if d == 15 || t == 15 || n == 15 then UNPREDICTABLE;
if d == n || d == t then UNPREDICTABLE;
```

CONSTRAINED UNPREDICTABLE behavior

If `d == t`, then one of the following behaviors must occur:

- The instruction is UNDEFINED.
- The instruction executes as NOP.
- The store instruction executes but the value stored is UNKNOWN.

If `d == n`, then one of the following behaviors must occur:

- The instruction is UNDEFINED.
- The instruction executes as NOP.

- The instruction performs the store to an UNKNOWN address.

For more information about the CONSTRAINED UNPREDICTABLE behavior of this instruction, see [Architectural Constraints on UNPREDICTABLE behaviors](#).

## Assembler Symbols

<c>	See <a href="#">Standard assembler syntax fields</a> .
<q>	See <a href="#">Standard assembler syntax fields</a> .
<Rd>	Is the destination general-purpose register into which the status result of the store exclusive is written, encoded in the "Rd" field. The value returned is: <b>0</b> If the operation updates memory. <b>1</b> If the operation fails to update memory.
<Rt>	Is the general-purpose register to be transferred, encoded in the "Rt" field.
<Rn>	Is the general-purpose base register, encoded in the "Rn" field.

### Aborts and alignment

If a synchronous Data Abort exception is generated by the execution of this instruction:

- Memory is not updated
- <Rd> is not updated.

A non word-aligned memory address causes an Alignment fault Data Abort exception to be generated, subject to the following rules:

- If `AArch32.ExclusiveMonitorsPass()` returns TRUE, the exception is generated.
- Otherwise, it is IMPLEMENTATION DEFINED whether the exception is generated.

If `AArch32.ExclusiveMonitorsPass()` returns FALSE and the memory address, if accessed, would generate a synchronous Data Abort exception, it is IMPLEMENTATION DEFINED whether the exception is generated.

## Operation

```
if ConditionPassed() then
    EncodingSpecificOperations();
    constant address = R[n];
    if AArch32.ExclusiveMonitorsPass(address,2) then
        MemO[address, 2] = R[t]<15:0>;
        R[d] = ZeroExtend('0', 32);
    else
        R[d] = ZeroExtend('1', 32);
```

## Operational information

If CPSR.DIT is 1, the timing of this instruction is insensitive to the value of the data being loaded or stored.

Internal version only: isa v01\_31, pseudocode v2024-03\_rel ; Build timestamp: 2024-03-25T10:05

Copyright © 2010-2024 Arm Limited or its affiliates. All rights reserved. This document is Non-Confidential.



STLH

Store-Release Halfword stores a halfword from a register to memory. The instruction also has memory ordering semantics as described in [Load-Acquire, Store-Release](#). For more information about support for shared memory see [Synchronization and semaphores](#). For information about memory accesses see [Memory accesses](#). It has encodings from the following instruction sets: A32 ( [A1](#) ) and T32 ( [T1](#) ) .

A1

31	30	29	28	27	26	25	24	23	22	21	20	19	18	17	16	15	14	13	12	11	10	9	8	7	6	5	4	3	2	1	0
!= 1111				0	0	0	1	1	1	1	0	Rn				(1)	(1)	(1)	(1)	(1)	(1)	0	0	1	0	0	1	Rt			
cond																															

A1

```
STLH{<c>}{<q>} <Rt>, [<Rn>]

constant t = UInt(Rt); constant n = UInt(Rn);
if t == 15 || n == 15 then UNPREDICTABLE;
```

T1

15	14	13	12	11	10	9	8	7	6	5	4	3	2	1	0	15	14	13	12	11	10	9	8	7	6	5	4	3	2	1	0
1	1	1	0	1	0	0	0	1	1	0	0	Rn				Rt				(1)	(1)	(1)	(1)	1	0	0	1	(1)	(1)	(1)	(1)

T1

```
STLH{<c>}{<q>} <Rt>, [<Rn>]

constant t = UInt(Rt); constant n = UInt(Rn);
if t == 15 || n == 15 then UNPREDICTABLE;
```

For more information about the CONSTRAINED UNPREDICTABLE behavior of this instruction, see [Architectural Constraints on UNPREDICTABLE behaviors](#).

Assembler Symbols

- <c> See [Standard assembler syntax fields](#).
- <q> See [Standard assembler syntax fields](#).
- <Rt> Is the general-purpose register to be transferred, encoded in the "Rt" field.
- <Rn> Is the general-purpose base register, encoded in the "Rn" field.

Operation

```
if ConditionPassed() then
    EncodingSpecificOperations();
    constant address = R[n];
    MemO[address, 2] = R[t]<15:0>;
```

Operational information

If CPSR.DIT is 1, the timing of this instruction is insensitive to the value of the data being loaded or stored.

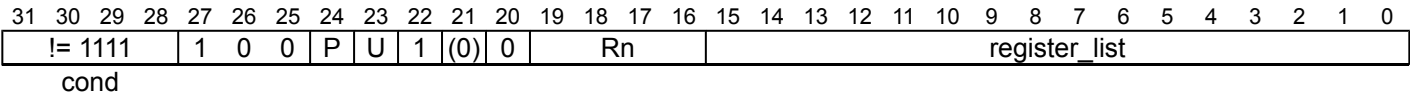
STM (User registers)

In an EL1 mode other than System mode, Store Multiple (User registers) stores multiple User mode registers to consecutive memory locations using an address from a base register. The PE reads the base register value normally, using the current mode to determine the correct Banked version of the register. This instruction cannot writeback to the base register.

Store Multiple (User registers) is UNDEFINED in Hyp mode, and CONSTRAINED UNPREDICTABLE in User or System modes.

Armv8.2 permits the deprecation of some Store Multiple ordering behaviors in AArch32 state, for more information see [FEAT\\_LSMAOC](#).

A1



A1

```
STM{<amode>}{<c>}{<q>} <Rn>, <registers>^

constant n = UInt(Rn);  constant registers = register_list;
constant increment = (U == '1');  constant wordhigher = (P == U);
if n == 15 || BitCount(registers) < 1 then UNPREDICTABLE;
```

CONSTRAINED UNPREDICTABLE behavior

If BitCount(registers) < 1, then one of the following behaviors must occur:

- The instruction is UNDEFINED.
- The instruction executes as NOP.
- The instruction operates as an STM with the same addressing mode but targeting an unspecified set of registers. These registers might include R15.

For more information about the CONSTRAINED UNPREDICTABLE behavior of this instruction, see [Architectural Constraints on UNPREDICTABLE behaviors](#).

Assembler Symbols

<amode>	is one of:
DA	Decrement After. The consecutive memory addresses end at the address in the base register. Encoded as P = 0, U = 0.
ED	Empty Descending. For this instruction, a synonym for DA.
DB	Decrement Before. The consecutive memory addresses end one word below the address in the base register. Encoded as P = 1, U = 0.
FD	Full Descending. For this instruction, a synonym for DB.
IA	Increment After. The consecutive memory addresses start at the address in the base register. This is the default. Encoded as P = 0, U = 1.
EA	Empty Ascending. For this instruction, a synonym for IA.
IB	Increment Before. The consecutive memory addresses start one word above the address in the base register. Encoded as P = 1, U = 1.
FA	Full Ascending. For this instruction, a synonym for IB.
<c>	See <a href="#">Standard assembler syntax fields</a> .

<q>	See <a href="#">Standard assembler syntax fields</a> .
<Rn>	Is the general-purpose base register, encoded in the "Rn" field.
<registers>	Is a list of one or more registers, separated by commas and surrounded by { and }. It specifies the set of registers to be stored by the STM instruction. The registers are stored with the lowest-numbered register to the lowest memory address, through to the highest-numbered register to the highest memory address. See also <a href="#">Encoding of lists of general-purpose registers and the PC</a> .

## Operation

```

if ConditionPassed() then
    EncodingSpecificOperations();
    if PSTATE.EL == EL2 then
        UNDEFINED;
    elsif PSTATE.M IN {M32\_User,M32\_System} then
        UNPREDICTABLE;
    else
        constant length = 4*BitCount(registers);
        address = if increment then R[n] else R[n]-length;
        if wordhigher then address = address+4;
        for i = 0 to 14
            if registers<i> == '1' then // Store User mode register
                MemS[address,4] = Rmode[i, M32\_User];
                address = address + 4;
        if registers<15> == '1' then
            MemS[address,4] = PCStoreValue();

```

## CONSTRAINED UNPREDICTABLE behavior

If `PSTATE.M IN {M32_User,M32_System}`, then one of the following behaviors must occur:

- The instruction is UNDEFINED.
- The instruction executes as NOP.
- The instruction operates as an STM with the same addressing mode but targeting an unspecified set of registers. These registers might include R15.

## Operational information

If CPSR.DIT is 1, the timing of this instruction is insensitive to the value of the data being loaded or stored.

Internal version only: isa v01\_31, pseudocode v2024-03\_rel ; Build timestamp: 2024-03-25T10:05

Copyright © 2010-2024 Arm Limited or its affiliates. All rights reserved. This document is Non-Confidential.

STM, STMIA, STMEA

Store Multiple (Increment After, Empty Ascending) stores multiple registers to consecutive memory locations using an address from a base register. The consecutive memory locations start at this address, and the address just above the last of those locations can optionally be written back to the base register.

The lowest-numbered register is loaded from the lowest memory address, through to the highest-numbered register from the highest memory address. See also [Encoding of lists of general-purpose registers and the PC](#).

Armv8.2 permits the deprecation of some Store Multiple ordering behaviors in AArch32 state, for more information see [FEAT\\_LSMAOC](#). For details of related system instructions see [STM \(User registers\)](#).

It has encodings from the following instruction sets: A32 ([A1](#)) and T32 ([T1](#) and [T2](#)).

A1

31	30	29	28	27	26	25	24	23	22	21	20	19	18	17	16	15	14	13	12	11	10	9	8	7	6	5	4	3	2	1	0
!= 1111				1	0	0	0	1	0	W	0	Rn				register_list															
cond																															

A1

```
STM{IA}{<c>}{<q>} <Rn>{!}, <registers> // (Preferred syntax)

STMEA{<c>}{<q>} <Rn>{!}, <registers> // (Alternate syntax, Empty Ascending stack)

constant n = UInt(Rn);  constant registers = register_list;  constant wback = (W == '1');
if n == 15 || BitCount(registers) < 1 then UNPREDICTABLE;
```

CONSTRAINED UNPREDICTABLE behavior

If `BitCount(registers) < 1`, then one of the following behaviors must occur:

- The instruction is UNDEFINED.
- The instruction executes as NOP.
- The instruction operates as an STM with the same addressing mode but targeting an unspecified set of registers. These registers might include R15. If the instruction specifies writeback, the modification to the base address on writeback might differ from the number of registers stored.

If `n == 15 && wback`, then one of the following behaviors must occur:

- The instruction is UNDEFINED.
- The instruction executes as NOP.
- The instruction executes without writeback of the base address.
- The instruction executes with writeback to the PC. The instruction is handled as described in [Using R15](#).

T1

15	14	13	12	11	10	9	8	7	6	5	4	3	2	1	0
1	1	0	0	0	Rn				register_list						

T1

```
STM{IA}{<c>}{<q>} <Rn>!, <registers> // (Preferred syntax)

STMEA{<c>}{<q>} <Rn>!, <registers> // (Alternate syntax, Empty Ascending stack)

constant n = UInt(Rn);  constant registers = '00000000':register_list;  constant wback = TRUE;
if BitCount(registers) < 1 then UNPREDICTABLE;
```

CONSTRAINED UNPREDICTABLE behavior

If `BitCount(registers) < 1`, then one of the following behaviors must occur:

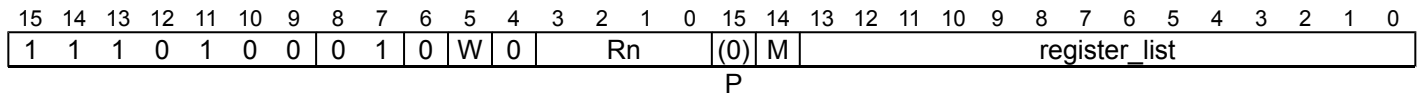
- The instruction is UNDEFINED.

- The instruction executes as NOP.
- The instruction operates as an STM with the same addressing mode but targeting an unspecified set of registers. These registers might include R15. If the instruction specifies writeback, the modification to the base address on writeback might differ from the number of registers stored.

If `n == 15 && wback`, then one of the following behaviors must occur:

- The instruction is UNDEFINED.
- The instruction executes as NOP.
- The instruction executes without writeback of the base address.
- The instruction executes with writeback to the PC. The instruction is handled as described in [Using R15](#).

## T2



## T2

`STM{IA}{<c>}.W <Rn>{!}, <registers> // (Preferred syntax, if <Rn>, '!' and <registers> can be represented`

`STMEA{<c>}.W <Rn>{!}, <registers> // (Alternate syntax, Empty Ascending stack, if <Rn>, '!' and <registers> can be represented`

`STM{IA}{<c>}{<q>} <Rn>{!}, <registers> // (Preferred syntax)`

`STMEA{<c>}{<q>} <Rn>{!}, <registers> // (Alternate syntax, Empty Ascending stack)`

```
constant n = UInt(Rn); constant registers = P:M:register_list; constant wback = (W == '1');
if n == 15 || BitCount(registers) < 2 then UNPREDICTABLE;
if wback && registers<n> == '1' then UNPREDICTABLE;
if registers<13> == '1' then UNPREDICTABLE;
if registers<15> == '1' then UNPREDICTABLE;
```

## CONSTRAINED UNPREDICTABLE behavior

If `BitCount(registers) < 1`, then one of the following behaviors must occur:

- The instruction is UNDEFINED.
- The instruction executes as NOP.
- The instruction operates as an STM with the same addressing mode but targeting an unspecified set of registers. These registers might include R15. If the instruction specifies writeback, the modification to the base address on writeback might differ from the number of registers stored.

If `BitCount(registers) == 1`, then one of the following behaviors must occur:

- The instruction is UNDEFINED.
- The instruction executes as NOP.
- The instruction executes as described, with no change to its behavior and no additional side effects.
- The instruction operates as an STM with the same addressing mode but targeting an unspecified set of registers. These registers might include R15.

If `wback && registers<n> == '1'`, then one of the following behaviors must occur:

- The instruction is UNDEFINED.
- The instruction executes as NOP.
- The store instruction executes but the value stored for the base register is UNKNOWN.

If `registers<13> == '1'`, then one of the following behaviors must occur:

- The instruction is UNDEFINED.
- The instruction executes as NOP.
- The store instruction performs all of the stores using the specified addressing mode but the value of R13 is UNKNOWN.

If `registers<15> == '1'`, then one of the following behaviors must occur:

- The instruction is UNDEFINED.

- The instruction executes as NOP.
- The store instruction performs all of the stores using the specified addressing mode but the value of R15 is UNKNOWN.

If `n == 15 && wback`, then one of the following behaviors must occur:

- The instruction is UNDEFINED.
- The instruction executes as NOP.
- The instruction executes without writeback of the base address.
- The instruction executes with writeback to the PC. The instruction is handled as described in [Using R15](#).

For more information about the CONSTRAINED UNPREDICTABLE behavior of this instruction, see [Architectural Constraints on UNPREDICTABLE behaviors](#).

## Assembler Symbols

IA	Is an optional suffix for the Increment After form.
<c>	See <a href="#">Standard assembler syntax fields</a> .
<q>	See <a href="#">Standard assembler syntax fields</a> .
<Rn>	Is the general-purpose base register, encoded in the "Rn" field.
!	The address adjusted by the size of the data loaded is written back to the base register. If specified, it is encoded in the "W" field as 1, otherwise this field defaults to 0.
<registers>	<p>For encoding A1: is a list of one or more registers to be stored, separated by commas and surrounded by { and }.</p> <p>The PC can be in the list. However, Arm deprecates the use of instructions that include the PC in the list.</p> <p>If base register writeback is specified, and the base register is not the lowest-numbered register in the list, such an instruction stores an UNKNOWN value for the base register.</p> <p>For encoding T1: is a list of one or more registers to be stored, separated by commas and surrounded by { and }. The registers in the list must be in the range R0-R7, encoded in the "register_list" field. If the base register is not the lowest-numbered register in the list, such an instruction stores an UNKNOWN value for the base register.</p> <p>For encoding T2: is a list of one or more registers to be stored, separated by commas and surrounded by { and }.</p> <p>The registers in the list must be in the range R0-R12, encoded in the "register_list" field, and can optionally contain the LR. If the LR is in the list, the "M" field is set to 1, otherwise it defaults to 0.</p>

## Operation

```

if ConditionPassed() then
    EncodingSpecificOperations();
    address = R[n];
    for i = 0 to 14
        if registers<i> == '1' then
            if i == n && wback && i != LowestSetBit(registers) then
                MemS[address,4] = bits(32) UNKNOWN; // Only possible for encodings T1 and A1
            else
                MemS[address,4] = R[i];
                address = address + 4;
    if registers<15> == '1' then // Only possible for encoding A1
        MemS[address,4] = PCStoreValue();
    if wback then R[n] = R[n] + 4*BitCount(registers);

```

## Operational information

If CPSR.DIT is 1, the timing of this instruction is insensitive to the value of the data being loaded or stored.

Internal version only: isa v01\_31, pseudocode v2024-03\_rel ; Build timestamp: 2024-03-25T10:05

Copyright © 2010-2024 Arm Limited or its affiliates. All rights reserved. This document is Non-Confidential.

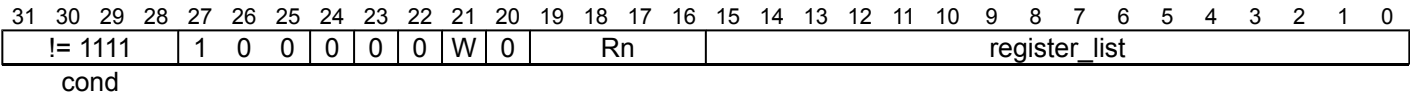
# STMDA, STMED

Store Multiple Decrement After (Empty Descending) stores multiple registers to consecutive memory locations using an address from a base register. The consecutive memory locations end at this address, and the address just below the lowest of those locations can optionally be written back to the base register.

The lowest-numbered register is loaded from the lowest memory address, through to the highest-numbered register from the highest memory address. See also *Encoding of lists of general-purpose registers and the PC*.

Armv8.2 permits the deprecation of some Store Multiple ordering behaviors in AArch32 state, for more information see *FEAT\_LSMAOC*. For details of related system instructions see *STM (User registers)*.

## A1



## A1

```
STMDA{<c>}{<q>}<Rn>{!}, <registers> // (Preferred syntax)

STMED{<c>}{<q>}<Rn>{!}, <registers> // (Alternate syntax, Empty Descending stack)

constant n = UInt(Rn);  constant registers = register_list;  constant wback = (W == '1');
if n == 15 || BitCount(registers) < 1 then UNPREDICTABLE;
```

## CONSTRAINED UNPREDICTABLE behavior

If `BitCount(registers) < 1`, then one of the following behaviors must occur:

- The instruction is UNDEFINED.
- The instruction executes as NOP.
- The instruction targets an unspecified set of registers. These registers might include R15. If the instruction specifies writeback, the modification to the base address on writeback might differ from the number of registers stored.

If `n == 15 && wback`, then one of the following behaviors must occur:

- The instruction is UNDEFINED.
- The instruction executes as NOP.
- The instruction executes without writeback of the base address.
- The instruction uses the addressing mode described in the equivalent immediate offset instruction.

For more information about the CONSTRAINED UNPREDICTABLE behavior of this instruction, see *Architectural Constraints on UNPREDICTABLE behaviors*.

## Assembler Symbols

<c>	See <i>Standard assembler syntax fields</i> .
<q>	See <i>Standard assembler syntax fields</i> .
<Rn>	Is the general-purpose base register, encoded in the "Rn" field.
!	The address adjusted by the size of the data loaded is written back to the base register. If specified, it is encoded in the "W" field as 1, otherwise this field defaults to 0.
<registers>	Is a list of one or more registers to be stored, separated by commas and surrounded by { and }. The PC can be in the list. However, Arm deprecates the use of instructions that include the PC in the list. If base register writeback is specified, and the base register is not the lowest-numbered register in the list, such an instruction stores an UNKNOWN value for the base register.

## Operation

```
if ConditionPassed() then
    EncodingSpecificOperations();
    address = R[n] - 4*BitCount(registers) + 4;
    for i = 0 to 14
        if registers<i> == '1' then
            if i == n && wback && i != LowestSetBit(registers) then
                MemS[address,4] = bits(32) UNKNOWN;
            else
                MemS[address,4] = R[i];
                address = address + 4;
    if registers<15> == '1' then
        MemS[address,4] = PCStoreValue();
    if wback then R[n] = R[n] - 4*BitCount(registers);
```

## Operational information

If CPSR.DIT is 1, the timing of this instruction is insensitive to the value of the data being loaded or stored.

Internal version only: isa v01\_31, pseudocode v2024-03\_rel ; Build timestamp: 2024-03-25T10:05

Copyright © 2010-2024 Arm Limited or its affiliates. All rights reserved. This document is Non-Confidential.



# STMDB, STMFD

Store Multiple Decrement Before (Full Descending) stores multiple registers to consecutive memory locations using an address from a base register. The consecutive memory locations end just below this address, and the address of the first of those locations can optionally be written back to the base register.

The lowest-numbered register is loaded from the lowest memory address, through to the highest-numbered register from the highest memory address. See also *Encoding of lists of general-purpose registers and the PC*.

Armv8.2 permits the deprecation of some Store Multiple ordering behaviors in AArch32 state, for more information see *FEAT\_LSMAOC*. For details of related system instructions see *STM (User registers)*.

This instruction is used by the alias *PUSH (multiple registers)*.

It has encodings from the following instruction sets: A32 ( *A1* ) and T32 ( *T1* ).

## A1

31	30	29	28	27	26	25	24	23	22	21	20	19	18	17	16	15	14	13	12	11	10	9	8	7	6	5	4	3	2	1	0
!= 1111				1	0	0	1	0	0	W	0	Rn				register_list															
cond																															

## A1

```
STMDB{<c>}{<q>} <Rn>{!}, <registers> // (Preferred syntax)

STMFD{<c>}{<q>} <Rn>{!}, <registers> // (Alternate syntax, Full Descending stack)

constant n = UInt(Rn); constant registers = register_list; constant wback = (W == '1');
if n == 15 || BitCount(registers) < 1 then UNPREDICTABLE;
```

## CONSTRAINED UNPREDICTABLE behavior

If `BitCount(registers) < 1`, then one of the following behaviors must occur:

- The instruction is UNDEFINED.
- The instruction executes as NOP.
- The instruction operates as an STM with the same addressing mode but targeting an unspecified set of registers. These registers might include R15. If the instruction specifies writeback, the modification to the base address on writeback might differ from the number of registers stored.

## T1

15	14	13	12	11	10	9	8	7	6	5	4	3	2	1	0	15	14	13	12	11	10	9	8	7	6	5	4	3	2	1	0
1	1	1	0	1	0	0	1	0	0	W	0	Rn				(0)	M	register_list													
P																															

## T1

```
STMDB{<c>}{<q>} <Rn>{!}, <registers> // (Preferred syntax)

STMFD{<c>}{<q>} <Rn>{!}, <registers> // (Alternate syntax, Full Descending stack)

constant n = UInt(Rn); constant registers = P:M:register_list; constant wback = (W == '1');
if n == 15 || BitCount(registers) < 2 then UNPREDICTABLE;
if wback && registers<n> == '1' then UNPREDICTABLE;
if registers<13> == '1' then UNPREDICTABLE;
if registers<15> == '1' then UNPREDICTABLE;
```

## CONSTRAINED UNPREDICTABLE behavior

If `BitCount(registers) < 1`, then one of the following behaviors must occur:

- The instruction is UNDEFINED.
- The instruction executes as NOP.

- The instruction operates as an STM with the same addressing mode but targeting an unspecified set of registers. These registers might include R15. If the instruction specifies writeback, the modification to the base address on writeback might differ from the number of registers stored.

If `wback && registers<n> == '1'`, then one of the following behaviors must occur:

- The instruction is UNDEFINED.
- The instruction executes as NOP.
- The store instruction executes but the value stored for the base register is UNKNOWN.

If `BitCount(registers) == 1`, then one of the following behaviors must occur:

- The instruction is UNDEFINED.
- The instruction executes as NOP.
- The instruction executes as described, with no change to its behavior and no additional side effects.
- The instruction operates as an STM with the same addressing mode but targeting an unspecified set of registers. These registers might include R15.

If `registers<13> == '1'`, then one of the following behaviors must occur:

- The instruction is UNDEFINED.
- The instruction executes as NOP.
- The instruction executes as described, with no change to its behavior and no additional side effects.
- The store instruction performs all of the stores using the specified addressing mode but the value of R13 is UNKNOWN.

If `registers<15> == '1'`, then one of the following behaviors must occur:

- The instruction is UNDEFINED.
- The instruction executes as NOP.
- The store instruction performs all of the stores using the specified addressing mode but the value of R15 is UNKNOWN.

For more information about the CONSTRAINED UNPREDICTABLE behavior of this instruction, see [Architectural Constraints on UNPREDICTABLE behaviors](#).

## Assembler Symbols

<c>	See <a href="#">Standard assembler syntax fields</a> .
<q>	See <a href="#">Standard assembler syntax fields</a> .
<Rn>	Is the general-purpose base register, encoded in the "Rn" field.
!	The address adjusted by the size of the data loaded is written back to the base register. If specified, it is encoded in the "W" field as 1, otherwise this field defaults to 0.
<registers>	<p>For encoding A1: is a list of one or more registers to be stored, separated by commas and surrounded by { and }.</p> <p>The PC can be in the list. However, Arm deprecates the use of instructions that include the PC in the list.</p> <p>If base register writeback is specified, and the base register is not the lowest-numbered register in the list, such an instruction stores an UNKNOWN value for the base register.</p> <p>For encoding T1: is a list of one or more registers to be stored, separated by commas and surrounded by { and }.</p> <p>The registers in the list must be in the range R0-R12, encoded in the "register_list" field, and can optionally contain the LR. If the LR is in the list, the "M" field is set to 1, otherwise it defaults to 0.</p>

## Alias Conditions

Alias	Of variant Is preferred when	
<a href="#">PUSH (multiple registers)</a>	T1	<code>W == '1' &amp;&amp; Rn == '1101' &amp;&amp; BitCount(M:register_list) &gt; 1</code>
<a href="#">PUSH (multiple registers)</a>	A1	<code>W == '1' &amp;&amp; Rn == '1101' &amp;&amp; BitCount(register_list) &gt; 1</code>

## Operation

```
if ConditionPassed() then
    EncodingSpecificOperations();
    address = R[n] - 4*BitCount(registers);
    for i = 0 to 14
        if registers<i> == '1' then
            if i == n && wback && i != LowestSetBit(registers) then
                MemS[address,4] = bits(32) UNKNOWN; // Only possible for encoding A1
            else
                MemS[address,4] = R[i];
                address = address + 4;
    if registers<15> == '1' then // Only possible for encoding A1
        MemS[address,4] = PCStoreValue();
    if wback then R[n] = R[n] - 4*BitCount(registers);
```

## Operational information

If CPSR.DIT is 1, the timing of this instruction is insensitive to the value of the data being loaded or stored.

Internal version only: isa v01\_31, pseudocode v2024-03\_rel ; Build timestamp: 2024-03-25T10:05

Copyright © 2010-2024 Arm Limited or its affiliates. All rights reserved. This document is Non-Confidential.

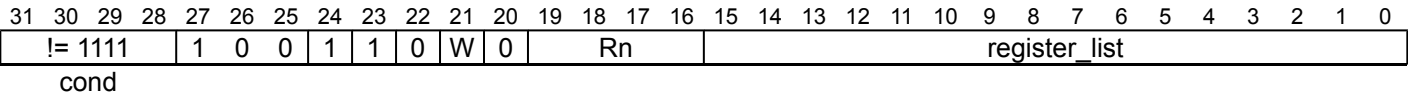
# STMIB, STMFA

Store Multiple Increment Before (Full Ascending) stores multiple registers to consecutive memory locations using an address from a base register. The consecutive memory locations start just above this address, and the address of the last of those locations can optionally be written back to the base register.

The lowest-numbered register is loaded from the lowest memory address, through to the highest-numbered register from the highest memory address. See also *Encoding of lists of general-purpose registers and the PC*.

Armv8.2 permits the deprecation of some Store Multiple ordering behaviors in AArch32 state, for more information see *FEAT\_LSMAOC*. For details of related system instructions see *STM (User registers)*.

## A1



## A1

```
STMIB{<c>}{<q>} <Rn>{!}, <registers> // (Preferred syntax)

STMFA{<c>}{<q>} <Rn>{!}, <registers> // (Alternate syntax, Full Ascending stack)

constant n = UInt(Rn);  constant registers = register_list;  constant wback = (W == '1');
if n == 15 || BitCount(registers) < 1 then UNPREDICTABLE;
```

## CONSTRAINED UNPREDICTABLE behavior

If `BitCount(registers) < 1`, then one of the following behaviors must occur:

- The instruction is UNDEFINED.
- The instruction executes as NOP.
- The instruction operates as an STM with the same addressing mode but targeting an unspecified set of registers. These registers might include R15. If the instruction specifies writeback, the modification to the base address on writeback might differ from the number of registers stored.

If `n == 15 && wback`, then one of the following behaviors must occur:

- The instruction is UNDEFINED.
- The instruction executes as NOP.
- The instruction executes without writeback of the base address.
- The instruction uses the addressing mode described in the equivalent immediate offset instruction.

For more information about the CONSTRAINED UNPREDICTABLE behavior of this instruction, see *Architectural Constraints on UNPREDICTABLE behaviors*.

## Assembler Symbols

<c>	See <i>Standard assembler syntax fields</i> .
<q>	See <i>Standard assembler syntax fields</i> .
<Rn>	Is the general-purpose base register, encoded in the "Rn" field.
!	The address adjusted by the size of the data loaded is written back to the base register. If specified, it is encoded in the "W" field as 1, otherwise this field defaults to 0.
<registers>	Is a list of one or more registers to be stored, separated by commas and surrounded by { and }. The PC can be in the list. However, Arm deprecates the use of instructions that include the PC in the list. If base register writeback is specified, and the base register is not the lowest-numbered register in the list, such an instruction stores an UNKNOWN value for the base register.

## Operation

```
if ConditionPassed() then
    EncodingSpecificOperations();
    address = R[n] + 4;
    for i = 0 to 14
        if registers<i> == '1' then
            if i == n && wback && i != LowestSetBit(registers) then
                MemS[address,4] = bits(32) UNKNOWN;
            else
                MemS[address,4] = R[i];
                address = address + 4;
    if registers<15> == '1' then
        MemS[address,4] = PCStoreValue();
    if wback then R[n] = R[n] + 4*BitCount(registers);
```

## Operational information

If CPSR.DIT is 1, the timing of this instruction is insensitive to the value of the data being loaded or stored.

Internal version only: isa v01\_31, pseudocode v2024-03\_rel ; Build timestamp: 2024-03-25T10:05

Copyright © 2010-2024 Arm Limited or its affiliates. All rights reserved. This document is Non-Confidential.

## STR (immediate)

Store Register (immediate) calculates an address from a base register value and an immediate offset, and stores a word from a register to memory. It can use offset, post-indexed, or pre-indexed addressing. For information about memory accesses see [Memory accesses](#).

This instruction is used by the alias [PUSH \(single register\)](#).

It has encodings from the following instruction sets: A32 ( [A1](#) ) and T32 ( [T1](#) , [T2](#) , [T3](#) and [T4](#) ).

### A1

31	30	29	28	27	26	25	24	23	22	21	20	19	18	17	16	15	14	13	12	11	10	9	8	7	6	5	4	3	2	1	0
!= 1111				0	1	0	P	U	0	W	0	Rn				Rt				imm12											
cond																															

#### Offset (P == 1 && W == 0)

```
STR{<c>}{<q>} <Rt>, [<Rn> {, # {+/-}<imm>}]
```

#### Post-indexed (P == 0 && W == 0)

```
STR{<c>}{<q>} <Rt>, [<Rn>], # {+/-}<imm>
```

#### Pre-indexed (P == 1 && W == 1)

```
STR{<c>}{<q>} <Rt>, [<Rn>, # {+/-}<imm>]!
```

```
if P == '0' && W == '1' then SEE "STRT";
constant t = UInt(Rt); constant n = UInt(Rn); constant imm32 = ZeroExtend(imm12, 32);
constant index = (P == '1'); constant add = (U == '1'); constant wback = (P == '0') || (W == '1');
if wback && (n == 15 || n == t) then UNPREDICTABLE;
```

## CONSTRAINED UNPREDICTABLE behavior

If `wback && n == t`, then one of the following behaviors must occur:

- The instruction is UNDEFINED.
- The instruction executes as NOP.
- The store instruction executes but the value stored is UNKNOWN.

If `wback && n == 15`, then one of the following behaviors must occur:

- The instruction is UNDEFINED.
- The instruction executes as NOP.
- The instruction executes without writeback of the base address.
- The instruction uses the addressing mode described in the equivalent immediate offset instruction.

### T1

15	14	13	12	11	10	9	8	7	6	5	4	3	2	1	0
0	1	1	0	0	imm5				Rn				Rt		

### T1

```
STR{<c>}{<q>} <Rt>, [<Rn> {, # {+}<imm>}]
```

```
constant t = UInt(Rt); constant n = UInt(Rn); constant imm32 = ZeroExtend(imm5:'00', 32);
constant index = TRUE; constant add = TRUE; constant wback = FALSE;
```

## T2

15	14	13	12	11	10	9	8	7	6	5	4	3	2	1	0
1	0	0	1	0	Rt			imm8							

## T2

```
STR{<c>}{<q>} <Rt>, [SP{, #<+><imm>}]
```

```
constant t = UInt(Rt); constant n = 13; constant imm32 = ZeroExtend(imm8:'00', 32);
constant index = TRUE; constant add = TRUE; constant wback = FALSE;
```

## T3

15	14	13	12	11	10	9	8	7	6	5	4	3	2	1	0	15	14	13	12	11	10	9	8	7	6	5	4	3	2	1	0
1	1	1	1	1	0	0	0	1	1	0	0	!= 1111				Rt				imm12											

Rn

## T3

```
STR{<c>}.W <Rt>, [<Rn> {, #<+><imm>}] // (<Rt>, <Rn>, <imm> can be represented in T1 or T2)
```

```
STR{<c>}{<q>} <Rt>, [<Rn> {, #<+><imm>}]
```

```
if Rn == '1111' then UNDEFINED;
constant t = UInt(Rt); constant n = UInt(Rn); constant imm32 = ZeroExtend(imm12, 32);
constant index = TRUE; constant add = TRUE; constant wback = FALSE;
if t == 15 then UNPREDICTABLE;
```

## CONSTRAINED UNPREDICTABLE behavior

If `t == 15`, then one of the following behaviors must occur:

- The instruction is UNDEFINED.
- The instruction executes as NOP.
- The store instruction performs the store using the specified addressing mode but the value corresponding to R15 is UNKNOWN.

## T4

15	14	13	12	11	10	9	8	7	6	5	4	3	2	1	0	15	14	13	12	11	10	9	8	7	6	5	4	3	2	1	0
1	1	1	1	1	0	0	0	0	1	0	0	!= 1111				Rt				1	P	U	W	imm8							

Rn

### Offset (P == 1 && U == 0 && W == 0)

```
STR{<c>}{<q>} <Rt>, [<Rn> {, #-<imm>}]
```

### Post-indexed (P == 0 && W == 1)

```
STR{<c>}{<q>} <Rt>, [<Rn>], #<+/-><imm>
```

### Pre-indexed (P == 1 && W == 1)

```
STR{<c>}{<q>} <Rt>, [<Rn>, #<+/-><imm>]!
```

```
if P == '1' && U == '1' && W == '0' then SEE "STRT";
if Rn == '1111' || (P == '0' && W == '0') then UNDEFINED;
constant t = UInt(Rt); constant n = UInt(Rn); constant imm32 = ZeroExtend(imm8, 32);
constant index = (P == '1'); constant add = (U == '1'); constant wback = (W == '1');
if t == 15 || (wback && n == t) then UNPREDICTABLE;
```

CONSTRAINED UNPREDICTABLE behavior

If `wback && n == t`, then one of the following behaviors must occur:

- The instruction is UNDEFINED.
- The instruction executes as NOP.
- The store instruction executes but the value stored is UNKNOWN.

If `t == 15`, then one of the following behaviors must occur:

- The instruction is UNDEFINED.
- The instruction executes as NOP.
- The store instruction performs the store using the specified addressing mode but the value corresponding to R15 is UNKNOWN.

For more information about the CONSTRAINED UNPREDICTABLE behavior of this instruction, see [Architectural Constraints on UNPREDICTABLE behaviors](#).

Assembler Symbols

<c>	See <a href="#">Standard assembler syntax fields</a> .						
<q>	See <a href="#">Standard assembler syntax fields</a> .						
<Rt>	For encoding A1: is the general-purpose register to be transferred, encoded in the "Rt" field. The PC can be used, but this is deprecated.  For encoding T1, T2, T3 and T4: is the general-purpose register to be transferred, encoded in the "Rt" field.						
<Rn>	For encoding A1: is the general-purpose base register, encoded in the "Rn" field. The PC can be used in the offset variant, but this is deprecated.  For encoding T1, T3 and T4: is the general-purpose base register, encoded in the "Rn" field.						
+/-	Specifies the offset is added to or subtracted from the base register, defaulting to + if omitted and encoded in "U": <table><tr><th>U</th><th>+/-</th></tr><tr><td>0</td><td>-</td></tr><tr><td>1</td><td>+</td></tr></table>	U	+/-	0	-	1	+
U	+/-						
0	-						
1	+						
+	Specifies the offset is added to the base register.						
<imm>	For encoding A1: is the 12-bit unsigned immediate byte offset, in the range 0 to 4095, defaulting to 0 if omitted, and encoded in the "imm12" field.  For encoding T1: is the optional positive unsigned immediate byte offset, a multiple of 4, in the range 0 to 124, defaulting to 0 and encoded in the "imm5" field as <imm>/4.  For encoding T2: is the optional positive unsigned immediate byte offset, a multiple of 4, in the range 0 to 1020, defaulting to 0 and encoded in the "imm8" field as <imm>/4.  For encoding T3: is an optional 12-bit unsigned immediate byte offset, in the range 0 to 4095, defaulting to 0 and encoded in the "imm12" field.  For encoding T4: is an 8-bit unsigned immediate byte offset, in the range 0 to 255, defaulting to 0 if omitted, and encoded in the "imm8" field.						

Alias Conditions

Alias	Of variant Is preferred when	
<a href="#">PUSH (single register)</a>	A1 (pre-indexed)	<code>P == '1' &amp;&amp; U == '0' &amp;&amp; W == '1' &amp;&amp; Rn == '1101' &amp;&amp; imm12 == '000000000100'</code>
<a href="#">PUSH (single register)</a>	T4 (pre-indexed)	<code>Rn == '1101' &amp;&amp; P == '1' &amp;&amp; U == '0' &amp;&amp; W == '1' &amp;&amp; imm8 == '00000100'</code>



## Operation

```
if CurrentInstrSet\(\) == InstrSet\_A32 then
  if ConditionPassed\(\) then
    EncodingSpecificOperations();
    constant offset_addr = if add then (R[n] + imm32) else (R[n] - imm32);
    constant address = if index then offset_addr else R[n];
    MemU[address,4] = if t == 15 then PCStoreValue\(\) else R[t];
    if wback then R[n] = offset_addr;
else
  if ConditionPassed\(\) then
    EncodingSpecificOperations();
    constant offset_addr = if add then (R[n] + imm32) else (R[n] - imm32);
    constant address = if index then offset_addr else R[n];
    MemU[address,4] = R[t];
    if wback then R[n] = offset_addr;
```

## Operational information

If CPSR.DIT is 1, the timing of this instruction is insensitive to the value of the data being loaded or stored.

Internal version only: isa v01\_31, pseudocode v2024-03\_rel ; Build timestamp: 2024-03-25T10:05

Copyright © 2010-2024 Arm Limited or its affiliates. All rights reserved. This document is Non-Confidential.

## STR (register)

Store Register (register) calculates an address from a base register value and an offset register value, stores a word from a register to memory. The offset register value can optionally be shifted. For information about memory accesses see [Memory accesses](#).

It has encodings from the following instruction sets: A32 ( [A1](#) ) and T32 ( [T1](#) and [T2](#) ).

### A1

31	30	29	28	27	26	25	24	23	22	21	20	19	18	17	16	15	14	13	12	11	10	9	8	7	6	5	4	3	2	1	0
!= 1111				0	1	1	P	U	0	W	0	Rn				Rt				imm5				stype		0	Rm				
cond																															

#### Offset (P == 1 && W == 0)

```
STR{<c>}{<q>} <Rt>, [<Rn>, {+/-}<Rm>{, <shift>}]
```

#### Post-indexed (P == 0 && W == 0)

```
STR{<c>}{<q>} <Rt>, [<Rn>], {+/-}<Rm>{, <shift>}
```

#### Pre-indexed (P == 1 && W == 1)

```
STR{<c>}{<q>} <Rt>, [<Rn>, {+/-}<Rm>{, <shift>}]!
```

```
if P == '0' && W == '1' then SEE "STRT";
constant t = UInt(Rt); constant n = UInt(Rn); constant m = UInt(Rm);
constant index = (P == '1'); constant add = (U == '1'); constant wback = (P == '0') || (W == '1');
constant (shift_t, shift_n) = DecodeImmShift(stype, imm5);
if m == 15 then UNPREDICTABLE;
if wback && (n == 15 || n == t) then UNPREDICTABLE;
```

## CONSTRAINED UNPREDICTABLE behavior

If `wback && n == t`, then one of the following behaviors must occur:

- The instruction is UNDEFINED.
- The instruction executes as NOP.
- The store instruction executes but the value stored is UNKNOWN.

If `wback && n == 15`, then one of the following behaviors must occur:

- The instruction is UNDEFINED.
- The instruction executes as NOP.
- The instruction executes without writeback of the base address.
- The instruction uses the addressing mode described in the equivalent immediate offset instruction.

### T1

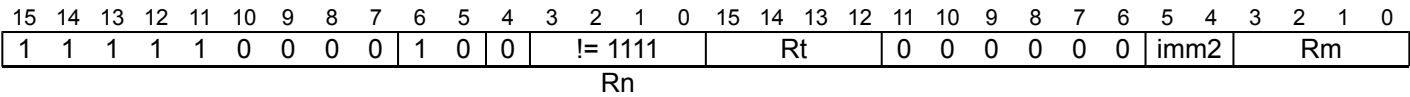
15	14	13	12	11	10	9	8	7	6	5	4	3	2	1	0
0	1	0	1	0	0	0	Rm				Rn				Rt

### T1

```
STR{<c>}{<q>} <Rt>, [<Rn>, {+}<Rm>]
```

```
constant t = UInt(Rt); constant n = UInt(Rn); constant m = UInt(Rm);
constant index = TRUE; constant add = TRUE; constant wback = FALSE;
constant (shift_t, shift_n) = (SRTYPE_LSL, 0);
```

T2



T2

```
STR{<c>}.W <Rt>, [<Rn>, {+}<Rm>] // (<Rt>, <Rn>, <Rm> can be represented in T1)

STR{<c>}{<q> <Rt>, [<Rn>, {+}<Rm>{, LSL #<imm>}]

if Rn == '1111' then UNDEFINED;
constant t = UInt(Rt); constant n = UInt(Rn); constant m = UInt(Rm);
constant index = TRUE; constant add = TRUE; constant wback = FALSE;
constant (shift_t, shift_n) = (SRTYPE_LSL, UInt(imm2));
// Armv8-A removes UNPREDICTABLE for R13
if t == 15 || m == 15 then UNPREDICTABLE;
```

CONSTRAINED UNPREDICTABLE behavior

If `t == 15`, then one of the following behaviors must occur:

- The instruction is UNDEFINED.
- The instruction executes as NOP.
- The store instruction performs the store using the specified addressing mode but the value corresponding to R15 is UNKNOWN.

For more information about the CONSTRAINED UNPREDICTABLE behavior of this instruction, see [Architectural Constraints on UNPREDICTABLE behaviors](#).

Assembler Symbols

- <c> See [Standard assembler syntax fields](#).
- <q> See [Standard assembler syntax fields](#).
- <Rt> For encoding A1: is the general-purpose register to be transferred, encoded in the "Rt" field. The PC can be used, but this is deprecated.  
For encoding T1 and T2: is the general-purpose register to be transferred, encoded in the "Rt" field.
- <Rn> For encoding A1: is the general-purpose base register, encoded in the "Rn" field. The PC can be used in the offset variant, but this is deprecated.  
For encoding T1 and T2: is the general-purpose base register, encoded in the "Rn" field.
- +/-

U	+/-
0	-
1	+

 Specifies the index register is added to or subtracted from the base register, defaulting to + if omitted and encoded in "U".
- + Specifies the index register is added to the base register.
- <Rm> Is the general-purpose index register, encoded in the "Rm" field.
- <shift> The shift to apply to the value read from <Rm>. If absent, no shift is applied. Otherwise, see [Shifts applied to a register](#).
- <imm> If present, the size of the left shift to apply to the value from <Rm>, in the range 1-3. <imm> is encoded in imm2. If absent, no shift is specified and imm2 is encoded as 0b00.

## Operation

```
if ConditionPassed() then
    EncodingSpecificOperations();
    constant offset = Shift(R[m], shift_t, shift_n, PSTATE.C);
    constant offset_addr = if add then (R[n] + offset) else (R[n] - offset);
    constant address = if index then offset_addr else R[n];
    bits(32) data;
    if t == 15 then // Only possible for encoding A1
        data = PCStoreValue();
    else
        data = R[t];
    MemU[address,4] = data;
    if wback then R[n] = offset_addr;
```

## Operational information

If CPSR.DIT is 1, the timing of this instruction is insensitive to the value of the data being loaded or stored.

Internal version only: isa v01\_31, pseudocode v2024-03\_rel ; Build timestamp: 2024-03-25T10:05

Copyright © 2010-2024 Arm Limited or its affiliates. All rights reserved. This document is Non-Confidential.

## STRB (immediate)

Store Register Byte (immediate) calculates an address from a base register value and an immediate offset, and stores a byte from a register to memory. It can use offset, post-indexed, or pre-indexed addressing. For information about memory accesses see [Memory accesses](#). It has encodings from the following instruction sets: A32 ( [A1](#) ) and T32 ( [T1](#) , [T2](#) and [T3](#) ) .

### A1

31	30	29	28	27	26	25	24	23	22	21	20	19	18	17	16	15	14	13	12	11	10	9	8	7	6	5	4	3	2	1	0
!= 1111				0	1	0	P	U	1	W	0	Rn				Rt				imm12											
cond																															

#### Offset (P == 1 && W == 0)

STRB{<c>}{<q>} <Rt>, [ <Rn> {, # {+/-} <imm> } ]

#### Post-indexed (P == 0 && W == 0)

STRB{<c>}{<q>} <Rt>, [ <Rn> ], # {+/-} <imm>

#### Pre-indexed (P == 1 && W == 1)

STRB{<c>}{<q>} <Rt>, [ <Rn>, # {+/-} <imm> ] !

```
if P == '0' && W == '1' then SEE "STRBT";
constant t = UInt(Rt);  constant n = UInt(Rn);  constant imm32 = ZeroExtend(imm12, 32);
constant index = (P == '1');  constant add = (U == '1');  constant wback = (P == '0') || (W == '1');
if t == 15 then UNPREDICTABLE;
if wback && (n == 15 || n == t) then UNPREDICTABLE;
```

### CONSTRAINED UNPREDICTABLE behavior

If `t == 15`, then one of the following behaviors must occur:

- The instruction is UNDEFINED.
- The instruction executes as NOP.
- The store instruction performs the store using the specified addressing mode but the value corresponding to R15 is UNKNOWN.

If `wback && n == t`, then one of the following behaviors must occur:

- The instruction is UNDEFINED.
- The instruction executes as NOP.
- The store instruction executes but the value stored is UNKNOWN.

If `wback && n == 15`, then one of the following behaviors must occur:

- The instruction is UNDEFINED.
- The instruction executes as NOP.
- The instruction executes without writeback of the base address.
- The instruction uses the addressing mode described in the equivalent immediate offset instruction.

### T1

15	14	13	12	11	10	9	8	7	6	5	4	3	2	1	0
0	1	1	1	0	imm5				Rn			Rt			

## T1

```
STRB{<c>}{<q>} <Rt>, [<Rn> {, #<+><imm>}]
```

```
constant t = UInt(Rt); constant n = UInt(Rn); constant imm32 = ZeroExtend(imm5, 32);
constant index = TRUE; constant add = TRUE; constant wback = FALSE;
```

## T2

15	14	13	12	11	10	9	8	7	6	5	4	3	2	1	0	15	14	13	12	11	10	9	8	7	6	5	4	3	2	1	0
1	1	1	1	1	0	0	0	1	0	0	0	!= 1111	Rt			imm12															

Rn

## T2

```
STRB{<c>}.W <Rt>, [<Rn> {, #<+><imm>}] // (<Rt>, <Rn>, <imm> can be represented in T1)
```

```
STRB{<c>}{<q>} <Rt>, [<Rn> {, #<+><imm>}]
```

```
if Rn == '1111' then UNDEFINED;
constant t = UInt(Rt); constant n = UInt(Rn); constant imm32 = ZeroExtend(imm12, 32);
constant index = TRUE; constant add = TRUE; constant wback = FALSE;
// Armv8-A removes UNPREDICTABLE for R13
if t == 15 then UNPREDICTABLE;
```

## CONSTRAINED UNPREDICTABLE behavior

If `t == 15`, then one of the following behaviors must occur:

- The instruction is UNDEFINED.
- The instruction executes as NOP.
- The store instruction performs the store using the specified addressing mode but the value corresponding to R15 is UNKNOWN.

## T3

15	14	13	12	11	10	9	8	7	6	5	4	3	2	1	0	15	14	13	12	11	10	9	8	7	6	5	4	3	2	1	0
1 1 1 1 1 0 0 0 0									0 0		0	!= 1111			Rt					1	P	U	W	imm8							
Rn																															

### Offset (P == 1 && U == 0 && W == 0)

```
STRB{<c>}{<q>} <Rt>, [<Rn> {, #-<imm>}]
```

### Post-indexed (P == 0 && W == 1)

```
STRB{<c>}{<q>} <Rt>, [<Rn>], #<+/-><imm>
```

### Pre-indexed (P == 1 && W == 1)

```
STRB{<c>}{<q>} <Rt>, [<Rn>, #<+/-><imm>]!
```

```
if P == '1' && U == '1' && W == '0' then SEE "STRBT";
if Rn == '1111' || (P == '0' && W == '0') then UNDEFINED;
constant t = UInt(Rt); constant n = UInt(Rn); constant imm32 = ZeroExtend(imm8, 32);
constant index = (P == '1'); constant add = (U == '1'); constant wback = (W == '1');
// Armv8-A removes UNPREDICTABLE for R13
if t == 15 || (wback && n == t) then UNPREDICTABLE;
```

## CONSTRAINED UNPREDICTABLE behavior

If `t == 15`, then one of the following behaviors must occur:

- The instruction is UNDEFINED.

- The instruction executes as NOP.
- The store instruction performs the store using the specified addressing mode but the value corresponding to R15 is UNKNOWN.

If `wback && n == t`, then one of the following behaviors must occur:

- The instruction is UNDEFINED.
- The instruction executes as NOP.
- The store instruction executes but the value stored is UNKNOWN.

For more information about the CONSTRAINED UNPREDICTABLE behavior of this instruction, see [Architectural Constraints on UNPREDICTABLE behaviors](#).

## Assembler Symbols

<c>	See <a href="#">Standard assembler syntax fields</a> .						
<q>	See <a href="#">Standard assembler syntax fields</a> .						
<Rt>	Is the general-purpose register to be transferred, encoded in the "Rt" field.						
<Rn>	For encoding A1: is the general-purpose base register, encoded in the "Rn" field. The PC can be used in the offset variant, but this is deprecated.  For encoding T1, T2 and T3: is the general-purpose base register, encoded in the "Rn" field.						
+/-	Specifies the offset is added to or subtracted from the base register, defaulting to + if omitted and encoded in "U": <table border="1" data-bbox="240 846 384 943"> <tr> <th>U</th><th>+/-</th></tr> <tr> <td>0</td><td>-</td></tr> <tr> <td>1</td><td>+</td></tr> </table>	U	+/-	0	-	1	+
U	+/-						
0	-						
1	+						
+	Specifies the offset is added to the base register.						
<imm>	For encoding A1: is the 12-bit unsigned immediate byte offset, in the range 0 to 4095, defaulting to 0 if omitted, and encoded in the "imm12" field.  For encoding T1: is an optional 5-bit unsigned immediate byte offset, in the range 0 to 31, defaulting to 0 and encoded in the "imm5" field.  For encoding T2: is an optional 12-bit unsigned immediate byte offset, in the range 0 to 4095, defaulting to 0 and encoded in the "imm12" field.  For encoding T3: is an 8-bit unsigned immediate byte offset, in the range 0 to 255, defaulting to 0 if omitted, and encoded in the "imm8" field.						

## Operation

```

if CurrentInstrSet\(\) == InstrSet\_A32 then
  if ConditionPassed\(\) then
    EncodingSpecificOperations();
    constant offset_addr = if add then (R[n] + imm32) else (R[n] - imm32);
    constant address = if index then offset_addr else R[n];
    MemU[address,1] = R[t]<7:0>;
    if wback then R[n] = offset_addr;
else
  if ConditionPassed\(\) then
    EncodingSpecificOperations();
    constant offset_addr = if add then (R[n] + imm32) else (R[n] - imm32);
    constant address = if index then offset_addr else R[n];
    MemU[address,1] = R[t]<7:0>;
    if wback then R[n] = offset_addr;

```

## Operational information

If CPSR.DIT is 1, the timing of this instruction is insensitive to the value of the data being loaded or stored.

Internal version only: isa v01\_31, pseudocode v2024-03\_rel ; Build timestamp: 2024-03-25T10:05

Copyright © 2010-2024 Arm Limited or its affiliates. All rights reserved. This document is Non-Confidential.

## STRB (register)

Store Register Byte (register) calculates an address from a base register value and an offset register value, and stores a byte from a register to memory. The offset register value can optionally be shifted. For information about memory accesses see [Memory accesses](#). It has encodings from the following instruction sets: A32 ( [A1](#) ) and T32 ( [T1](#) and [T2](#) ).

### A1

31	30	29	28	27	26	25	24	23	22	21	20	19	18	17	16	15	14	13	12	11	10	9	8	7	6	5	4	3	2	1	0
!= 1111				0	1	1	P	U	1	W	0	Rn				Rt				imm5				stype		0	Rm				
cond																															

#### Offset (P == 1 && W == 0)

STRB{<c>}{<q>} <Rt>, [<Rn>, {+/-}<Rm>{, <shift>}]

#### Post-indexed (P == 0 && W == 0)

STRB{<c>}{<q>} <Rt>, [<Rn>], {+/-}<Rm>{, <shift>}

#### Pre-indexed (P == 1 && W == 1)

STRB{<c>}{<q>} <Rt>, [<Rn>, {+/-}<Rm>{, <shift>}]!

```
if P == '0' && W == '1' then SEE "STRBT";
constant t = UInt(Rt); constant n = UInt(Rn); constant m = UInt(Rm);
constant index = (P == '1'); constant add = (U == '1'); constant wback = (P == '0') || (W == '1');
constant (shift_t, shift_n) = DecodeImmShift(stype, imm5);
if t == 15 || m == 15 then UNPREDICTABLE;
if wback && (n == 15 || n == t) then UNPREDICTABLE;
```

### CONSTRAINED UNPREDICTABLE behavior

If `t == 15`, then one of the following behaviors must occur:

- The instruction is UNDEFINED.
- The instruction executes as NOP.
- The store instruction performs the store using the specified addressing mode but the value corresponding to R15 is UNKNOWN.

If `wback && n == t`, then one of the following behaviors must occur:

- The instruction is UNDEFINED.
- The instruction executes as NOP.
- The store instruction executes but the value stored is UNKNOWN.

If `wback && n == 15`, then one of the following behaviors must occur:

- The instruction is UNDEFINED.
- The instruction executes as NOP.
- The instruction executes without writeback of the base address.
- The instruction uses the addressing mode described in the equivalent immediate offset instruction.

### T1

15	14	13	12	11	10	9	8	7	6	5	4	3	2	1	0
0	1	0	1	0	1	0	Rm			Rn			Rt		

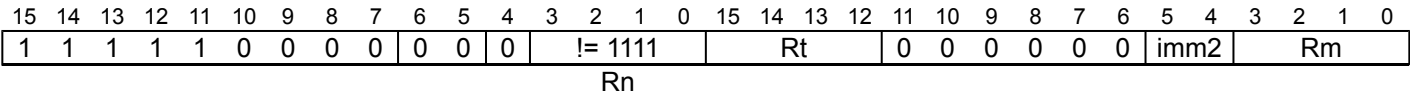


T1

```
STRB{<c>}{<q>} <Rt>, [<Rn>, {+}<Rm>]

constant t = UInt(Rt);  constant n = UInt(Rn);  constant m = UInt(Rm);
constant index = TRUE;  constant add = TRUE;    constant wback = FALSE;
constant (shift_t, shift_n) = (SRTYPE_LSL, 0);
```

T2



T2

```
STRB{<c>}.W <Rt>, [<Rn>, {+}<Rm>] // (<Rt>, <Rn>, <Rm> can be represented in T1)

STRB{<c>}{<q>} <Rt>, [<Rn>, {+}<Rm>{, LSL #<imm>}]

if Rn == '1111' then UNDEFINED;
constant t = UInt(Rt);  constant n = UInt(Rn);  constant m = UInt(Rm);
constant index = TRUE;  constant add = TRUE;    constant wback = FALSE;
constant (shift_t, shift_n) = (SRTYPE_LSL, UInt(imm2));
// Armv8-A removes UNPREDICTABLE for R13
if t == 15 || m == 15 then UNPREDICTABLE;
```

CONSTRAINED UNPREDICTABLE behavior

If `t == 15`, then one of the following behaviors must occur:

- The instruction is UNDEFINED.
- The instruction executes as NOP.
- The store instruction performs the store using the specified addressing mode but the value corresponding to R15 is UNKNOWN.

For more information about the CONSTRAINED UNPREDICTABLE behavior of this instruction, see [Architectural Constraints on UNPREDICTABLE behaviors](#).

Assembler Symbols

<c>	See <a href="#">Standard assembler syntax fields</a> .						
<q>	See <a href="#">Standard assembler syntax fields</a> .						
<Rt>	Is the general-purpose register to be transferred, encoded in the "Rt" field.						
<Rn>	For encoding A1: is the general-purpose base register, encoded in the "Rn" field. The PC can be used in the offset variant, but this is deprecated.  For encoding T1 and T2: is the general-purpose base register, encoded in the "Rn" field.						
+/-	Specifies the index register is added to or subtracted from the base register, defaulting to + if omitted and encoded in "U": <table><tr><th>U</th><th>+/-</th></tr><tr><td>0</td><td>-</td></tr><tr><td>1</td><td>+</td></tr></table>	U	+/-	0	-	1	+
U	+/-						
0	-						
1	+						
+	Specifies the index register is added to the base register.						
<Rm>	Is the general-purpose index register, encoded in the "Rm" field.						
<shift>	The shift to apply to the value read from <Rm>. If absent, no shift is applied. Otherwise, see <a href="#">Shifts applied to a register</a> .						
<imm>	If present, the size of the left shift to apply to the value from <Rm>, in the range 1-3. <imm> is encoded in imm2. If absent, no shift is specified and imm2 is encoded as 0b00.						

## Operation

```
if ConditionPassed() then
    EncodingSpecificOperations();
    constant offset = Shift(R[m], shift_t, shift_n, PSTATE.C);
    constant offset_addr = if add then (R[n] + offset) else (R[n] - offset);
    constant address = if index then offset_addr else R[n];
    MemU[address,1] = R[t]<7:0>;
    if wback then R[n] = offset_addr;
```

## Operational information

If CPSR.DIT is 1, the timing of this instruction is insensitive to the value of the data being loaded or stored.

Internal version only: isa v01\_31, pseudocode v2024-03\_rel ; Build timestamp: 2024-03-25T10:05

Copyright © 2010-2024 Arm Limited or its affiliates. All rights reserved. This document is Non-Confidential.

# STRBT

Store Register Byte Unprivileged stores a byte from a register to memory. For information about memory accesses see [Memory accesses](#). The memory access is restricted as if the PE were running in User mode. This makes no difference if the PE is actually running in User mode. STRBT is UNPREDICTABLE in Hyp mode.

The T32 instruction uses an offset addressing mode, that calculates the address used for the memory access from a base register value and an immediate offset, and leaves the base register unchanged.

The A32 instruction uses a post-indexed addressing mode, that uses a base register value as the address for the memory access, and calculates a new address from a base register value and an offset and writes it back to the base register. The offset can be an immediate value or an optionally-shifted register value.

It has encodings from the following instruction sets: A32 ( [A1](#) and [A2](#) ) and T32 ( [T1](#) ).

## A1

31	30	29	28	27	26	25	24	23	22	21	20	19	18	17	16	15	14	13	12	11	10	9	8	7	6	5	4	3	2	1	0
!= 1111				0	1	0	0	U	1	1	0	Rn				Rt				imm12											
cond																															

## A1

```
STRBT{<c>}{<q>} <Rt>, [<Rn>] {, #<+/-><imm>}
```

```
constant t = UInt(Rt); constant n = UInt(Rn); constant postindex = TRUE;
constant add = (U == '1');
constant register_form = FALSE; constant imm32 = ZeroExtend(imm12, 32);
constant integer m = integer UNKNOWN; constant integer shift_n = integer UNKNOWN;
constant SRTYPE shift_t = SRTYPE UNKNOWN;
if t == 15 || n == 15 || n == t then UNPREDICTABLE;
```

## CONSTRAINED UNPREDICTABLE behavior

If `t == 15`, then one of the following behaviors must occur:

- The instruction is UNDEFINED.
- The instruction executes as NOP.
- The store instruction performs the store using the specified addressing mode but the value corresponding to R15 is UNKNOWN.

If `n == t`, then one of the following behaviors must occur:

- The instruction is UNDEFINED.
- The instruction executes as NOP.
- The store instruction executes but the value stored is UNKNOWN.

If `n == 15`, then one of the following behaviors must occur:

- The instruction is UNDEFINED.
- The instruction executes as NOP.
- The instruction uses post-indexed addressing with the base register as PC. This is handled as described in [Using R15](#).
- The instruction is treated as if `bit[24] == 1` and `bit[21] == 0`. The instruction uses immediate offset addressing with the base register as PC, without writeback.

## A2

31	30	29	28	27	26	25	24	23	22	21	20	19	18	17	16	15	14	13	12	11	10	9	8	7	6	5	4	3	2	1	0
!= 1111				0	1	1	0	U	1	1	0	Rn				Rt				imm5				stype	0	Rm					
cond																															

```
STRBT{<c>}{<q>}<Rt>, [<Rn>], {+/-}<Rm>{, <shift>}

constant t = UInt(Rt); constant n = UInt(Rn); constant m = UInt(Rm); constant postindex = TRUE;
constant add = (U == '1');
constant register_form = TRUE; constant (shift_t, shift_n) = DecodeImmShift(stype, imm5);
constant bits(32) imm32 = bits(32) UNKNOWN;
if t == 15 || n == 15 || n == t || m == 15 then UNPREDICTABLE;
```

CONSTRAINED UNPREDICTABLE behavior

If `t == 15`, then one of the following behaviors must occur:

- The instruction is UNDEFINED.
- The instruction executes as NOP.
- The store instruction performs the store using the specified addressing mode but the value corresponding to R15 is UNKNOWN.

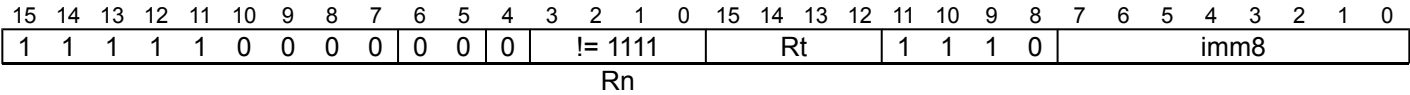
If `n == t`, then one of the following behaviors must occur:

- The instruction is UNDEFINED.
- The instruction executes as NOP.
- The store instruction executes but the value stored is UNKNOWN.

If `n == 15`, then one of the following behaviors must occur:

- The instruction is UNDEFINED.
- The instruction executes as NOP.
- The instruction uses post-indexed addressing with the base register as PC. This is handled as described in [Using R15](#).
- The instruction is treated as if bit[24] == 1 and bit[21] == 0. The instruction uses immediate offset addressing with the base register as PC, without writeback.

T1



T1

```
STRBT{<c>}{<q>}<Rt>, [<Rn> {, #{+}<imm>}]

if Rn == '1111' then UNDEFINED;
constant t = UInt(Rt); constant n = UInt(Rn); constant postindex = FALSE; constant add = TRUE;
constant register_form = FALSE; constant imm32 = ZeroExtend(imm8, 32);
constant integer m = integer UNKNOWN; constant integer shift_n = integer UNKNOWN;
constant SRTYPE shift_t = SRTYPE UNKNOWN;
// Armv8-A removes UNPREDICTABLE for R13
if t == 15 then UNPREDICTABLE;
```

CONSTRAINED UNPREDICTABLE behavior

If `t == 15`, then one of the following behaviors must occur:

- The instruction is UNDEFINED.
- The instruction executes as NOP.
- The store instruction performs the store using the specified addressing mode but the value corresponding to R15 is UNKNOWN.

For more information about the CONSTRAINED UNPREDICTABLE behavior of this instruction, see [Architectural Constraints on UNPREDICTABLE behaviors](#).

Assembler Symbols

- <c> See [Standard assembler syntax fields](#).
- <q> See [Standard assembler syntax fields](#).

- <Rt>

For encoding A1: is the general-purpose register to be transferred, encoded in the "Rt" field. The PC can be used, but this is deprecated.
- For encoding A2 and T1: is the general-purpose register to be transferred, encoded in the "Rt" field.
- <Rn>

Is the general-purpose base register, encoded in the "Rn" field.
- +/-

For encoding A1: specifies the offset is added to or subtracted from the base register, defaulting to + if omitted and encoded in "U":

U	+/-
0	-
1	+
- For encoding A2: specifies the index register is added to or subtracted from the base register, defaulting to + if omitted and encoded in "U":

U	+/-
0	-
1	+
- <Rm>

Is the general-purpose index register, encoded in the "Rm" field.
- <shift>

The shift to apply to the value read from <Rm>. If absent, no shift is applied. Otherwise, see *Shifts applied to a register*.
- +

Specifies the offset is added to the base register.
- <imm>

For encoding A1: is the 12-bit unsigned immediate byte offset, in the range 0 to 4095, defaulting to 0 if omitted, and encoded in the "imm12" field.
- For encoding T1: is an optional 8-bit unsigned immediate byte offset, in the range 0 to 255, defaulting to 0 and encoded in the "imm8" field.

Operation

```
if ConditionPassed() then
    EncodingSpecificOperations();
if PSTATE.EL == EL2 then UNPREDICTABLE; // Hyp mode
constant offset = if register_form then Shift(R[m], shift_t, shift_n, PSTATE.C) else imm32;
constant offset_addr = if add then (R[n] + offset) else (R[n] - offset);
constant address = if postindex then R[n] else offset_addr;
MemU_unpriv[address,1] = R[t]<7:0>;
if postindex then R[n] = offset_addr;
```

CONSTRAINED UNPREDICTABLE behavior

If `PSTATE.EL == EL2`, then one of the following behaviors must occur:

- The instruction is UNDEFINED.
- The instruction executes as NOP.
- The instruction executes as STRB (immediate).

Operational information

If CPSR.DIT is 1, the timing of this instruction is insensitive to the value of the data being loaded or stored.

## STRD (immediate)

Store Register Dual (immediate) calculates an address from a base register value and an immediate offset, and stores two words from two registers to memory. It can use offset, post-indexed, or pre-indexed addressing. For information about memory accesses see [Memory accesses](#).

It has encodings from the following instruction sets: A32 ( [A1](#) ) and T32 ( [T1](#) ).

### A1

31	30	29	28	27	26	25	24	23	22	21	20	19	18	17	16	15	14	13	12	11	10	9	8	7	6	5	4	3	2	1	0
!= 1111				0	0	0	P	U	1	W	0	Rn				Rt				imm4H				1	1	1	1	imm4L			
cond																															

#### Offset (P == 1 && W == 0)

```
STRD{<c>}{<q>} <Rt>, <Rt2>, [<Rn> {, # {+/-}<imm>}]
```

#### Post-indexed (P == 0 && W == 0)

```
STRD{<c>}{<q>} <Rt>, <Rt2>, [<Rn>], # {+/-}<imm>
```

#### Pre-indexed (P == 1 && W == 1)

```
STRD{<c>}{<q>} <Rt>, <Rt2>, [<Rn>, # {+/-}<imm>]!
```

```
if Rt<0> == '1' then UNPREDICTABLE;
constant t = UInt(Rt); constant t2 = t+1; constant n = UInt(Rn);
constant imm32 = ZeroExtend(imm4H:imm4L, 32);
constant index = (P == '1'); constant add = (U == '1'); constant wback = (P == '0') || (W == '1');
if P == '0' && W == '1' then UNPREDICTABLE;
if wback && (n == 15 || n == t || n == t2) then UNPREDICTABLE;
if t2 == 15 then UNPREDICTABLE;
```

## CONSTRAINED UNPREDICTABLE behavior

If `t == 15 || t2 == 15`, then one of the following behaviors must occur:

- The instruction is UNDEFINED.
- The instruction executes as NOP.
- The store instruction performs the store using the specified addressing mode but the value corresponding to R15 is UNKNOWN.

If `wback && (n == t || n == t2)`, then one of the following behaviors must occur:

- The instruction is UNDEFINED.
- The instruction executes as NOP.
- The store instruction executes but the value stored is UNKNOWN.

If `wback && n == 15`, then one of the following behaviors must occur:

- The instruction is UNDEFINED.
- The instruction executes as NOP.
- The instruction executes without writeback of the base address.
- The instruction uses the addressing mode described in the equivalent immediate offset instruction.

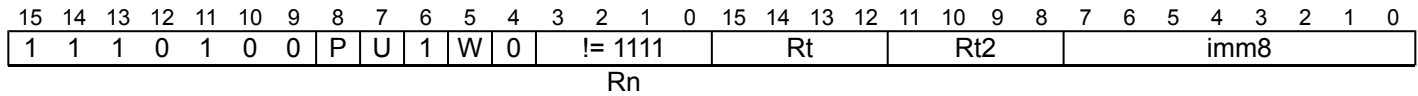
If `Rt<0> == '1'`, then one of the following behaviors must occur:

- The instruction is UNDEFINED.
- The instruction executes as NOP.
- The instruction executes with the additional decode: `t<0> = '0'`.
- The instruction executes with the additional decode: `t2 = t`.
- The instruction executes as described, with no change to its behavior and no additional side-effects. This does not apply when `Rt == '1111'`.

If `P == '0' && W == '1'`, then one of the following behaviors must occur:

- The instruction is UNDEFINED.
- The instruction executes as NOP.
- The instruction executes as an LDRD using one of offset, post-indexed, or pre-indexed addressing.

## T1



### Offset (P == 1 && W == 0)

```
STRD{<c>}{<q>} <Rt>, <Rt2>, [<Rn> {, #<+/-><imm>}]
```

### Post-indexed (P == 0 && W == 1)

```
STRD{<c>}{<q>} <Rt>, <Rt2>, [<Rn>], #<+/-><imm>
```

### Pre-indexed (P == 1 && W == 1)

```
STRD{<c>}{<q>} <Rt>, <Rt2>, [<Rn>, #<+/-><imm>]!
```

```
if P == '0' && W == '0' then SEE "Related encodings";
constant t = UInt(Rt); constant t2 = UInt(Rt2); constant n = UInt(Rn);
constant imm32 = ZeroExtend(imm8:'00', 32);
constant index = (P == '1'); constant add = (U == '1'); constant wback = (W == '1');
if wback && (n == t || n == t2) then UNPREDICTABLE;
// Armv8-A removes UNPREDICTABLE for R13
if n == 15 || t == 15 || t2 == 15 then UNPREDICTABLE;
```

## CONSTRAINED UNPREDICTABLE behavior

If `t == 15 || t2 == 15`, then one of the following behaviors must occur:

- The instruction is UNDEFINED.
- The instruction executes as NOP.
- The store instruction performs the store using the specified addressing mode but the value corresponding to R15 is UNKNOWN.

If `wback && (n == t || n == t2)`, then one of the following behaviors must occur:

- The instruction is UNDEFINED.
- The instruction executes as NOP.
- The store instruction executes but the value stored is UNKNOWN.

If `wback && n == 15`, then one of the following behaviors must occur:

- The instruction is UNDEFINED.
- The instruction executes as NOP.
- The instruction executes without writeback of the base address.
- The instruction uses the addressing mode described in the equivalent immediate offset instruction.

For more information about the CONSTRAINED UNPREDICTABLE behavior of this instruction, see [Architectural Constraints on UNPREDICTABLE behaviors](#).

Related encodings: [Load/store dual](#), [load/store exclusive](#), [table branch](#).

## Assembler Symbols

<c> See [Standard assembler syntax fields](#).

<q> See [Standard assembler syntax fields](#).

<Rt> For encoding A1: is the first general-purpose register to be transferred, encoded in the "Rt" field. This register must be even-numbered and not R14.

For encoding T1: is the first general-purpose register to be transferred, encoded in the "Rt" field.

<Rt2>	For encoding A1: is the second general-purpose register to be transferred. This register must be <R(t+1)>. For encoding T1: is the second general-purpose register to be transferred, encoded in the "Rt2" field.						
<Rn>	For encoding A1: is the general-purpose base register, encoded in the "Rn" field. The PC can be used in the offset variant, but this is deprecated. For encoding T1: is the general-purpose base register, encoded in the "Rn" field.						
+/-	Specifies the offset is added to or subtracted from the base register, defaulting to + if omitted and encoded in "U": <table border="1"> <thead> <tr> <th>U</th><th>+/-</th></tr> </thead> <tbody> <tr> <td>0</td><td>-</td></tr> <tr> <td>1</td><td>+</td></tr> </tbody> </table>	U	+/-	0	-	1	+
U	+/-						
0	-						
1	+						
<imm>	For encoding A1: is the 8-bit unsigned immediate byte offset, in the range 0 to 255, defaulting to 0 if omitted, and encoded in the "imm4H:imm4L" field. For encoding T1: is the unsigned immediate byte offset, a multiple of 4, in the range 0 to 1020, defaulting to 0 if omitted, and encoded in the "imm8" field as <imm>/4.						

Operation

```

if ConditionPassed() then
    EncodingSpecificOperations();
    constant offset_addr = if add then (R[n] + imm32) else (R[n] - imm32);
    constant address = if index then offset_addr else R[n];
    if IsAligned(address, 8) then
        bits(64) data;
        if BigEndian(AccessType_GPR) then
            data<63:32> = R[t];
            data<31:0> = R[t2];
        else
            data<31:0> = R[t];
            data<63:32> = R[t2];
        MemA[address,8] = data;
    else
        MemA[address,4] = R[t];
        MemA[address+4,4] = R[t2];
    if wback then R[n] = offset_addr;

```

Operational information

If CPSR.DIT is 1, the timing of this instruction is insensitive to the value of the data being loaded or stored.



# STRD (register)

Store Register Dual (register) calculates an address from a base register value and a register offset, and stores two words from two registers to memory. It can use offset, post-indexed, or pre-indexed addressing. For information about memory accesses see [Memory accesses](#).

## A1

31	30	29	28	27	26	25	24	23	22	21	20	19	18	17	16	15	14	13	12	11	10	9	8	7	6	5	4	3	2	1	0
!= 1111				0	0	0	P	U	0	W	0	Rn				Rt				(0)	(0)	(0)	(0)	1	1	1	1	Rm			
cond																															

### Offset (P == 1 && W == 0)

STRD{<c>}{<q>} <Rt>, <Rt2>, [<Rn>, {+/-}<Rm>]

### Post-indexed (P == 0 && W == 0)

STRD{<c>}{<q>} <Rt>, <Rt2>, [<Rn>], {+/-}<Rm>

### Pre-indexed (P == 1 && W == 1)

STRD{<c>}{<q>} <Rt>, <Rt2>, [<Rn>, {+/-}<Rm>]!

```
if Rt<0> == '1' then UNPREDICTABLE;
constant t = UInt(Rt); constant t2 = t+1; constant n = UInt(Rn); constant m = UInt(Rm);
constant index = (P == '1'); constant add = (U == '1'); constant wback = (P == '0') || (W == '1');
if P == '0' && W == '1' then UNPREDICTABLE;
if t2 == 15 || m == 15 then UNPREDICTABLE;
if wback && (n == 15 || n == t || n == t2) then UNPREDICTABLE;
```

## CONSTRAINED UNPREDICTABLE behavior

If `t == 15 || t2 == 15`, then one of the following behaviors must occur:

- The instruction is UNDEFINED.
- The instruction executes as NOP.
- The store instruction performs the store using the specified addressing mode but the value corresponding to R15 is UNKNOWN.

If `wback && (n == t || n == t2)`, then one of the following behaviors must occur:

- The instruction is UNDEFINED.
- The instruction executes as NOP.
- The store instruction executes but the value stored is UNKNOWN.

If `wback && n == 15`, then one of the following behaviors must occur:

- The instruction is UNDEFINED.
- The instruction executes as NOP.
- The instruction executes without writeback of the base address.
- The instruction uses the addressing mode described in the equivalent immediate offset instruction.

If `Rt<0> == '1'`, then one of the following behaviors must occur:

- The instruction is UNDEFINED.
- The instruction executes as NOP.
- The instruction executes with the additional decode: `t<0> = '0'`.
- The instruction executes with the additional decode: `t2 = t`.
- The instruction executes as described, with no change to its behavior and no additional side-effects. This does not apply when `Rt == '1111'`.

If `P == '0' && W == '1'`, then one of the following behaviors must occur:

- The instruction is UNDEFINED.
- The instruction executes as NOP.

- The instruction executes with the additional decode: P = '1'; W = '0'.
- The instruction executes with the additional decode: P = '1'; W = '1'.
- The instruction executes with the additional decode: P = '0'; W = '0'.

For more information about the CONSTRAINED UNPREDICTABLE behavior of this instruction, see [Architectural Constraints on UNPREDICTABLE behaviors](#).

Assembler Symbols

- <c> See [Standard assembler syntax fields](#).
- <q> See [Standard assembler syntax fields](#).
- <Rt> Is the first general-purpose register to be transferred, encoded in the "Rt" field. This register must be even-numbered and not R14.
- <Rt2> Is the second general-purpose register to be transferred. This register must be <R(t+1)>.
- <Rn> Is the general-purpose base register, encoded in the "Rn" field. The PC can be used in the offset variant, but this is deprecated.
- +/- Specifies the index register is added to or subtracted from the base register, defaulting to + if omitted and encoded in "U":

U	+/-
0	-
1	+

- <Rm> Is the general-purpose index register, encoded in the "Rm" field.

Operation

```
if ConditionPassed() then
    EncodingSpecificOperations();
    constant offset_addr = if add then (R[n] + R[m]) else (R[n] - R[m]);
    constant address = if index then offset_addr else R[n];
    if IsAligned(address, 8) then
        bits(64) data;
        if BigEndian(AccessType_GPR) then
            data<63:32> = R[t];
            data<31:0> = R[t2];
        else
            data<31:0> = R[t];
            data<63:32> = R[t2];
        MemA[address, 8] = data;
    else
        MemA[address, 4] = R[t];
        MemA[address+4, 4] = R[t2];
    if wback then R[n] = offset_addr;
```

Operational information

If CPSR.DIT is 1, the timing of this instruction is insensitive to the value of the data being loaded or stored.

# STREX

Store Register Exclusive calculates an address from a base register value and an immediate offset, stores a word from a register to the calculated address if the PE has exclusive access to the memory at that address, and returns a status value of 0 if the store was successful, or of 1 if no store was performed.

For more information about support for shared memory see [Synchronization and semaphores](#). For information about memory accesses see [Memory accesses](#).

It has encodings from the following instruction sets: A32 ( [A1](#) ) and T32 ( [T1](#) ).

## A1

31	30	29	28	27	26	25	24	23	22	21	20	19	18	17	16	15	14	13	12	11	10	9	8	7	6	5	4	3	2	1	0
!= 1111				0	0	0	1	1	0	0	0	Rn				Rd				(1)	(1)	1	1	1	0	0	1	Rt			
cond																															

## A1

```
STREX{<c>}{<q>} <Rd>, <Rt>, [<Rn> {, {#}<imm>}]
```

```
constant d = UInt(Rd);  constant t = UInt(Rt);  constant n = UInt(Rn);
constant imm32 = Zeros(32); // Zero offset
if d == 15 || t == 15 || n == 15 then UNPREDICTABLE;
if d == n || d == t then UNPREDICTABLE;
```

### CONSTRAINED UNPREDICTABLE behavior

If `d == t`, then one of the following behaviors must occur:

- The instruction is UNDEFINED.
- The instruction executes as NOP.
- The store instruction executes but the value stored is UNKNOWN.

If `d == n`, then one of the following behaviors must occur:

- The instruction is UNDEFINED.
- The instruction executes as NOP.
- The instruction performs the store to an UNKNOWN address.

## T1

15	14	13	12	11	10	9	8	7	6	5	4	3	2	1	0	15	14	13	12	11	10	9	8	7	6	5	4	3	2	1	0
1	1	1	0	1	0	0	0	0	1	0	0	Rn				Rt				Rd				imm8							

## T1

```
STREX{<c>}{<q>} <Rd>, <Rt>, [<Rn> {, #<imm>}]
```

```
constant d = UInt(Rd);  constant t = UInt(Rt);  constant n = UInt(Rn);
constant imm32 = ZeroExtend(imm8:'00', 32);
// Armv8-A removes UNPREDICTABLE for R13
if d == 15 || t == 15 || n == 15 then UNPREDICTABLE;
if d == n || d == t then UNPREDICTABLE;
```

### CONSTRAINED UNPREDICTABLE behavior

If `d == t`, then one of the following behaviors must occur:

- The instruction is UNDEFINED.
- The instruction executes as NOP.
- The store instruction executes but the value stored is UNKNOWN.

If `d == n`, then one of the following behaviors must occur:

- The instruction is UNDEFINED.
- The instruction executes as NOP.
- The instruction performs the store to an UNKNOWN address.

For more information about the CONSTRAINED UNPREDICTABLE behavior of this instruction, see [Architectural Constraints on UNPREDICTABLE behaviors](#).

## Assembler Symbols

<c>	See <a href="#">Standard assembler syntax fields</a> .
<q>	See <a href="#">Standard assembler syntax fields</a> .
<Rd>	Is the destination general-purpose register into which the status result of the store exclusive is written, encoded in the "Rd" field. The value returned is: <b>0</b> If the operation updates memory. <b>1</b> If the operation fails to update memory.
<Rt>	Is the general-purpose register to be transferred, encoded in the "Rt" field.
<Rn>	Is the general-purpose base register, encoded in the "Rn" field.
<imm>	For encoding A1: the immediate offset added to the value of <Rn> to calculate the address. <imm> can only be 0 or omitted. For encoding T1: the immediate offset added to the value of <Rn> to calculate the address. <imm> can be omitted, meaning an offset of 0. Values are multiples of 4 in the range 0-1020.

### Aborts and alignment

If a synchronous Data Abort exception is generated by the execution of this instruction:

- Memory is not updated.
- <Rd> is not updated.

A non word-aligned memory address causes an Alignment fault Data Abort exception to be generated, subject to the following rules:

- If AArch32.ExclusiveMonitorsPass() returns TRUE, the exception is generated.
- Otherwise, it is IMPLEMENTATION DEFINED whether the exception is generated.

If AArch32.ExclusiveMonitorsPass() returns FALSE and the memory address, if accessed, would generate a synchronous Data Abort exception, it is IMPLEMENTATION DEFINED whether the exception is generated.

## Operation

```
if ConditionPassed() then
    EncodingSpecificOperations();
    constant address = R[n] + imm32;
    if AArch32.ExclusiveMonitorsPass(address,4) then
        MemA[address,4] = R[t];
        R[d] = ZeroExtend('0', 32);
    else
        R[d] = ZeroExtend('1', 32);
```

## Operational information

If CPSR.DIT is 1, the timing of this instruction is insensitive to the value of the data being loaded or stored.

Internal version only: isa v01\_31, pseudocode v2024-03\_rel ; Build timestamp: 2024-03-25T10:05

Copyright © 2010-2024 Arm Limited or its affiliates. All rights reserved. This document is Non-Confidential.

# STREXB

Store Register Exclusive Byte derives an address from a base register value, stores a byte from a register to the derived address if the executing PE has exclusive access to the memory at that address, and returns a status value of 0 if the store was successful, or of 1 if no store was performed.

For more information about support for shared memory see [Synchronization and semaphores](#). For information about memory accesses see [Memory accesses](#).

It has encodings from the following instruction sets: A32 ( [A1](#) ) and T32 ( [T1](#) ).

## A1

31	30	29	28	27	26	25	24	23	22	21	20	19	18	17	16	15	14	13	12	11	10	9	8	7	6	5	4	3	2	1	0
!= 1111				0	0	0	1	1	1	0	0	Rn				Rd				(1)	(1)	1	1	1	0	0	1	Rt			
cond																															

## A1

```
STREXB{<c>}{<q>} <Rd>, <Rt>, [<Rn>]

constant d = UInt(Rd);  constant t = UInt(Rt);  constant n = UInt(Rn);
if d == 15 || t == 15 || n == 15 then UNPREDICTABLE;
if d == n || d == t then UNPREDICTABLE;
```

## CONSTRAINED UNPREDICTABLE behavior

If `d == t`, then one of the following behaviors must occur:

- The instruction is UNDEFINED.
- The instruction executes as NOP.
- The store instruction executes but the value stored is UNKNOWN.

If `d == n`, then one of the following behaviors must occur:

- The instruction is UNDEFINED.
- The instruction executes as NOP.
- The instruction performs the store to an UNKNOWN address.

## T1

15	14	13	12	11	10	9	8	7	6	5	4	3	2	1	0	15	14	13	12	11	10	9	8	7	6	5	4	3	2	1	0
1	1	1	0	1	0	0	0	1	1	0	0	Rn				Rt				(1)	(1)	(1)	(1)	0	1	0	0	Rd			

## T1

```
STREXB{<c>}{<q>} <Rd>, <Rt>, [<Rn>]

constant d = UInt(Rd);  constant t = UInt(Rt);  constant n = UInt(Rn);
// Armv8-A removes UNPREDICTABLE for R13
if d == 15 || t == 15 || n == 15 then UNPREDICTABLE;
if d == n || d == t then UNPREDICTABLE;
```

## CONSTRAINED UNPREDICTABLE behavior

If `d == t`, then one of the following behaviors must occur:

- The instruction is UNDEFINED.
- The instruction executes as NOP.
- The store instruction executes but the value stored is UNKNOWN.

If `d == n`, then one of the following behaviors must occur:

- The instruction is UNDEFINED.
- The instruction executes as NOP.

- The instruction performs the store to an UNKNOWN address.

For more information about the CONSTRAINED UNPREDICTABLE behavior of this instruction, see [Architectural Constraints on UNPREDICTABLE behaviors](#).

## Assembler Symbols

<c>	See <a href="#">Standard assembler syntax fields</a> .
<q>	See <a href="#">Standard assembler syntax fields</a> .
<Rd>	Is the destination general-purpose register into which the status result of the store exclusive is written, encoded in the "Rd" field. The value returned is: <b>0</b> If the operation updates memory. <b>1</b> If the operation fails to update memory.
<Rt>	Is the general-purpose register to be transferred, encoded in the "Rt" field.
<Rn>	Is the general-purpose base register, encoded in the "Rn" field.

### Aborts

If a synchronous Data Abort exception is generated by the execution of this instruction:

- Memory is not updated.
- <Rd> is not updated.

If AArch32.ExclusiveMonitorsPass() returns FALSE and the memory address, if accessed, would generate a synchronous Data Abort exception, it is IMPLEMENTATION DEFINED whether the exception is generated.

## Operation

```
if ConditionPassed() then
    EncodingSpecificOperations();
    constant address = R[n];
    if AArch32.ExclusiveMonitorsPass(address,1) then
        MemA[address,1] = R[t]<7:0>;
        R[d] = ZeroExtend('0', 32);
    else
        R[d] = ZeroExtend('1', 32);
```

## Operational information

If CPSR.DIT is 1, the timing of this instruction is insensitive to the value of the data being loaded or stored.

Internal version only: isa v01\_31, pseudocode v2024-03\_rel ; Build timestamp: 2024-03-25T10:05

Copyright © 2010-2024 Arm Limited or its affiliates. All rights reserved. This document is Non-Confidential.

# STREXD

Store Register Exclusive Doubleword derives an address from a base register value, stores a 64-bit doubleword from two registers to the derived address if the executing PE has exclusive access to the memory at that address, and returns a status value of 0 if the store was successful, or of 1 if no store was performed.

For more information about support for shared memory see [Synchronization and semaphores](#). For information about memory accesses see [Memory accesses](#).

It has encodings from the following instruction sets: A32 ( [A1](#) ) and T32 ( [T1](#) ).

## A1

31	30	29	28	27	26	25	24	23	22	21	20	19	18	17	16	15	14	13	12	11	10	9	8	7	6	5	4	3	2	1	0
!= 1111				0	0	0	1	1	0	1	0	Rn				Rd				(1)	(1)	1	1	1	0	0	1	Rt			
cond																															

## A1

```
STREXD{<c>}{<q>} <Rd>, <Rt>, <Rt2>, [<Rn>]

constant d = UInt(Rd);  constant t = UInt(Rt);  constant t2 = t+1;  constant n = UInt(Rn);
if d == 15 || Rt<0> == '1' || t2 == 15 || n == 15 then UNPREDICTABLE;
if d == n || d == t || d == t2 then UNPREDICTABLE;
```

## CONSTRAINED UNPREDICTABLE behavior

If **d == t**, then one of the following behaviors must occur:

- The instruction is UNDEFINED.
- The instruction executes as NOP.
- The store instruction executes but the value stored is UNKNOWN.

If **d == n**, then one of the following behaviors must occur:

- The instruction is UNDEFINED.
- The instruction executes as NOP.
- The instruction performs the store to an UNKNOWN address.

If **Rt<0> == '1'**, then one of the following behaviors must occur:

- The instruction is UNDEFINED.
- The instruction executes as NOP.
- The instruction executes with the additional decode: Rt<0> = '0'.
- The instruction executes with the additional decode: t2 = t.
- The instruction executes as described, with no change to its behavior and no additional side effects.

If **Rt == '1110'**, then one of the following behaviors must occur:

- The instruction is UNDEFINED.
- The instruction executes as NOP.
- The instruction is handled as described in [Using R15](#).

## T1

15	14	13	12	11	10	9	8	7	6	5	4	3	2	1	0	15	14	13	12	11	10	9	8	7	6	5	4	3	2	1	0
1	1	1	0	1	0	0	0	1	1	0	0	Rn				Rt				Rt2				0	1	1	1	Rd			

```
STREXD{<c>}{<q>} <Rd>, <Rt>, <Rt2>, [<Rn>]
```

```
constant d = UInt(Rd);  constant t = UInt(Rt);  constant t2 = UInt(Rt2);  constant n = UInt(Rn);
if d == 15 || t == 15 || t2 == 15 || n == 15 then UNPREDICTABLE;
// Armv8-A removes UNPREDICTABLE for R13
if d == n || d == t || d == t2 then UNPREDICTABLE;
```

## CONSTRAINED UNPREDICTABLE behavior

If `d == t`, then one of the following behaviors must occur:

- The instruction is UNDEFINED.
- The instruction executes as NOP.
- The store instruction executes but the value stored is UNKNOWN.

If `d == n`, then one of the following behaviors must occur:

- The instruction is UNDEFINED.
- The instruction executes as NOP.
- The instruction performs the store to an UNKNOWN address.

For more information about the CONSTRAINED UNPREDICTABLE behavior of this instruction, see [Architectural Constraints on UNPREDICTABLE behaviors](#).

## Assembler Symbols

<c>	See <a href="#">Standard assembler syntax fields</a> .
<q>	See <a href="#">Standard assembler syntax fields</a> .
<Rd>	Is the destination general-purpose register into which the status result of the store exclusive is written, encoded in the "Rd" field. The value returned is: <div> <div>0</div> <div>If the operation updates memory.</div> <div>1</div> <div>If the operation fails to update memory.</div> </div> <Rd> must not be the same as <Rn>, <Rt>, or <Rt2>.
<Rt>	For encoding A1: is the first general-purpose register to be transferred, encoded in the "Rt" field. <Rt> must be even-numbered and not R14. For encoding T1: is the first general-purpose register to be transferred, encoded in the "Rt" field.
<Rt2>	For encoding A1: is the second general-purpose register to be transferred. <Rt2> must be <R(t+1)>. For encoding T1: is the second general-purpose register to be transferred, encoded in the "Rt2" field.
<Rn>	Is the general-purpose base register, encoded in the "Rn" field.

### Aborts and alignment

If a synchronous Data Abort exception is generated by the execution of this instruction:

- Memory is not updated.
- <Rd> is not updated.

A non doubleword-aligned memory address causes an Alignment fault Data Abort exception to be generated, subject to the following rules:

- If AArch32.ExclusiveMonitorsPass() returns TRUE, the exception is generated.
- Otherwise, it is IMPLEMENTATION DEFINED whether the exception is generated.

If AArch32.ExclusiveMonitorsPass() returns FALSE and the memory address, if accessed, would generate a synchronous Data Abort exception, it is IMPLEMENTATION DEFINED whether the exception is generated.



## Operation

```
if ConditionPassed() then
    EncodingSpecificOperations();
    constant address = R[n];

    // Create doubleword to store such that R[t] will be stored at address and R[t2] at address+4.
    constant value = if BigEndian(AccessType\_GPR) then R[t]:R[t2] else R[t2]:R[t];

    if AArch32.ExclusiveMonitorsPass(address,8) then
        MemA[address,8] = value;
        R[d] = ZeroExtend('0', 32);
    else
        R[d] = ZeroExtend('1', 32);
```

## Operational information

If CPSR.DIT is 1, the timing of this instruction is insensitive to the value of the data being loaded or stored.

Internal version only: isa v01\_31, pseudocode v2024-03\_rel ; Build timestamp: 2024-03-25T10:05

Copyright © 2010-2024 Arm Limited or its affiliates. All rights reserved. This document is Non-Confidential.

# STREXH

Store Register Exclusive Halfword derives an address from a base register value, stores a halfword from a register to the derived address if the executing PE has exclusive access to the memory at that address, and returns a status value of 0 if the store was successful, or of 1 if no store was performed.

For more information about support for shared memory see [Synchronization and semaphores](#). For information about memory accesses see [Memory accesses](#).

It has encodings from the following instruction sets: A32 ( [A1](#) ) and T32 ( [T1](#) ).

## A1

31	30	29	28	27	26	25	24	23	22	21	20	19	18	17	16	15	14	13	12	11	10	9	8	7	6	5	4	3	2	1	0
!= 1111				0	0	0	1	1	1	1	0	Rn				Rd				(1)	(1)	1	1	1	0	0	1	Rt			
cond																															

## A1

```
STREXH{<c>}{<q>} <Rd>, <Rt>, [<Rn>]

constant d = UInt(Rd);  constant t = UInt(Rt);  constant n = UInt(Rn);
if d == 15 || t == 15 || n == 15 then UNPREDICTABLE;
if d == n || d == t then UNPREDICTABLE;
```

### CONSTRAINED UNPREDICTABLE behavior

If `d == t`, then one of the following behaviors must occur:

- The instruction is UNDEFINED.
- The instruction executes as NOP.
- The store instruction executes but the value stored is UNKNOWN.

If `d == n`, then one of the following behaviors must occur:

- The instruction is UNDEFINED.
- The instruction executes as NOP.
- The instruction performs the store to an UNKNOWN address.

## T1

15	14	13	12	11	10	9	8	7	6	5	4	3	2	1	0	15	14	13	12	11	10	9	8	7	6	5	4	3	2	1	0
1	1	1	0	1	0	0	0	1	1	0	0	Rn				Rt				(1)	(1)	(1)	(1)	0	1	0	1	Rd			

## T1

```
STREXH{<c>}{<q>} <Rd>, <Rt>, [<Rn>]

constant d = UInt(Rd);  constant t = UInt(Rt);  constant n = UInt(Rn);
// Armv8-A removes UNPREDICTABLE for R13
if d == 15 || t == 15 || n == 15 then UNPREDICTABLE;
if d == n || d == t then UNPREDICTABLE;
```

### CONSTRAINED UNPREDICTABLE behavior

If `d == t`, then one of the following behaviors must occur:

- The instruction is UNDEFINED.
- The instruction executes as NOP.
- The store instruction executes but the value stored is UNKNOWN.

If `d == n`, then one of the following behaviors must occur:

- The instruction is UNDEFINED.

- The instruction executes as NOP.
- The instruction performs the store to an UNKNOWN address.

For more information about the CONSTRAINED UNPREDICTABLE behavior of this instruction, see [Architectural Constraints on UNPREDICTABLE behaviors](#).

## Assembler Symbols

<c>	See <a href="#">Standard assembler syntax fields</a> .
<q>	See <a href="#">Standard assembler syntax fields</a> .
<Rd>	Is the destination general-purpose register into which the status result of the store exclusive is written, encoded in the "Rd" field. The value returned is: <b>0</b> If the operation updates memory. <b>1</b> If the operation fails to update memory.
<Rt>	Is the general-purpose register to be transferred, encoded in the "Rt" field.
<Rn>	Is the general-purpose base register, encoded in the "Rn" field.

### Aborts and alignment

If a synchronous Data Abort exception is generated by the execution of this instruction:

- Memory is not updated.
- <Rd> is not updated.

A non halfword-aligned memory address causes an Alignment fault Data Abort exception to be generated, subject to the following rules:

- If AArch32.ExclusiveMonitorsPass() returns TRUE, the exception is generated.
- Otherwise, it is IMPLEMENTATION DEFINED whether the exception is generated.

If AArch32.ExclusiveMonitorsPass() returns FALSE and the memory address, if accessed, would generate a synchronous Data Abort exception, it is IMPLEMENTATION DEFINED whether the exception is generated.

## Operation

```
if ConditionPassed() then
    EncodingSpecificOperations();
    constant address = R[n];
    if AArch32.ExclusiveMonitorsPass(address,2) then
        MemA[address,2] = R[t]<15:0>;
        R[d] = ZeroExtend('0', 32);
    else
        R[d] = ZeroExtend('1', 32);
```

## Operational information

If CPSR.DIT is 1, the timing of this instruction is insensitive to the value of the data being loaded or stored.

Internal version only: isa v01\_31, pseudocode v2024-03\_rel ; Build timestamp: 2024-03-25T10:05

Copyright © 2010-2024 Arm Limited or its affiliates. All rights reserved. This document is Non-Confidential.

# STRH (immediate)

Store Register Halfword (immediate) calculates an address from a base register value and an immediate offset, and stores a halfword from a register to memory. It can use offset, post-indexed, or pre-indexed addressing. For information about memory accesses see [Memory accesses](#). It has encodings from the following instruction sets: A32 ( [A1](#) ) and T32 ( [T1](#) , [T2](#) and [T3](#) ) .

## A1

31	30	29	28	27	26	25	24	23	22	21	20	19	18	17	16	15	14	13	12	11	10	9	8	7	6	5	4	3	2	1	0
!= 1111				0	0	0	P	U	1	W	0	Rn				Rt				imm4H				1	0	1	1	imm4L			
cond																															

### Offset (P == 1 && W == 0)

STRH{<c>}{<q>} <Rt>, [ <Rn> {, # {+/-} <imm> } ]

### Post-indexed (P == 0 && W == 0)

STRH{<c>}{<q>} <Rt>, [ <Rn> ], # {+/-} <imm>

### Pre-indexed (P == 1 && W == 1)

STRH{<c>}{<q>} <Rt>, [ <Rn>, # {+/-} <imm> ] !

```
if P == '0' && W == '1' then SEE "STRHT";
constant t = UInt(Rt);  constant n = UInt(Rn);  constant imm32 = ZeroExtend(imm4H:imm4L, 32);
constant index = (P == '1');  constant add = (U == '1');  constant wback = (P == '0') || (W == '1');
if t == 15 then UNPREDICTABLE;
if wback && (n == 15 || n == t) then UNPREDICTABLE;
```

## CONSTRAINED UNPREDICTABLE behavior

If `t == 15`, then one of the following behaviors must occur:

- The instruction is UNDEFINED.
- The instruction executes as NOP.
- The store instruction performs the store using the specified addressing mode but the value corresponding to R15 is UNKNOWN.

If `wback && n == t`, then one of the following behaviors must occur:

- The instruction is UNDEFINED.
- The instruction executes as NOP.
- The store instruction executes but the value stored is UNKNOWN.

If `wback && n == 15`, then one of the following behaviors must occur:

- The instruction is UNDEFINED.
- The instruction executes as NOP.
- The instruction executes without writeback of the base address.
- The instruction uses the addressing mode described in the equivalent immediate offset instruction.

## T1

15	14	13	12	11	10	9	8	7	6	5	4	3	2	1	0
1	0	0	0	0	imm5				Rn				Rt		

## T1

```
STRH{<c>}{<q>}<Rt>, [<Rn> {, #<+><imm>}]
```

```
constant t = UInt(Rt); constant n = UInt(Rn); constant imm32 = ZeroExtend(imm5:'0', 32);
constant index = TRUE; constant add = TRUE; constant wback = FALSE;
```

## T2

15	14	13	12	11	10	9	8	7	6	5	4	3	2	1	0	15	14	13	12	11	10	9	8	7	6	5	4	3	2	1	0
1	1	1	1	1	0	0	0	1	0	1	0	!= 1111			Rt			imm12													

Rn

## T2

```
STRH{<c>}.W<Rt>, [<Rn> {, #<+><imm>}] // (<Rt>, <Rn>, <imm> can be represented in T1)
```

```
STRH{<c>}{<q>}<Rt>, [<Rn> {, #<+><imm>}]
```

```
if Rn == '1111' then UNDEFINED;
constant t = UInt(Rt); constant n = UInt(Rn); constant imm32 = ZeroExtend(imm12, 32);
constant index = TRUE; constant add = TRUE; constant wback = FALSE;
// Armv8-A removes UNPREDICTABLE for R13
if t == 15 then UNPREDICTABLE;
```

## CONSTRAINED UNPREDICTABLE behavior

If `t == 15`, then one of the following behaviors must occur:

- The instruction is UNDEFINED.
- The instruction executes as NOP.
- The store instruction performs the store using the specified addressing mode but the value corresponding to R15 is UNKNOWN.

## T3

15	14	13	12	11	10	9	8	7	6	5	4	3	2	1	0	15	14	13	12	11	10	9	8	7	6	5	4	3	2	1	0
1	1	1	1	1	0	0	0	0	0	1	0	!= 1111			Rt			1	P	U	W	imm8									

Rn

### Offset (P == 1 && U == 0 && W == 0)

```
STRH{<c>}{<q>}<Rt>, [<Rn> {, #-<imm>}]
```

### Post-indexed (P == 0 && W == 1)

```
STRH{<c>}{<q>}<Rt>, [<Rn>], #<+/-><imm>
```

### Pre-indexed (P == 1 && W == 1)

```
STRH{<c>}{<q>}<Rt>, [<Rn>, #<+/-><imm>]!
```

```
if P == '1' && U == '1' && W == '0' then SEE "STRHT";
if Rn == '1111' || (P == '0' && W == '0') then UNDEFINED;
constant t = UInt(Rt); constant n = UInt(Rn); constant imm32 = ZeroExtend(imm8, 32);
constant index = (P == '1'); constant add = (U == '1'); constant wback = (W == '1');
// Armv8-A removes UNPREDICTABLE for R13
if t == 15 || (wback && n == t) then UNPREDICTABLE;
```

## CONSTRAINED UNPREDICTABLE behavior

If `t == 15`, then one of the following behaviors must occur:

- The instruction is UNDEFINED.

- The instruction executes as NOP.
- The store instruction performs the store using the specified addressing mode but the value corresponding to R15 is UNKNOWN.

If `wback && n == t`, then one of the following behaviors must occur:

- The instruction is UNDEFINED.
- The instruction executes as NOP.
- The store instruction executes but the value stored is UNKNOWN.

For more information about the CONSTRAINED UNPREDICTABLE behavior of this instruction, see [Architectural Constraints on UNPREDICTABLE behaviors](#).

## Assembler Symbols

<c>	See <a href="#">Standard assembler syntax fields</a> .						
<q>	See <a href="#">Standard assembler syntax fields</a> .						
<Rt>	Is the general-purpose register to be transferred, encoded in the "Rt" field.						
<Rn>	For encoding A1: is the general-purpose base register, encoded in the "Rn" field. The PC can be used in the offset variant, but this is deprecated.  For encoding A1, T1, T2, T3: is the general-purpose base register, encoded in the "Rn" field.						
+/-	Specifies the offset is added to or subtracted from the base register, defaulting to + if omitted and encoded in "U": <table border="1"><thead><tr><th>U</th><th>+/-</th></tr></thead><tbody><tr><td>0</td><td>-</td></tr><tr><td>1</td><td>+</td></tr></tbody></table>	U	+/-	0	-	1	+
U	+/-						
0	-						
1	+						
+	Specifies the offset is added to the base register.						
<imm>	For encoding A1: is the 8-bit unsigned immediate byte offset, in the range 0 to 255, defaulting to 0 if omitted, and encoded in the "imm4H:imm4L" field.  For encoding T1: is the optional positive unsigned immediate byte offset, a multiple of 2, in the range 0 to 62, defaulting to 0 and encoded in the "imm5" field as <imm>/2.  For encoding T2: is an optional 12-bit unsigned immediate byte offset, in the range 0 to 4095, defaulting to 0 and encoded in the "imm12" field.  For encoding T3: is an 8-bit unsigned immediate byte offset, in the range 0 to 255, defaulting to 0 if omitted, and encoded in the "imm8" field.						

## Operation

```

if CurrentInstrSet() == InstrSet\_A32 then
  if ConditionPassed() then
    EncodingSpecificOperations();
    constant offset_addr = if add then (R[n] + imm32) else (R[n] - imm32);
    constant address = if index then offset_addr else R[n];
    MemU[address,2] = R[t]<15:0>;
    if wback then R[n] = offset_addr;
else
  if ConditionPassed() then
    EncodingSpecificOperations();
    constant offset_addr = if add then (R[n] + imm32) else (R[n] - imm32);
    constant address = if index then offset_addr else R[n];
    MemU[address,2] = R[t]<15:0>;
    if wback then R[n] = offset_addr;

```

## Operational information

If CPSR.DIT is 1, the timing of this instruction is insensitive to the value of the data being loaded or stored.

Internal version only: isa v01\_31, pseudocode v2024-03\_rel ; Build timestamp: 2024-03-25T10:05

Copyright © 2010-2024 Arm Limited or its affiliates. All rights reserved. This document is Non-Confidential.

## STRH (register)

Store Register Halfword (register) calculates an address from a base register value and an offset register value, and stores a halfword from a register to memory. The offset register value can be shifted left by 0, 1, 2, or 3 bits. For information about memory accesses see *Memory accesses*. It has encodings from the following instruction sets: A32 ( [A1](#) ) and T32 ( [T1](#) and [T2](#) ).

### A1

31	30	29	28	27	26	25	24	23	22	21	20	19	18	17	16	15	14	13	12	11	10	9	8	7	6	5	4	3	2	1	0
!= 1111				0	0	0	P	U	0	W	0	Rn				Rt				(0)	(0)	(0)	(0)	1	0	1	1	Rm			
cond																															

#### Offset (P == 1 && W == 0)

STRH{<c>}{<q>} <Rt>, [<Rn>, {+/-}<Rm>]

#### Post-indexed (P == 0 && W == 0)

STRH{<c>}{<q>} <Rt>, [<Rn>], {+/-}<Rm>

#### Pre-indexed (P == 1 && W == 1)

STRH{<c>}{<q>} <Rt>, [<Rn>, {+/-}<Rm>]!

```
if P == '0' && W == '1' then SEE "STRHT";
constant t = UInt(Rt); constant n = UInt(Rn); constant m = UInt(Rm);
constant index = (P == '1'); constant add = (U == '1'); constant wback = (P == '0') || (W == '1');
constant (shift_t, shift_n) = (SRTYPE_LSL, 0);
if t == 15 || m == 15 then UNPREDICTABLE;
if wback && (n == 15 || n == t) then UNPREDICTABLE;
```

## CONSTRAINED UNPREDICTABLE behavior

If `t == 15`, then one of the following behaviors must occur:

- The instruction is UNDEFINED.
- The instruction executes as NOP.
- The store instruction performs the store using the specified addressing mode but the value corresponding to R15 is UNKNOWN.

If `wback && n == t`, then one of the following behaviors must occur:

- The instruction is UNDEFINED.
- The instruction executes as NOP.
- The store instruction executes but the value stored is UNKNOWN.

If `wback && n == 15`, then one of the following behaviors must occur:

- The instruction is UNDEFINED.
- The instruction executes as NOP.
- The instruction executes without writeback of the base address.
- The instruction uses the addressing mode described in the equivalent immediate offset instruction.

### T1

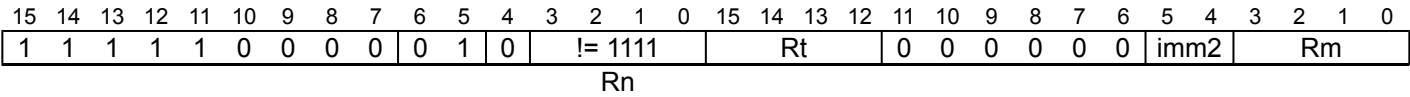
15	14	13	12	11	10	9	8	7	6	5	4	3	2	1	0
0	1	0	1	0	0	1	Rm			Rn			Rt		

T1

```
STRH{<c>}{<q>}<Rt>, [<Rn>, {+}<Rm>]

constant t = UInt(Rt);  constant n = UInt(Rn);  constant m = UInt(Rm);
constant index = TRUE;  constant add = TRUE;    constant wback = FALSE;
constant (shift_t, shift_n) = (SRTYPE_LSL, 0);
```

T2



T2

```
STRH{<c>}.W <Rt>, [<Rn>, {+}<Rm>] // (<Rt>, <Rn>, <Rm> can be represented in T1)

STRH{<c>}{<q>}<Rt>, [<Rn>, {+}<Rm>{, LSL #<imm>}]

if Rn == '1111' then UNDEFINED;
constant t = UInt(Rt);  constant n = UInt(Rn);  constant m = UInt(Rm);
constant index = TRUE;  constant add = TRUE;    constant wback = FALSE;
constant (shift_t, shift_n) = (SRTYPE_LSL, UInt(imm2));
// Armv8-A removes UNPREDICTABLE for R13
if t == 15 || m == 15 then UNPREDICTABLE;
```

CONSTRAINED UNPREDICTABLE behavior

If `t == 15`, then one of the following behaviors must occur:

- The instruction is UNDEFINED.
- The instruction executes as NOP.
- The store instruction performs the store using the specified addressing mode but the value corresponding to R15 is UNKNOWN.

For more information about the CONSTRAINED UNPREDICTABLE behavior of this instruction, see [Architectural Constraints on UNPREDICTABLE behaviors](#).

Assembler Symbols

<c>	See <a href="#">Standard assembler syntax fields</a> .						
<q>	See <a href="#">Standard assembler syntax fields</a> .						
<Rt>	Is the general-purpose register to be transferred, encoded in the "Rt" field.						
<Rn>	For encoding A1: is the general-purpose base register, encoded in the "Rn" field. The PC can be used in the offset variant, but this is deprecated.  For encoding T1 and T2: is the general-purpose base register, encoded in the "Rn" field.						
+/-	Specifies the index register is added to or subtracted from the base register, defaulting to + if omitted and encoded in "U": <table><tr><th>U</th><th>+/-</th></tr><tr><td>0</td><td>-</td></tr><tr><td>1</td><td>+</td></tr></table>	U	+/-	0	-	1	+
U	+/-						
0	-						
1	+						
+	Specifies the index register is added to the base register.						
<Rm>	Is the general-purpose index register, encoded in the "Rm" field.						
<imm>	If present, the size of the left shift to apply to the value from <Rm>, in the range 1-3. <imm> is encoded in imm2. If absent, no shift is specified and imm2 is encoded as 0b00.						



## Operation

```
if ConditionPassed() then
    EncodingSpecificOperations();
    constant offset = Shift(R[m], shift_t, shift_n, PSTATE.C);
    constant offset_addr = if add then (R[n] + offset) else (R[n] - offset);
    constant address = if index then offset_addr else R[n];
    MemU[address,2] = R[t]<15:0>;
    if wback then R[n] = offset_addr;
```

## Operational information

If CPSR.DIT is 1, the timing of this instruction is insensitive to the value of the data being loaded or stored.

Internal version only: isa v01\_31, pseudocode v2024-03\_rel ; Build timestamp: 2024-03-25T10:05

Copyright © 2010-2024 Arm Limited or its affiliates. All rights reserved. This document is Non-Confidential.

## STRHT

Store Register Halfword Unprivileged stores a halfword from a register to memory. For information about memory accesses see [Memory accesses](#). The memory access is restricted as if the PE were running in User mode. This makes no difference if the PE is actually running in User mode. STRHT is UNPREDICTABLE in Hyp mode.

The T32 instruction uses an offset addressing mode, that calculates the address used for the memory access from a base register value and an immediate offset, and leaves the base register unchanged.

The A32 instruction uses a post-indexed addressing mode, that uses a base register value as the address for the memory access, and calculates a new address from a base register value and an offset and writes it back to the base register. The offset can be an immediate value or a register value.

It has encodings from the following instruction sets: A32 ( [A1](#) and [A2](#) ) and T32 ( [T1](#) ).

### A1

31	30	29	28	27	26	25	24	23	22	21	20	19	18	17	16	15	14	13	12	11	10	9	8	7	6	5	4	3	2	1	0
!= 1111				0	0	0	0	U	1	1	0	Rn				Rt				imm4H				1	0	1	1	imm4L			
cond																															

### A1

```
STRHT{<c>}{<q>} <Rt>, [<Rn>] {, #{+/-}<imm>}
```

```
constant t = UInt(Rt); constant n = UInt(Rn); constant postindex = TRUE;
constant add = (U == '1');
constant register_form = FALSE; constant imm32 = ZeroExtend(imm4H:imm4L, 32);
constant integer m = integer UNKNOWN;
if t == 15 || n == 15 || n == t then UNPREDICTABLE;
```

## CONSTRAINED UNPREDICTABLE behavior

If `t == 15`, then one of the following behaviors must occur:

- The instruction is UNDEFINED.
- The instruction executes as NOP.
- The store instruction performs the store using the specified addressing mode but the value corresponding to R15 is UNKNOWN.

If `n == t`, then one of the following behaviors must occur:

- The instruction is UNDEFINED.
- The instruction executes as NOP.
- The store instruction executes but the value stored is UNKNOWN.

If `n == 15`, then one of the following behaviors must occur:

- The instruction is UNDEFINED.
- The instruction executes as NOP.
- The instruction uses post-indexed addressing with the base register as PC. This is handled as described in [Using R15](#).
- The instruction is treated as if bit[24] == 1 and bit[21] == 0. The instruction uses immediate offset addressing with the base register as PC, without writeback.

### A2

31	30	29	28	27	26	25	24	23	22	21	20	19	18	17	16	15	14	13	12	11	10	9	8	7	6	5	4	3	2	1	0
!= 1111				0	0	0	0	U	0	1	0	Rn				Rt				(0)	(0)	(0)	(0)	1	0	1	1	Rm			
cond																															

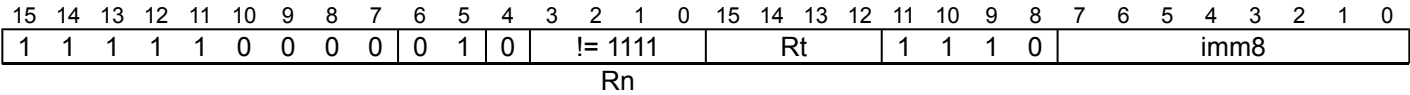
```
STRHT{<c>}{<q>} <Rt>, [<Rn>], {+/-}<Rm>

constant t = UInt(Rt); constant n = UInt(Rn); constant m = UInt(Rm); constant postindex = TRUE;
constant add = (U == '1');
constant register_form = TRUE;
constant bits(32) imm32 = bits(32) UNKNOWN;
if t == 15 || n == 15 || n == t || m == 15 then UNPREDICTABLE;
```

CONSTRAINED UNPREDICTABLE behavior

- If `t == 15`, then one of the following behaviors must occur:
- The instruction is UNDEFINED.
  - The instruction executes as NOP.
  - The store instruction performs the store using the specified addressing mode but the value corresponding to R15 is UNKNOWN.
- If `n == t`, then one of the following behaviors must occur:
- The instruction is UNDEFINED.
  - The instruction executes as NOP.
  - The store instruction executes but the value stored is UNKNOWN.
- If `n == 15`, then one of the following behaviors must occur:
- The instruction is UNDEFINED.
  - The instruction executes as NOP.
  - The instruction uses post-indexed addressing with the base register as PC. This is handled as described in [Using R15](#).
  - The instruction is treated as if bit[24] == 1 and bit[21] == 0. The instruction uses immediate offset addressing with the base register as PC, without writeback.

T1



T1

```
STRHT{<c>}{<q>} <Rt>, [<Rn> {, #<+><imm>}]
```

```
if Rn == '1111' then UNDEFINED;
constant t = UInt(Rt); constant n = UInt(Rn); constant postindex = FALSE; constant add = TRUE;
constant register_form = FALSE; constant imm32 = ZeroExtend(imm8, 32);
constant integer m = integer UNKNOWN;
// Armv8-A removes UNPREDICTABLE for R13
if t == 15 then UNPREDICTABLE;
```

CONSTRAINED UNPREDICTABLE behavior

- If `t == 15`, then one of the following behaviors must occur:
- The instruction is UNDEFINED.
  - The instruction executes as NOP.
  - The store instruction performs the store using the specified addressing mode but the value corresponding to R15 is UNKNOWN.
- For more information about the CONSTRAINED UNPREDICTABLE behavior of this instruction, see [Architectural Constraints on UNPREDICTABLE behaviors](#).

Assembler Symbols

- <c> See [Standard assembler syntax fields](#).
- <q> See [Standard assembler syntax fields](#).
- <Rt> Is the general-purpose register to be transferred, encoded in the "Rt" field.

<Rn>	Is the general-purpose base register, encoded in the "Rn" field.												
+/-	For encoding A1: specifies the offset is added to or subtracted from the base register, defaulting to + if omitted and encoded in "U": <table> <tr> <th>U</th><th>+/-</th></tr> <tr> <td>0</td><td>-</td></tr> <tr> <td>1</td><td>+</td></tr> </table> <p>For encoding A2: specifies the index register is added to or subtracted from the base register, defaulting to + if omitted and encoded in "U":</p> <table> <tr> <th>U</th><th>+/-</th></tr> <tr> <td>0</td><td>-</td></tr> <tr> <td>1</td><td>+</td></tr> </table>	U	+/-	0	-	1	+	U	+/-	0	-	1	+
U	+/-												
0	-												
1	+												
U	+/-												
0	-												
1	+												
<Rm>	Is the general-purpose index register, encoded in the "Rm" field.												
+	Specifies the offset is added to the base register.												
<imm>	For encoding A1: is the 8-bit unsigned immediate byte offset, in the range 0 to 255, defaulting to 0 if omitted, and encoded in the "imm4H:imm4L" field.  For encoding T1: is an optional 8-bit unsigned immediate byte offset, in the range 0 to 255, defaulting to 0 and encoded in the "imm8" field.												

Operation

```

if ConditionPassed() then
    EncodingSpecificOperations();
    if PSTATE.EL == EL2 then UNPREDICTABLE;                                // Hyp mode
    constant offset = if register_form then R[m] else imm32;
    constant offset_addr = if add then (R[n] + offset) else (R[n] - offset);
    constant address = if postindex then R[n] else offset_addr;
    MemU_unpriv[address,2] = R[t]<15:0>;
    if postindex then R[n] = offset_addr;

```

CONSTRAINED UNPREDICTABLE behavior

If PSTATE.EL == EL2, then one of the following behaviors must occur:

- The instruction is UNDEFINED.
- The instruction executes as NOP.
- The instruction executes as STRH (immediate).

Operational information

If CPSR.DIT is 1, the timing of this instruction is insensitive to the value of the data being loaded or stored.

## STRT

Store Register Unprivileged stores a word from a register to memory. For information about memory accesses see [Memory accesses](#).

The memory access is restricted as if the PE were running in User mode. This makes no difference if the PE is actually running in User mode.

STRT is UNPREDICTABLE in Hyp mode.

The T32 instruction uses an offset addressing mode, that calculates the address used for the memory access from a base register value and an immediate offset, and leaves the base register unchanged.

The A32 instruction uses a post-indexed addressing mode, that uses a base register value as the address for the memory access, and calculates a new address from a base register value and an offset and writes it back to the base register. The offset can be an immediate value or an optionally-shifted register value.

It has encodings from the following instruction sets: A32 ([A1](#) and [A2](#)) and T32 ([T1](#)).

### A1

31	30	29	28	27	26	25	24	23	22	21	20	19	18	17	16	15	14	13	12	11	10	9	8	7	6	5	4	3	2	1	0
!= 1111				0	1	0	0	U	0	1	0	Rn				Rt				imm12											
cond																															

### A1

STRT{<c>}{<q>} <Rt>, [<Rn>] {, #<+/-><imm>}

```
constant t = UInt(Rt); constant n = UInt(Rn); constant postindex = TRUE;
constant add = (U == '1');
constant register_form = FALSE; constant imm32 = ZeroExtend(imm12, 32);
constant integer m = integer UNKNOWN; constant integer shift_n = integer UNKNOWN;
constant SRTYPE shift_t = SRTYPE UNKNOWN;
if n == 15 || n == t then UNPREDICTABLE;
```

## CONSTRAINED UNPREDICTABLE behavior

If `n == t`, then one of the following behaviors must occur:

- The instruction is UNDEFINED.
- The instruction executes as NOP.
- The store instruction executes but the value stored is UNKNOWN.

If `n == 15`, then one of the following behaviors must occur:

- The instruction is UNDEFINED.
- The instruction executes as NOP.
- The instruction uses post-indexed addressing with the base register as PC. This is handled as described in [Using R15](#).
- The instruction is treated as if `bit[24] == 1` and `bit[21] == 0`. The instruction uses immediate offset addressing with the base register as PC, without writeback.

### A2

31	30	29	28	27	26	25	24	23	22	21	20	19	18	17	16	15	14	13	12	11	10	9	8	7	6	5	4	3	2	1	0
!= 1111				0	1	1	0	U	0	1	0	Rn				Rt				imm5				stype		0	Rm				
cond																															

### A2

STRT{<c>}{<q>} <Rt>, [<Rn>], {<+/-><Rm>{, <shift>}

```
constant t = UInt(Rt); constant n = UInt(Rn); constant m = UInt(Rm); constant postindex = TRUE;
constant add = (U == '1');
constant register_form = TRUE; constant (shift_t, shift_n) = DecodeImmShift(stype, imm5);
constant bits(32) imm32 = bits(32) UNKNOWN;
if n == 15 || n == t || m == 15 then UNPREDICTABLE;
```

CONSTRAINED UNPREDICTABLE behavior

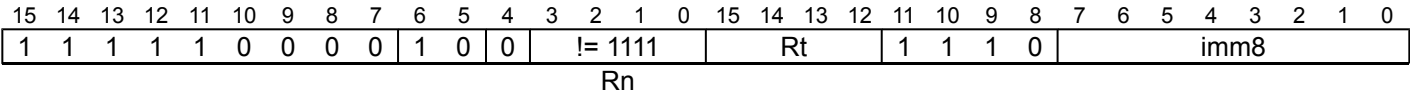
If `n == t`, then one of the following behaviors must occur:

- The instruction is UNDEFINED.
- The instruction executes as NOP.
- The store instruction executes but the value stored is UNKNOWN.

If `n == 15`, then one of the following behaviors must occur:

- The instruction is UNDEFINED.
- The instruction executes as NOP.
- The instruction uses post-indexed addressing with the base register as PC. This is handled as described in [Using R15](#).
- The instruction is treated as if `bit[24] == 1` and `bit[21] == 0`. The instruction uses immediate offset addressing with the base register as PC, without writeback.

T1



T1

```
STRT{<c>}{<q>} <Rt>, [<Rn> {, #<+><imm>}]

if Rn == '1111' then UNDEFINED;
constant t = UInt(Rt); constant n = UInt(Rn); constant postindex = FALSE; constant add = TRUE;
constant register_form = FALSE; constant imm32 = ZeroExtend(imm8, 32);
constant integer m = integer UNKNOWN; constant integer shift_n = integer UNKNOWN;
constant SRTYPE shift_t = SRTYPE UNKNOWN;
// Armv8-A removes UNPREDICTABLE for R13
if t == 15 then UNPREDICTABLE;
```

CONSTRAINED UNPREDICTABLE behavior

If `t == 15`, then one of the following behaviors must occur:

- The instruction is UNDEFINED.
- The instruction executes as NOP.
- The store instruction performs the store using the specified addressing mode but the value corresponding to R15 is UNKNOWN.

For more information about the CONSTRAINED UNPREDICTABLE behavior of this instruction, see [Architectural Constraints on UNPREDICTABLE behaviors](#).

Assembler Symbols

<c>	See <a href="#">Standard assembler syntax fields</a> .						
<q>	See <a href="#">Standard assembler syntax fields</a> .						
<Rt>	For encoding A1 and A2: is the general-purpose register to be transferred, encoded in the "Rt" field. The PC can be used, but this is deprecated.  For encoding T1: is the general-purpose register to be transferred, encoded in the "Rt" field.						
<Rn>	Is the general-purpose base register, encoded in the "Rn" field.						
+/-	For encoding A1: specifies the offset is added to or subtracted from the base register, defaulting to + if omitted and encoded in "U": <table><tr><th>U</th><th>+/-</th></tr><tr><td>0</td><td>-</td></tr><tr><td>1</td><td>+</td></tr></table>	U	+/-	0	-	1	+
U	+/-						
0	-						
1	+						

For encoding A2: specifies the index register is added to or subtracted from the base register, defaulting to + if omitted and encoded in "U":

U	+/-
0	-
1	+

- <Rm> Is the general-purpose index register, encoded in the "Rm" field.
- <shift> The shift to apply to the value read from <Rm>. If absent, no shift is applied. Otherwise, see [Shifts applied to a register](#).
- +
- Specifies the offset is added to the base register.
- <imm> For encoding A1: is the 12-bit unsigned immediate byte offset, in the range 0 to 4095, defaulting to 0 if omitted, and encoded in the "imm12" field.
- For encoding T1: is an optional 8-bit unsigned immediate byte offset, in the range 0 to 255, defaulting to 0 and encoded in the "imm8" field.

## Operation

```

if ConditionPassed() then
    EncodingSpecificOperations();
    if PSTATE.EL == EL2 then UNPREDICTABLE; // Hyp mode
    constant offset = if register_form then Shift(R[m], shift_t, shift_n, PSTATE.C) else imm32;
    constant offset_addr = if add then (R[n] + offset) else (R[n] - offset);
    constant address = if postindex then R[n] else offset_addr;
    bits(32) data;
    if t == 15 then // Only possible for encodings A1 and A2
        data = PCStoreValue();
    else
        data = R[t];
    MemU\_unpriv[address,4] = data;
    if postindex then R[n] = offset_addr;

```

## CONSTRAINED UNPREDICTABLE behavior

If `PSTATE.EL == EL2`, then one of the following behaviors must occur:

- The instruction is UNDEFINED.
- The instruction executes as NOP.
- The instruction executes as STR (immediate).

## Operational information

If CPSR.DIT is 1, the timing of this instruction is insensitive to the value of the data being loaded or stored.

Internal version only: isa v01\_31, pseudocode v2024-03\_rel ; Build timestamp: 2024-03-25T10:05

Copyright © 2010-2024 Arm Limited or its affiliates. All rights reserved. This document is Non-Confidential.

# SUB (immediate, from PC)

Subtract from PC subtracts an immediate value from the Align(PC, 4) value to form a PC-relative address, and writes the result to the destination register. Arm recommends that, where possible, software avoids using this alias.

This is an alias of [ADR](#). This means:

- The encodings in this description are named to match the encodings of [ADR](#).
- The description of [ADR](#) gives the operational pseudocode, any CONSTRAINED UNPREDICTABLE behavior, and any operational information for this instruction.

It has encodings from the following instruction sets: A32 ( [A2](#) ) and T32 ( [T2](#) ).

## A2

31	30	29	28	27	26	25	24	23	22	21	20	19	18	17	16	15	14	13	12	11	10	9	8	7	6	5	4	3	2	1	0	
!= 1111				0	0	1	0	0	1	0	0	1	1	1	1	Rd					imm12											
cond																																

## A2

SUB{<c>}{<q>} <Rd>, PC, #<const>

is equivalent to

ADR{<c>}{<q>} <Rd>, <label>

and is the preferred disassembly when `imm12 == '000000000000'`.

## T2

15	14	13	12	11	10	9	8	7	6	5	4	3	2	1	0	15	14	13	12	11	10	9	8	7	6	5	4	3	2	1	0	
1	1	1	1	0	i	1	0	1	0	1	0	1	1	1	1	0	imm3				Rd				imm8							

## T2

SUB{<c>}{<q>} <Rd>, PC, #<imm12>

is equivalent to

ADR{<c>}{<q>} <Rd>, <label>

and is the preferred disassembly when `i:imm3:imm8 == '000000000000'`.

## Assembler Symbols

<c>	See <a href="#">Standard assembler syntax fields</a> .
<q>	See <a href="#">Standard assembler syntax fields</a> .
<Rd>	For encoding A2: is the general-purpose destination register, encoded in the "Rd" field. If the PC is used, the instruction is a branch to the address calculated by the operation. This is an interworking branch, see <a href="#">Pseudocode description of operations on the AArch32 general-purpose registers and the PC</a> .  For encoding T2: is the general-purpose destination register, encoded in the "Rd" field.
<label>	For encoding A2: the label of an instruction or literal data item whose address is to be loaded into <Rd>. The assembler calculates the required value of the offset from the Align(PC, 4) value of the ADR instruction to this label.  If the offset is zero or positive, encoding A1 is used, with imm32 equal to the offset.  If the offset is negative, encoding A2 is used, with imm32 equal to the size of the offset. That is, the use of encoding A2 indicates that the required offset is minus the value of imm32.  Permitted values of the size of the offset are any of the constants described in <a href="#">Modified immediate constants in A32 instructions</a> .  For encoding T2: the label of an instruction or literal data item whose address is to be loaded into <Rd>. The assembler calculates the required value of the offset from the Align(PC, 4) value of the ADR instruction to this label.



If the offset is zero or positive, encoding T3 is used, with imm32 equal to the offset.

If the offset is negative, encoding T2 is used, with imm32 equal to the size of the offset. That is, the use of encoding T2 indicates that the required offset is minus the value of imm32.

Permitted values of the size of the offset are 0-4095.

<imm12> Is a 12-bit unsigned immediate, in the range 0 to 4095, encoded in the "i:imm3:imm8" field.

<const> An immediate value. See *Modified immediate constants in A32 instructions* for the range of values.

## Operation

The description of [ADR](#) gives the operational pseudocode for this instruction.

Internal version only: isa v01\_31, pseudocode v2024-03\_rel ; Build timestamp: 2024-03-25T10:05

Copyright © 2010-2024 Arm Limited or its affiliates. All rights reserved. This document is Non-Confidential.

## SUB, SUBS (immediate)

Subtract (immediate) subtracts an immediate value from a register value, and writes the result to the destination register.

If the destination register is not the PC, the SUBS variant of the instruction updates the condition flags based on the result.

The field descriptions for <Rd> identify the encodings where the PC is permitted as the destination register. If the destination register is the PC:

- The SUB variant of the instruction is an interworking branch, see [Pseudocode description of operations on the AArch32 general-purpose registers and the PC](#).
- The SUBS variant of the instruction performs an exception return without the use of the stack. In this case:
  - The PE branches to the address written to the PC, and restores [PSTATE](#) from SPSR\_<current\_mode>.
  - The PE checks SPSR\_<current\_mode> for an illegal return event. See [Illegal return events from AArch32 state](#).
  - The instruction is UNDEFINED in Hyp mode, except for encoding T5 with <imm8> set to zero, which is the encoding for the ERET instruction, see [ERET](#).
  - The instruction is CONSTRAINED UNPREDICTABLE in User mode and System mode.

It has encodings from the following instruction sets: A32 ( [A1](#) ) and T32 ( [T1](#) , [T2](#) , [T3](#) , [T4](#) and [T5](#) ).

### A1

31	30	29	28	27	26	25	24	23	22	21	20	19	18	17	16	15	14	13	12	11	10	9	8	7	6	5	4	3	2	1	0
!= 1111				0	0	1	0	0	1	0	S	Rn				Rd				imm12											
cond																															

### SUB (S == 0 && Rn != 11x1)

```
SUB{<c>}{<q>} {<Rd>}, {<Rn>, #<const>
```

### SUBS (S == 1 && Rn != 1101)

```
SUBS{<c>}{<q>} {<Rd>}, {<Rn>, #<const>
```

```
if Rn == '1111' && S == '0' then SEE "ADR";
if Rn == '1101' then SEE "SUB (SP minus immediate)";
constant d = UInt(Rd); constant n = UInt(Rn); constant setflags = (S == '1');
constant imm32 = A32ExpandImm(imm12);
```

### T1

15	14	13	12	11	10	9	8	7	6	5	4	3	2	1	0
0	0	0	1	1	1	1	imm3				Rn		Rd		

### T1

```
SUB<c>{<q>} <Rd>, <Rn>, #<imm3> // (Inside IT block)
```

```
SUBS{<q>} <Rd>, <Rn>, #<imm3> // (Outside IT block)
```

```
constant d = UInt(Rd); constant n = UInt(Rn); constant setflags = !InITBlock();
constant imm32 = ZeroExtend(imm3, 32);
```

### T2

15	14	13	12	11	10	9	8	7	6	5	4	3	2	1	0
0	0	1	1	1	Rdn				imm8						

T2

```
SUB<c>{<q>} <Rdn>, #<imm8> // (Inside IT block, and <Rdn>, <imm8> can be represented in T1)

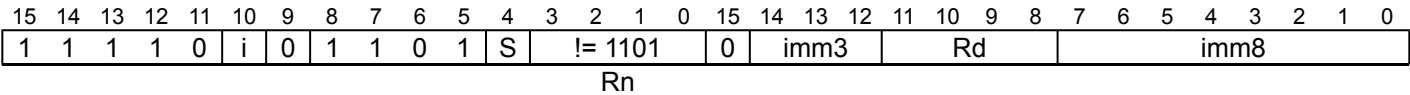
SUB<c>{<q>} {<Rdn>,} <Rdn>, #<imm8> // (Inside IT block, and <Rdn>, <imm8> cannot be represented in T1)

SUBS{<q>} <Rdn>, #<imm8> // (Outside IT block, and <Rdn>, <imm8> can be represented in T1)

SUBS{<q>} {<Rdn>,} <Rdn>, #<imm8> // (Outside IT block, and <Rdn>, <imm8> cannot be represented in T1)

constant d = UInt(Rdn);  constant n = UInt(Rdn);  constant setflags = !InITBlock();
constant imm32 = ZeroExtend(imm8, 32);
```

T3



SUB (S == 0)

```
SUB<c>.W {<Rd>,} <Rn>, #<const> // (Inside IT block, and <Rd>, <Rn>, <const> can be represented in T1 or

SUB{<c>}{<q>} {<Rd>,} <Rn>, #<const>
```

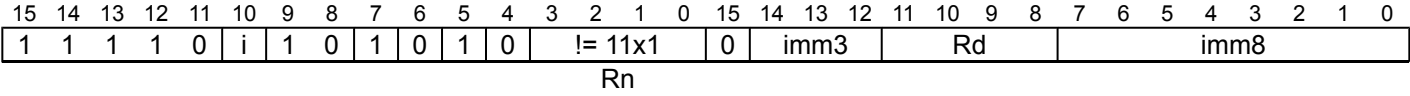
SUBS (S == 1 && Rd != 1111)

```
SUBS.W {<Rd>,} <Rn>, #<const> // (Outside IT block, and <Rd>, <Rn>, <const> can be represented in T1 or T

SUBS{<c>}{<q>} {<Rd>,} <Rn>, #<const>

if Rd == '1111' && S == '1' then SEE "CMP (immediate)";
if Rn == '1101' then SEE "SUB (SP minus immediate)";
constant d = UInt(Rd);  constant n = UInt(Rn);  constant setflags = (S == '1');
constant imm32 = T32ExpandImm(i:imm3:imm8);
// Armv8-A removes UNPREDICTABLE for R13
if (d == 15 && !setflags) || n == 15 then UNPREDICTABLE;
```

T4



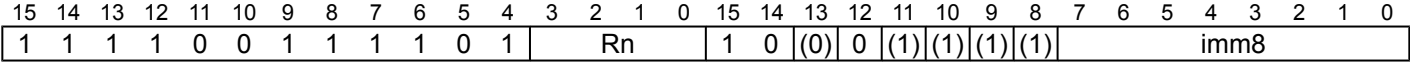
T4

```
SUB{<c>}{<q>} {<Rd>,} <Rn>, #<imm12> // (<imm12> cannot be represented in T1, T2, or T3)

SUBW{<c>}{<q>} {<Rd>,} <Rn>, #<imm12> // (<imm12> can be represented in T1, T2, or T3)

if Rn == '1111' then SEE "ADR";
if Rn == '1101' then SEE "SUB (SP minus immediate)";
constant d = UInt(Rd);  constant n = UInt(Rn);  constant setflags = FALSE;
constant imm32 = ZeroExtend(i:imm3:imm8, 32);
// Armv8-A removes UNPREDICTABLE for R13
if d == 15 then UNPREDICTABLE;
```

T5



**T5** **!(Rn == 1110 && imm8 == 00000000)**

SUBS{<c>}{<q>} PC, LR, #<imm8>

```
if Rn == '1110' && IsZero(imm8) then SEE "ERET";
constant d = 15; constant n = UInt(Rn); constant setflags = TRUE;
constant imm32 = ZeroExtend(imm8, 32);
if n != 14 then UNPREDICTABLE;
if InITBlock() && !LastInITBlock() then UNPREDICTABLE;
```

For more information about the CONSTRAINED UNPREDICTABLE behavior of this instruction, see [Architectural Constraints on UNPREDICTABLE behaviors](#), and particularly [SUBS PC, LR and related instructions \(A32\)](#) and [SUBS PC, LR and related instructions \(T32\)](#).

## Assembler Symbols

<c>	See <a href="#">Standard assembler syntax fields</a> .
<q>	See <a href="#">Standard assembler syntax fields</a> .
<Rdn>	Is the general-purpose source and destination register, encoded in the "Rdn" field.
<imm8>	For encoding T2: is a 8-bit unsigned immediate, in the range 0 to 255, encoded in the "imm8" field. For encoding T5: is a 8-bit unsigned immediate, in the range 0 to 255, encoded in the "imm8" field. If <Rn> is the LR, and zero is used, see <a href="#">ERET</a> .
<Rd>	For encoding A1: is the general-purpose destination register, encoded in the "Rd" field. If omitted, this register is the same as <Rn>. If the PC is used: <ul style="list-style-type: none"><li>For the SUB variant, the instruction is a branch to the address calculated by the operation. This is an interworking branch, see <a href="#">Pseudocode description of operations on the AArch32 general-purpose registers and the PC</a>.</li><li>For the SUBS variant, the instruction performs an exception return, that restores <a href="#">PSTATE</a> from SPSR_&lt;current_mode&gt;. Arm deprecates use of this instruction unless &lt;Rn&gt; is the LR.</li></ul> For encoding T1, T3 and T4: is the general-purpose destination register, encoded in the "Rd" field. If omitted, this register is the same as <Rn>.
<Rn>	For encoding A1 and T4: is the general-purpose source register, encoded in the "Rn" field. If the SP is used, see <a href="#">SUB (SP minus immediate)</a> . If the PC is used, see <a href="#">ADR</a> . For encoding T1: is the general-purpose source register, encoded in the "Rn" field. For encoding T3: is the general-purpose source register, encoded in the "Rn" field. If the SP is used, see <a href="#">SUB (SP minus immediate)</a> .
<imm3>	Is a 3-bit unsigned immediate, in the range 0 to 7, encoded in the "imm3" field.
<imm12>	Is a 12-bit unsigned immediate, in the range 0 to 4095, encoded in the "i:imm3:imm8" field.
<const>	For encoding A1: an immediate value. See <a href="#">Modified immediate constants in A32 instructions</a> for the range of values. For encoding T3: an immediate value. See <a href="#">Modified immediate constants in T32 instructions</a> for the range of values.

In the T32 instruction set, MOVS{<c>}{<q>} PC, LR is a pseudo-instruction for SUBS{<c>}{<q>} PC, LR, #0.

## Operation

```
if ConditionPassed() then
    EncodingSpecificOperations();
    constant (result, nzcvc) = AddWithCarry(R[n], NOT(imm32), '1');
    if d == 15 then
        if setflags then
            ALUEXCEPTIONReturn(result);
        else
            ALUWritePC(result);
    else
        R[d] = result;
        if setflags then
            PSTATE.<N,Z,C,V> = nzcvc;
```

## Operational information

If CPSR.DIT is 1 and this instruction does not use R15 as either its source or destination:

- The execution time of this instruction is independent of:
  - The values of the data supplied in any of its registers.

- The values of the NZCV flags.
- The response of this instruction to asynchronous exceptions does not vary based on:
  - The values of the data supplied in any of its registers.
  - The values of the NZCV flags.

Internal version only: isa v01\_31, pseudocode v2024-03\_rel ; Build timestamp: 2024-03-25T10:05

Copyright © 2010-2024 Arm Limited or its affiliates. All rights reserved. This document is Non-Confidential.

# SUB, SUBS (register)

Subtract (register) subtracts an optionally-shifted register value from a register value, and writes the result to the destination register. If the destination register is not the PC, the SUBS variant of the instruction updates the condition flags based on the result. The field descriptions for <Rd> identify the encodings where the PC is permitted as the destination register. However, when the destination register is the PC:

- The SUB variant of the instruction is an interworking branch, see *Pseudocode description of operations on the AArch32 general-purpose registers and the PC*.
- The SUBS variant of the instruction performs an exception return without the use of the stack. Arm deprecates use of this instruction. However, in this case:
  - The PE branches to the address written to the PC, and restores *PSTATE* from SPSR\_<current\_mode>.
  - The PE checks SPSR\_<current\_mode> for an illegal return event. See *Illegal return events from AArch32 state*.
  - The instruction is UNDEFINED in Hyp mode.
  - The instruction is CONSTRAINED UNPREDICTABLE in User mode and System mode.

It has encodings from the following instruction sets: A32 ( [A1](#) ) and T32 ( [T1](#) and [T2](#) ).

## A1

31	30	29	28	27	26	25	24	23	22	21	20	19	18	17	16	15	14	13	12	11	10	9	8	7	6	5	4	3	2	1	0
!= 1111				0	0	0	0	0	1	0	S	!= 1101				Rd				imm5				stype		0	Rm				
cond												Rn																			

SUB, rotate right with extend (S == 0 && imm5 == 00000 && stype == 11)

```
SUB{<c>}{<q>} {<Rd>}, <Rn>, <Rm>, RRX
```

SUB, shift or rotate by value (S == 0 && !(imm5 == 00000 && stype == 11))

```
SUB{<c>}{<q>} {<Rd>}, <Rn>, <Rm> {, <shift> #<amount>}
```

SUBS, rotate right with extend (S == 1 && imm5 == 00000 && stype == 11)

```
SUBS{<c>}{<q>} {<Rd>}, <Rn>, <Rm>, RRX
```

SUBS, shift or rotate by value (S == 1 && !(imm5 == 00000 && stype == 11))

```
SUBS{<c>}{<q>} {<Rd>}, <Rn>, <Rm> {, <shift> #<amount>}
```

```
if Rn == '1101' then SEE "SUB (SP minus register)";
constant d = UInt(Rd); constant n = UInt(Rn); constant m = UInt(Rm);
constant setflags = (S == '1');
constant (shift_t, shift_n) = DecodeImmShift(stype, imm5);
```

## T1

15	14	13	12	11	10	9	8	7	6	5	4	3	2	1	0
0	0	0	1	1	0	1	Rm				Rn		Rd		

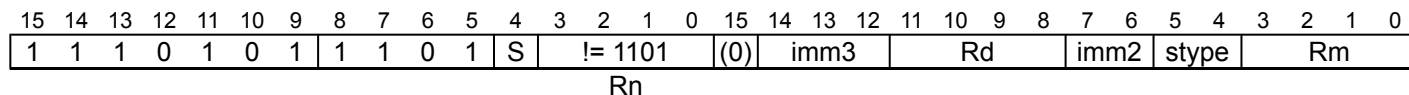
## T1

```
SUB<c>{<q>} <Rd>, <Rn>, <Rm> // (Inside IT block)

SUBS{<q>} {<Rd>}, <Rn>, <Rm> // (Outside IT block)
```

```
constant d = UInt(Rd); constant n = UInt(Rn); constant m = UInt(Rm);
constant setflags = !InITBlock();
constant (shift_t, shift_n) = (SRTYPE_LSL, 0);
```

## T2



**SUB, rotate right with extend (S == 0 && imm3 == 000 && imm2 == 00 && stype == 11)**

SUB{<c>}{<q>} {<Rd>}, <Rn>, <Rm>, RRX

**SUB, shift or rotate by value (S == 0 && !(imm3 == 000 && imm2 == 00 && stype == 11))**

SUB<c>.W {<Rd>}, <Rn>, <Rm> // (Inside IT block, and <Rd>, <Rn>, <Rm> can be represented in T1)

SUB{<c>}{<q>} {<Rd>}, <Rn>, <Rm> {, <shift> #<amount>}

**SUBS, rotate right with extend (S == 1 && imm3 == 000 && Rd != 1111 && imm2 == 00 && stype == 11)**

SUBS{<c>}{<q>} {<Rd>}, <Rn>, <Rm>, RRX

**SUBS, shift or rotate by value (S == 1 && !(imm3 == 000 && imm2 == 00 && stype == 11) && Rd != 1111)**

SUBS.W {<Rd>}, <Rn>, <Rm> // (Outside IT block, and <Rd>, <Rn>, <Rm> can be represented in T1)

SUBS{<c>}{<q>} {<Rd>}, <Rn>, <Rm> {, <shift> #<amount>}

```
if Rd == '1111' && S == '1' then SEE "CMP (register)";
if Rn == '1101' then SEE "SUB (SP minus register)";
constant d = UInt(Rd); constant n = UInt(Rn); constant m = UInt(Rm);
constant setflags = (S == '1');
constant (shift_t, shift_n) = DecodeImmShift(stype, imm3:imm2);
// Armv8-A removes UNPREDICTABLE for R13
if (d == 15 && !setflags) || n == 15 || m == 15 then UNPREDICTABLE;
```

For more information about the CONSTRAINED UNPREDICTABLE behavior of this instruction, see [Architectural Constraints on UNPREDICTABLE behaviors](#).

## Assembler Symbols

<c> See [Standard assembler syntax fields](#).

<q> See [Standard assembler syntax fields](#).

<Rd> For encoding A1: is the general-purpose destination register, encoded in the "Rd" field. If omitted, this register is the same as <Rn>. Arm deprecates using the PC as the destination register, but if the PC is used:

- For the SUB variant, the instruction is a branch to the address calculated by the operation. This is an interworking branch, see [Pseudocode description of operations on the AArch32 general-purpose registers and the PC](#).
- For the SUBS variant, the instruction performs an exception return, that restores [PSTATE](#) from SPSR\_<current\_mode>.

For encoding T1 and T2: is the general-purpose destination register, encoded in the "Rd" field. If omitted, this register is the same as <Rn>.

<Rn> For encoding A1: is the first general-purpose source register, encoded in the "Rn" field. The PC can be used, but this is deprecated. If the SP is used, see [SUB \(SP minus register\)](#).

For encoding T1: is the first general-purpose source register, encoded in the "Rn" field.

For encoding T2: is the first general-purpose source register, encoded in the "Rn" field. If the SP is used, see [SUB \(SP minus register\)](#).

<Rm> For encoding A1: is the second general-purpose source register, encoded in the "Rm" field. The PC can be used, but this is deprecated.

For encoding T1 and T2: is the second general-purpose source register, encoded in the "Rm" field.

<shift> Is the type of shift to be applied to the second source register, encoded in "stype":

stype	<shift>
00	LSL
01	LSR
10	ASR
11	ROR

<amount> For encoding A1: is the shift amount, in the range 1 to 31 (when <shift> = LSL or ROR) or 1 to 32 (when <shift> = LSR or ASR) encoded in the "imm5" field as <amount> modulo 32.

For encoding T2: is the shift amount, in the range 1 to 31 (when <shift> = LSL or ROR) or 1 to 32 (when <shift> = LSR or ASR), encoded in the "imm3:imm2" field as <amount> modulo 32.

## Operation

```

if ConditionPassed() then
    EncodingSpecificOperations();
    constant shifted = Shift(R[m], shift_t, shift_n, PSTATE.C);
    constant (result, nzcvc) = AddWithCarry(R[n], NOT(shifted), '1');
    if d == 15 then // Can only occur for A32 encoding
        if setflags then
            ALUExceptionReturn(result);
        else
            ALUWritePC(result);
    else
        R[d] = result;
        if setflags then
            PSTATE.<N,Z,C,V> = nzcvc;

```

## Operational information

If CPSR.DIT is 1 and this instruction does not use R15 as either its source or destination:

- The execution time of this instruction is independent of:
  - The values of the data supplied in any of its registers.
  - The values of the NZCV flags.
- The response of this instruction to asynchronous exceptions does not vary based on:
  - The values of the data supplied in any of its registers.
  - The values of the NZCV flags.

Internal version only: isa v01\_31, pseudocode v2024-03\_rel ; Build timestamp: 2024-03-25T10:05

Copyright © 2010-2024 Arm Limited or its affiliates. All rights reserved. This document is Non-Confidential.



# SUB, SUBS (register-shifted register)

Subtract (register-shifted register) subtracts a register-shifted register value from a register value, and writes the result to the destination register. It can optionally update the condition flags based on the result.

## A1

31	30	29	28	27	26	25	24	23	22	21	20	19	18	17	16	15	14	13	12	11	10	9	8	7	6	5	4	3	2	1	0
!= 1111				0	0	0	0	0	1	0	S	Rn				Rd				Rs				0	stype	1	Rm				
cond																															

### Flag setting (S == 1)

SUBS{<c>}{<q>} {<Rd>}, {<Rn>, <Rm>, <shift> <Rs>}

### Not flag setting (S == 0)

SUB{<c>}{<q>} {<Rd>}, {<Rn>, <Rm>, <shift> <Rs>}

```
constant d = UInt(Rd);  constant n = UInt(Rn);  constant m = UInt(Rm);  constant s = UInt(Rs);
constant setflags = (S == '1');  constant shift_t = DecodeRegShift(stype);
if d == 15 || n == 15 || m == 15 || s == 15 then UNPREDICTABLE;
```

For more information about the CONSTRAINED UNPREDICTABLE behavior of this instruction, see [Architectural Constraints on UNPREDICTABLE behaviors](#).

## Assembler Symbols

- <c> See [Standard assembler syntax fields](#).
- <q> See [Standard assembler syntax fields](#).
- <Rd> Is the general-purpose destination register, encoded in the "Rd" field.
- <Rn> Is the first general-purpose source register, encoded in the "Rn" field.
- <Rm> Is the second general-purpose source register, encoded in the "Rm" field.
- <shift> Is the type of shift to be applied to the second source register, encoded in "stype":

stype	<shift>
00	LSL
01	LSR
10	ASR
11	ROR

- <Rs> Is the third general-purpose source register holding a shift amount in its bottom 8 bits, encoded in the "Rs" field.

## Operation

```
if ConditionPassed() then
    EncodingSpecificOperations();
    constant shift_n = UInt(R[s]<7:0>);
    constant shifted = Shift(R[m], shift_t, shift_n, PSTATE.C);
    constant (result, nzcvc) = AddWithCarry(R[n], NOT(shifted), '1');
    R[d] = result;
    if setflags then
        PSTATE.<N,Z,C,V> = nzcvc;
```

## Operational information

- If CPSR.DIT is 1, this instruction has passed its condition execution check, and does not use R15 as either its source or destination:
- The execution time of this instruction is independent of:

- The values of the data supplied in any of its registers.
- The values of the NZCV flags.
- The response of this instruction to asynchronous exceptions does not vary based on:
  - The values of the data supplied in any of its registers.
  - The values of the NZCV flags.

Internal version only: isa v01\_31, pseudocode v2024-03\_rel ; Build timestamp: 2024-03-25T10:05

Copyright © 2010-2024 Arm Limited or its affiliates. All rights reserved. This document is Non-Confidential.

## SUB, SUBS (SP minus immediate)

Subtract from SP (immediate) subtracts an immediate value from the SP value, and writes the result to the destination register.

If the destination register is not the PC, the SUBS variant of the instruction updates the condition flags based on the result.

The field descriptions for <Rd> identify the encodings where the PC is permitted as the destination register. If the destination register is the PC:

- The SUB variant of the instruction is an interworking branch, see [Pseudocode description of operations on the AArch32 general-purpose registers and the PC](#).
- The SUBS variant of the instruction performs an exception return without the use of the stack. Arm deprecates use of this instruction. However, in this case:
  - The PE branches to the address written to the PC, and restores *PSTATE* from SPSR\_<current\_mode>.
  - The PE checks SPSR\_<current\_mode> for an illegal return event. See [Illegal return events from AArch32 state](#).
  - The instruction is UNDEFINED in Hyp mode.
  - The instruction is CONSTRAINED UNPREDICTABLE in User mode and System mode.

It has encodings from the following instruction sets: A32 ( [A1](#) ) and T32 ( [T1](#) , [T2](#) and [T3](#) ).

### A1

31	30	29	28	27	26	25	24	23	22	21	20	19	18	17	16	15	14	13	12	11	10	9	8	7	6	5	4	3	2	1	0
!= 1111				0	0	1	0	0	1	0	S	1	1	0	1	Rd				imm12											
cond																															

### SUB (S == 0)

```
SUB{<c>}{<q>} {<Rd>}, SP, #<const>
```

### SUBS (S == 1)

```
SUBS{<c>}{<q>} {<Rd>}, SP, #<const>
```

```
constant d = UInt(Rd); constant setflags = (S == '1'); constant imm32 = A32ExpandImm(imm12);
```

### T1

15	14	13	12	11	10	9	8	7	6	5	4	3	2	1	0
1	0	1	1	0	0	0	0	1	imm7						

### T1

```
SUB{<c>}{<q>} {SP}, SP, #<imm7>
```

```
constant d = 13; constant setflags = FALSE; constant imm32 = ZeroExtend(imm7:'00', 32);
```

### T2

15	14	13	12	11	10	9	8	7	6	5	4	3	2	1	0	15	14	13	12	11	10	9	8	7	6	5	4	3	2	1	0	
1	1	1	1	0	i	0	1	1	0	1	S	1	1	0	1	0	imm3				Rd				imm8							

### SUB (S == 0)

```
SUB{<c>}.W {<Rd>}, SP, #<const> // (<Rd>, <const> can be represented in T1)
```

```
SUB{<c>}{<q>} {<Rd>}, SP, #<const>
```

### SUBS (S == 1 && Rd != 1111)

```
SUBS{<c>}{<q>} {<Rd>}, SP, #<const>
```

```
if Rd == '1111' && S == '1' then SEE "CMP (immediate)";
constant d = UInt(Rd); constant setflags = (S == '1'); constant imm32 = T32ExpandImm(i:imm3:imm8);
if d == 15 && !setflags then UNPREDICTABLE;
```

T3

15	14	13	12	11	10	9	8	7	6	5	4	3	2	1	0	15	14	13	12	11	10	9	8	7	6	5	4	3	2	1	0
1	1	1	1	0	i	1	0	1	0	1	0	1	1	0	1	0	imm3			Rd			imm8								

T3

```
SUB{<c>}{<q>} {<Rd>}, SP, #<imm12> // (<imm12> cannot be represented in T1, T2, or T3)

SUBW{<c>}{<q>} {<Rd>}, SP, #<imm12> // (<imm12> can be represented in T1, T2, or T3)

constant d = UInt(Rd); constant setflags = FALSE; constant imm32 = ZeroExtend(i:imm3:imm8, 32);
if d == 15 then UNPREDICTABLE;
```

For more information about the CONSTRAINED UNPREDICTABLE behavior of this instruction, see [Architectural Constraints on UNPREDICTABLE behaviors](#).

Assembler Symbols

- <c> See [Standard assembler syntax fields](#).
- <q> See [Standard assembler syntax fields](#).
- SP, Is the stack pointer.
- <imm7> Is the unsigned immediate, a multiple of 4, in the range 0 to 508, encoded in the "imm7" field as <imm7>/4.
- <Rd> For encoding A1: is the general-purpose destination register, encoded in the "Rd" field. If omitted, this register is the SP. If the PC is used:
  - For the SUB variant, the instruction is a branch to the address calculated by the operation. This is an interworking branch, see [Pseudocode description of operations on the AArch32 general-purpose registers and the PC](#).
  - For the SUBS variant, the instruction performs an exception return, that restores [PSTATE](#) from SPSR\_<current\_mode>. Arm deprecates use of this instruction unless <Rn> is the LR.For encoding T2 and T3: is the general-purpose destination register, encoded in the "Rd" field. If omitted, this register is the SP.
- <imm12> Is a 12-bit unsigned immediate, in the range 0 to 4095, encoded in the "i:imm3:imm8" field.
- <const> For encoding A1: an immediate value. See [Modified immediate constants in A32 instructions](#) for the range of values.  
For encoding T2: an immediate value. See [Modified immediate constants in T32 instructions](#) for the range of values.

Operation

```
if ConditionPassed() then
    EncodingSpecificOperations();
    constant (result, nzcvc) = AddWithCarry(R[13], NOT(imm32), '1');
    if d == 15 then // Can only occur for A32 encoding
        if setflags then
            ALUExceptionReturn(result);
        else
            ALUWritePC(result);
    else
        R[d] = result;
        if setflags then
            PSTATE.<N,Z,C,V> = nzcvc;
```

## SUB, SUBS (SP minus register)

Subtract from SP (register) subtracts an optionally-shifted register value from the SP value, and writes the result to the destination register. If the destination register is not the PC, the SUBS variant of the instruction updates the condition flags based on the result. The field descriptions for <Rd> identify the encodings where the PC is permitted as the destination register. If the destination register is the PC:

- The SUB variant of the instruction is an interworking branch, see *Pseudocode description of operations on the AArch32 general-purpose registers and the PC*.
- The SUBS variant of the instruction performs an exception return without the use of the stack. Arm deprecates use of this instruction. However, in this case:
  - The PE branches to the address written to the PC, and restores *PSTATE* from SPSR\_<current\_mode>.
  - The PE checks SPSR\_<current\_mode> for an illegal return event. See *Illegal return events from AArch32 state*.
  - The instruction is UNDEFINED in Hyp mode.
  - The instruction is CONSTRAINED UNPREDICTABLE in User mode and System mode.

It has encodings from the following instruction sets: A32 ( [A1](#) ) and T32 ( [T1](#) ).

### A1

31	30	29	28	27	26	25	24	23	22	21	20	19	18	17	16	15	14	13	12	11	10	9	8	7	6	5	4	3	2	1	0
!= 1111				0	0	0	0	0	1	0	S	1	1	0	1	Rd				imm5				stype		0	Rm				
cond																															

**SUB, rotate right with extend (S == 0 && imm5 == 00000 && stype == 11)**

```
SUB{<c>}{<q>} {<Rd>}, SP, <Rm> , RRX
```

**SUB, shift or rotate by value (S == 0 && !(imm5 == 00000 && stype == 11))**

```
SUB{<c>}{<q>} {<Rd>}, SP, <Rm> {, <shift> #<amount>}
```

**SUBS, rotate right with extend (S == 1 && imm5 == 00000 && stype == 11)**

```
SUBS{<c>}{<q>} {<Rd>}, SP, <Rm> , RRX
```

**SUBS, shift or rotate by value (S == 1 && !(imm5 == 00000 && stype == 11))**

```
SUBS{<c>}{<q>} {<Rd>}, SP, <Rm> {, <shift> #<amount>}
```

```
constant d = UInt(Rd);  constant m = UInt(Rm);  constant setflags = (S == '1');
constant (shift_t, shift_n) = DecodeImmShift(stype, imm5);
```

### T1

15	14	13	12	11	10	9	8	7	6	5	4	3	2	1	0	15	14	13	12	11	10	9	8	7	6	5	4	3	2	1	0	
1	1	1	0	1	0	1	1	1	0	1	S	1	1	0	1	(0)	imm3				Rd				imm2		stype		Rm			

**SUB, rotate right with extend (S == 0 && imm3 == 000 && imm2 == 00 && stype == 11)**

SUB{<c>}{<q>} {<Rd>}, SP, <Rm>, RRX

**SUB, shift or rotate by value (S == 0 && !(imm3 == 000 && imm2 == 00 && stype == 11))**

SUB{<c>}.W {<Rd>}, SP, <Rm> // (<Rd>, <Rm> can be represented in T1 or T2)

SUB{<c>}{<q>} {<Rd>}, SP, <Rm> {, <shift> #<amount>}

**SUBS, rotate right with extend (S == 1 && imm3 == 000 && Rd != 1111 && imm2 == 00 && stype == 11)**

SUBS{<c>}{<q>} {<Rd>}, SP, <Rm>, RRX

**SUBS, shift or rotate by value (S == 1 && !(imm3 == 000 && imm2 == 00 && stype == 11) && Rd != 1111)**

SUBS{<c>}{<q>} {<Rd>}, SP, <Rm> {, <shift> #<amount>}

```
if Rd == '1111' && S == '1' then SEE "CMP (register)";
constant d = UInt(Rd); constant m = UInt(Rm); constant setflags = (S == '1');
constant (shift_t, shift_n) = DecodeImmShift(stype, imm3:imm2);
// Armv8-A removes UNPREDICTABLE for R13
if (d == 15 && !setflags) || m == 15 then UNPREDICTABLE;
```

For more information about the CONSTRAINED UNPREDICTABLE behavior of this instruction, see [Architectural Constraints on UNPREDICTABLE behaviors](#).

Assembler Symbols

- <c> See [Standard assembler syntax fields](#).
- <q> See [Standard assembler syntax fields](#).
- <Rd> For encoding A1: is the general-purpose destination register, encoded in the "Rd" field. If omitted, this register is the SP. Arm deprecates using the PC as the destination register, but if the PC is used:
  - For the SUB variant, the instruction is a branch to the address calculated by the operation. This is an interworking branch, see [Pseudocode description of operations on the AArch32 general-purpose registers and the PC](#).
  - For the SUBS variant, the instruction performs an exception return, that restores [PSTATE](#) from SPSR\_<current\_mode>.For encoding T1: is the general-purpose destination register, encoded in the "Rd" field. If omitted, this register is the SP.
- <Rm> For encoding A1: is the second general-purpose source register, encoded in the "Rm" field. The PC can be used, but this is deprecated.  
For encoding T1: is the second general-purpose source register, encoded in the "Rm" field.
- <shift> Is the type of shift to be applied to the second source register, encoded in "stype":

stype	<shift>
00	LSL
01	LSR
10	ASR
11	ROR
- <amount> For encoding A1: is the shift amount, in the range 1 to 31 (when <shift> = LSL or ROR) or 1 to 32 (when <shift> = LSR or ASR) encoded in the "imm5" field as <amount> modulo 32.  
For encoding T1: is the shift amount, in the range 1 to 31 (when <shift> = LSL or ROR) or 1 to 32 (when <shift> = LSR or ASR), encoded in the "imm3:imm2" field as <amount> modulo 32.

## Operation

```
if ConditionPassed() then
    EncodingSpecificOperations();
    constant shifted = Shift(R[m], shift_t, shift_n, PSTATE.C);
    constant (result, nzcvc) = AddWithCarry(R[13], NOT(shifted), '1');
    if d == 15 then          // Can only occur for A32 encoding
        if setflags then
            ALUExceptionReturn(result);
        else
            ALUWritePC(result);
    else
        R[d] = result;
        if setflags then
            PSTATE.<N,Z,C,V> = nzcvc;
```

Internal version only: isa v01\_31, pseudocode v2024-03\_rel ; Build timestamp: 2024-03-25T10:05

Copyright © 2010-2024 Arm Limited or its affiliates. All rights reserved. This document is Non-Confidential.

# SVC

Supervisor Call causes a Supervisor Call exception. For more information, see [Supervisor Call \(SVC\) exception](#).

## Note

SVC was previously called SWI, Software Interrupt, and this name is still found in some documentation.

Software can use this instruction as a call to an operating system to provide a service.

In the following cases, the Supervisor Call exception generated by the SVC instruction is taken to Hyp mode:

- If the SVC is executed in Hyp mode.
- If [HCR.TGE](#) is set to 1, and the SVC is executed in Non-secure User mode. For more information, see [Supervisor Call exception, when HCR.TGE is set to 1](#)

In these cases, the [HSR, Hyp Syndrome Register](#) identifies that the exception entry was caused by a Supervisor Call exception, EC value 0x11, see [Use of the HSR](#). The immediate field in the [HSR](#):

- If the SVC is unconditional:
  - For the T32 instruction, is the zero-extended value of the imm8 field.
  - For the A32 instruction, is the least-significant 16 bits the imm24 field.
- If the SVC is conditional, is UNKNOWN.

It has encodings from the following instruction sets: A32 ( [A1](#) ) and T32 ( [T1](#) ).

## A1

31	30	29	28	27	26	25	24	23	22	21	20	19	18	17	16	15	14	13	12	11	10	9	8	7	6	5	4	3	2	1	0
!= 1111				1	1	1	1	imm24																							
cond																															

## A1

```
SVC{<c>}{<q>} {#}<imm>

constant imm32 = ZeroExtend(imm24, 32);
```

## T1

15	14	13	12	11	10	9	8	7	6	5	4	3	2	1	0
1	1	0	1	1	1	1	1	imm8							

## T1

```
SVC{<c>}{<q>} {#}<imm>

constant imm32 = ZeroExtend(imm8, 32);
```

## Assembler Symbols

- <c> See [Standard assembler syntax fields](#).
- <q> See [Standard assembler syntax fields](#).
- <imm> For encoding A1: is a 24-bit unsigned immediate, in the range 0 to 16777215, encoded in the "imm24" field. This value is for assembly and disassembly only. SVC handlers in some systems interpret imm24 in software, for example to determine the required service.  
  
For encoding T1: is a 8-bit unsigned immediate, in the range 0 to 255, encoded in the "imm8" field. This value is for assembly and disassembly only. SVC handlers in some systems interpret imm8 in software, for example to determine the required service.



## Operation

```
if ConditionPassed() then
    EncodingSpecificOperations();
    AArch32.CheckForSVCTrap(imm32<15:0>);
    AArch32.CallSupervisor(imm32<15:0>);
```

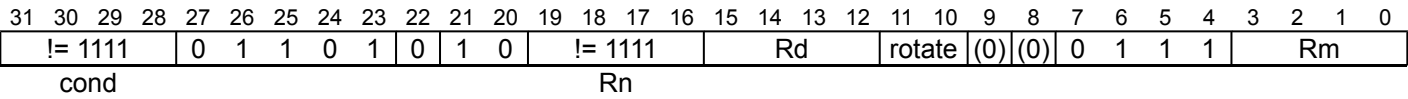
Internal version only: isa v01\_31, pseudocode v2024-03\_rel ; Build timestamp: 2024-03-25T10:05

Copyright © 2010-2024 Arm Limited or its affiliates. All rights reserved. This document is Non-Confidential.

SXTAB

Signed Extend and Add Byte extracts an 8-bit value from a register, sign-extends it to 32 bits, adds the result to the value in another register, and writes the final result to the destination register. The instruction can specify a rotation by 0, 8, 16, or 24 bits before extracting the 8-bit value. It has encodings from the following instruction sets: A32 ( [A1](#) ) and T32 ( [T1](#) ).

A1

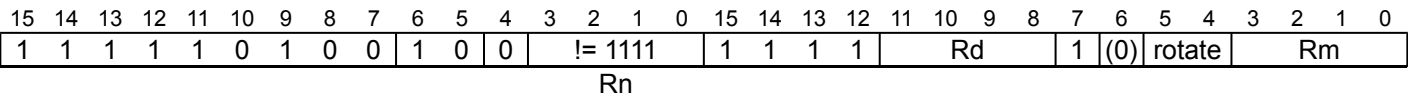


A1

```
SXTAB{<c>}{<q>} {<Rd>,<Rn>,<Rm> {,<ROR #<amount>}}

if Rn == '1111' then SEE "SXTB";
constant d = UInt(Rd); constant n = UInt(Rn); constant m = UInt(Rm);
constant rotation = UInt(rotate:'000');
if d == 15 || m == 15 then UNPREDICTABLE;
```

T1



T1

```
SXTAB{<c>}{<q>} {<Rd>,<Rn>,<Rm> {,<ROR #<amount>}}

if Rn == '1111' then SEE "SXTB";
constant d = UInt(Rd); constant n = UInt(Rn); constant m = UInt(Rm);
constant rotation = UInt(rotate:'000');
// Armv8-A removes UNPREDICTABLE for R13
if d == 15 || m == 15 then UNPREDICTABLE;
```

For more information about the CONSTRAINED UNPREDICTABLE behavior of this instruction, see [Architectural Constraints on UNPREDICTABLE behaviors](#).

Assembler Symbols

- <c> See [Standard assembler syntax fields](#).
- <q> See [Standard assembler syntax fields](#).
- <Rd> Is the general-purpose destination register, encoded in the "Rd" field.
- <Rn> Is the first general-purpose source register, encoded in the "Rn" field.
- <Rm> Is the second general-purpose source register, encoded in the "Rm" field.
- <amount> Is the rotate amount, encoded in “rotate”:

rotate	<amount>
00	(omitted)
01	8
10	16
11	24

## Operation

```
if ConditionPassed() then
    EncodingSpecificOperations();
    constant rotated = ROR(R[m], rotation);
    R[d] = R[n] + SignExtend(rotated<7:0>, 32);
```

## Operational information

If CPSR.DIT is 1, this instruction has passed its condition execution check, and does not use R15 as either its source or destination:

- The execution time of this instruction is independent of:
  - The values of the data supplied in any of its registers.
  - The values of the NZCV flags.
- The response of this instruction to asynchronous exceptions does not vary based on:
  - The values of the data supplied in any of its registers.
  - The values of the NZCV flags.

Internal version only: isa v01\_31, pseudocode v2024-03\_rel ; Build timestamp: 2024-03-25T10:05

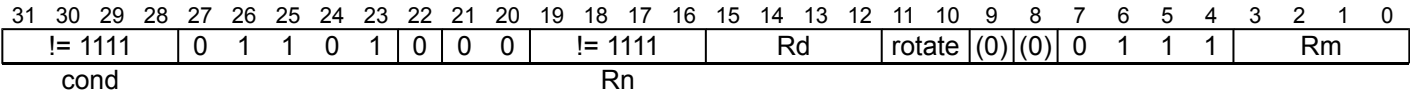
Copyright © 2010-2024 Arm Limited or its affiliates. All rights reserved. This document is Non-Confidential.

SXTAB16

Signed Extend and Add Byte 16 extracts two 8-bit values from a register, sign-extends them to 16 bits each, adds the results to two 16-bit values from another register, and writes the final results to the destination register. The instruction can specify a rotation by 0, 8, 16, or 24 bits before extracting the 8-bit values.

It has encodings from the following instruction sets: A32 ( [A1](#) ) and T32 ( [T1](#) ) .

A1

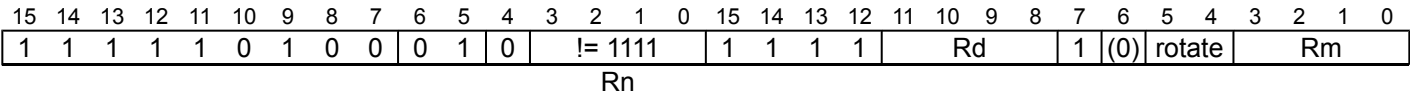


A1

```
SXTAB16{<c>}{<q>} {<Rd>,<Rn>,<Rm> {,<ROR #<amount>}}
```

```
if Rn == '1111' then SEE "SXTB16";
constant d = UInt(Rd);  constant n = UInt(Rn);  constant m = UInt(Rm);
constant rotation = UInt(rotate:'000');
if d == 15 || m == 15 then UNPREDICTABLE;
```

T1



T1

```
SXTAB16{<c>}{<q>} {<Rd>,<Rn>,<Rm> {,<ROR #<amount>}}
```

```
if Rn == '1111' then SEE "SXTB16";
constant d = UInt(Rd);  constant n = UInt(Rn);  constant m = UInt(Rm);
constant rotation = UInt(rotate:'000');
// Armv8-A removes UNPREDICTABLE for R13
if d == 15 || m == 15 then UNPREDICTABLE;
```

For more information about the CONSTRAINED UNPREDICTABLE behavior of this instruction, see [Architectural Constraints on UNPREDICTABLE behaviors](#).

Assembler Symbols

- <c> See [Standard assembler syntax fields](#).
- <q> See [Standard assembler syntax fields](#).
- <Rd> Is the general-purpose destination register, encoded in the "Rd" field.
- <Rn> Is the first general-purpose source register, encoded in the "Rn" field.
- <Rm> Is the second general-purpose source register, encoded in the "Rm" field.
- <amount> Is the rotate amount, encoded in “rotate”:

rotate	<amount>
00	(omitted)
01	8
10	16
11	24

## Operation

```
if ConditionPassed() then
    EncodingSpecificOperations();
    constant rotated = ROR(R[m], rotation);
    R[d]<15:0> = R[n]<15:0> + SignExtend(rotated<7:0>, 16);
    R[d]<31:16> = R[n]<31:16> + SignExtend(rotated<23:16>, 16);
```

## Operational information

If CPSR.DIT is 1, this instruction has passed its condition execution check, and does not use R15 as either its source or destination:

- The execution time of this instruction is independent of:
  - The values of the data supplied in any of its registers.
  - The values of the NZCV flags.
- The response of this instruction to asynchronous exceptions does not vary based on:
  - The values of the data supplied in any of its registers.
  - The values of the NZCV flags.

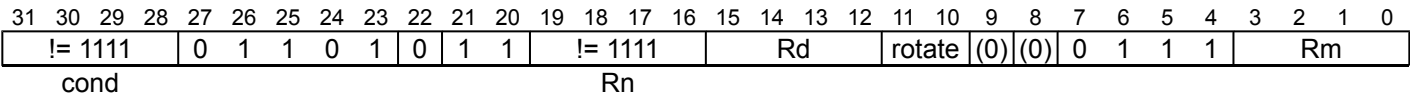
Internal version only: isa v01\_31, pseudocode v2024-03\_rel ; Build timestamp: 2024-03-25T10:05

Copyright © 2010-2024 Arm Limited or its affiliates. All rights reserved. This document is Non-Confidential.

SXTAH

Signed Extend and Add Halfword extracts a 16-bit value from a register, sign-extends it to 32 bits, adds the result to a value from another register, and writes the final result to the destination register. The instruction can specify a rotation by 0, 8, 16, or 24 bits before extracting the 16-bit value. It has encodings from the following instruction sets: A32 ( [A1](#) ) and T32 ( [T1](#) ).

A1

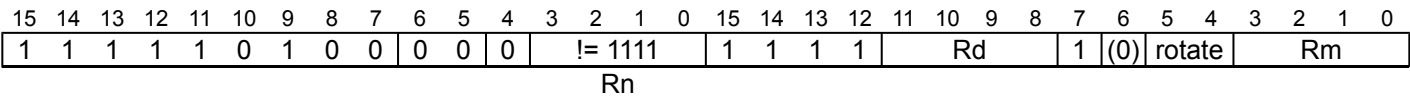


A1

```
SXTAH{<c>}{<q>} {<Rd>}, <Rn>, <Rm> {, ROR #<amount>}
```

```
if Rn == '1111' then SEE "SXTH";
constant d = UInt(Rd);  constant n = UInt(Rn);  constant m = UInt(Rm);
constant rotation = UInt(rotate:'000');
if d == 15 || m == 15 then UNPREDICTABLE;
```

T1



T1

```
SXTAH{<c>}{<q>} {<Rd>}, <Rn>, <Rm> {, ROR #<amount>}
```

```
if Rn == '1111' then SEE "SXTH";
constant d = UInt(Rd);  constant n = UInt(Rn);  constant m = UInt(Rm);
constant rotation = UInt(rotate:'000');
// Armv8-A removes UNPREDICTABLE for R13
if d == 15 || m == 15 then UNPREDICTABLE;
```

For more information about the CONSTRAINED UNPREDICTABLE behavior of this instruction, see [Architectural Constraints on UNPREDICTABLE behaviors](#).

Assembler Symbols

- <c> See [Standard assembler syntax fields](#).
- <q> See [Standard assembler syntax fields](#).
- <Rd> Is the general-purpose destination register, encoded in the "Rd" field.
- <Rn> Is the first general-purpose source register, encoded in the "Rn" field.
- <Rm> Is the second general-purpose source register, encoded in the "Rm" field.
- <amount> Is the rotate amount, encoded in “rotate”:
- | rotate | <amount>  |
|--------|-----------|
| 00     | (omitted) |
| 01     | 8         |
| 10     | 16        |
| 11     | 24        |

## Operation

```
if ConditionPassed() then
    EncodingSpecificOperations();
    constant rotated = ROR(R[m], rotation);
    R[d] = R[n] + SignExtend(rotated<15:0>, 32);
```

## Operational information

If CPSR.DIT is 1, this instruction has passed its condition execution check, and does not use R15 as either its source or destination:

- The execution time of this instruction is independent of:
  - The values of the data supplied in any of its registers.
  - The values of the NZCV flags.
- The response of this instruction to asynchronous exceptions does not vary based on:
  - The values of the data supplied in any of its registers.
  - The values of the NZCV flags.

Internal version only: isa v01\_31, pseudocode v2024-03\_rel ; Build timestamp: 2024-03-25T10:05

Copyright © 2010-2024 Arm Limited or its affiliates. All rights reserved. This document is Non-Confidential.

# SXTB

Signed Extend Byte extracts an 8-bit value from a register, sign-extends it to 32 bits, and writes the result to the destination register. The instruction can specify a rotation by 0, 8, 16, or 24 bits before extracting the 8-bit value.

It has encodings from the following instruction sets: A32 ( [A1](#) ) and T32 ( [T1](#) and [T2](#) ).

## A1

31	30	29	28	27	26	25	24	23	22	21	20	19	18	17	16	15	14	13	12	11	10	9	8	7	6	5	4	3	2	1	0
!= 1111				0	1	1	0	1	0	1	1	1	1	Rd				rotate	(0)	(0)	0	1	1	1	Rm						
cond																															

## A1

```
SXTB{<c>}{<q>} {<Rd>}, {<Rm> {, ROR #<amount>}}
```

```
constant d = UInt(Rd);  constant m = UInt(Rm);  constant rotation = UInt(rotate:'000');
if d == 15 || m == 15 then UNPREDICTABLE;
```

## T1

15	14	13	12	11	10	9	8	7	6	5	4	3	2	1	0
1	0	1	1	0	0	1	0	0	1	Rm			Rd		

## T1

```
SXTB{<c>}{<q>} {<Rd>}, {<Rm>}
```

```
constant d = UInt(Rd);  constant m = UInt(Rm);  constant rotation = 0;
```

## T2

15	14	13	12	11	10	9	8	7	6	5	4	3	2	1	0	15	14	13	12	11	10	9	8	7	6	5	4	3	2	1	0
1	1	1	1	1	0	1	0	0	1	0	0	1	1	1	1	1	1	1	1	Rd			1	(0)	rotate	Rm					

## T2

```
SXTB{<c>}.W {<Rd>}, {<Rm> // (<Rd>, <Rm> can be represented in T1)
```

```
SXTB{<c>}{<q>} {<Rd>}, {<Rm> {, ROR #<amount>}}
```

```
constant d = UInt(Rd);  constant m = UInt(Rm);  constant rotation = UInt(rotate:'000');
// Armv8-A removes UNPREDICTABLE for R13
if d == 15 || m == 15 then UNPREDICTABLE;
```

For more information about the CONSTRAINED UNPREDICTABLE behavior of this instruction, see [Architectural Constraints on UNPREDICTABLE behaviors](#).

## Assembler Symbols

- <c> See [Standard assembler syntax fields](#).
- <q> See [Standard assembler syntax fields](#).
- <Rd> Is the general-purpose destination register, encoded in the "Rd" field.
- <Rm> Is the general-purpose source register, encoded in the "Rm" field.
- <amount> Is the rotate amount, encoded in "rotate".



rotate	<amount>
00	(omitted)
01	8
10	16
11	24

## Operation

```
if ConditionPassed() then
    EncodingSpecificOperations();
    constant rotated = ROR(R[m], rotation);
    R[d] = SignExtend(rotated<7:0>, 32);
```

## Operational information

If CPSR.DIT is 1, this instruction has passed its condition execution check, and does not use R15 as either its source or destination:

- The execution time of this instruction is independent of:
  - The values of the data supplied in any of its registers.
  - The values of the NZCV flags.
- The response of this instruction to asynchronous exceptions does not vary based on:
  - The values of the data supplied in any of its registers.
  - The values of the NZCV flags.

Internal version only: isa v01\_31, pseudocode v2024-03\_rel ; Build timestamp: 2024-03-25T10:05

Copyright © 2010-2024 Arm Limited or its affiliates. All rights reserved. This document is Non-Confidential.

SXTB16

Signed Extend Byte 16 extracts two 8-bit values from a register, sign-extends them to 16 bits each, and writes the results to the destination register. The instruction can specify a rotation by 0, 8, 16, or 24 bits before extracting the 8-bit values. It has encodings from the following instruction sets: A32 ( [A1](#) ) and T32 ( [T1](#) ) .

A1

31	30	29	28	27	26	25	24	23	22	21	20	19	18	17	16	15	14	13	12	11	10	9	8	7	6	5	4	3	2	1	0
!= 1111				0	1	1	0	1	0	0	0	1	1	1	1	Rd				rotate	(0)	(0)	0	1	1	1	Rm				
cond																															

A1

```
SXTB16{<c>}{<q>} {<Rd>,} <Rm> {, ROR #<amount>}

constant d = UInt(Rd);  constant m = UInt(Rm);  constant rotation = UInt(rotate:'000');
if d == 15 || m == 15 then UNPREDICTABLE;
```

T1

15	14	13	12	11	10	9	8	7	6	5	4	3	2	1	0	15	14	13	12	11	10	9	8	7	6	5	4	3	2	1	0
1	1	1	1	1	0	1	0	0	0	1	0	1	1	1	1	1	1	1	1	Rd				1	(0)	rotate	Rm				

T1

```
SXTB16{<c>}{<q>} {<Rd>,} <Rm> {, ROR #<amount>}

constant d = UInt(Rd);  constant m = UInt(Rm);  constant rotation = UInt(rotate:'000');
// Armv8-A removes UNPREDICTABLE for R13
if d == 15 || m == 15 then UNPREDICTABLE;
```

For more information about the CONSTRAINED UNPREDICTABLE behavior of this instruction, see [Architectural Constraints on UNPREDICTABLE behaviors](#).

Assembler Symbols

- <c> See [Standard assembler syntax fields](#).
- <q> See [Standard assembler syntax fields](#).
- <Rd> Is the general-purpose destination register, encoded in the "Rd" field.
- <Rm> Is the general-purpose source register, encoded in the "Rm" field.
- <amount> Is the rotate amount, encoded in “rotate”:

rotate	<amount>
00	(omitted)
01	8
10	16
11	24

Operation

```
if ConditionPassed() then
    EncodingSpecificOperations();
    constant rotated = ROR(R[m], rotation);
    R[d]<15:0> = SignExtend(rotated<7:0>, 16);
    R[d]<31:16> = SignExtend(rotated<23:16>, 16);
```

## Operational information

If CPSR.DIT is 1, this instruction has passed its condition execution check, and does not use R15 as either its source or destination:

- The execution time of this instruction is independent of:
  - The values of the data supplied in any of its registers.
  - The values of the NZCV flags.
- The response of this instruction to asynchronous exceptions does not vary based on:
  - The values of the data supplied in any of its registers.
  - The values of the NZCV flags.

Internal version only: isa v01\_31, pseudocode v2024-03\_rel ; Build timestamp: 2024-03-25T10:05

Copyright © 2010-2024 Arm Limited or its affiliates. All rights reserved. This document is Non-Confidential.

SXTH

Signed Extend Halfword extracts a 16-bit value from a register, sign-extends it to 32 bits, and writes the result to the destination register. The instruction can specify a rotation by 0, 8, 16, or 24 bits before extracting the 16-bit value. It has encodings from the following instruction sets: A32 ( [A1](#) ) and T32 ( [T1](#) and [T2](#) ).

A1

31	30	29	28	27	26	25	24	23	22	21	20	19	18	17	16	15	14	13	12	11	10	9	8	7	6	5	4	3	2	1	0
!= 1111				0	1	1	0	1	0	1	1	1	1	1	Rd				rotate	(0)	(0)	0	1	1	1	Rm					
cond																															

A1

```
SXTH{<c>}{<q>} {<Rd>}, {<Rm> }, ROR #<amount>}
```

```
constant d = UInt(Rd);  constant m = UInt(Rm);  constant rotation = UInt(rotate:'000');
if d == 15 || m == 15 then UNPREDICTABLE;
```

T1

15	14	13	12	11	10	9	8	7	6	5	4	3	2	1	0
1	0	1	1	0	0	1	0	0	0	Rm			Rd		

T1

```
SXTH{<c>}{<q>} {<Rd>}, {<Rm>}
```

```
constant d = UInt(Rd);  constant m = UInt(Rm);  constant rotation = 0;
```

T2

15	14	13	12	11	10	9	8	7	6	5	4	3	2	1	0	15	14	13	12	11	10	9	8	7	6	5	4	3	2	1	0
1	1	1	1	1	0	1	0	0	0	0	0	1	1	1	1	1	1	1	1	1	Rd				1	(0)	rotate	Rm			

T2

```
SXTH{<c>}.W {<Rd>}, {<Rm> } // (<Rd>, <Rm> can be represented in T1)
```

```
SXTH{<c>}{<q>} {<Rd>}, {<Rm> }, ROR #<amount>}
```

```
constant d = UInt(Rd);  constant m = UInt(Rm);  constant rotation = UInt(rotate:'000');
// Armv8-A removes UNPREDICTABLE for R13
if d == 15 || m == 15 then UNPREDICTABLE;
```

For more information about the CONSTRAINED UNPREDICTABLE behavior of this instruction, see [Architectural Constraints on UNPREDICTABLE behaviors](#).

Assembler Symbols

- <c> See [Standard assembler syntax fields](#).
- <q> See [Standard assembler syntax fields](#).
- <Rd> Is the general-purpose destination register, encoded in the "Rd" field.
- <Rm> Is the general-purpose source register, encoded in the "Rm" field.
- <amount> Is the rotate amount, encoded in “rotate”:

rotate	<amount>
00	(omitted)
01	8
10	16
11	24

## Operation

```
if ConditionPassed() then
    EncodingSpecificOperations();
    constant rotated = ROR(R[m], rotation);
    R[d] = SignExtend(rotated<15:0>, 32);
```

## Operational information

If CPSR.DIT is 1, this instruction has passed its condition execution check, and does not use R15 as either its source or destination:

- The execution time of this instruction is independent of:
  - The values of the data supplied in any of its registers.
  - The values of the NZCV flags.
- The response of this instruction to asynchronous exceptions does not vary based on:
  - The values of the data supplied in any of its registers.
  - The values of the NZCV flags.

Internal version only: isa v01\_31, pseudocode v2024-03\_rel ; Build timestamp: 2024-03-25T10:05

Copyright © 2010-2024 Arm Limited or its affiliates. All rights reserved. This document is Non-Confidential.

TBB, TBH

Table Branch Byte or Halfword causes a PC-relative forward branch using a table of single byte or halfword offsets. A base register provides a pointer to the table, and a second register supplies an index into the table. The branch length is twice the value returned from the table.

T1

15	14	13	12	11	10	9	8	7	6	5	4	3	2	1	0	15	14	13	12	11	10	9	8	7	6	5	4	3	2	1	0
1	1	1	0	1	0	0	0	1	1	0	1	Rn				(1)	(1)	(1)	(1)	(0)	(0)	(0)	(0)	0	0	0	H	Rm			

Byte (H == 0)

```
TBB{<c>}{<q>} [<Rn>, <Rm>] // (Outside or last in IT block)
```

Halfword (H == 1)

```
TBH{<c>}{<q>} [<Rn>, <Rm>, LSL #1] // (Outside or last in IT block)
```

```
constant n = UInt(Rn);  constant m = UInt(Rm);  constant is_tbh = (H == '1');
// Armv8-A removes UNPREDICTABLE for R13
if m == 15 then UNPREDICTABLE;
if InITBlock() && !LastInITBlock() then UNPREDICTABLE;
```

For more information about the CONSTRAINED UNPREDICTABLE behavior of this instruction, see [Architectural Constraints on UNPREDICTABLE behaviors](#).

Assembler Symbols

- <c> See [Standard assembler syntax fields](#).
- <q> See [Standard assembler syntax fields](#).
- <Rn> Is the general-purpose base register holding the address of the table of branch lengths, encoded in the "Rn" field. The PC can be used. If it is, the table immediately follows this instruction.
- <Rm> For the byte variant: is the general-purpose index register, encoded in the "Rm" field. This register contains an integer pointing to a single byte in the table. The offset in the table is the value of the index.  
  
For the halfword variant: is the general-purpose index register, encoded in the "Rm" field. This register contains an integer pointing to a halfword in the table. The offset in the table is twice the value of the index.

Operation

```
if ConditionPassed() then
    EncodingSpecificOperations();
    integer halfwords;
    if is_tbh then
        halfwords = UInt(MemU[R[n]+LSL(R[m],1), 2]);
    else
        halfwords = UInt(MemU[R[n]+R[m], 1]);
    BranchWritePC(PC32 + 2*halfwords, BranchType_INDIR);
```

## TEQ (immediate)

Test Equivalence (immediate) performs a bitwise exclusive OR operation on a register value and an immediate value. It updates the condition flags based on the result, and discards the result.

It has encodings from the following instruction sets: A32 ( [A1](#) ) and T32 ( [T1](#) ).

### A1

31	30	29	28	27	26	25	24	23	22	21	20	19	18	17	16	15	14	13	12	11	10	9	8	7	6	5	4	3	2	1	0
!= 1111				0	0	1	1	0	0	1	1	Rn				(0)	(0)	(0)	(0)	imm12											
cond																															

### A1

TEQ{<c>}{<q>} <Rn>, #<const>

```
constant n = UInt(Rn); constant a32 = TRUE;
constant bits(12) imm = imm12;
```

### T1

15	14	13	12	11	10	9	8	7	6	5	4	3	2	1	0	15	14	13	12	11	10	9	8	7	6	5	4	3	2	1	0	
1	1	1	1	0	i	0	0	1	0	0	1	Rn				0	imm3				1	1	1	1	imm8							

### T1

TEQ{<c>}{<q>} <Rn>, #<const>

```
constant n = UInt(Rn); constant a32 = FALSE;
constant bits(12) imm = i:imm3:imm8;
// Armv8-A removes UNPREDICTABLE for R13
if n == 15 then UNPREDICTABLE;
```

For more information about the CONSTRAINED UNPREDICTABLE behavior of this instruction, see [Architectural Constraints on UNPREDICTABLE behaviors](#).

## Assembler Symbols

- <c>

See [Standard assembler syntax fields](#).
- <q>

See [Standard assembler syntax fields](#).
- <Rn>

For encoding A1: is the general-purpose source register, encoded in the "Rn" field. The PC can be used, but this is deprecated.  
For encoding T1: is the general-purpose source register, encoded in the "Rn" field.
- <const>

For encoding A1: an immediate value. See [Modified immediate constants in A32 instructions](#) for the range of values.  
For encoding T1: an immediate value. See [Modified immediate constants in T32 instructions](#) for the range of values.

## Operation

```
if ConditionPassed() then
    EncodingSpecificOperations();
    constant (imm32, carry) = (if a32 then A32ExpandImm_C(imm, PSTATE.C)
                               else T32ExpandImm_C(imm, PSTATE.C));
    constant result = R[n] EOR imm32;
    PSTATE.N = result<31>;
    PSTATE.Z = IsZeroBit(result);
    PSTATE.C = carry;
    // PSTATE.V unchanged
```

## Operational information

If CPSR.DIT is 1, this instruction has passed its condition execution check, and does not use R15 as either its source or destination:

- The execution time of this instruction is independent of:
  - The values of the data supplied in any of its registers.
  - The values of the NZCV flags.
- The response of this instruction to asynchronous exceptions does not vary based on:
  - The values of the data supplied in any of its registers.
  - The values of the NZCV flags.

Internal version only: isa v01\_31, pseudocode v2024-03\_rel ; Build timestamp: 2024-03-25T10:05

Copyright © 2010-2024 Arm Limited or its affiliates. All rights reserved. This document is Non-Confidential.



## TEQ (register)

Test Equivalence (register) performs a bitwise exclusive-OR operation on a register value and an optionally-shifted register value. It updates the condition flags based on the result, and discards the result.

It has encodings from the following instruction sets: A32 ( [A1](#) ) and T32 ( [T1](#) ).

### A1

31	30	29	28	27	26	25	24	23	22	21	20	19	18	17	16	15	14	13	12	11	10	9	8	7	6	5	4	3	2	1	0
!= 1111				0	0	0	1	0	0	1	1	Rn				(0)	(0)	(0)	(0)	imm5				stype	0	Rm					
cond																															

**Rotate right with extend (imm5 == 00000 && stype == 11)**

TEQ{<c>}{<q>} <Rn>, <Rm>, RRX

**Shift or rotate by value (!(imm5 == 00000 && stype == 11))**

TEQ{<c>}{<q>} <Rn>, <Rm> {, <shift> #<amount>}

```
constant n = UInt(Rn);  constant m = UInt(Rm);  
constant (shift_t, shift_n) = DecodeImmShift(stype, imm5);
```

### T1

15	14	13	12	11	10	9	8	7	6	5	4	3	2	1	0	15	14	13	12	11	10	9	8	7	6	5	4	3	2	1	0	
1	1	1	0	1	0	1	0	1	0	0	1	Rn				(0)	imm3				1	1	1	1	imm2		stype		Rm			

**Rotate right with extend (imm3 == 000 && imm2 == 00 && stype == 11)**

TEQ{<c>}{<q>} <Rn>, <Rm>, RRX

**Shift or rotate by value (!(imm3 == 000 && imm2 == 00 && stype == 11))**

TEQ{<c>}{<q>} <Rn>, <Rm> {, <shift> #<amount>}

```
constant n = UInt(Rn);  constant m = UInt(Rm);  
constant (shift_t, shift_n) = DecodeImmShift(stype, imm3:imm2);  
// Armv8-A removes UNPREDICTABLE for R13  
if n == 15 || m == 15 then UNPREDICTABLE;
```

For more information about the CONSTRAINED UNPREDICTABLE behavior of this instruction, see [Architectural Constraints on UNPREDICTABLE behaviors](#).

## Assembler Symbols

<c>	See <a href="#">Standard assembler syntax fields</a> .
<q>	See <a href="#">Standard assembler syntax fields</a> .
<Rn>	For encoding A1: is the first general-purpose source register, encoded in the "Rn" field. The PC can be used, but this is deprecated. For encoding T1: is the first general-purpose source register, encoded in the "Rn" field.
<Rm>	For encoding A1: is the second general-purpose source register, encoded in the "Rm" field. The PC can be used, but this is deprecated. For encoding T1: is the second general-purpose source register, encoded in the "Rm" field.
<shift>	Is the type of shift to be applied to the second source register, encoded in "stype":

stype	<shift>
00	LSL
01	LSR
10	ASR
11	ROR

<amount> For encoding A1: is the shift amount, in the range 1 to 31 (when <shift> = LSL or ROR) or 1 to 32 (when <shift> = LSR or ASR) encoded in the "imm5" field as <amount> modulo 32.

For encoding T1: is the shift amount, in the range 1 to 31 (when <shift> = LSL or ROR) or 1 to 32 (when <shift> = LSR or ASR), encoded in the "imm3:imm2" field as <amount> modulo 32.

## Operation

```
if ConditionPassed() then
    EncodingSpecificOperations();
    constant (shifted, carry) = Shift\_C(R[m], shift_t, shift_n, PSTATE.C);
    constant result = R[n] EOR shifted;
    PSTATE.N = result<31>;
    PSTATE.Z = IsZeroBit(result);
    PSTATE.C = carry;
    // PSTATE.V unchanged
```

## Operational information

If CPSR.DIT is 1, this instruction has passed its condition execution check, and does not use R15 as either its source or destination:

- The execution time of this instruction is independent of:
  - The values of the data supplied in any of its registers.
  - The values of the NZCV flags.
- The response of this instruction to asynchronous exceptions does not vary based on:
  - The values of the data supplied in any of its registers.
  - The values of the NZCV flags.

Internal version only: isa v01\_31, pseudocode v2024-03\_rel ; Build timestamp: 2024-03-25T10:05

Copyright © 2010-2024 Arm Limited or its affiliates. All rights reserved. This document is Non-Confidential.

TEQ (register-shifted register)

Test Equivalence (register-shifted register) performs a bitwise exclusive-OR operation on a register value and a register-shifted register value. It updates the condition flags based on the result, and discards the result.

A1

31	30	29	28	27	26	25	24	23	22	21	20	19	18	17	16	15	14	13	12	11	10	9	8	7	6	5	4	3	2	1	0
!= 1111				0	0	0	1	0	0	1	1	Rn				(0)	(0)	(0)	(0)	Rs				0	stype	1	Rm				
cond																															

A1

```
TEQ{<c>}{<q>} <Rn>, <Rm>, <type> <Rs>
```

```
constant n = UInt(Rn);  constant m = UInt(Rm);  constant s = UInt(Rs);
constant shift_t = DecodeRegShift(stype);
if n == 15 || m == 15 || s == 15 then UNPREDICTABLE;
```

For more information about the CONSTRAINED UNPREDICTABLE behavior of this instruction, see [Architectural Constraints on UNPREDICTABLE behaviors](#).

Assembler Symbols

- <c> See [Standard assembler syntax fields](#).
- <q> See [Standard assembler syntax fields](#).
- <Rn> Is the first general-purpose source register, encoded in the "Rn" field.
- <Rm> Is the second general-purpose source register, encoded in the "Rm" field.
- <type> Is the type of shift to be applied to the second source register, encoded in "stype":

stype	<type>
00	LSL
01	LSR
10	ASR
11	ROR

- <Rs> Is the third general-purpose source register holding a shift amount in its bottom 8 bits, encoded in the "Rs" field.

Operation

```
if ConditionPassed() then
    EncodingSpecificOperations();
    constant shift_n = UInt(R[s]<7:0>);
    constant (shifted, carry) = Shift_C(R[m], shift_t, shift_n, PSTATE.C);
    constant result = R[n] EOR shifted;
    PSTATE.N = result<31>;
    PSTATE.Z = IsZeroBit(result);
    PSTATE.C = carry;
    // PSTATE.V unchanged
```

Operational information

If CPSR.DIT is 1, this instruction has passed its condition execution check, and does not use R15 as either its source or destination:

- The execution time of this instruction is independent of:
  - The values of the data supplied in any of its registers.
  - The values of the NZCV flags.
- The response of this instruction to asynchronous exceptions does not vary based on:
  - The values of the data supplied in any of its registers.
  - The values of the NZCV flags.



# TSB

Trace Synchronization Barrier. This instruction is a barrier that synchronizes the trace operations of instructions, see [Trace Synchronization Barrier \(TSB\)](#).

If [FEAT\\_TRF](#) is not implemented, this instruction executes as a NOP.

It has encodings from the following instruction sets: A32 ( [A1](#) ) and T32 ( [T1](#) ).

## A1 (FEAT\_TRF)

31	30	29	28	27	26	25	24	23	22	21	20	19	18	17	16	15	14	13	12	11	10	9	8	7	6	5	4	3	2	1	0
!= 1111				0	0	1	1	0	0	1	0	0	0	0	0	(1)	(1)	(1)	(1)	(0)	(0)	(0)	(0)	0	0	0	1	0	0	1	0
cond																															

A1

TSB{<c>}{<q>} CSYNC

```
if !IsFeatureImplemented(FEAT_TRF) then EndOfInstruction(); // Instruction executes as NOP
if cond != '1110' then UNPREDICTABLE; // TSB must be encoded with AL
// condition
```

## CONSTRAINED UNPREDICTABLE behavior

If `cond != '1110'`, then one of the following behaviors must occur:

- The instruction is UNDEFINED.
- The instruction executes as NOP.
- The instruction executes unconditionally.
- The instruction executes conditionally.

## T1 (FEAT\_TRF)

15	14	13	12	11	10	9	8	7	6	5	4	3	2	1	0	15	14	13	12	11	10	9	8	7	6	5	4	3	2	1	0
1	1	1	1	0	0	1	1	1	0	1	0	(1)	(1)	(1)	(1)	1	0	(0)	0	(0)	0	0	0	0	0	0	1	0	0	1	0

T1

TSB{<c>}{<q>} CSYNC

```
if !IsFeatureImplemented(FEAT_TRF) then EndOfInstruction(); // Instruction executes as NOP
if InITBlock() then UNPREDICTABLE;
```

## CONSTRAINED UNPREDICTABLE behavior

If `InITBlock()`, then one of the following behaviors must occur:

- The instruction is UNDEFINED.
- The instruction executes as NOP.
- The instruction executes unconditionally.
- The instruction executes conditionally.

## Assembler Symbols

- <c> See [Standard assembler syntax fields](#).
- <q> See [Standard assembler syntax fields](#).

## Operation

```
if ConditionPassed() then  
    EncodingSpecificOperations();  
    TraceSynchronizationBarrier();
```

Internal version only: isa v01\_31, pseudocode v2024-03\_rel ; Build timestamp: 2024-03-25T10:05

Copyright © 2010-2024 Arm Limited or its affiliates. All rights reserved. This document is Non-Confidential.

# TST (immediate)

Test (immediate) performs a bitwise AND operation on a register value and an immediate value. It updates the condition flags based on the result, and discards the result.

It has encodings from the following instruction sets: A32 ( [A1](#) ) and T32 ( [T1](#) ).

## A1

31	30	29	28	27	26	25	24	23	22	21	20	19	18	17	16	15	14	13	12	11	10	9	8	7	6	5	4	3	2	1	0
!= 1111				0	0	1	1	0	0	0	1	Rn				(0)	(0)	(0)	(0)	imm12											
cond																															

## A1

```
TST{<c>}{<q>} <Rn>, #<const>

constant n = UInt(Rn); constant a32 = TRUE;
constant bits(12) imm = imm12;
```

## T1

15	14	13	12	11	10	9	8	7	6	5	4	3	2	1	0	15	14	13	12	11	10	9	8	7	6	5	4	3	2	1	0	
1	1	1	1	0	i	0	0	0	0	0	1	Rn				0	imm3				1	1	1	1	imm8							

## T1

```
TST{<c>}{<q>} <Rn>, #<const>

constant n = UInt(Rn); constant a32 = FALSE;
constant bits(12) imm = i:imm3:imm8;
// Armv8-A removes UNPREDICTABLE for R13
if n == 15 then UNPREDICTABLE;
```

For more information about the CONSTRAINED UNPREDICTABLE behavior of this instruction, see [Architectural Constraints on UNPREDICTABLE behaviors](#).

## Assembler Symbols

- <c> See [Standard assembler syntax fields](#).
- <q> See [Standard assembler syntax fields](#).
- <Rn> For encoding A1: is the general-purpose source register, encoded in the "Rn" field. The PC can be used, but this is deprecated.  
For encoding T1: is the general-purpose source register, encoded in the "Rn" field.
- <const> For encoding A1: an immediate value. See [Modified immediate constants in A32 instructions](#) for the range of values.  
For encoding T1: an immediate value. See [Modified immediate constants in T32 instructions](#) for the range of values.

## Operation

```
if ConditionPassed() then
    EncodingSpecificOperations();
    constant (imm32, carry) = (if a32 then A32ExpandImm_C(imm, PSTATE.C)
                                else T32ExpandImm_C(imm, PSTATE.C));
    constant result = R[n] AND imm32;
    PSTATE.N = result<31>;
    PSTATE.Z = IsZeroBit(result);
    PSTATE.C = carry;
    // PSTATE.V unchanged
```

## Operational information

If CPSR.DIT is 1, this instruction has passed its condition execution check, and does not use R15 as either its source or destination:

- The execution time of this instruction is independent of:
  - The values of the data supplied in any of its registers.
  - The values of the NZCV flags.
- The response of this instruction to asynchronous exceptions does not vary based on:
  - The values of the data supplied in any of its registers.
  - The values of the NZCV flags.

Internal version only: isa v01\_31, pseudocode v2024-03\_rel ; Build timestamp: 2024-03-25T10:05

Copyright © 2010-2024 Arm Limited or its affiliates. All rights reserved. This document is Non-Confidential.



## TST (register)

Test (register) performs a bitwise AND operation on a register value and an optionally-shifted register value. It updates the condition flags based on the result, and discards the result.

It has encodings from the following instruction sets: A32 ( [A1](#) ) and T32 ( [T1](#) and [T2](#) ).

### A1

31	30	29	28	27	26	25	24	23	22	21	20	19	18	17	16	15	14	13	12	11	10	9	8	7	6	5	4	3	2	1	0
!= 1111				0	0	0	1	0	0	0	1	Rn				(0)	(0)	(0)	(0)	imm5				stype		0	Rm				
cond																															

**Rotate right with extend (imm5 == 00000 && stype == 11)**

```
TST{<c>}{<q>} <Rn>, <Rm>, RRX
```

**Shift or rotate by value (!(imm5 == 00000 && stype == 11))**

```
TST{<c>}{<q>} <Rn>, <Rm> {, <shift> #<amount>}
```

```
constant n = UInt(Rn); constant m = UInt(Rm);
constant (shift_t, shift_n) = DecodeImmShift(stype, imm5);
```

### T1

15	14	13	12	11	10	9	8	7	6	5	4	3	2	1	0
0	1	0	0	0	0	1	0	0	0		Rm			Rn	

### T1

```
TST{<c>}{<q>} <Rn>, <Rm>
```

```
constant n = UInt(Rn); constant m = UInt(Rm);
constant (shift_t, shift_n) = (SRTYPE_LSL, 0);
```

### T2

15	14	13	12	11	10	9	8	7	6	5	4	3	2	1	0	15	14	13	12	11	10	9	8	7	6	5	4	3	2	1	0			
1	1	1	0	1	0	1	0	0	0	0	1	Rn				(0)	imm3				1	1	1	1	imm2				stype		Rm			

**Rotate right with extend (imm3 == 000 && imm2 == 00 && stype == 11)**

```
TST{<c>}{<q>} <Rn>, <Rm>, RRX
```

**Shift or rotate by value (!(imm3 == 000 && imm2 == 00 && stype == 11))**

```
TST{<c>}.W <Rn>, <Rm> // (<Rn>, <Rm> can be represented in T1)
```

```
TST{<c>}{<q>} <Rn>, <Rm> {, <shift> #<amount>}
```

```
constant n = UInt(Rn); constant m = UInt(Rm);
constant (shift_t, shift_n) = DecodeImmShift(stype, imm3:imm2);
// Armv8-A removes UNPREDICTABLE for R13
if n == 15 || m == 15 then UNPREDICTABLE;
```

For more information about the CONSTRAINED UNPREDICTABLE behavior of this instruction, see [Architectural Constraints on UNPREDICTABLE behaviors](#).

Assembler Symbols

- <c>            See [Standard assembler syntax fields](#).
- <q>            See [Standard assembler syntax fields](#).
- <Rn>           For encoding A1: is the first general-purpose source register, encoded in the "Rn" field. The PC can be used, but this is deprecated.  
                 For encoding T1 and T2: is the first general-purpose source register, encoded in the "Rn" field.
- <Rm>           For encoding A1: is the second general-purpose source register, encoded in the "Rm" field. The PC can be used, but this is deprecated.  
                 For encoding T1 and T2: is the second general-purpose source register, encoded in the "Rm" field.
- <shift>           Is the type of shift to be applied to the second source register, encoded in "stype":  

stype	<shift>
00	LSL
01	LSR
10	ASR
11	ROR
- <amount>       For encoding A1: is the shift amount, in the range 1 to 31 (when <shift> = LSL or ROR) or 1 to 32 (when <shift> = LSR or ASR) encoded in the "imm5" field as <amount> modulo 32.  
  
                 For encoding T2: is the shift amount, in the range 1 to 31 (when <shift> = LSL or ROR) or 1 to 32 (when <shift> = LSR or ASR), encoded in the "imm3:imm2" field as <amount> modulo 32.

Operation

```
if ConditionPassed() then
    EncodingSpecificOperations();
    constant (shifted, carry) = Shift\_C(R[m], shift_t, shift_n, PSTATE.C);
    constant result = R[n] AND shifted;
    PSTATE.N = result<31>;
    PSTATE.Z = IsZeroBit(result);
    PSTATE.C = carry;
    // PSTATE.V unchanged
```

Operational information

- If CPSR.DIT is 1, this instruction has passed its condition execution check, and does not use R15 as either its source or destination:
- The execution time of this instruction is independent of:
    - The values of the data supplied in any of its registers.
    - The values of the NZCV flags.
  - The response of this instruction to asynchronous exceptions does not vary based on:
    - The values of the data supplied in any of its registers.
    - The values of the NZCV flags.

TST (register-shifted register)

Test (register-shifted register) performs a bitwise AND operation on a register value and a register-shifted register value. It updates the condition flags based on the result, and discards the result.

A1

31	30	29	28	27	26	25	24	23	22	21	20	19	18	17	16	15	14	13	12	11	10	9	8	7	6	5	4	3	2	1	0
!= 1111				0	0	0	1	0	0	0	1	Rn				(0)	(0)	(0)	(0)	Rs				0	stype	1	Rm				
cond																															

A1

```
TST{<c>}{<q>} <Rn>, <Rm>, <type> <Rs>
```

```
constant n = UInt(Rn);  constant m = UInt(Rm);  constant s = UInt(Rs);
constant shift_t = DecodeRegShift(stype);
if n == 15 || m == 15 || s == 15 then UNPREDICTABLE;
```

For more information about the CONSTRAINED UNPREDICTABLE behavior of this instruction, see [Architectural Constraints on UNPREDICTABLE behaviors](#).

Assembler Symbols

- <c> See [Standard assembler syntax fields](#).
- <q> See [Standard assembler syntax fields](#).
- <Rn> Is the first general-purpose source register, encoded in the "Rn" field.
- <Rm> Is the second general-purpose source register, encoded in the "Rm" field.
- <type> Is the type of shift to be applied to the second source register, encoded in "stype":

stype	<type>
00	LSL
01	LSR
10	ASR
11	ROR

- <Rs> Is the third general-purpose source register holding a shift amount in its bottom 8 bits, encoded in the "Rs" field.

Operation

```
if ConditionPassed() then
    EncodingSpecificOperations();
    constant shift_n = UInt(R[s]<7:0>);
    constant (shifted, carry) = Shift_C(R[m], shift_t, shift_n, PSTATE.C);
    constant result = R[n] AND shifted;
    PSTATE.N = result<31>;
    PSTATE.Z = IsZeroBit(result);
    PSTATE.C = carry;
    // PSTATE.V unchanged
```

Operational information

If CPSR.DIT is 1, this instruction has passed its condition execution check, and does not use R15 as either its source or destination:

- The execution time of this instruction is independent of:
  - The values of the data supplied in any of its registers.
  - The values of the NZCV flags.
- The response of this instruction to asynchronous exceptions does not vary based on:
  - The values of the data supplied in any of its registers.
  - The values of the NZCV flags.



# UADD16

Unsigned Add 16 performs two 16-bit unsigned integer additions, and writes the results to the destination register. It sets *PSTATE*.GE according to the results of the additions.

It has encodings from the following instruction sets: A32 ( [A1](#) ) and T32 ( [T1](#) ).

## A1

31	30	29	28	27	26	25	24	23	22	21	20	19	18	17	16	15	14	13	12	11	10	9	8	7	6	5	4	3	2	1	0
!= 1111				0	1	1	0	0	1	0	1	Rn				Rd				(1)	(1)	(1)	(1)	0	0	0	1	Rm			
cond																															

## A1

```
UADD16{<c>}{<q>} {<Rd>, <Rn>, <Rm>}

constant d = UInt(Rd);  constant n = UInt(Rn);  constant m = UInt(Rm);
if d == 15 || n == 15 || m == 15 then UNPREDICTABLE;
```

## T1

15	14	13	12	11	10	9	8	7	6	5	4	3	2	1	0	15	14	13	12	11	10	9	8	7	6	5	4	3	2	1	0
1	1	1	1	1	0	1	0	1	0	0	1	Rn				1	1	1	1	Rd				0	1	0	0	Rm			

## T1

```
UADD16{<c>}{<q>} {<Rd>, <Rn>, <Rm>}

constant d = UInt(Rd);  constant n = UInt(Rn);  constant m = UInt(Rm);
// Armv8-A removes UNPREDICTABLE for R13
if d == 15 || n == 15 || m == 15 then UNPREDICTABLE;
```

For more information about the CONSTRAINED UNPREDICTABLE behavior of this instruction, see *Architectural Constraints on UNPREDICTABLE behaviors*.

## Assembler Symbols

- <c> See *Standard assembler syntax fields*.
- <q> See *Standard assembler syntax fields*.
- <Rd> Is the general-purpose destination register, encoded in the "Rd" field.
- <Rn> Is the first general-purpose source register, encoded in the "Rn" field.
- <Rm> Is the second general-purpose source register, encoded in the "Rm" field.

## Operation

```
if ConditionPassed() then
    EncodingSpecificOperations();
    constant sum1 = UInt(R[n]<15:0>) + UInt(R[m]<15:0>);
    constant sum2 = UInt(R[n]<31:16>) + UInt(R[m]<31:16>);
    R[d]<15:0> = sum1<15:0>;
    R[d]<31:16> = sum2<15:0>;
    PSTATE.GE<1:0> = if sum1 >= 0x10000 then '11' else '00';
    PSTATE.GE<3:2> = if sum2 >= 0x10000 then '11' else '00';
```

## Operational information

- If CPSR.DIT is 1, this instruction has passed its condition execution check, and does not use R15 as either its source or destination:
- The execution time of this instruction is independent of:

- The values of the data supplied in any of its registers.
  - The values of the NZCV flags.
- The response of this instruction to asynchronous exceptions does not vary based on:
  - The values of the data supplied in any of its registers.
  - The values of the NZCV flags.

Internal version only: isa v01\_31, pseudocode v2024-03\_rel ; Build timestamp: 2024-03-25T10:05

Copyright © 2010-2024 Arm Limited or its affiliates. All rights reserved. This document is Non-Confidential.

# UADD8

Unsigned Add 8 performs four unsigned 8-bit integer additions, and writes the results to the destination register. It sets *PSTATE*.GE according to the results of the additions.

It has encodings from the following instruction sets: A32 ( [A1](#) ) and T32 ( [T1](#) ).

## A1

31	30	29	28	27	26	25	24	23	22	21	20	19	18	17	16	15	14	13	12	11	10	9	8	7	6	5	4	3	2	1	0
!= 1111				0	1	1	0	0	1	0	1	Rn				Rd				(1)	(1)	(1)	(1)	1	0	0	1	Rm			
cond																															

## A1

```
UADD8{<c>}{<q>} {<Rd>, <Rn>, <Rm>}

constant d = UInt(Rd); constant n = UInt(Rn); constant m = UInt(Rm);
if d == 15 || n == 15 || m == 15 then UNPREDICTABLE;
```

## T1

15	14	13	12	11	10	9	8	7	6	5	4	3	2	1	0	15	14	13	12	11	10	9	8	7	6	5	4	3	2	1	0
1	1	1	1	1	0	1	0	1	0	0	0	Rn				1	1	1	1	Rd				0	1	0	0	Rm			

## T1

```
UADD8{<c>}{<q>} {<Rd>, <Rn>, <Rm>}

constant d = UInt(Rd); constant n = UInt(Rn); constant m = UInt(Rm);
// Armv8-A removes UNPREDICTABLE for R13
if d == 15 || n == 15 || m == 15 then UNPREDICTABLE;
```

For more information about the CONSTRAINED UNPREDICTABLE behavior of this instruction, see *Architectural Constraints on UNPREDICTABLE behaviors*.

## Assembler Symbols

- <c> See *Standard assembler syntax fields*.
- <q> See *Standard assembler syntax fields*.
- <Rd> Is the general-purpose destination register, encoded in the "Rd" field.
- <Rn> Is the first general-purpose source register, encoded in the "Rn" field.
- <Rm> Is the second general-purpose source register, encoded in the "Rm" field.

## Operation

```
if ConditionPassed() then
    EncodingSpecificOperations();
    constant sum1 = UInt(R[n]<7:0>) + UInt(R[m]<7:0>);
    constant sum2 = UInt(R[n]<15:8>) + UInt(R[m]<15:8>);
    constant sum3 = UInt(R[n]<23:16>) + UInt(R[m]<23:16>);
    constant sum4 = UInt(R[n]<31:24>) + UInt(R[m]<31:24>);
    R[d]<7:0> = sum1<7:0>;
    R[d]<15:8> = sum2<7:0>;
    R[d]<23:16> = sum3<7:0>;
    R[d]<31:24> = sum4<7:0>;
    PSTATE.GE<0> = if sum1 >= 0x100 then '1' else '0';
    PSTATE.GE<1> = if sum2 >= 0x100 then '1' else '0';
    PSTATE.GE<2> = if sum3 >= 0x100 then '1' else '0';
    PSTATE.GE<3> = if sum4 >= 0x100 then '1' else '0';
```

## Operational information

If CPSR.DIT is 1, this instruction has passed its condition execution check, and does not use R15 as either its source or destination:

- The execution time of this instruction is independent of:
  - The values of the data supplied in any of its registers.
  - The values of the NZCV flags.
- The response of this instruction to asynchronous exceptions does not vary based on:
  - The values of the data supplied in any of its registers.
  - The values of the NZCV flags.

Internal version only: isa v01\_31, pseudocode v2024-03\_rel ; Build timestamp: 2024-03-25T10:05

Copyright © 2010-2024 Arm Limited or its affiliates. All rights reserved. This document is Non-Confidential.



# UASX

Unsigned Add and Subtract with Exchange exchanges the two halfwords of the second operand, performs one unsigned 16-bit integer addition and one unsigned 16-bit subtraction, and writes the results to the destination register. It sets *PSTATE*.GE according to the results. It has encodings from the following instruction sets: A32 ( [A1](#) ) and T32 ( [T1](#) ).

## A1

31	30	29	28	27	26	25	24	23	22	21	20	19	18	17	16	15	14	13	12	11	10	9	8	7	6	5	4	3	2	1	0
!= 1111				0	1	1	0	0	1	0	1	Rn				Rd				(1)	(1)	(1)	(1)	0	0	1	1	Rm			
cond																															

## A1

```
UASX{<c>}{<q>} {<Rd>}, {<Rn>, <Rm>}

constant d = UInt(Rd);  constant n = UInt(Rn);  constant m = UInt(Rm);
if d == 15 || n == 15 || m == 15 then UNPREDICTABLE;
```

## T1

15	14	13	12	11	10	9	8	7	6	5	4	3	2	1	0	15	14	13	12	11	10	9	8	7	6	5	4	3	2	1	0
1	1	1	1	1	0	1	0	1	0	1	0	Rn				1	1	1	1	Rd				0	1	0	0	Rm			

## T1

```
UASX{<c>}{<q>} {<Rd>}, {<Rn>, <Rm>}

constant d = UInt(Rd);  constant n = UInt(Rn);  constant m = UInt(Rm);
// Armv8-A removes UNPREDICTABLE for R13
if d == 15 || n == 15 || m == 15 then UNPREDICTABLE;
```

For more information about the CONSTRAINED UNPREDICTABLE behavior of this instruction, see [Architectural Constraints on UNPREDICTABLE behaviors](#).

## Assembler Symbols

- <c> See [Standard assembler syntax fields](#).
- <q> See [Standard assembler syntax fields](#).
- <Rd> Is the general-purpose destination register, encoded in the "Rd" field.
- <Rn> Is the first general-purpose source register, encoded in the "Rn" field.
- <Rm> Is the second general-purpose source register, encoded in the "Rm" field.

## Operation

```
if ConditionPassed() then
    EncodingSpecificOperations();
    constant diff = UInt(R[n]<15:0>) - UInt(R[m]<31:16>);
    constant sum  = UInt(R[n]<31:16>) + UInt(R[m]<15:0>);
    R[d]<15:0>    = diff<15:0>;
    R[d]<31:16>   = sum<15:0>;
    PSTATE.GE<1:0> = if diff >= 0 then '11' else '00';
    PSTATE.GE<3:2> = if sum  >= 0x10000 then '11' else '00';
```

## Operational information

- If CPSR.DIT is 1, this instruction has passed its condition execution check, and does not use R15 as either its source or destination:
- The execution time of this instruction is independent of:

- The values of the data supplied in any of its registers.
  - The values of the NZCV flags.
- The response of this instruction to asynchronous exceptions does not vary based on:
  - The values of the data supplied in any of its registers.
  - The values of the NZCV flags.

Internal version only: isa v01\_31, pseudocode v2024-03\_rel ; Build timestamp: 2024-03-25T10:05

Copyright © 2010-2024 Arm Limited or its affiliates. All rights reserved. This document is Non-Confidential.

# UBFX

Unsigned Bit Field Extract extracts any number of adjacent bits at any position from a register, zero-extends them to 32 bits, and writes the result to the destination register.

It has encodings from the following instruction sets: A32 ( [A1](#) ) and T32 ( [T1](#) ).

## A1

31	30	29	28	27	26	25	24	23	22	21	20	19	18	17	16	15	14	13	12	11	10	9	8	7	6	5	4	3	2	1	0
!= 1111				0	1	1	1	1	1	1	widthm1				Rd				lsb				1	0	1	Rn					
cond																															

## A1

```
UBFX{<c>}{<q>} <Rd>, <Rn>, #<lsb>, #<width>

constant d = UInt(Rd);  constant n = UInt(Rn);
constant integer lsbit = UInt(lsb);
constant integer widthminus1 = UInt(widthm1);
constant integer msbit = lsbit + widthminus1;
if d == 15 || n == 15 then UNPREDICTABLE;
if msbit > 31 then UNPREDICTABLE;
```

### CONSTRAINED UNPREDICTABLE behavior

If `msbit > 31`, then one of the following behaviors must occur:

- The instruction is UNDEFINED.
- The instruction executes as NOP.
- The value in the destination register is UNKNOWN.

## T1

15	14	13	12	11	10	9	8	7	6	5	4	3	2	1	0	15	14	13	12	11	10	9	8	7	6	5	4	3	2	1	0
1	1	1	1	0	(0)	1	1	1	1	0	0	Rn				0	imm3				Rd				imm2		(0)	widthm1			

## T1

```
UBFX{<c>}{<q>} <Rd>, <Rn>, #<lsb>, #<width>

constant d = UInt(Rd);  constant n = UInt(Rn);
constant integer lsbit = UInt(imm3:imm2);
constant integer widthminus1 = UInt(widthm1);
constant integer msbit = lsbit + widthminus1;
// Armv8-A removes UNPREDICTABLE for R13
if d == 15 || n == 15 then UNPREDICTABLE;
if msbit > 31 then UNPREDICTABLE;
```

### CONSTRAINED UNPREDICTABLE behavior

If `msbit > 31`, then one of the following behaviors must occur:

- The instruction is UNDEFINED.
- The instruction executes as NOP.
- The value in the destination register is UNKNOWN.

For more information about the CONSTRAINED UNPREDICTABLE behavior of this instruction, see [Architectural Constraints on UNPREDICTABLE behaviors](#).

### Assembler Symbols

<c> See [Standard assembler syntax fields](#).

<q>	See <i>Standard assembler syntax fields</i> .
<Rd>	Is the general-purpose destination register, encoded in the "Rd" field.
<Rn>	Is the general-purpose source register, encoded in the "Rn" field.
<lsb>	For encoding A1: is the bit number of the least significant bit in the field, in the range 0 to 31, encoded in the "lsb" field. For encoding T1: is the bit number of the least significant bit in the field, in the range 0 to 31, encoded in the "imm3:imm2" field.
<width>	Is the width of the field, in the range 1 to 32-<lsb>, encoded in the "widthm1" field as <width>-1.

## Operation

```
if ConditionPassed() then
    EncodingSpecificOperations();
    R[d] = ZeroExtend(R[n]<msbit:lsbit>, 32);
```

## Operational information

If CPSR.DIT is 1, this instruction has passed its condition execution check, and does not use R15 as either its source or destination:

- The execution time of this instruction is independent of:
  - The values of the data supplied in any of its registers.
  - The values of the NZCV flags.
- The response of this instruction to asynchronous exceptions does not vary based on:
  - The values of the data supplied in any of its registers.
  - The values of the NZCV flags.

Internal version only: isa v01\_31, pseudocode v2024-03\_rel ; Build timestamp: 2024-03-25T10:05

Copyright © 2010-2024 Arm Limited or its affiliates. All rights reserved. This document is Non-Confidential.

# UDF

Permanently Undefined generates an Undefined Instruction exception.

The encodings for UDF used in this section are defined as permanently UNDEFINED. However:

- With the T32 instruction set, Arm deprecates using the UDF instruction in an IT block.
- In the A32 instruction set, UDF is not conditional.

It has encodings from the following instruction sets: A32 ( [A1](#) ) and T32 ( [T1](#) and [T2](#) ).

## A1

31	30	29	28	27	26	25	24	23	22	21	20	19	18	17	16	15	14	13	12	11	10	9	8	7	6	5	4	3	2	1	0
1	1	1	0	0	1	1	1	1	1	1	1	imm12												1	1	1	1	imm4			
cond																															

## A1

```
UDF{<c>}{<q>} {#}<imm>

constant imm32 = ZeroExtend(imm12:imm4, 32);
// imm32 is for assembly and disassembly only, and is ignored by hardware.
```

## T1

15	14	13	12	11	10	9	8	7	6	5	4	3	2	1	0
1	1	0	1	1	1	1	0	imm8							

## T1

```
UDF{<c>}{<q>} {#}<imm>

constant imm32 = ZeroExtend(imm8, 32);
// imm32 is for assembly and disassembly only, and is ignored by hardware.
```

## T2

15	14	13	12	11	10	9	8	7	6	5	4	3	2	1	0	15	14	13	12	11	10	9	8	7	6	5	4	3	2	1	0
1	1	1	1	0	1	1	1	1	1	1	1	1	imm4			1	0	1	0	imm12											

## T2

```
UDF{<c>}.W {#}<imm> // (<imm> can be represented in T1)

UDF{<c>}{<q>} {#}<imm>

constant imm32 = ZeroExtend(imm4:imm12, 32);
// imm32 is for assembly and disassembly only, and is ignored by hardware.
```

## Assembler Symbols

- <c>

For encoding A1: see *Standard assembler syntax fields*. <c> must be AL or omitted.  
For encoding T1 and T2: see *Standard assembler syntax fields*. Arm deprecates using any <c> value other than AL.
- <q>

See *Standard assembler syntax fields*.
- <imm>

For encoding A1: is a 16-bit unsigned immediate, in the range 0 to 65535, encoded in the "imm12:imm4" field. The PE ignores the value of this constant.  
  
For encoding T1: is a 8-bit unsigned immediate, in the range 0 to 255, encoded in the "imm8" field. The PE ignores the value of this constant.

For encoding T2: is a 16-bit unsigned immediate, in the range 0 to 65535, encoded in the "imm4:imm12" field. The PE ignores the value of this constant.

## Operation

```
if ConditionPassed() then  
    EncodingSpecificOperations();  
    UNDEFINED;
```

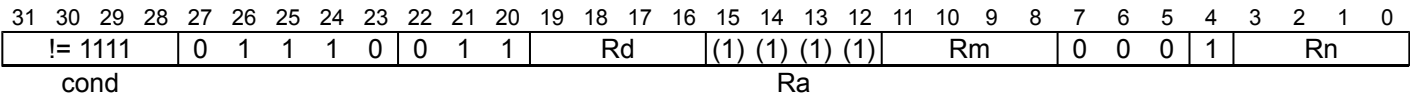
Internal version only: isa v01\_31, pseudocode v2024-03\_rel ; Build timestamp: 2024-03-25T10:05

Copyright © 2010-2024 Arm Limited or its affiliates. All rights reserved. This document is Non-Confidential.

UDIV

Unsigned Divide divides a 32-bit unsigned integer register value by a 32-bit unsigned integer register value, and writes the result to the destination register. The condition flags are not affected.  
See [Divide instructions](#) for more information about this instruction.  
It has encodings from the following instruction sets: A32 ( [A1](#) ) and T32 ( [T1](#) ).

A1



A1

```
UDIV{<c>}{<q>}{<Rd>,}{<Rn>, <Rm>}

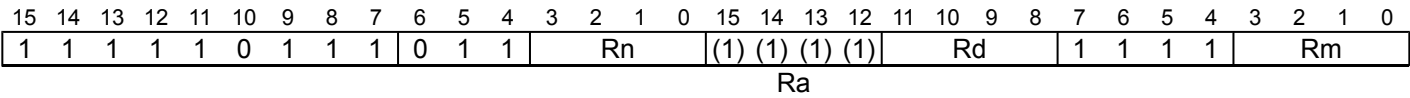
constant d = UInt(Rd);  constant n = UInt(Rn);  constant m = UInt(Rm);  constant a = UInt(Ra);
if d == 15 || n == 15 || m == 15 || a != 15 then UNPREDICTABLE;
```

CONSTRAINED UNPREDICTABLE behavior

If **Ra != '1111'**, then one of the following behaviors must occur:

- The instruction is UNDEFINED.
- The instruction executes as NOP.
- The instruction executes as described, with no change to its behavior and no additional side effects.
- The instruction performs a divide and the register specified by Ra becomes UNKNOWN.

T1



T1

```
UDIV{<c>}{<q>}{<Rd>,}{<Rn>, <Rm>}

constant d = UInt(Rd);  constant n = UInt(Rn);  constant m = UInt(Rm);  constant a = UInt(Ra);
// Armv8-A removes UNPREDICTABLE for R13
if d == 15 || n == 15 || m == 15 || a != 15 then UNPREDICTABLE;
```

CONSTRAINED UNPREDICTABLE behavior

If **Ra != '1111'**, then one of the following behaviors must occur:

- The instruction is UNDEFINED.
- The instruction executes as NOP.
- The instruction executes as described, with no change to its behavior and no additional side effects.
- The instruction performs a divide and the register specified by Ra becomes UNKNOWN.

For more information about the CONSTRAINED UNPREDICTABLE behavior of this instruction, see [Architectural Constraints on UNPREDICTABLE behaviors](#).

Assembler Symbols

- <c> See [Standard assembler syntax fields](#).
- <q> See [Standard assembler syntax fields](#).
- <Rd> Is the general-purpose destination register, encoded in the "Rd" field.

- <Rn> Is the first general-purpose source register holding the dividend, encoded in the "Rn" field.
- <Rm> Is the second general-purpose source register holding the divisor, encoded in the "Rm" field.

## Operation

```
if ConditionPassed() then
    EncodingSpecificOperations();
    integer result;
    if UInt(R[m]) == 0 then
        result = 0;
    else
        result = RoundTowardsZero(Real(UInt(R[n])) / Real(UInt(R[m])));
    R[d] = result<31:0>;
```

Internal version only: isa v01\_31, pseudocode v2024-03\_rel ; Build timestamp: 2024-03-25T10:05

Copyright © 2010-2024 Arm Limited or its affiliates. All rights reserved. This document is Non-Confidential.



# UHADD16

Unsigned Halving Add 16 performs two unsigned 16-bit integer additions, halves the results, and writes the results to the destination register. It has encodings from the following instruction sets: A32 ( [A1](#) ) and T32 ( [T1](#) ).

## A1

31	30	29	28	27	26	25	24	23	22	21	20	19	18	17	16	15	14	13	12	11	10	9	8	7	6	5	4	3	2	1	0
!= 1111				0	1	1	0	0	1	1	1	Rn				Rd				(1)	(1)	(1)	(1)	0	0	0	1	Rm			
cond																															

## A1

```
UHADD16{<c>}{<q>} {<Rd>}, <Rn>, <Rm>

constant d = UInt(Rd); constant n = UInt(Rn); constant m = UInt(Rm);
if d == 15 || n == 15 || m == 15 then UNPREDICTABLE;
```

## T1

15	14	13	12	11	10	9	8	7	6	5	4	3	2	1	0	15	14	13	12	11	10	9	8	7	6	5	4	3	2	1	0
1	1	1	1	1	0	1	0	1	0	0	1	Rn				1	1	1	1	Rd				0	1	1	0	Rm			

## T1

```
UHADD16{<c>}{<q>} {<Rd>}, <Rn>, <Rm>

constant d = UInt(Rd); constant n = UInt(Rn); constant m = UInt(Rm);
// Armv8-A removes UNPREDICTABLE for R13
if d == 15 || n == 15 || m == 15 then UNPREDICTABLE;
```

For more information about the CONSTRAINED UNPREDICTABLE behavior of this instruction, see [Architectural Constraints on UNPREDICTABLE behaviors](#).

## Assembler Symbols

- <c> See [Standard assembler syntax fields](#).
- <q> See [Standard assembler syntax fields](#).
- <Rd> Is the general-purpose destination register, encoded in the "Rd" field.
- <Rn> Is the first general-purpose source register, encoded in the "Rn" field.
- <Rm> Is the second general-purpose source register, encoded in the "Rm" field.

## Operation

```
if ConditionPassed() then
    EncodingSpecificOperations();
    constant sum1 = UInt(R[n]<15:0>) + UInt(R[m]<15:0>);
    constant sum2 = UInt(R[n]<31:16>) + UInt(R[m]<31:16>);
    R[d]<15:0> = sum1<16:1>;
    R[d]<31:16> = sum2<16:1>;
```

## Operational information

- If CPSR.DIT is 1, this instruction has passed its condition execution check, and does not use R15 as either its source or destination:
- The execution time of this instruction is independent of:
    - The values of the data supplied in any of its registers.
    - The values of the NZCV flags.
  - The response of this instruction to asynchronous exceptions does not vary based on:

- The values of the data supplied in any of its registers.
- The values of the NZCV flags.

Internal version only: isa v01\_31, pseudocode v2024-03\_rel ; Build timestamp: 2024-03-25T10:05

Copyright © 2010-2024 Arm Limited or its affiliates. All rights reserved. This document is Non-Confidential.

# UHADD8

Unsigned Halving Add 8 performs four unsigned 8-bit integer additions, halves the results, and writes the results to the destination register. It has encodings from the following instruction sets: A32 ( [A1](#) ) and T32 ( [T1](#) ).

## A1

31	30	29	28	27	26	25	24	23	22	21	20	19	18	17	16	15	14	13	12	11	10	9	8	7	6	5	4	3	2	1	0
!= 1111				0	1	1	0	0	1	1	1	Rn				Rd				(1)	(1)	(1)	(1)	1	0	0	1	Rm			
cond																															

## A1

```
UHADD8{<c>}{<q>}{<Rd>,}<Rn>,<Rm>

constant d = UInt(Rd); constant n = UInt(Rn); constant m = UInt(Rm);
if d == 15 || n == 15 || m == 15 then UNPREDICTABLE;
```

## T1

15	14	13	12	11	10	9	8	7	6	5	4	3	2	1	0	15	14	13	12	11	10	9	8	7	6	5	4	3	2	1	0
1	1	1	1	1	0	1	0	1	0	0	0	Rn				1	1	1	1	Rd				0	1	1	0	Rm			

## T1

```
UHADD8{<c>}{<q>}{<Rd>,}<Rn>,<Rm>

constant d = UInt(Rd); constant n = UInt(Rn); constant m = UInt(Rm);
// Armv8-A removes UNPREDICTABLE for R13
if d == 15 || n == 15 || m == 15 then UNPREDICTABLE;
```

For more information about the CONSTRAINED UNPREDICTABLE behavior of this instruction, see [Architectural Constraints on UNPREDICTABLE behaviors](#).

## Assembler Symbols

- <c> See [Standard assembler syntax fields](#).
- <q> See [Standard assembler syntax fields](#).
- <Rd> Is the general-purpose destination register, encoded in the "Rd" field.
- <Rn> Is the first general-purpose source register, encoded in the "Rn" field.
- <Rm> Is the second general-purpose source register, encoded in the "Rm" field.

## Operation

```
if ConditionPassed() then
    EncodingSpecificOperations();
    constant sum1 = UInt(R[n]<7:0>) + UInt(R[m]<7:0>);
    constant sum2 = UInt(R[n]<15:8>) + UInt(R[m]<15:8>);
    constant sum3 = UInt(R[n]<23:16>) + UInt(R[m]<23:16>);
    constant sum4 = UInt(R[n]<31:24>) + UInt(R[m]<31:24>);
    R[d]<7:0> = sum1<8:1>;
    R[d]<15:8> = sum2<8:1>;
    R[d]<23:16> = sum3<8:1>;
    R[d]<31:24> = sum4<8:1>;
```

## Operational information

If CPSR.DIT is 1, this instruction has passed its condition execution check, and does not use R15 as either its source or destination:

- The execution time of this instruction is independent of:
  - The values of the data supplied in any of its registers.
  - The values of the NZCV flags.
- The response of this instruction to asynchronous exceptions does not vary based on:
  - The values of the data supplied in any of its registers.
  - The values of the NZCV flags.

Internal version only: isa v01\_31, pseudocode v2024-03\_rel ; Build timestamp: 2024-03-25T10:05

Copyright © 2010-2024 Arm Limited or its affiliates. All rights reserved. This document is Non-Confidential.

# UHASX

Unsigned Halving Add and Subtract with Exchange exchanges the two halfwords of the second operand, performs one unsigned 16-bit integer addition and one unsigned 16-bit subtraction, halves the results, and writes the results to the destination register. It has encodings from the following instruction sets: A32 ( [A1](#) ) and T32 ( [T1](#) ).

## A1

31	30	29	28	27	26	25	24	23	22	21	20	19	18	17	16	15	14	13	12	11	10	9	8	7	6	5	4	3	2	1	0
!= 1111				0	1	1	0	0	1	1	1	Rn				Rd				(1)	(1)	(1)	(1)	0	0	1	1	Rm			
cond																															

## A1

```
UHASX{<c>}{<q>} {<Rd>}, <Rn>, <Rm>

constant d = UInt(Rd);  constant n = UInt(Rn);  constant m = UInt(Rm);
if d == 15 || n == 15 || m == 15 then UNPREDICTABLE;
```

## T1

15	14	13	12	11	10	9	8	7	6	5	4	3	2	1	0	15	14	13	12	11	10	9	8	7	6	5	4	3	2	1	0
1	1	1	1	1	0	1	0	1	0	1	0	Rn				1	1	1	1	Rd				0	1	1	0	Rm			

## T1

```
UHASX{<c>}{<q>} {<Rd>}, <Rn>, <Rm>

constant d = UInt(Rd);  constant n = UInt(Rn);  constant m = UInt(Rm);
// Armv8-A removes UNPREDICTABLE for R13
if d == 15 || n == 15 || m == 15 then UNPREDICTABLE;
```

For more information about the CONSTRAINED UNPREDICTABLE behavior of this instruction, see [Architectural Constraints on UNPREDICTABLE behaviors](#).

## Assembler Symbols

- <c> See [Standard assembler syntax fields](#).
- <q> See [Standard assembler syntax fields](#).
- <Rd> Is the general-purpose destination register, encoded in the "Rd" field.
- <Rn> Is the first general-purpose source register, encoded in the "Rn" field.
- <Rm> Is the second general-purpose source register, encoded in the "Rm" field.

## Operation

```
if ConditionPassed() then
    EncodingSpecificOperations();
    constant diff = UInt(R[n]<15:0>) - UInt(R[m]<31:16>);
    constant sum  = UInt(R[n]<31:16>) + UInt(R[m]<15:0>);
    R[d]<15:0>    = diff<16:1>;
    R[d]<31:16>   = sum<16:1>;
```

## Operational information

- If CPSR.DIT is 1, this instruction has passed its condition execution check, and does not use R15 as either its source or destination:
- The execution time of this instruction is independent of:
    - The values of the data supplied in any of its registers.
    - The values of the NZCV flags.

- The response of this instruction to asynchronous exceptions does not vary based on:
  - The values of the data supplied in any of its registers.
  - The values of the NZCV flags.

Internal version only: isa v01\_31, pseudocode v2024-03\_rel ; Build timestamp: 2024-03-25T10:05

Copyright © 2010-2024 Arm Limited or its affiliates. All rights reserved. This document is Non-Confidential.

# UHSAX

Unsigned Halving Subtract and Add with Exchange exchanges the two halfwords of the second operand, performs one unsigned 16-bit integer subtraction and one unsigned 16-bit addition, halves the results, and writes the results to the destination register. It has encodings from the following instruction sets: A32 ( [A1](#) ) and T32 ( [T1](#) ).

## A1

31	30	29	28	27	26	25	24	23	22	21	20	19	18	17	16	15	14	13	12	11	10	9	8	7	6	5	4	3	2	1	0
!= 1111				0	1	1	0	0	1	1	1	Rn				Rd				(1)	(1)	(1)	(1)	0	1	0	1	Rm			
cond																															

## A1

```
UHSAX{<c>}{<q>} {<Rd>, } <Rn>, <Rm>

constant d = UInt(Rd);  constant n = UInt(Rn);  constant m = UInt(Rm);
if d == 15 || n == 15 || m == 15 then UNPREDICTABLE;
```

## T1

15	14	13	12	11	10	9	8	7	6	5	4	3	2	1	0	15	14	13	12	11	10	9	8	7	6	5	4	3	2	1	0
1	1	1	1	1	0	1	0	1	1	1	0	Rn				1	1	1	1	Rd				0	1	1	0	Rm			

## T1

```
UHSAX{<c>}{<q>} {<Rd>, } <Rn>, <Rm>

constant d = UInt(Rd);  constant n = UInt(Rn);  constant m = UInt(Rm);
// Armv8-A removes UNPREDICTABLE for R13
if d == 15 || n == 15 || m == 15 then UNPREDICTABLE;
```

For more information about the CONSTRAINED UNPREDICTABLE behavior of this instruction, see [Architectural Constraints on UNPREDICTABLE behaviors](#).

## Assembler Symbols

<c>	See <a href="#">Standard assembler syntax fields</a> .
<q>	See <a href="#">Standard assembler syntax fields</a> .
<Rd>	Is the general-purpose destination register, encoded in the "Rd" field.
<Rn>	Is the first general-purpose source register, encoded in the "Rn" field.
<Rm>	Is the second general-purpose source register, encoded in the "Rm" field.

## Operation

```
if ConditionPassed() then
    EncodingSpecificOperations();
    constant sum  = UInt(R[n]<15:0>) + UInt(R[m]<31:16>);
    constant diff = UInt(R[n]<31:16>) - UInt(R[m]<15:0>);
    R[d]<15:0>    = sum<16:1>;
    R[d]<31:16>   = diff<16:1>;
```

## Operational information

- If CPSR.DIT is 1, this instruction has passed its condition execution check, and does not use R15 as either its source or destination:
- The execution time of this instruction is independent of:
    - The values of the data supplied in any of its registers.
    - The values of the NZCV flags.

- The response of this instruction to asynchronous exceptions does not vary based on:
  - The values of the data supplied in any of its registers.
  - The values of the NZCV flags.

Internal version only: isa v01\_31, pseudocode v2024-03\_rel ; Build timestamp: 2024-03-25T10:05

Copyright © 2010-2024 Arm Limited or its affiliates. All rights reserved. This document is Non-Confidential.



# UHSUB16

Unsigned Halving Subtract 16 performs two unsigned 16-bit integer subtractions, halves the results, and writes the results to the destination register. It has encodings from the following instruction sets: A32 ( [A1](#) ) and T32 ( [T1](#) ).

## A1

31	30	29	28	27	26	25	24	23	22	21	20	19	18	17	16	15	14	13	12	11	10	9	8	7	6	5	4	3	2	1	0
!= 1111				0	1	1	0	0	1	1	1	Rn				Rd				(1)	(1)	(1)	(1)	0	1	1	1	Rm			
cond																															

## A1

```
UHSUB16{<c>}{<q>} {<Rd>}, <Rn>, <Rm>

constant d = UInt(Rd); constant n = UInt(Rn); constant m = UInt(Rm);
if d == 15 || n == 15 || m == 15 then UNPREDICTABLE;
```

## T1

15	14	13	12	11	10	9	8	7	6	5	4	3	2	1	0	15	14	13	12	11	10	9	8	7	6	5	4	3	2	1	0
1	1	1	1	1	0	1	0	1	1	0	1	Rn				1	1	1	1	Rd				0	1	1	0	Rm			

## T1

```
UHSUB16{<c>}{<q>} {<Rd>}, <Rn>, <Rm>

constant d = UInt(Rd); constant n = UInt(Rn); constant m = UInt(Rm);
// Armv8-A removes UNPREDICTABLE for R13
if d == 15 || n == 15 || m == 15 then UNPREDICTABLE;
```

For more information about the CONSTRAINED UNPREDICTABLE behavior of this instruction, see [Architectural Constraints on UNPREDICTABLE behaviors](#).

## Assembler Symbols

- <c> See [Standard assembler syntax fields](#).
- <q> See [Standard assembler syntax fields](#).
- <Rd> Is the general-purpose destination register, encoded in the "Rd" field.
- <Rn> Is the first general-purpose source register, encoded in the "Rn" field.
- <Rm> Is the second general-purpose source register, encoded in the "Rm" field.

## Operation

```
if ConditionPassed() then
    EncodingSpecificOperations();
    constant diff1 = UInt(R[n]<15:0>) - UInt(R[m]<15:0>);
    constant diff2 = UInt(R[n]<31:16>) - UInt(R[m]<31:16>);
    R[d]<15:0> = diff1<16:1>;
    R[d]<31:16> = diff2<16:1>;
```

## Operational information

- If CPSR.DIT is 1, this instruction has passed its condition execution check, and does not use R15 as either its source or destination:
- The execution time of this instruction is independent of:
    - The values of the data supplied in any of its registers.
    - The values of the NZCV flags.
  - The response of this instruction to asynchronous exceptions does not vary based on:

- The values of the data supplied in any of its registers.
- The values of the NZCV flags.

Internal version only: isa v01\_31, pseudocode v2024-03\_rel ; Build timestamp: 2024-03-25T10:05

Copyright © 2010-2024 Arm Limited or its affiliates. All rights reserved. This document is Non-Confidential.

# UHSUB8

Unsigned Halving Subtract 8 performs four unsigned 8-bit integer subtractions, halves the results, and writes the results to the destination register. It has encodings from the following instruction sets: A32 ( [A1](#) ) and T32 ( [T1](#) ).

## A1

31	30	29	28	27	26	25	24	23	22	21	20	19	18	17	16	15	14	13	12	11	10	9	8	7	6	5	4	3	2	1	0
!= 1111				0	1	1	0	0	1	1	1	Rn				Rd				(1)	(1)	(1)	(1)	1	1	1	1	Rm			
cond																															

## A1

```
UHSUB8{<c>}{<q>}{<Rd>,}<Rn>,<Rm>

constant d = UInt(Rd); constant n = UInt(Rn); constant m = UInt(Rm);
if d == 15 || n == 15 || m == 15 then UNPREDICTABLE;
```

## T1

15	14	13	12	11	10	9	8	7	6	5	4	3	2	1	0	15	14	13	12	11	10	9	8	7	6	5	4	3	2	1	0
1	1	1	1	1	0	1	0	1	1	0	0	Rn				1	1	1	1	Rd				0	1	1	0	Rm			

## T1

```
UHSUB8{<c>}{<q>}{<Rd>,}<Rn>,<Rm>

constant d = UInt(Rd); constant n = UInt(Rn); constant m = UInt(Rm);
// Armv8-A removes UNPREDICTABLE for R13
if d == 15 || n == 15 || m == 15 then UNPREDICTABLE;
```

For more information about the CONSTRAINED UNPREDICTABLE behavior of this instruction, see [Architectural Constraints on UNPREDICTABLE behaviors](#).

## Assembler Symbols

- <c> See [Standard assembler syntax fields](#).
- <q> See [Standard assembler syntax fields](#).
- <Rd> Is the general-purpose destination register, encoded in the "Rd" field.
- <Rn> Is the first general-purpose source register, encoded in the "Rn" field.
- <Rm> Is the second general-purpose source register, encoded in the "Rm" field.

## Operation

```
if ConditionPassed() then
    EncodingSpecificOperations();
    constant diff1 = UInt(R[n]<7:0>) - UInt(R[m]<7:0>);
    constant diff2 = UInt(R[n]<15:8>) - UInt(R[m]<15:8>);
    constant diff3 = UInt(R[n]<23:16>) - UInt(R[m]<23:16>);
    constant diff4 = UInt(R[n]<31:24>) - UInt(R[m]<31:24>);
    R[d]<7:0> = diff1<8:1>;
    R[d]<15:8> = diff2<8:1>;
    R[d]<23:16> = diff3<8:1>;
    R[d]<31:24> = diff4<8:1>;
```

## Operational information

If CPSR.DIT is 1, this instruction has passed its condition execution check, and does not use R15 as either its source or destination:

- The execution time of this instruction is independent of:
  - The values of the data supplied in any of its registers.
  - The values of the NZCV flags.
- The response of this instruction to asynchronous exceptions does not vary based on:
  - The values of the data supplied in any of its registers.
  - The values of the NZCV flags.

Internal version only: isa v01\_31, pseudocode v2024-03\_rel ; Build timestamp: 2024-03-25T10:05

Copyright © 2010-2024 Arm Limited or its affiliates. All rights reserved. This document is Non-Confidential.

# UMAAL

Unsigned Multiply Accumulate Accumulate Long multiplies two unsigned 32-bit values to produce a 64-bit value, adds two unsigned 32-bit values, and writes the 64-bit result to two registers.  
It has encodings from the following instruction sets: A32 ( [A1](#) ) and T32 ( [T1](#) ).

## A1

31	30	29	28	27	26	25	24	23	22	21	20	19	18	17	16	15	14	13	12	11	10	9	8	7	6	5	4	3	2	1	0
!= 1111				0	0	0	0	0	1	0	0	RdHi				RdLo				Rm				1	0	0	1	Rn			
cond																															

## A1

```
UMAAL{<c>}{<q>} <RdLo>, <RdHi>, <Rn>, <Rm>

constant dLo = UInt(RdLo);  constant dHi = UInt(RdHi);  constant n = UInt(Rn);
constant m = UInt(Rm);
if dLo == 15 || dHi == 15 || n == 15 || m == 15 then UNPREDICTABLE;
if dHi == dLo then UNPREDICTABLE;
```

### CONSTRAINED UNPREDICTABLE behavior

If `dHi == dLo`, then one of the following behaviors must occur:

- The instruction is UNDEFINED.
- The instruction executes as NOP.
- The value in the destination register is UNKNOWN.

## T1

15	14	13	12	11	10	9	8	7	6	5	4	3	2	1	0	15	14	13	12	11	10	9	8	7	6	5	4	3	2	1	0
1	1	1	1	1	0	1	1	1	1	1	0	Rn				RdLo				RdHi				0	1	1	0	Rm			

## T1

```
UMAAL{<c>}{<q>} <RdLo>, <RdHi>, <Rn>, <Rm>

constant dLo = UInt(RdLo);  constant dHi = UInt(RdHi);  constant n = UInt(Rn);
constant m = UInt(Rm);
if dLo == 15 || dHi == 15 || n == 15 || m == 15 then UNPREDICTABLE;
// Armv8-A removes UNPREDICTABLE for R13
if dHi == dLo then UNPREDICTABLE;
```

### CONSTRAINED UNPREDICTABLE behavior

If `dHi == dLo`, then one of the following behaviors must occur:

- The instruction is UNDEFINED.
- The instruction executes as NOP.
- The value in the destination register is UNKNOWN.

For more information about the CONSTRAINED UNPREDICTABLE behavior of this instruction, see [Architectural Constraints on UNPREDICTABLE behaviors](#).

### Assembler Symbols

- <c> See [Standard assembler syntax fields](#).
- <q> See [Standard assembler syntax fields](#).

<RdLo>	Is the general-purpose source register holding the first addend and the destination register for the lower 32 bits of the result, encoded in the "RdLo" field.
<RdHi>	Is the general-purpose source register holding the second addend and the destination register for the upper 32 bits of the result, encoded in the "RdHi" field.
<Rn>	Is the first general-purpose source register holding the multiplicand, encoded in the "Rn" field.
<Rm>	Is the second general-purpose source register holding the multiplier, encoded in the "Rm" field.

## Operation

```
if ConditionPassed() then
    EncodingSpecificOperations();
    constant result = UInt(R[n]) * UInt(R[m]) + UInt(R[dHi]) + UInt(R[dLo]);
    R[dHi] = result<63:32>;
    R[dLo] = result<31:0>;
```

## Operational information

If CPSR.DIT is 1, this instruction has passed its condition execution check, and does not use R15 as either its source or destination:

- The execution time of this instruction is independent of:
  - The values of the data supplied in any of its registers.
  - The values of the NZCV flags.
- The response of this instruction to asynchronous exceptions does not vary based on:
  - The values of the data supplied in any of its registers.
  - The values of the NZCV flags.

Internal version only: isa v01\_31, pseudocode v2024-03\_rel ; Build timestamp: 2024-03-25T10:05

Copyright © 2010-2024 Arm Limited or its affiliates. All rights reserved. This document is Non-Confidential.

# UMLAL, UMLALS

Unsigned Multiply Accumulate Long multiplies two unsigned 32-bit values to produce a 64-bit value, and accumulates this with a 64-bit value. In A32 instructions, the condition flags can optionally be updated based on the result. Use of this option adversely affects performance on many implementations. It has encodings from the following instruction sets: A32 ( [A1](#) ) and T32 ( [T1](#) ).

## A1

31	30	29	28	27	26	25	24	23	22	21	20	19	18	17	16	15	14	13	12	11	10	9	8	7	6	5	4	3	2	1	0
!= 1111				0	0	0	0	1	0	1	S	RdHi				RdLo				Rm				1 0 0 1				Rn			
cond																															

### Flag setting (S == 1)

UMLALS{<c>}{<q>} <RdLo>, <RdHi>, <Rn>, <Rm>

### Not flag setting (S == 0)

UMLAL{<c>}{<q>} <RdLo>, <RdHi>, <Rn>, <Rm>

```
constant dLo = UInt(RdLo);  constant dHi = UInt(RdHi);  constant n = UInt(Rn);
constant m = UInt(Rm);  constant setflags = (S == '1');
if dLo == 15 || dHi == 15 || n == 15 || m == 15 then UNPREDICTABLE;
if dHi == dLo then UNPREDICTABLE;
```

## CONSTRAINED UNPREDICTABLE behavior

If `dHi == dLo`, then one of the following behaviors must occur:

- The instruction is UNDEFINED.
- The instruction executes as NOP.
- The value in the destination register is UNKNOWN.

## T1

15	14	13	12	11	10	9	8	7	6	5	4	3	2	1	0	15	14	13	12	11	10	9	8	7	6	5	4	3	2	1	0
1	1	1	1	1	0	1	1	1	1	1	0	Rn				RdLo				RdHi				0	0	0	0	Rm			

## T1

UMLAL{<c>}{<q>} <RdLo>, <RdHi>, <Rn>, <Rm>

```
constant dLo = UInt(RdLo);  constant dHi = UInt(RdHi);  constant n = UInt(Rn);
constant m = UInt(Rm);  constant setflags = FALSE;
if dLo == 15 || dHi == 15 || n == 15 || m == 15 then UNPREDICTABLE;
// Armv8-A removes UNPREDICTABLE for R13
if dHi == dLo then UNPREDICTABLE;
```

## CONSTRAINED UNPREDICTABLE behavior

If `dHi == dLo`, then one of the following behaviors must occur:

- The instruction is UNDEFINED.
- The instruction executes as NOP.
- The value in the destination register is UNKNOWN.

For more information about the CONSTRAINED UNPREDICTABLE behavior of this instruction, see [Architectural Constraints on UNPREDICTABLE behaviors](#).

Assembler Symbols

<c>	See <i>Standard assembler syntax fields</i> .
<q>	See <i>Standard assembler syntax fields</i> .
<RdLo>	Is the general-purpose source register holding the lower 32 bits of the addend, and the destination register for the lower 32 bits of the result, encoded in the "RdLo" field.
<RdHi>	Is the general-purpose source register holding the upper 32 bits of the addend, and the destination register for the upper 32 bits of the result, encoded in the "RdHi" field.
<Rn>	Is the first general-purpose source register holding the multiplicand, encoded in the "Rn" field.
<Rm>	Is the second general-purpose source register holding the multiplier, encoded in the "Rm" field.

Operation

```
if ConditionPassed() then
    EncodingSpecificOperations();
    constant result = UInt(R[n]) * UInt(R[m]) + UInt(R[dHi]:R[dLo]);
    R[dHi] = result<63:32>;
    R[dLo] = result<31:0>;
    if setflags then
        PSTATE.N = result<63>;
        PSTATE.Z = IsZeroBit(result<63:0>);
        // PSTATE.C, PSTATE.V unchanged
```

Operational information

If CPSR.DIT is 1, this instruction has passed its condition execution check, and does not use R15 as either its source or destination:

- The execution time of this instruction is independent of:
  - The values of the data supplied in any of its registers.
  - The values of the NZCV flags.
- The response of this instruction to asynchronous exceptions does not vary based on:
  - The values of the data supplied in any of its registers.
  - The values of the NZCV flags.



# UMULL, UMULLS

Unsigned Multiply Long multiplies two 32-bit unsigned values to produce a 64-bit result.

In A32 instructions, the condition flags can optionally be updated based on the result. Use of this option adversely affects performance on many implementations.

It has encodings from the following instruction sets: A32 ( [A1](#) ) and T32 ( [T1](#) ).

## A1

31	30	29	28	27	26	25	24	23	22	21	20	19	18	17	16	15	14	13	12	11	10	9	8	7	6	5	4	3	2	1	0
!= 1111				0	0	0	0	1	0	0	S	RdHi				RdLo				Rm				1 0 0 1				Rn			
cond																															

### Flag setting (S == 1)

UMULLS{<c>}{<q>} <RdLo>, <RdHi>, <Rn>, <Rm>

### Not flag setting (S == 0)

UMULL{<c>}{<q>} <RdLo>, <RdHi>, <Rn>, <Rm>

```
constant dLo = UInt(RdLo);  constant dHi = UInt(RdHi);  constant n = UInt(Rn);
constant m = UInt(Rm);  constant setflags = (S == '1');
if dLo == 15 || dHi == 15 || n == 15 || m == 15 then UNPREDICTABLE;
if dHi == dLo then UNPREDICTABLE;
```

## CONSTRAINED UNPREDICTABLE behavior

If `dHi == dLo`, then one of the following behaviors must occur:

- The instruction is UNDEFINED.
- The instruction executes as NOP.
- The value in the destination register is UNKNOWN.

## T1

15	14	13	12	11	10	9	8	7	6	5	4	3	2	1	0	15	14	13	12	11	10	9	8	7	6	5	4	3	2	1	0
1	1	1	1	1	0	1	1	1	0	1	0	Rn				RdLo				RdHi				0	0	0	0	Rm			

## T1

UMULL{<c>}{<q>} <RdLo>, <RdHi>, <Rn>, <Rm>

```
constant dLo = UInt(RdLo);  constant dHi = UInt(RdHi);  constant n = UInt(Rn);
constant m = UInt(Rm);  constant setflags = FALSE;
if dLo == 15 || dHi == 15 || n == 15 || m == 15 then UNPREDICTABLE;
// Armv8-A removes UNPREDICTABLE for R13
if dHi == dLo then UNPREDICTABLE;
```

## CONSTRAINED UNPREDICTABLE behavior

If `dHi == dLo`, then one of the following behaviors must occur:

- The instruction is UNDEFINED.
- The instruction executes as NOP.
- The value in the destination register is UNKNOWN.

For more information about the CONSTRAINED UNPREDICTABLE behavior of this instruction, see [Architectural Constraints on UNPREDICTABLE behaviors](#).

Assembler Symbols

<c>	See <i>Standard assembler syntax fields</i> .
<q>	See <i>Standard assembler syntax fields</i> .
<RdLo>	Is the general-purpose destination register for the lower 32 bits of the result, encoded in the "RdLo" field.
<RdHi>	Is the general-purpose destination register for the upper 32 bits of the result, encoded in the "RdHi" field.
<Rn>	Is the first general-purpose source register holding the multiplicand, encoded in the "Rn" field.
<Rm>	Is the second general-purpose source register holding the multiplier, encoded in the "Rm" field.

Operation

```
if ConditionPassed() then
    EncodingSpecificOperations();
    constant result = UInt(R[n]) * UInt(R[m]);
    R[dHi] = result<63:32>;
    R[dLo] = result<31:0>;
    if setflags then
        PSTATE.N = result<63>;
        PSTATE.Z = IsZeroBit(result<63:0>);
        // PSTATE.C, PSTATE.V unchanged
```

Operational information

If CPSR.DIT is 1, this instruction has passed its condition execution check, and does not use R15 as either its source or destination:

- The execution time of this instruction is independent of:
  - The values of the data supplied in any of its registers.
  - The values of the NZCV flags.
- The response of this instruction to asynchronous exceptions does not vary based on:
  - The values of the data supplied in any of its registers.
  - The values of the NZCV flags.

UQADD16

Unsigned Saturating Add 16 performs two unsigned 16-bit integer additions, saturates the results to the 16-bit unsigned integer range  $0 \leq x \leq 2^{16} - 1$ , and writes the results to the destination register.

It has encodings from the following instruction sets: A32 ( [A1](#) ) and T32 ( [T1](#) ).

A1

31	30	29	28	27	26	25	24	23	22	21	20	19	18	17	16	15	14	13	12	11	10	9	8	7	6	5	4	3	2	1	0
!= 1111				0	1	1	0	0	1	1	0	Rn				Rd				(1)	(1)	(1)	(1)	0	0	0	1	Rm			
cond																															

A1

```
UQADD16{<c>}{<q>} {<Rd>}, {<Rn>, <Rm>}

constant d = UInt(Rd);  constant n = UInt(Rn);  constant m = UInt(Rm);
if d == 15 || n == 15 || m == 15 then UNPREDICTABLE;
```

T1

15	14	13	12	11	10	9	8	7	6	5	4	3	2	1	0	15	14	13	12	11	10	9	8	7	6	5	4	3	2	1	0
1	1	1	1	1	0	1	0	1	0	0	1	Rn				1	1	1	1	Rd				0	1	0	1	Rm			

T1

```
UQADD16{<c>}{<q>} {<Rd>}, {<Rn>, <Rm>}

constant d = UInt(Rd);  constant n = UInt(Rn);  constant m = UInt(Rm);
// Armv8-A removes UNPREDICTABLE for R13
if d == 15 || n == 15 || m == 15 then UNPREDICTABLE;
```

For more information about the CONSTRAINED UNPREDICTABLE behavior of this instruction, see [Architectural Constraints on UNPREDICTABLE behaviors](#).

Assembler Symbols

- <c> See [Standard assembler syntax fields](#).
- <q> See [Standard assembler syntax fields](#).
- <Rd> Is the general-purpose destination register, encoded in the "Rd" field.
- <Rn> Is the first general-purpose source register, encoded in the "Rn" field.
- <Rm> Is the second general-purpose source register, encoded in the "Rm" field.

Operation

```
if ConditionPassed() then
    EncodingSpecificOperations();
    constant sum1 = UInt(R[n]<15:0>) + UInt(R[m]<15:0>);
    constant sum2 = UInt(R[n]<31:16>) + UInt(R[m]<31:16>);
    R[d]<15:0> = UnsignedSat(sum1, 16);
    R[d]<31:16> = UnsignedSat(sum2, 16);
```

UQADD8

Unsigned Saturating Add 8 performs four unsigned 8-bit integer additions, saturates the results to the 8-bit unsigned integer range  $0 \leq x \leq 2^8 - 1$ , and writes the results to the destination register.

It has encodings from the following instruction sets: A32 ( [A1](#) ) and T32 ( [T1](#) ).

A1

31	30	29	28	27	26	25	24	23	22	21	20	19	18	17	16	15	14	13	12	11	10	9	8	7	6	5	4	3	2	1	0
!= 1111				0	1	1	0	0	1	1	0	Rn				Rd				(1)	(1)	(1)	(1)	1	0	0	1	Rm			
cond																															

A1

```
UQADD8{<c>}{<q>} {<Rd>,<Rn>,<Rm>}

constant d = UInt(Rd); constant n = UInt(Rn); constant m = UInt(Rm);
if d == 15 || n == 15 || m == 15 then UNPREDICTABLE;
```

T1

15	14	13	12	11	10	9	8	7	6	5	4	3	2	1	0	15	14	13	12	11	10	9	8	7	6	5	4	3	2	1	0
1	1	1	1	1	0	1	0	1	0	0	0	Rn				1	1	1	1	Rd				0	1	0	1	Rm			

T1

```
UQADD8{<c>}{<q>} {<Rd>,<Rn>,<Rm>}

constant d = UInt(Rd); constant n = UInt(Rn); constant m = UInt(Rm);
// Armv8-A removes UNPREDICTABLE for R13
if d == 15 || n == 15 || m == 15 then UNPREDICTABLE;
```

For more information about the CONSTRAINED UNPREDICTABLE behavior of this instruction, see [Architectural Constraints on UNPREDICTABLE behaviors](#).

Assembler Symbols

- <c> See [Standard assembler syntax fields](#).
- <q> See [Standard assembler syntax fields](#).
- <Rd> Is the general-purpose destination register, encoded in the "Rd" field.
- <Rn> Is the first general-purpose source register, encoded in the "Rn" field.
- <Rm> Is the second general-purpose source register, encoded in the "Rm" field.

Operation

```
if ConditionPassed() then
    EncodingSpecificOperations();
    constant sum1 = UInt(R[n]<7:0>) + UInt(R[m]<7:0>);
    constant sum2 = UInt(R[n]<15:8>) + UInt(R[m]<15:8>);
    constant sum3 = UInt(R[n]<23:16>) + UInt(R[m]<23:16>);
    constant sum4 = UInt(R[n]<31:24>) + UInt(R[m]<31:24>);
    R[d]<7:0> = UnsignedSat(sum1, 8);
    R[d]<15:8> = UnsignedSat(sum2, 8);
    R[d]<23:16> = UnsignedSat(sum3, 8);
    R[d]<31:24> = UnsignedSat(sum4, 8);
```

UQASX

Unsigned Saturating Add and Subtract with Exchange exchanges the two halfwords of the second operand, performs one unsigned 16-bit integer addition and one unsigned 16-bit subtraction, saturates the results to the 16-bit unsigned integer range  $0 \leq x \leq 2^{16} - 1$ , and writes the results to the destination register.

It has encodings from the following instruction sets: A32 ( [A1](#) ) and T32 ( [T1](#) ).

A1

31	30	29	28	27	26	25	24	23	22	21	20	19	18	17	16	15	14	13	12	11	10	9	8	7	6	5	4	3	2	1	0
!= 1111				0	1	1	0	0	1	1	0	Rn				Rd				(1)	(1)	(1)	(1)	0	0	1	1	Rm			
cond																															

A1

```
UQASX{<c>}{<q>} {<Rd>,} <Rn>, <Rm>

constant d = UInt(Rd); constant n = UInt(Rn); constant m = UInt(Rm);
if d == 15 || n == 15 || m == 15 then UNPREDICTABLE;
```

T1

15	14	13	12	11	10	9	8	7	6	5	4	3	2	1	0	15	14	13	12	11	10	9	8	7	6	5	4	3	2	1	0
1	1	1	1	1	0	1	0	1	0	1	0	Rn				1	1	1	1	Rd				0	1	0	1	Rm			

T1

```
UQASX{<c>}{<q>} {<Rd>,} <Rn>, <Rm>

constant d = UInt(Rd); constant n = UInt(Rn); constant m = UInt(Rm);
// Armv8-A removes UNPREDICTABLE for R13
if d == 15 || n == 15 || m == 15 then UNPREDICTABLE;
```

For more information about the CONSTRAINED UNPREDICTABLE behavior of this instruction, see [Architectural Constraints on UNPREDICTABLE behaviors](#).

Assembler Symbols

- <c> See [Standard assembler syntax fields](#).
- <q> See [Standard assembler syntax fields](#).
- <Rd> Is the general-purpose destination register, encoded in the "Rd" field.
- <Rn> Is the first general-purpose source register, encoded in the "Rn" field.
- <Rm> Is the second general-purpose source register, encoded in the "Rm" field.

Operation

```
if ConditionPassed() then
    EncodingSpecificOperations();
    constant diff = UInt(R[n]<15:0>) - UInt(R[m]<31:16>);
    constant sum  = UInt(R[n]<31:16>) + UInt(R[m]<15:0>);
    R[d]<15:0>    = UnsignedSat(diff, 16);
    R[d]<31:16>   = UnsignedSat(sum, 16);
```

UQSAX

Unsigned Saturating Subtract and Add with Exchange exchanges the two halfwords of the second operand, performs one unsigned 16-bit integer subtraction and one unsigned 16-bit addition, saturates the results to the 16-bit unsigned integer range  $0 \leq x \leq 2^{16} - 1$ , and writes the results to the destination register.

It has encodings from the following instruction sets: A32 ( [A1](#) ) and T32 ( [T1](#) ).

A1

31	30	29	28	27	26	25	24	23	22	21	20	19	18	17	16	15	14	13	12	11	10	9	8	7	6	5	4	3	2	1	0
!= 1111				0	1	1	0	0	1	1	0	Rn				Rd				(1)	(1)	(1)	(1)	0	1	0	1	Rm			
cond																															

A1

```
UQSAX{<c>}{<q>} {<Rd>}, <Rn>, <Rm>

constant d = UInt(Rd);  constant n = UInt(Rn);  constant m = UInt(Rm);
if d == 15 || n == 15 || m == 15 then UNPREDICTABLE;
```

T1

15	14	13	12	11	10	9	8	7	6	5	4	3	2	1	0	15	14	13	12	11	10	9	8	7	6	5	4	3	2	1	0
1	1	1	1	1	0	1	0	1	1	1	0	Rn				1	1	1	1	Rd				0	1	0	1	Rm			

T1

```
UQSAX{<c>}{<q>} {<Rd>}, <Rn>, <Rm>

constant d = UInt(Rd);  constant n = UInt(Rn);  constant m = UInt(Rm);
// Armv8-A removes UNPREDICTABLE for R13
if d == 15 || n == 15 || m == 15 then UNPREDICTABLE;
```

For more information about the CONSTRAINED UNPREDICTABLE behavior of this instruction, see [Architectural Constraints on UNPREDICTABLE behaviors](#).

Assembler Symbols

- <c> See [Standard assembler syntax fields](#).
- <q> See [Standard assembler syntax fields](#).
- <Rd> Is the general-purpose destination register, encoded in the "Rd" field.
- <Rn> Is the first general-purpose source register, encoded in the "Rn" field.
- <Rm> Is the second general-purpose source register, encoded in the "Rm" field.

Operation

```
if ConditionPassed() then
    EncodingSpecificOperations();
    constant sum  = UInt(R[n]<15:0>) + UInt(R[m]<31:16>);
    constant diff = UInt(R[n]<31:16>) - UInt(R[m]<15:0>);
    R[d]<15:0>    = UnsignedSat(sum, 16);
    R[d]<31:16>   = UnsignedSat(diff, 16);
```

UQSUB16

Unsigned Saturating Subtract 16 performs two unsigned 16-bit integer subtractions, saturates the results to the 16-bit unsigned integer range  $0 \leq x \leq 2^{16} - 1$ , and writes the results to the destination register. It has encodings from the following instruction sets: A32 ( [A1](#) ) and T32 ( [T1](#) ).

A1

31	30	29	28	27	26	25	24	23	22	21	20	19	18	17	16	15	14	13	12	11	10	9	8	7	6	5	4	3	2	1	0
!= 1111				0	1	1	0	0	1	1	0	Rn				Rd				(1)	(1)	(1)	(1)	0	1	1	1	Rm			
cond																															

A1

```
UQSUB16{<c>}{<q>} {<Rd>}, {<Rn>, <Rm>}

constant d = UInt(Rd); constant n = UInt(Rn); constant m = UInt(Rm);
if d == 15 || n == 15 || m == 15 then UNPREDICTABLE;
```

T1

15	14	13	12	11	10	9	8	7	6	5	4	3	2	1	0	15	14	13	12	11	10	9	8	7	6	5	4	3	2	1	0
1	1	1	1	1	0	1	0	1	1	0	1	Rn				1	1	1	1	Rd				0	1	0	1	Rm			

T1

```
UQSUB16{<c>}{<q>} {<Rd>}, {<Rn>, <Rm>}

constant d = UInt(Rd); constant n = UInt(Rn); constant m = UInt(Rm);
// Armv8-A removes UNPREDICTABLE for R13
if d == 15 || n == 15 || m == 15 then UNPREDICTABLE;
```

For more information about the CONSTRAINED UNPREDICTABLE behavior of this instruction, see [Architectural Constraints on UNPREDICTABLE behaviors](#).

Assembler Symbols

- <c> See [Standard assembler syntax fields](#).
- <q> See [Standard assembler syntax fields](#).
- <Rd> Is the general-purpose destination register, encoded in the "Rd" field.
- <Rn> Is the first general-purpose source register, encoded in the "Rn" field.
- <Rm> Is the second general-purpose source register, encoded in the "Rm" field.

Operation

```
if ConditionPassed() then
    EncodingSpecificOperations();
    constant diff1 = UInt(R[n]<15:0>) - UInt(R[m]<15:0>);
    constant diff2 = UInt(R[n]<31:16>) - UInt(R[m]<31:16>);
    R[d]<15:0> = UnsignedSat(diff1, 16);
    R[d]<31:16> = UnsignedSat(diff2, 16);
```

UQSUB8

Unsigned Saturating Subtract 8 performs four unsigned 8-bit integer subtractions, saturates the results to the 8-bit unsigned integer range  $0 \leq x \leq 2^8 - 1$ , and writes the results to the destination register.

It has encodings from the following instruction sets: A32 ( [A1](#) ) and T32 ( [T1](#) ).

A1

31	30	29	28	27	26	25	24	23	22	21	20	19	18	17	16	15	14	13	12	11	10	9	8	7	6	5	4	3	2	1	0
!= 1111				0	1	1	0	0	1	1	0	Rn				Rd				(1)	(1)	(1)	(1)	1	1	1	1	Rm			
cond																															

A1

```
UQSUB8{<c>}{<q>} {<Rd>,} <Rn>, <Rm>

constant d = UInt(Rd);  constant n = UInt(Rn);  constant m = UInt(Rm);
if d == 15 || n == 15 || m == 15 then UNPREDICTABLE;
```

T1

15	14	13	12	11	10	9	8	7	6	5	4	3	2	1	0	15	14	13	12	11	10	9	8	7	6	5	4	3	2	1	0
1	1	1	1	1	0	1	0	1	1	0	0	Rn				1	1	1	1	Rd				0	1	0	1	Rm			

T1

```
UQSUB8{<c>}{<q>} {<Rd>,} <Rn>, <Rm>

constant d = UInt(Rd);  constant n = UInt(Rn);  constant m = UInt(Rm);
// Armv8-A removes UNPREDICTABLE for R13
if d == 15 || n == 15 || m == 15 then UNPREDICTABLE;
```

For more information about the CONSTRAINED UNPREDICTABLE behavior of this instruction, see [Architectural Constraints on UNPREDICTABLE behaviors](#).

Assembler Symbols

- <c> See [Standard assembler syntax fields](#).
- <q> See [Standard assembler syntax fields](#).
- <Rd> Is the general-purpose destination register, encoded in the "Rd" field.
- <Rn> Is the first general-purpose source register, encoded in the "Rn" field.
- <Rm> Is the second general-purpose source register, encoded in the "Rm" field.

Operation

```
if ConditionPassed() then
    EncodingSpecificOperations();
    constant diff1 = UInt(R[n]<7:0>) - UInt(R[m]<7:0>);
    constant diff2 = UInt(R[n]<15:8>) - UInt(R[m]<15:8>);
    constant diff3 = UInt(R[n]<23:16>) - UInt(R[m]<23:16>);
    constant diff4 = UInt(R[n]<31:24>) - UInt(R[m]<31:24>);
    R[d]<7:0>    = UnsignedSat(diff1, 8);
    R[d]<15:8>   = UnsignedSat(diff2, 8);
    R[d]<23:16>  = UnsignedSat(diff3, 8);
    R[d]<31:24>  = UnsignedSat(diff4, 8);
```



USAD8

Unsigned Sum of Absolute Differences performs four unsigned 8-bit subtractions, and adds the absolute values of the differences together. It has encodings from the following instruction sets: A32 ( [A1](#) ) and T32 ( [T1](#) ).

A1

31	30	29	28	27	26	25	24	23	22	21	20	19	18	17	16	15	14	13	12	11	10	9	8	7	6	5	4	3	2	1	0
!= 1111				0	1	1	1	1	0	0	0	Rd				1	1	1	1	Rm				0	0	0	1	Rn			
cond																															

A1

```
USAD8{<c>}{<q>} {<Rd>}, <Rn>, <Rm>

constant d = UInt(Rd); constant n = UInt(Rn); constant m = UInt(Rm);
if d == 15 || n == 15 || m == 15 then UNPREDICTABLE;
```

T1

15	14	13	12	11	10	9	8	7	6	5	4	3	2	1	0	15	14	13	12	11	10	9	8	7	6	5	4	3	2	1	0
1	1	1	1	1	0	1	1	0	1	1	1	Rn				1	1	1	1	Rd				0	0	0	0	Rm			

T1

```
USAD8{<c>}{<q>} {<Rd>}, <Rn>, <Rm>

constant d = UInt(Rd); constant n = UInt(Rn); constant m = UInt(Rm);
// Armv8-A removes UNPREDICTABLE for R13
if d == 15 || n == 15 || m == 15 then UNPREDICTABLE;
```

For more information about the CONSTRAINED UNPREDICTABLE behavior of this instruction, see [Architectural Constraints on UNPREDICTABLE behaviors](#).

Assembler Symbols

- <c> See [Standard assembler syntax fields](#).
- <q> See [Standard assembler syntax fields](#).
- <Rd> Is the general-purpose destination register, encoded in the "Rd" field.
- <Rn> Is the first general-purpose source register, encoded in the "Rn" field.
- <Rm> Is the second general-purpose source register, encoded in the "Rm" field.

Operation

```
if ConditionPassed() then
    EncodingSpecificOperations();
    constant absdiff1 = Abs(UInt(R[n]<7:0>) - UInt(R[m]<7:0>));
    constant absdiff2 = Abs(UInt(R[n]<15:8>) - UInt(R[m]<15:8>));
    constant absdiff3 = Abs(UInt(R[n]<23:16>) - UInt(R[m]<23:16>));
    constant absdiff4 = Abs(UInt(R[n]<31:24>) - UInt(R[m]<31:24>));
    constant result = absdiff1 + absdiff2 + absdiff3 + absdiff4;
    R[d] = result<31:0>;
```

# USADA8

Unsigned Sum of Absolute Differences and Accumulate performs four unsigned 8-bit subtractions, and adds the absolute values of the differences to a 32-bit accumulate operand.

It has encodings from the following instruction sets: A32 ( [A1](#) ) and T32 ( [T1](#) ).

## A1

31	30	29	28	27	26	25	24	23	22	21	20	19	18	17	16	15	14	13	12	11	10	9	8	7	6	5	4	3	2	1	0
!= 1111				0	1	1	1	1	0	0	0	Rd				!= 1111				Rm				0	0	0	1	Rn			
cond												Ra																			

## A1

```
USADA8{<c>}{<q>} <Rd>, <Rn>, <Rm>, <Ra>

if Ra == '1111' then SEE "USAD8";
constant d = UInt(Rd); constant n = UInt(Rn); constant m = UInt(Rm); constant a = UInt(Ra);
if d == 15 || n == 15 || m == 15 then UNPREDICTABLE;
```

## T1

15	14	13	12	11	10	9	8	7	6	5	4	3	2	1	0	15	14	13	12	11	10	9	8	7	6	5	4	3	2	1	0
1	1	1	1	1	0	1	1	0	1	1	1	Rn				!= 1111				Rd				0 0		0 0		Rm			
Ra																															

## T1

```
USADA8{<c>}{<q>} <Rd>, <Rn>, <Rm>, <Ra>

if Ra == '1111' then SEE "USAD8";
constant d = UInt(Rd); constant n = UInt(Rn); constant m = UInt(Rm); constant a = UInt(Ra);
// Armv8-A removes UNPREDICTABLE for R13
if d == 15 || n == 15 || m == 15 then UNPREDICTABLE;
```

For more information about the CONSTRAINED UNPREDICTABLE behavior of this instruction, see [Architectural Constraints on UNPREDICTABLE behaviors](#).

## Assembler Symbols

- <c> See [Standard assembler syntax fields](#).
- <q> See [Standard assembler syntax fields](#).
- <Rd> Is the general-purpose destination register, encoded in the "Rd" field.
- <Rn> Is the first general-purpose source register, encoded in the "Rn" field.
- <Rm> Is the second general-purpose source register, encoded in the "Rm" field.
- <Ra> Is the third general-purpose source register holding the addend, encoded in the "Ra" field.

## Operation

```
if ConditionPassed() then
    EncodingSpecificOperations();
constant absdiff1 = Abs(UInt(R[n]<7:0>) - UInt(R[m]<7:0>));
constant absdiff2 = Abs(UInt(R[n]<15:8>) - UInt(R[m]<15:8>));
constant absdiff3 = Abs(UInt(R[n]<23:16>) - UInt(R[m]<23:16>));
constant absdiff4 = Abs(UInt(R[n]<31:24>) - UInt(R[m]<31:24>));
constant result = UInt(R[a]) + absdiff1 + absdiff2 + absdiff3 + absdiff4;
R[d] = result<31:0>;
```

## Operational information

If CPSR.DIT is 1, this instruction has passed its condition execution check, and does not use R15 as either its source or destination:

- The execution time of this instruction is independent of:
  - The values of the data supplied in any of its registers.
  - The values of the NZCV flags.
- The response of this instruction to asynchronous exceptions does not vary based on:
  - The values of the data supplied in any of its registers.
  - The values of the NZCV flags.

Internal version only: isa v01\_31, pseudocode v2024-03\_rel ; Build timestamp: 2024-03-25T10:05

Copyright © 2010-2024 Arm Limited or its affiliates. All rights reserved. This document is Non-Confidential.

# USAT

Unsigned Saturate saturates an optionally-shifted signed value to a selected unsigned range.  
This instruction sets *PSTATE.Q* to 1 if the operation saturates.  
It has encodings from the following instruction sets: A32 ( [A1](#) ) and T32 ( [T1](#) ).

## A1

31	30	29	28	27	26	25	24	23	22	21	20	19	18	17	16	15	14	13	12	11	10	9	8	7	6	5	4	3	2	1	0
!= 1111				0	1	1	0	1	1	1	sat_imm				Rd				imm5				sh	0	1	Rn					
cond																															

### Arithmetic shift right (sh == 1)

USAT{<c>}{<q>} <Rd>, #<imm>, <Rn>, ASR #<amount>

### Logical shift left (sh == 0)

USAT{<c>}{<q>} <Rd>, #<imm>, <Rn> {, LSL #<amount>}

```
constant d = UInt(Rd); constant n = UInt(Rn); constant saturate_to = UInt(sat_imm);
constant (shift_t, shift_n) = DecodeImmShift(sh:'0', imm5);
if d == 15 || n == 15 then UNPREDICTABLE;
```

## T1

15	14	13	12	11	10	9	8	7	6	5	4	3	2	1	0	15	14	13	12	11	10	9	8	7	6	5	4	3	2	1	0
1	1	1	1	0	(0)	1	1	1	0	sh	0	Rn				0	imm3				Rd				imm2		(0)	sat_imm			

### Arithmetic shift right (sh == 1 && !(imm3 == 000 && imm2 == 00))

USAT{<c>}{<q>} <Rd>, #<imm>, <Rn>, ASR #<amount>

### Logical shift left (sh == 0)

USAT{<c>}{<q>} <Rd>, #<imm>, <Rn> {, LSL #<amount>}

```
if sh == '1' && (imm3:imm2) == '00000' then SEE "USAT16";
constant d = UInt(Rd); constant n = UInt(Rn); constant saturate_to = UInt(sat_imm);
constant (shift_t, shift_n) = DecodeImmShift(sh:'0', imm3:imm2);
// Armv8-A removes UNPREDICTABLE for R13
if d == 15 || n == 15 then UNPREDICTABLE;
```

For more information about the CONSTRAINED UNPREDICTABLE behavior of this instruction, see [Architectural Constraints on UNPREDICTABLE behaviors](#).

## Assembler Symbols

- <c> See [Standard assembler syntax fields](#).
- <q> See [Standard assembler syntax fields](#).
- <Rd> Is the general-purpose destination register, encoded in the "Rd" field.
- <imm> Is the bit position for saturation, in the range 0 to 31, encoded in the "sat\_imm" field.
- <Rn> Is the general-purpose source register, encoded in the "Rn" field.
- <amount> For encoding A1: is the optional shift amount, in the range 0 to 31, defaulting to 0 and encoded in the "imm5" field.  
For encoding A1: is the shift amount, in the range 1 to 32 encoded in the "imm5" field as <amount> modulo 32.  
For encoding T1: is the optional shift amount, in the range 0 to 31, defaulting to 0 and encoded in the "imm3:imm2" field.

For encoding T1: is the shift amount, in the range 1 to 31 encoded in the "imm3:imm2" field as <amount>.

## Operation

```
if ConditionPassed() then
    EncodingSpecificOperations();
    constant operand = Shift(R[n], shift_t, shift_n, PSTATE.C); // PSTATE.C ignored
    constant (result, sat) = UnsignedSatQ(SInt(operand), saturate_to);
    R[d] = ZeroExtend(result, 32);
    if sat then
        PSTATE.Q = '1';
```

Internal version only: isa v01\_31, pseudocode v2024-03\_rel ; Build timestamp: 2024-03-25T10:05

Copyright © 2010-2024 Arm Limited or its affiliates. All rights reserved. This document is Non-Confidential.

USAT16

Unsigned Saturate 16 saturates two signed 16-bit values to a selected unsigned range.  
This instruction sets *PSTATE.Q* to 1 if the operation saturates.  
It has encodings from the following instruction sets: A32 ( [A1](#) ) and T32 ( [T1](#) ).

A1

31	30	29	28	27	26	25	24	23	22	21	20	19	18	17	16	15	14	13	12	11	10	9	8	7	6	5	4	3	2	1	0
!= 1111				0	1	1	0	1	1	1	0	sat_imm				Rd				(1)	(1)	(1)	(1)	0	0	1	1	Rn			
cond																															

A1

```
USAT16{<c>}{<q>} <Rd>, #<imm>, <Rn>

constant d = UInt(Rd);  constant n = UInt(Rn);  constant saturate_to = UInt(sat_imm);
if d == 15 || n == 15 then UNPREDICTABLE;
```

T1

15	14	13	12	11	10	9	8	7	6	5	4	3	2	1	0	15	14	13	12	11	10	9	8	7	6	5	4	3	2	1	0
1	1	1	1	0	(0)	1	1	1	0	1	0	Rn				0	0	0	0	Rd				0	0	(0)	(0)	sat_imm			

T1

```
USAT16{<c>}{<q>} <Rd>, #<imm>, <Rn>

constant d = UInt(Rd);  constant n = UInt(Rn);  constant saturate_to = UInt(sat_imm);
// Armv8-A removes UNPREDICTABLE for R13
if d == 15 || n == 15 then UNPREDICTABLE;
```

For more information about the CONSTRAINED UNPREDICTABLE behavior of this instruction, see *Architectural Constraints on UNPREDICTABLE behaviors*.

Assembler Symbols

- <c> See *Standard assembler syntax fields*.
- <q> See *Standard assembler syntax fields*.
- <Rd> Is the general-purpose destination register, encoded in the "Rd" field.
- <imm> Is the bit position for saturation, in the range 0 to 15, encoded in the "sat\_imm" field.
- <Rn> Is the general-purpose source register, encoded in the "Rn" field.

Operation

```
if ConditionPassed() then
    EncodingSpecificOperations();
    constant (result1, sat1) = UnsignedSatQ(SInt(R[n]<15:0>), saturate_to);
    constant (result2, sat2) = UnsignedSatQ(SInt(R[n]<31:16>), saturate_to);
    R[d]<15:0> = ZeroExtend(result1, 16);
    R[d]<31:16> = ZeroExtend(result2, 16);
    if sat1 || sat2 then
        PSTATE.Q = '1';
```

# USAX

Unsigned Subtract and Add with Exchange exchanges the two halfwords of the second operand, performs one unsigned 16-bit integer subtraction and one unsigned 16-bit addition, and writes the results to the destination register. It sets *PSTATE*.GE according to the results. It has encodings from the following instruction sets: A32 ( [A1](#) ) and T32 ( [T1](#) ).

## A1

31	30	29	28	27	26	25	24	23	22	21	20	19	18	17	16	15	14	13	12	11	10	9	8	7	6	5	4	3	2	1	0
!= 1111				0	1	1	0	0	1	0	1	Rn				Rd				(1)	(1)	(1)	(1)	0	1	0	1	Rm			
cond																															

## A1

```
USAX{<c>}{<q>} {<Rd>}, {<Rn>, <Rm>}

constant d = UInt(Rd);  constant n = UInt(Rn);  constant m = UInt(Rm);
if d == 15 || n == 15 || m == 15 then UNPREDICTABLE;
```

## T1

15	14	13	12	11	10	9	8	7	6	5	4	3	2	1	0	15	14	13	12	11	10	9	8	7	6	5	4	3	2	1	0
1	1	1	1	1	0	1	0	1	1	1	0	Rn				1	1	1	1	Rd				0	1	0	0	Rm			

## T1

```
USAX{<c>}{<q>} {<Rd>}, {<Rn>, <Rm>}

constant d = UInt(Rd);  constant n = UInt(Rn);  constant m = UInt(Rm);
// Armv8-A removes UNPREDICTABLE for R13
if d == 15 || n == 15 || m == 15 then UNPREDICTABLE;
```

For more information about the CONSTRAINED UNPREDICTABLE behavior of this instruction, see *Architectural Constraints on UNPREDICTABLE behaviors*.

## Assembler Symbols

- <c> See *Standard assembler syntax fields*.
- <q> See *Standard assembler syntax fields*.
- <Rd> Is the general-purpose destination register, encoded in the "Rd" field.
- <Rn> Is the first general-purpose source register, encoded in the "Rn" field.
- <Rm> Is the second general-purpose source register, encoded in the "Rm" field.

## Operation

```
if ConditionPassed() then
    EncodingSpecificOperations();
    constant sum  = UInt(R[n]<15:0>) + UInt(R[m]<31:16>);
    constant diff = UInt(R[n]<31:16>) - UInt(R[m]<15:0>);
    R[d]<15:0>    = sum<15:0>;
    R[d]<31:16>   = diff<15:0>;
    PSTATE.GE<1:0> = if sum >= 0x10000 then '11' else '00';
    PSTATE.GE<3:2> = if diff >= 0 then '11' else '00';
```

## Operational information

- If CPSR.DIT is 1, this instruction has passed its condition execution check, and does not use R15 as either its source or destination:
- The execution time of this instruction is independent of:

- The values of the data supplied in any of its registers.
  - The values of the NZCV flags.
- The response of this instruction to asynchronous exceptions does not vary based on:
  - The values of the data supplied in any of its registers.
  - The values of the NZCV flags.

Internal version only: isa v01\_31, pseudocode v2024-03\_rel ; Build timestamp: 2024-03-25T10:05

Copyright © 2010-2024 Arm Limited or its affiliates. All rights reserved. This document is Non-Confidential.



# USUB16

Unsigned Subtract 16 performs two 16-bit unsigned integer subtractions, and writes the results to the destination register. It sets *PSTATE*.GE according to the results of the subtractions.

It has encodings from the following instruction sets: A32 ( [A1](#) ) and T32 ( [T1](#) ).

## A1

31	30	29	28	27	26	25	24	23	22	21	20	19	18	17	16	15	14	13	12	11	10	9	8	7	6	5	4	3	2	1	0
!= 1111				0	1	1	0	0	1	0	1	Rn				Rd				(1)	(1)	(1)	(1)	0	1	1	1	Rm			
cond																															

## A1

```
USUB16{<c>}{<q>} {<Rd>}, {<Rn>, <Rm>}

constant d = UInt(Rd);  constant n = UInt(Rn);  constant m = UInt(Rm);
if d == 15 || n == 15 || m == 15 then UNPREDICTABLE;
```

## T1

15	14	13	12	11	10	9	8	7	6	5	4	3	2	1	0	15	14	13	12	11	10	9	8	7	6	5	4	3	2	1	0
1	1	1	1	1	0	1	0	1	1	0	1	Rn				1	1	1	1	Rd				0	1	0	0	Rm			

## T1

```
USUB16{<c>}{<q>} {<Rd>}, {<Rn>, <Rm>}

constant d = UInt(Rd);  constant n = UInt(Rn);  constant m = UInt(Rm);
// Armv8-A removes UNPREDICTABLE for R13
if d == 15 || n == 15 || m == 15 then UNPREDICTABLE;
```

For more information about the CONSTRAINED UNPREDICTABLE behavior of this instruction, see *Architectural Constraints on UNPREDICTABLE behaviors*.

## Assembler Symbols

- <c> See *Standard assembler syntax fields*.
- <q> See *Standard assembler syntax fields*.
- <Rd> Is the general-purpose destination register, encoded in the "Rd" field.
- <Rn> Is the first general-purpose source register, encoded in the "Rn" field.
- <Rm> Is the second general-purpose source register, encoded in the "Rm" field.

## Operation

```
if ConditionPassed() then
    EncodingSpecificOperations();
    constant diff1 = UInt(R[n]<15:0>) - UInt(R[m]<15:0>);
    constant diff2 = UInt(R[n]<31:16>) - UInt(R[m]<31:16>);
    R[d]<15:0> = diff1<15:0>;
    R[d]<31:16> = diff2<15:0>;
    PSTATE.GE<1:0> = if diff1 >= 0 then '11' else '00';
    PSTATE.GE<3:2> = if diff2 >= 0 then '11' else '00';
```

## Operational information

- If CPSR.DIT is 1, this instruction has passed its condition execution check, and does not use R15 as either its source or destination:
- The execution time of this instruction is independent of:

- The values of the data supplied in any of its registers.
  - The values of the NZCV flags.
- The response of this instruction to asynchronous exceptions does not vary based on:
  - The values of the data supplied in any of its registers.
  - The values of the NZCV flags.

Internal version only: isa v01\_31, pseudocode v2024-03\_rel ; Build timestamp: 2024-03-25T10:05

Copyright © 2010-2024 Arm Limited or its affiliates. All rights reserved. This document is Non-Confidential.

# USUB8

Unsigned Subtract 8 performs four 8-bit unsigned integer subtractions, and writes the results to the destination register. It sets *PSTATE*.GE according to the results of the subtractions.

It has encodings from the following instruction sets: A32 ( [A1](#) ) and T32 ( [T1](#) ) .

## A1

31	30	29	28	27	26	25	24	23	22	21	20	19	18	17	16	15	14	13	12	11	10	9	8	7	6	5	4	3	2	1	0
!= 1111				0	1	1	0	0	1	0	1	Rn				Rd				(1)	(1)	(1)	(1)	1	1	1	1	Rm			
cond																															

## A1

```
USUB8{<c>}{<q>} {<Rd>}, <Rn>, <Rm>

constant d = UInt(Rd);  constant n = UInt(Rn);  constant m = UInt(Rm);
if d == 15 || n == 15 || m == 15 then UNPREDICTABLE;
```

## T1

15	14	13	12	11	10	9	8	7	6	5	4	3	2	1	0	15	14	13	12	11	10	9	8	7	6	5	4	3	2	1	0
1	1	1	1	1	0	1	0	1	1	0	0	Rn				1	1	1	1	Rd				0	1	0	0	Rm			

## T1

```
USUB8{<c>}{<q>} {<Rd>}, <Rn>, <Rm>

constant d = UInt(Rd);  constant n = UInt(Rn);  constant m = UInt(Rm);
// Armv8-A removes UNPREDICTABLE for R13
if d == 15 || n == 15 || m == 15 then UNPREDICTABLE;
```

For more information about the CONSTRAINED UNPREDICTABLE behavior of this instruction, see *Architectural Constraints on UNPREDICTABLE behaviors*.

## Assembler Symbols

- <c> See *Standard assembler syntax fields*.
- <q> See *Standard assembler syntax fields*.
- <Rd> Is the general-purpose destination register, encoded in the "Rd" field.
- <Rn> Is the first general-purpose source register, encoded in the "Rn" field.
- <Rm> Is the second general-purpose source register, encoded in the "Rm" field.

## Operation

```
if ConditionPassed() then
    EncodingSpecificOperations();
    constant diff1 = UInt(R[n]<7:0>) - UInt(R[m]<7:0>);
    constant diff2 = UInt(R[n]<15:8>) - UInt(R[m]<15:8>);
    constant diff3 = UInt(R[n]<23:16>) - UInt(R[m]<23:16>);
    constant diff4 = UInt(R[n]<31:24>) - UInt(R[m]<31:24>);
    R[d]<7:0>    = diff1<7:0>;
    R[d]<15:8>   = diff2<7:0>;
    R[d]<23:16>  = diff3<7:0>;
    R[d]<31:24>  = diff4<7:0>;
    PSTATE.GE<0> = if diff1 >= 0 then '1' else '0';
    PSTATE.GE<1> = if diff2 >= 0 then '1' else '0';
    PSTATE.GE<2> = if diff3 >= 0 then '1' else '0';
    PSTATE.GE<3> = if diff4 >= 0 then '1' else '0';
```

## Operational information

If CPSR.DIT is 1, this instruction has passed its condition execution check, and does not use R15 as either its source or destination:

- The execution time of this instruction is independent of:
  - The values of the data supplied in any of its registers.
  - The values of the NZCV flags.
- The response of this instruction to asynchronous exceptions does not vary based on:
  - The values of the data supplied in any of its registers.
  - The values of the NZCV flags.

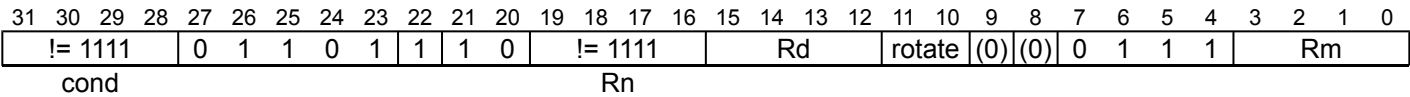
Internal version only: isa v01\_31, pseudocode v2024-03\_rel ; Build timestamp: 2024-03-25T10:05

Copyright © 2010-2024 Arm Limited or its affiliates. All rights reserved. This document is Non-Confidential.

UXTAB

Unsigned Extend and Add Byte extracts an 8-bit value from a register, zero-extends it to 32 bits, adds the result to the value in another register, and writes the final result to the destination register. The instruction can specify a rotation by 0, 8, 16, or 24 bits before extracting the 8-bit value. It has encodings from the following instruction sets: A32 ( [A1](#) ) and T32 ( [T1](#) ).

A1

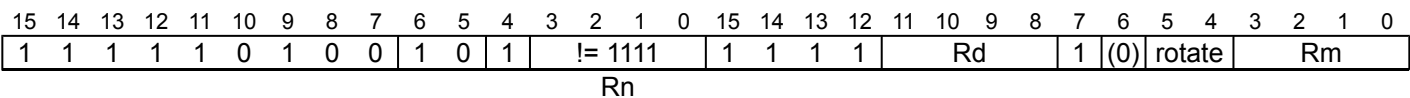


A1

```
UXTAB{<c>}{<q>} {<Rd>,<Rn>,<Rm> {,<ROR #<amount>}}
```

```
if Rn == '1111' then SEE "UXTB";
constant d = UInt(Rd);  constant n = UInt(Rn);  constant m = UInt(Rm);
constant rotation = UInt(rotate:'000');
if d == 15 || m == 15 then UNPREDICTABLE;
```

T1



T1

```
UXTAB{<c>}{<q>} {<Rd>,<Rn>,<Rm> {,<ROR #<amount>}}
```

```
if Rn == '1111' then SEE "UXTB";
constant d = UInt(Rd);  constant n = UInt(Rn);  constant m = UInt(Rm);
constant rotation = UInt(rotate:'000');
// Armv8-A removes UNPREDICTABLE for R13
if d == 15 || m == 15 then UNPREDICTABLE;
```

For more information about the CONSTRAINED UNPREDICTABLE behavior of this instruction, see [Architectural Constraints on UNPREDICTABLE behaviors](#).

Assembler Symbols

- <c> See [Standard assembler syntax fields](#).
- <q> See [Standard assembler syntax fields](#).
- <Rd> Is the general-purpose destination register, encoded in the "Rd" field.
- <Rn> Is the first general-purpose source register, encoded in the "Rn" field.
- <Rm> Is the second general-purpose source register, encoded in the "Rm" field.
- <amount> Is the rotate amount, encoded in “rotate”:
- | rotate | <amount>  |
|--------|-----------|
| 00     | (omitted) |
| 01     | 8         |
| 10     | 16        |
| 11     | 24        |

## Operation

```
if ConditionPassed() then
    EncodingSpecificOperations();
    constant rotated = ROR(R[m], rotation);
    R[d] = R[n] + ZeroExtend(rotated<7:0>, 32);
```

## Operational information

If CPSR.DIT is 1, this instruction has passed its condition execution check, and does not use R15 as either its source or destination:

- The execution time of this instruction is independent of:
  - The values of the data supplied in any of its registers.
  - The values of the NZCV flags.
- The response of this instruction to asynchronous exceptions does not vary based on:
  - The values of the data supplied in any of its registers.
  - The values of the NZCV flags.

Internal version only: isa v01\_31, pseudocode v2024-03\_rel ; Build timestamp: 2024-03-25T10:05

Copyright © 2010-2024 Arm Limited or its affiliates. All rights reserved. This document is Non-Confidential.

UXTAB16

Unsigned Extend and Add Byte 16 extracts two 8-bit values from a register, zero-extends them to 16 bits each, adds the results to two 16-bit values from another register, and writes the final results to the destination register. The instruction can specify a rotation by 0, 8, 16, or 24 bits before extracting the 8-bit values.

It has encodings from the following instruction sets: A32 ( [A1](#) ) and T32 ( [T1](#) ).

A1

31	30	29	28	27	26	25	24	23	22	21	20	19	18	17	16	15	14	13	12	11	10	9	8	7	6	5	4	3	2	1	0
!= 1111				0	1	1	0	1	1	0	0	!= 1111				Rd				rotate	(0)	(0)	0	1	1	1	Rm				
cond												Rn																			

A1

```
UXTAB16{<c>}{<q>} {<Rd>,, <Rn>, <Rm> {, ROR #<amount>}}

if Rn == '1111' then SEE "UXTB16";
constant d = UInt(Rd);  constant n = UInt(Rn);  constant m = UInt(Rm);
constant rotation = UInt(rotate:'000');
if d == 15 || m == 15 then UNPREDICTABLE;
```

T1

15	14	13	12	11	10	9	8	7	6	5	4	3	2	1	0	15	14	13	12	11	10	9	8	7	6	5	4	3	2	1	0
1	1	1	1	1	0	1	0	0	0	1	1	!= 1111				1	1	1	1	Rd				1	(0)	rotate	Rm				
Rn																															

T1

```
UXTAB16{<c>}{<q>} {<Rd>,, <Rn>, <Rm> {, ROR #<amount>}}

if Rn == '1111' then SEE "UXTB16";
constant d = UInt(Rd);  constant n = UInt(Rn);  constant m = UInt(Rm);
constant rotation = UInt(rotate:'000');
// Armv8-A removes UNPREDICTABLE for R13
if d == 15 || m == 15 then UNPREDICTABLE;
```

For more information about the CONSTRAINED UNPREDICTABLE behavior of this instruction, see [Architectural Constraints on UNPREDICTABLE behaviors](#).

Assembler Symbols

- <c> See [Standard assembler syntax fields](#).
- <q> See [Standard assembler syntax fields](#).
- <Rd> Is the general-purpose destination register, encoded in the "Rd" field.
- <Rn> Is the first general-purpose source register, encoded in the "Rn" field.
- <Rm> Is the second general-purpose source register, encoded in the "Rm" field.
- <amount> Is the rotate amount, encoded in "rotate":

rotate	<amount>
00	(omitted)
01	8
10	16
11	24

## Operation

```
if ConditionPassed() then
    EncodingSpecificOperations();
    constant rotated = ROR(R[m], rotation);
    R[d]<15:0> = R[n]<15:0> + ZeroExtend(rotated<7:0>, 16);
    R[d]<31:16> = R[n]<31:16> + ZeroExtend(rotated<23:16>, 16);
```

## Operational information

If CPSR.DIT is 1, this instruction has passed its condition execution check, and does not use R15 as either its source or destination:

- The execution time of this instruction is independent of:
  - The values of the data supplied in any of its registers.
  - The values of the NZCV flags.
- The response of this instruction to asynchronous exceptions does not vary based on:
  - The values of the data supplied in any of its registers.
  - The values of the NZCV flags.

Internal version only: isa v01\_31, pseudocode v2024-03\_rel ; Build timestamp: 2024-03-25T10:05

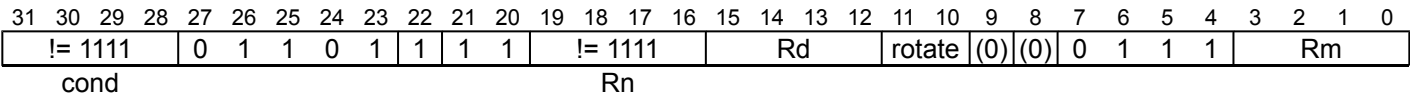
Copyright © 2010-2024 Arm Limited or its affiliates. All rights reserved. This document is Non-Confidential.



UXTAH

Unsigned Extend and Add Halfword extracts a 16-bit value from a register, zero-extends it to 32 bits, adds the result to a value from another register, and writes the final result to the destination register. The instruction can specify a rotation by 0, 8, 16, or 24 bits before extracting the 16-bit value. It has encodings from the following instruction sets: A32 ( [A1](#) ) and T32 ( [T1](#) ).

A1

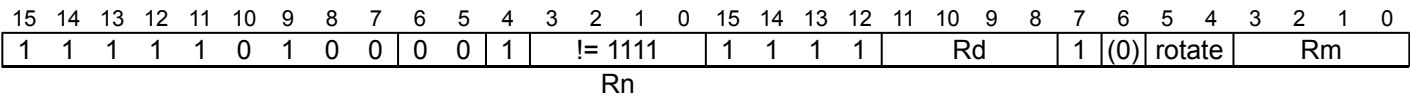


A1

```
UXTAH{<c>}{<q>} {<Rd>,, <Rn>, <Rm> {, ROR #<amount>}
```

```
if Rn == '1111' then SEE "UXTH";
constant d = UInt(Rd);  constant n = UInt(Rn);  constant m = UInt(Rm);
constant rotation = UInt(rotate:'000');
if d == 15 || m == 15 then UNPREDICTABLE;
```

T1



T1

```
UXTAH{<c>}{<q>} {<Rd>,, <Rn>, <Rm> {, ROR #<amount>}
```

```
if Rn == '1111' then SEE "UXTH";
constant d = UInt(Rd);  constant n = UInt(Rn);  constant m = UInt(Rm);
constant rotation = UInt(rotate:'000');
// Armv8-A removes UNPREDICTABLE for R13
if d == 15 || m == 15 then UNPREDICTABLE;
```

For more information about the CONSTRAINED UNPREDICTABLE behavior of this instruction, see [Architectural Constraints on UNPREDICTABLE behaviors](#).

Assembler Symbols

- <c> See [Standard assembler syntax fields](#).
- <q> See [Standard assembler syntax fields](#).
- <Rd> Is the general-purpose destination register, encoded in the "Rd" field.
- <Rn> Is the first general-purpose source register, encoded in the "Rn" field.
- <Rm> Is the second general-purpose source register, encoded in the "Rm" field.
- <amount> Is the rotate amount, encoded in “rotate”:
- | rotate | <amount>  |
|--------|-----------|
| 00     | (omitted) |
| 01     | 8         |
| 10     | 16        |
| 11     | 24        |

## Operation

```
if ConditionPassed() then
    EncodingSpecificOperations();
    constant rotated = ROR(R[m], rotation);
    R[d] = R[n] + ZeroExtend(rotated<15:0>, 32);
```

## Operational information

If CPSR.DIT is 1, this instruction has passed its condition execution check, and does not use R15 as either its source or destination:

- The execution time of this instruction is independent of:
  - The values of the data supplied in any of its registers.
  - The values of the NZCV flags.
- The response of this instruction to asynchronous exceptions does not vary based on:
  - The values of the data supplied in any of its registers.
  - The values of the NZCV flags.

Internal version only: isa v01\_31, pseudocode v2024-03\_rel ; Build timestamp: 2024-03-25T10:05

Copyright © 2010-2024 Arm Limited or its affiliates. All rights reserved. This document is Non-Confidential.

# UXTB

Unsigned Extend Byte extracts an 8-bit value from a register, zero-extends it to 32 bits, and writes the result to the destination register. The instruction can specify a rotation by 0, 8, 16, or 24 bits before extracting the 8-bit value.

It has encodings from the following instruction sets: A32 ( [A1](#) ) and T32 ( [T1](#) and [T2](#) ).

## A1

31	30	29	28	27	26	25	24	23	22	21	20	19	18	17	16	15	14	13	12	11	10	9	8	7	6	5	4	3	2	1	0
!= 1111				0	1	1	0	1	1	1	0	1	1	1	1	Rd				rotate	(0)	(0)	0	1	1	1	Rm				
cond																															

## A1

```
UXTB{<c>}{<q>} {<Rd>}, {<Rm> {, ROR #<amount>}}
```

```
constant d = UInt(Rd);  constant m = UInt(Rm);  constant rotation = UInt(rotate:'000');
if d == 15 || m == 15 then UNPREDICTABLE;
```

## T1

15	14	13	12	11	10	9	8	7	6	5	4	3	2	1	0
1	0	1	1	0	0	1	0	1	1	Rm			Rd		

## T1

```
UXTB{<c>}{<q>} {<Rd>}, {<Rm>}
```

```
constant d = UInt(Rd);  constant m = UInt(Rm);  constant rotation = 0;
```

## T2

15	14	13	12	11	10	9	8	7	6	5	4	3	2	1	0	15	14	13	12	11	10	9	8	7	6	5	4	3	2	1	0
1	1	1	1	1	0	1	0	0	1	0	1	1	1	1	1	1	1	1	1	Rd			1	(0)	rotate	Rm					

## T2

```
UXTB{<c>}.W {<Rd>}, {<Rm> // (<Rd>, <Rm> can be represented in T1)
```

```
UXTB{<c>}{<q>} {<Rd>}, {<Rm> {, ROR #<amount>}}
```

```
constant d = UInt(Rd);  constant m = UInt(Rm);  constant rotation = UInt(rotate:'000');
// Armv8-A removes UNPREDICTABLE for R13
if d == 15 || m == 15 then UNPREDICTABLE;
```

For more information about the CONSTRAINED UNPREDICTABLE behavior of this instruction, see [Architectural Constraints on UNPREDICTABLE behaviors](#).

## Assembler Symbols

- <c> See [Standard assembler syntax fields](#).
- <q> See [Standard assembler syntax fields](#).
- <Rd> Is the general-purpose destination register, encoded in the "Rd" field.
- <Rm> Is the general-purpose source register, encoded in the "Rm" field.
- <amount> Is the rotate amount, encoded in "rotate".

rotate	<amount>
00	(omitted)
01	8
10	16
11	24

## Operation

```
if ConditionPassed() then
    EncodingSpecificOperations();
    constant rotated = ROR(R[m], rotation);
    R[d] = ZeroExtend(rotated<7:0>, 32);
```

## Operational information

If CPSR.DIT is 1, this instruction has passed its condition execution check, and does not use R15 as either its source or destination:

- The execution time of this instruction is independent of:
  - The values of the data supplied in any of its registers.
  - The values of the NZCV flags.
- The response of this instruction to asynchronous exceptions does not vary based on:
  - The values of the data supplied in any of its registers.
  - The values of the NZCV flags.

Internal version only: isa v01\_31, pseudocode v2024-03\_rel ; Build timestamp: 2024-03-25T10:05

Copyright © 2010-2024 Arm Limited or its affiliates. All rights reserved. This document is Non-Confidential.

UXTB16

Unsigned Extend Byte 16 extracts two 8-bit values from a register, zero-extends them to 16 bits each, and writes the results to the destination register. The instruction can specify a rotation by 0, 8, 16, or 24 bits before extracting the 8-bit values. It has encodings from the following instruction sets: A32 ( [A1](#) ) and T32 ( [T1](#) ).

A1

31	30	29	28	27	26	25	24	23	22	21	20	19	18	17	16	15	14	13	12	11	10	9	8	7	6	5	4	3	2	1	0
!= 1111				0	1	1	0	1	1	0	0	1	1	1	1	Rd				rotate	(0)	(0)	0	1	1	1	Rm				
cond																															

A1

```
UXTB16{<c>}{<q>} {<Rd>,} <Rm> {, ROR #<amount>}

constant d = UInt(Rd);  constant m = UInt(Rm);  constant rotation = UInt(rotate:'000');
if d == 15 || m == 15 then UNPREDICTABLE;
```

T1

15	14	13	12	11	10	9	8	7	6	5	4	3	2	1	0	15	14	13	12	11	10	9	8	7	6	5	4	3	2	1	0
1	1	1	1	1	0	1	0	0	0	1	1	1	1	1	1	1	1	1	1	Rd				1	(0)	rotate	Rm				

T1

```
UXTB16{<c>}{<q>} {<Rd>,} <Rm> {, ROR #<amount>}

constant d = UInt(Rd);  constant m = UInt(Rm);  constant rotation = UInt(rotate:'000');
// Armv8-A removes UNPREDICTABLE for R13
if d == 15 || m == 15 then UNPREDICTABLE;
```

For more information about the CONSTRAINED UNPREDICTABLE behavior of this instruction, see [Architectural Constraints on UNPREDICTABLE behaviors](#).

Assembler Symbols

- <c> See [Standard assembler syntax fields](#).
- <q> See [Standard assembler syntax fields](#).
- <Rd> Is the general-purpose destination register, encoded in the "Rd" field.
- <Rm> For encoding A1: is the general-purpose source register, encoded in the "Rm" field.  
For encoding T1: is the second general-purpose source register, encoded in the "Rm" field.
- <amount> Is the rotate amount, encoded in "rotate":

rotate	<amount>
00	(omitted)
01	8
10	16
11	24

Operation

```
if ConditionPassed() then
    EncodingSpecificOperations();
    constant rotated = ROR(R[m], rotation);
    R[d]<15:0> = ZeroExtend(rotated<7:0>, 16);
    R[d]<31:16> = ZeroExtend(rotated<23:16>, 16);
```

## Operational information

If CPSR.DIT is 1, this instruction has passed its condition execution check, and does not use R15 as either its source or destination:

- The execution time of this instruction is independent of:
  - The values of the data supplied in any of its registers.
  - The values of the NZCV flags.
- The response of this instruction to asynchronous exceptions does not vary based on:
  - The values of the data supplied in any of its registers.
  - The values of the NZCV flags.

Internal version only: isa v01\_31, pseudocode v2024-03\_rel ; Build timestamp: 2024-03-25T10:05

Copyright © 2010-2024 Arm Limited or its affiliates. All rights reserved. This document is Non-Confidential.

# UXTH

Unsigned Extend Halfword extracts a 16-bit value from a register, zero-extends it to 32 bits, and writes the result to the destination register. The instruction can specify a rotation by 0, 8, 16, or 24 bits before extracting the 16-bit value. It has encodings from the following instruction sets: A32 ( [A1](#) ) and T32 ( [T1](#) and [T2](#) ).

## A1

31	30	29	28	27	26	25	24	23	22	21	20	19	18	17	16	15	14	13	12	11	10	9	8	7	6	5	4	3	2	1	0
!= 1111				0	1	1	0	1	1	1	1	1	1	1	Rd				rotate	(0)	(0)	0	1	1	1	Rm					
cond																															

## A1

```
UXTH{<c>}{<q>} {<Rd>}, {<Rm> }, ROR #<amount>}
```

```
constant d = UInt(Rd);  constant m = UInt(Rm);  constant rotation = UInt(rotate:'000');
if d == 15 || m == 15 then UNPREDICTABLE;
```

## T1

15	14	13	12	11	10	9	8	7	6	5	4	3	2	1	0
1	0	1	1	0	0	1	0	1	0	Rm			Rd		

## T1

```
UXTH{<c>}{<q>} {<Rd>}, {<Rm>}
```

```
constant d = UInt(Rd);  constant m = UInt(Rm);  constant rotation = 0;
```

## T2

15	14	13	12	11	10	9	8	7	6	5	4	3	2	1	0	15	14	13	12	11	10	9	8	7	6	5	4	3	2	1	0
1	1	1	1	1	0	1	0	0	0	0	1	1	1	1	1	1	1	1	1	Rd				1	(0)	rotate	Rm				

## T2

```
UXTH{<c>}.W {<Rd>}, {<Rm> } // (<Rd>, <Rm> can be represented in T1)
```

```
UXTH{<c>}{<q>} {<Rd>}, {<Rm> }, ROR #<amount>}
```

```
constant d = UInt(Rd);  constant m = UInt(Rm);  constant rotation = UInt(rotate:'000');
// Armv8-A removes UNPREDICTABLE for R13
if d == 15 || m == 15 then UNPREDICTABLE;
```

For more information about the CONSTRAINED UNPREDICTABLE behavior of this instruction, see [Architectural Constraints on UNPREDICTABLE behaviors](#).

## Assembler Symbols

- <c> See [Standard assembler syntax fields](#).
- <q> See [Standard assembler syntax fields](#).
- <Rd> Is the general-purpose destination register, encoded in the "Rd" field.
- <Rm> Is the general-purpose source register, encoded in the "Rm" field.
- <amount> Is the rotate amount, encoded in “rotate”:

rotate	<amount>
00	(omitted)
01	8
10	16
11	24

## Operation

```
if ConditionPassed() then
    EncodingSpecificOperations();
    constant rotated = ROR(R[m], rotation);
    R[d] = ZeroExtend(rotated<15:0>, 32);
```

## Operational information

If CPSR.DIT is 1, this instruction has passed its condition execution check, and does not use R15 as either its source or destination:

- The execution time of this instruction is independent of:
  - The values of the data supplied in any of its registers.
  - The values of the NZCV flags.
- The response of this instruction to asynchronous exceptions does not vary based on:
  - The values of the data supplied in any of its registers.
  - The values of the NZCV flags.

Internal version only: isa v01\_31, pseudocode v2024-03\_rel ; Build timestamp: 2024-03-25T10:05

Copyright © 2010-2024 Arm Limited or its affiliates. All rights reserved. This document is Non-Confidential.



WFE

Wait For Event is a hint instruction that indicates that the PE can enter a low-power state and remain there until a wakeup event occurs. Wakeup events include the event signaled as a result of executing the SEV instruction on any PE in the multiprocessor system. For more information, see [Wait For Event and Send Event](#).

As described in [Wait For Event and Send Event](#), the execution of a WFE instruction that would otherwise cause entry to a low-power state can be trapped to a higher Exception level, see [HCR.TWE](#), [SCR.TWE](#), and [SCTLR.nTWE](#).

It has encodings from the following instruction sets: A32 ( [A1](#) ) and T32 ( [T1](#) and [T2](#) ).

A1

31	30	29	28	27	26	25	24	23	22	21	20	19	18	17	16	15	14	13	12	11	10	9	8	7	6	5	4	3	2	1	0
!= 1111				0	0	1	1	0	0	1	0	0	0	0	0	(1)	(1)	(1)	(1)	(0)	(0)	(0)	(0)	0	0	0	0	0	0	1	0
cond																															

A1

```
WFE{<c>}{<q>}

// No additional decoding required
```

T1

15	14	13	12	11	10	9	8	7	6	5	4	3	2	1	0
1	0	1	1	1	1	1	1	0	0	1	0	0	0	0	0

T1

```
WFE{<c>}{<q>}

// No additional decoding required
```

T2

15	14	13	12	11	10	9	8	7	6	5	4	3	2	1	0	15	14	13	12	11	10	9	8	7	6	5	4	3	2	1	0
1	1	1	1	0	0	1	1	1	0	1	0	(1)	(1)	(1)	(1)	1	0	(0)	0	(0)	0	0	0	0	0	0	0	0	0	1	0

T2

```
WFE{<c>}.W

// No additional decoding required
```

For more information about the CONSTRAINED UNPREDICTABLE behavior of this instruction, see [Architectural Constraints on UNPREDICTABLE behaviors](#).

Assembler Symbols

- <c> See [Standard assembler syntax fields](#).
- <q> See [Standard assembler syntax fields](#).

## Operation

```
if ConditionPassed() then
    EncodingSpecificOperations();
if IsEventRegisterSet() then
    ClearEventRegister();
else
    if HaveEL(EL3) && EL3SDDUndefPriority() then
        // Check for traps described by the Secure Monitor.
        // If the trap is enabled, the instruction will be UNDEFINED because EDSCR.SDD is 1.
        AArch32.CheckForWfxTrap(EL3, WfxType\_WFE);
    if PSTATE.EL == EL0 then
        // Check for traps described by the OS.
        AArch32.CheckForWfxTrap(EL1, WfxType\_WFE);
    if PSTATE.EL IN {EL0, EL1} && EL2Enabled() && !IsInHost() then
        // Check for traps described by the Hypervisor.
        AArch32.CheckForWfxTrap(EL2, WfxType\_WFE);
    if HaveEL(EL3) && PSTATE.M != M32\_Monitor then
        // Check for traps described by the Secure Monitor.
        AArch32.CheckForWfxTrap(EL3, WfxType\_WFE);
    constant integer localtimeout = 1 << 64; // No local timeout event is generated
    WaitForEvent(localtimeout);
```

Internal version only: isa v01\_31, pseudocode v2024-03\_rel ; Build timestamp: 2024-03-25T10:05

Copyright © 2010-2024 Arm Limited or its affiliates. All rights reserved. This document is Non-Confidential.

WFI

Wait For Interrupt is a hint instruction that indicates that the PE can enter a low-power state and remain there until a wakeup event occurs. For more information, see [Wait For Interrupt](#).  
As described in [Wait For Interrupt](#), the execution of a WFI instruction that would otherwise cause entry to a low-power state can be trapped to a higher Exception level, see [HCR.TWI](#), [SCR.TWI](#), and [SCTLR.nTWI](#).  
It has encodings from the following instruction sets: A32 ( [A1](#) ) and T32 ( [T1](#) and [T2](#) ).

A1

31	30	29	28	27	26	25	24	23	22	21	20	19	18	17	16	15	14	13	12	11	10	9	8	7	6	5	4	3	2	1	0
!=	1	1	1	1	0	0	1	1	0	0	1	0	0	0	0	(1)	(1)	(1)	(1)	(0)	(0)	(0)	(0)	0	0	0	0	0	0	1	1
cond																															

A1

```
WFI{<c>}{<q>}  
  
// No additional decoding required
```

T1

15	14	13	12	11	10	9	8	7	6	5	4	3	2	1	0
1	0	1	1	1	1	1	1	0	0	1	1	0	0	0	0

T1

```
WFI{<c>}{<q>}  
  
// No additional decoding required
```

T2

15	14	13	12	11	10	9	8	7	6	5	4	3	2	1	0	15	14	13	12	11	10	9	8	7	6	5	4	3	2	1	0
1	1	1	1	0	0	1	1	1	0	1	0	(1)	(1)	(1)	(1)	1	0	(0)	0	(0)	0	0	0	0	0	0	0	0	0	1	1

T2

```
WFI{<c>}.W  
  
// No additional decoding required
```

For more information about the CONSTRAINED UNPREDICTABLE behavior of this instruction, see [Architectural Constraints on UNPREDICTABLE behaviors](#).

Assembler Symbols

- <c> See [Standard assembler syntax fields](#).
- <q> See [Standard assembler syntax fields](#).

## Operation

```
if ConditionPassed() then
    EncodingSpecificOperations();
if !InterruptPending() then
    if HaveEL(EL3) && EL3SDDUndefPriority() then
        // Check for traps described by the Secure Monitor.
        // If the trap is enabled, the instruction will be UNDEFINED because EDSCR.SDD is 1.
        AArch32.CheckForWfxTrap(EL3, WfxType\_WFI);
    if PSTATE.EL == EL0 then
        // Check for traps described by the OS.
        AArch32.CheckForWfxTrap(EL1, WfxType\_WFI);
    if PSTATE.EL IN {EL0, EL1} && EL2Enabled() && !IsInHost() then
        // Check for traps described by the Hypervisor.
        AArch32.CheckForWfxTrap(EL2, WfxType\_WFI);
    if HaveEL(EL3) && PSTATE.M != M32\_Monitor then
        // Check for traps described by the Secure Monitor.
        AArch32.CheckForWfxTrap(EL3, WfxType\_WFI);
    constant integer localtimeout = 1 << 64; // No local timeout event is generated
    WaitForInterrupt(localtimeout);
```

Internal version only: isa v01\_31, pseudocode v2024-03\_rel ; Build timestamp: 2024-03-25T10:05

Copyright © 2010-2024 Arm Limited or its affiliates. All rights reserved. This document is Non-Confidential.

YIELD

YIELD is a hint instruction. Software with a multithreading capability can use a YIELD instruction to indicate to the PE that it is performing a task, for example a spin-lock, that could be swapped out to improve overall system performance. The PE can use this hint to suspend and resume multiple software threads if it supports the capability.

For more information about the recommended use of this instruction see [The Yield instruction](#).

It has encodings from the following instruction sets: A32 ( [A1](#) ) and T32 ( [T1](#) and [T2](#) ).

A1

31	30	29	28	27	26	25	24	23	22	21	20	19	18	17	16	15	14	13	12	11	10	9	8	7	6	5	4	3	2	1	0
!=	1111			0	0	1	1	0	0	1	0	0	0	0	0	(1)	(1)	(1)	(1)	(0)	(0)	(0)	(0)	0	0	0	0	0	0	0	1
cond																															

A1

```
YIELD{<c>}{<q>}

// No additional decoding required
```

T1

15	14	13	12	11	10	9	8	7	6	5	4	3	2	1	0
1	0	1	1	1	1	1	1	0	0	0	1	0	0	0	0

T1

```
YIELD{<c>}{<q>}

// No additional decoding required
```

T2

15	14	13	12	11	10	9	8	7	6	5	4	3	2	1	0	15	14	13	12	11	10	9	8	7	6	5	4	3	2	1	0
1	1	1	1	0	0	1	1	1	0	1	0	(1)	(1)	(1)	(1)	1	0	(0)	0	(0)	0	0	0	0	0	0	0	0	0	0	1

T2

```
YIELD{<c>}.W

// No additional decoding required
```

For more information about the CONSTRAINED UNPREDICTABLE behavior of this instruction, see [Architectural Constraints on UNPREDICTABLE behaviors](#).

Assembler Symbols

- <c> See [Standard assembler syntax fields](#).
- <q> See [Standard assembler syntax fields](#).

Operation

```
if ConditionPassed() then
    EncodingSpecificOperations();
    Hint_Yield();
```

## AArch32 -- SIMD&FP Instructions (alphabetic order)

[AESD](#): AES single round decryption.

[AESE](#): AES single round encryption.

[AESIMC](#): AES inverse mix columns.

[AESMC](#): AES mix columns.

[FLDM\\*X \(FLDMDBX, FLDMIAX\)](#): FLDM\*X.

[FSTMDBX, FSTMIAX](#): FSTMX.

[SHA1C](#): SHA1 hash update (choose).

[SHA1H](#): SHA1 fixed rotate.

[SHA1M](#): SHA1 hash update (majority).

[SHA1P](#): SHA1 hash update (parity).

[SHA1SU0](#): SHA1 schedule update 0.

[SHA1SU1](#): SHA1 schedule update 1.

[SHA256H](#): SHA256 hash update part 1.

[SHA256H2](#): SHA256 hash update part 2.

[SHA256SU0](#): SHA256 schedule update 0.

[SHA256SU1](#): SHA256 schedule update 1.

[VABA](#): Vector Absolute Difference and Accumulate.

[VABAL](#): Vector Absolute Difference and Accumulate Long.

[VABD \(floating-point\)](#): Vector Absolute Difference (floating-point).

[VABD \(integer\)](#): Vector Absolute Difference (integer).

[VABDL \(integer\)](#): Vector Absolute Difference Long (integer).

[VABS](#): Vector Absolute.

[VACGE](#): Vector Absolute Compare Greater Than or Equal.

[VACGT](#): Vector Absolute Compare Greater Than.

[VACLE](#): Vector Absolute Compare Less Than or Equal: an alias of VACGE.

[VACLT](#): Vector Absolute Compare Less Than: an alias of VACGT.

[VADD \(floating-point\)](#): Vector Add (floating-point).

[VADD \(integer\)](#): Vector Add (integer).

[VADDHN](#): Vector Add and Narrow, returning High Half.

[VADDL](#): Vector Add Long.

[VADDW](#): Vector Add Wide.

[VAND \(immediate\)](#): Vector Bitwise AND (immediate): an alias of VBIC (immediate).

[VAND \(register\)](#): Vector Bitwise AND (register).

[VBIC \(immediate\)](#): Vector Bitwise Bit Clear (immediate).

[VBIC \(register\)](#): Vector Bitwise Bit Clear (register).

[VBIF](#): Vector Bitwise Insert if False.

[VBIT](#): Vector Bitwise Insert if True.

[VBSL](#): Vector Bitwise Select.

[VCADD](#): Vector Complex Add.

[VCEQ \(immediate #0\)](#): Vector Compare Equal to Zero.

[VCEQ \(register\)](#): Vector Compare Equal.

[VCGE \(immediate #0\)](#): Vector Compare Greater Than or Equal to Zero.

[VCGE \(register\)](#): Vector Compare Greater Than or Equal.

[VCGT \(immediate #0\)](#): Vector Compare Greater Than Zero.

[VCGT \(register\)](#): Vector Compare Greater Than.

[VCLE \(immediate #0\)](#): Vector Compare Less Than or Equal to Zero.

[VCLE \(register\)](#): Vector Compare Less Than or Equal: an alias of VCGE (register).

[VCLS](#): Vector Count Leading Sign Bits.

[VCLT \(immediate #0\)](#): Vector Compare Less Than Zero.

[VCLT \(register\)](#): Vector Compare Less Than: an alias of VCGT (register).

[VCLZ](#): Vector Count Leading Zeros.

[VCMLA](#): Vector Complex Multiply Accumulate.

[VCMLA \(by element\)](#): Vector Complex Multiply Accumulate (by element).

[VCMP](#): Vector Compare.

[VCMPPE](#): Vector Compare, raising Invalid Operation on NaN.

[VCNT](#): Vector Count Set Bits.

[VCVT \(between double-precision and single-precision\)](#): Convert between double-precision and single-precision.

[VCVT \(between floating-point and fixed-point, Advanced SIMD\)](#): Vector Convert between floating-point and fixed-point.

[VCVT \(between floating-point and fixed-point, floating-point\)](#): Convert between floating-point and fixed-point.

[VCVT \(between floating-point and integer, Advanced SIMD\)](#): Vector Convert between floating-point and integer.

[VCVT \(between half-precision and single-precision, Advanced SIMD\)](#): Vector Convert between half-precision and single-precision.

[VCVT \(floating-point to integer, floating-point\)](#): Convert floating-point to integer with Round towards Zero.

[VCVT \(from single-precision to BFloat16, Advanced SIMD\)](#): Vector Convert from single-precision to BFloat16.

[VCVT \(integer to floating-point, floating-point\)](#): Convert integer to floating-point.

[VCVTA \(Advanced SIMD\)](#): Vector Convert floating-point to integer with Round to Nearest with Ties to Away.

[VCVTA \(floating-point\)](#): Convert floating-point to integer with Round to Nearest with Ties to Away.

[VCVTB](#): Convert to or from a half-precision value in the bottom half of a single-precision register.

[VCVTB \(BFloat16\)](#): Converts from a single-precision value to a BFloat16 value in the bottom half of a single-precision register.

[VCVTM \(Advanced SIMD\)](#): Vector Convert floating-point to integer with Round towards -Infinity.

[VCVTM \(floating-point\)](#): Convert floating-point to integer with Round towards -Infinity.

[VCVTN \(Advanced SIMD\)](#): Vector Convert floating-point to integer with Round to Nearest.

[VCVTN \(floating-point\)](#): Convert floating-point to integer with Round to Nearest.

[VCVTP \(Advanced SIMD\)](#): Vector Convert floating-point to integer with Round towards +Infinity.

[VCVTP \(floating-point\)](#): Convert floating-point to integer with Round towards +Infinity.

[VCVTR](#): Convert floating-point to integer.

[VCVTT](#): Convert to or from a half-precision value in the top half of a single-precision register.

[VCVTT \(BFloat16\)](#): Converts from a single-precision value to a BFloat16 value in the top half of a single-precision register.

[VDIV](#): Divide.

[VDOT \(by element\)](#): BFloat16 floating-point indexed dot product (vector, by element).

[VDOT \(vector\)](#): BFloat16 floating-point (BF16) dot product (vector).

[VDUP \(general-purpose register\)](#): Duplicate general-purpose register to vector.

[VDUP \(scalar\)](#): Duplicate vector element to vector.

[VEOR](#): Vector Bitwise Exclusive-OR.

[VEXT \(byte elements\)](#): Vector Extract.

[VEXT \(multibyte elements\)](#): Vector Extract: an alias of VEXT (byte elements).

[VFMA](#): Vector Fused Multiply Accumulate.

[VFMA, VFMA, VFMA \(BFloat16, by scalar\)](#): BFloat16 floating-point widening multiply-add long (by scalar).

[VFMA, VFMA, VFMA \(BFloat16, vector\)](#): BFloat16 floating-point widening multiply-add long (vector).

[VFMA, VFMA \(by scalar\)](#): Vector Floating-point Multiply-Add Long to accumulator (by scalar).

[VFMA, VFMA \(vector\)](#): Vector Floating-point Multiply-Add Long to accumulator (vector).

[VFMS](#): Vector Fused Multiply Subtract.

[VFMS, VFMS \(by scalar\)](#): Vector Floating-point Multiply-Subtract Long from accumulator (by scalar).

[VFMS, VFMS \(vector\)](#): Vector Floating-point Multiply-Subtract Long from accumulator (vector).

[VFNMA](#): Vector Fused Negate Multiply Accumulate.

[VFNMS](#): Vector Fused Negate Multiply Subtract.

[VHADD](#): Vector Halving Add.

[VHSUB](#): Vector Halving Subtract.

[VINS](#): Vector move Insertion.

[VJCVT](#): Javascript Convert to signed fixed-point, rounding toward Zero.

[VLD1 \(multiple single elements\)](#): Load multiple single 1-element structures to one, two, three, or four registers.

[VLD1 \(single element to all lanes\)](#): Load single 1-element structure and replicate to all lanes of one register.

[VLD1 \(single element to one lane\)](#): Load single 1-element structure to one lane of one register.

[VLD2 \(multiple 2-element structures\)](#): Load multiple 2-element structures to two or four registers.

[VLD2 \(single 2-element structure to all lanes\)](#): Load single 2-element structure and replicate to all lanes of two registers.

[VLD2 \(single 2-element structure to one lane\)](#): Load single 2-element structure to one lane of two registers.

[VLD3 \(multiple 3-element structures\)](#): Load multiple 3-element structures to three registers.



[VLD3 \(single 3-element structure to all lanes\)](#): Load single 3-element structure and replicate to all lanes of three registers.

[VLD3 \(single 3-element structure to one lane\)](#): Load single 3-element structure to one lane of three registers.

[VLD4 \(multiple 4-element structures\)](#): Load multiple 4-element structures to four registers.

[VLD4 \(single 4-element structure to all lanes\)](#): Load single 4-element structure and replicate to all lanes of four registers.

[VLD4 \(single 4-element structure to one lane\)](#): Load single 4-element structure to one lane of four registers.

[VLDM, VLDMDB, VLDMIA](#): Load Multiple SIMD&FP registers.

[VLDR \(immediate\)](#): Load SIMD&FP register (immediate).

[VLDR \(literal\)](#): Load SIMD&FP register (literal).

[VMAX \(floating-point\)](#): Vector Maximum (floating-point).

[VMAX \(integer\)](#): Vector Maximum (integer).

[VMAXNM](#): Floating-point Maximum Number.

[VMIN \(floating-point\)](#): Vector Minimum (floating-point).

[VMIN \(integer\)](#): Vector Minimum (integer).

[VMINNM](#): Floating-point Minimum Number.

[VMLA \(by scalar\)](#): Vector Multiply Accumulate (by scalar).

[VMLA \(floating-point\)](#): Vector Multiply Accumulate (floating-point).

[VMLA \(integer\)](#): Vector Multiply Accumulate (integer).

[VMLAL \(by scalar\)](#): Vector Multiply Accumulate Long (by scalar).

[VMLAL \(integer\)](#): Vector Multiply Accumulate Long (integer).

[VMLS \(by scalar\)](#): Vector Multiply Subtract (by scalar).

[VMLS \(floating-point\)](#): Vector Multiply Subtract (floating-point).

[VMLS \(integer\)](#): Vector Multiply Subtract (integer).

[VMLSL \(by scalar\)](#): Vector Multiply Subtract Long (by scalar).

[VMLSL \(integer\)](#): Vector Multiply Subtract Long (integer).

[VMMLA](#): BFloat16 floating-point matrix multiply-accumulate.

[VMOV \(between general-purpose register and half-precision\)](#): Copy 16 bits of a general-purpose register to or from a 32-bit SIMD&FP register.

[VMOV \(between general-purpose register and single-precision\)](#): Copy a general-purpose register to or from a 32-bit SIMD&FP register.

[VMOV \(between two general-purpose registers and a doubleword floating-point register\)](#): Copy two general-purpose registers to or from a SIMD&FP register.

[VMOV \(between two general-purpose registers and two single-precision registers\)](#): Copy two general-purpose registers to a pair of 32-bit SIMD&FP registers.

[VMOV \(general-purpose register to scalar\)](#): Copy a general-purpose register to a vector element.

[VMOV \(immediate\)](#): Copy immediate value to a SIMD&FP register.

[VMOV \(register\)](#): Copy between FP registers.

[VMOV \(register, SIMD\)](#): Copy between SIMD registers: an alias of VORR (register).

[VMOV \(scalar to general-purpose register\)](#): Copy a vector element to a general-purpose register with sign or zero extension.

[VMOVL](#): Vector Move Long.

[VMOVN](#): Vector Move and Narrow.

[VMOVX](#): Vector Move extraction.

[VMRS](#): Move SIMD&FP Special register to general-purpose register.

[VMSR](#): Move general-purpose register to SIMD&FP Special register.

[VMUL \(by scalar\)](#): Vector Multiply (by scalar).

[VMUL \(floating-point\)](#): Vector Multiply (floating-point).

[VMUL \(integer and polynomial\)](#): Vector Multiply (integer and polynomial).

[VMULL \(by scalar\)](#): Vector Multiply Long (by scalar).

[VMULL \(integer and polynomial\)](#): Vector Multiply Long (integer and polynomial).

[VMVN \(immediate\)](#): Vector Bitwise NOT (immediate).

[VMVN \(register\)](#): Vector Bitwise NOT (register).

[VNEG](#): Vector Negate.

[VNMLA](#): Vector Negate Multiply Accumulate.

[VNMLS](#): Vector Negate Multiply Subtract.

[VNMUL](#): Vector Negate Multiply.

[VORN \(immediate\)](#): Vector Bitwise OR NOT (immediate): an alias of VORR (immediate).

[VORN \(register\)](#): Vector bitwise OR NOT (register).

[VORR \(immediate\)](#): Vector Bitwise OR (immediate).

[VORR \(register\)](#): Vector bitwise OR (register).

[VPADAL](#): Vector Pairwise Add and Accumulate Long.

[VPADD \(floating-point\)](#): Vector Pairwise Add (floating-point).

[VPADD \(integer\)](#): Vector Pairwise Add (integer).

[VPADDL](#): Vector Pairwise Add Long.

[VPMAX \(floating-point\)](#): Vector Pairwise Maximum (floating-point).

[VPMAX \(integer\)](#): Vector Pairwise Maximum (integer).

[VPMIN \(floating-point\)](#): Vector Pairwise Minimum (floating-point).

[VPMIN \(integer\)](#): Vector Pairwise Minimum (integer).

[VPOP](#): Pop SIMD&FP registers from stack: an alias of VLDM, VLDMDB, VLDMIA.

[VPUSH](#): Push SIMD&FP registers to stack: an alias of VSTM, VSTMDB, VSTMIA.

[VQABS](#): Vector Saturating Absolute.

[VQADD](#): Vector Saturating Add.

[VQDMLAL](#): Vector Saturating Doubling Multiply Accumulate Long.

[VQDMLSL](#): Vector Saturating Doubling Multiply Subtract Long.

[VQDMULH](#): Vector Saturating Doubling Multiply Returning High Half.

[VQDMULL](#): Vector Saturating Doubling Multiply Long.

[VQMOVN, VQMOVUN](#): Vector Saturating Move and Narrow.

[VQNEG](#): Vector Saturating Negate.

[VQRDMLAH](#): Vector Saturating Rounding Doubling Multiply Accumulate Returning High Half.

[VQRDMLSH](#): Vector Saturating Rounding Doubling Multiply Subtract Returning High Half.

[VQRDMULH](#): Vector Saturating Rounding Doubling Multiply Returning High Half.

[VQRSHL](#): Vector Saturating Rounding Shift Left.

[VQRSHRN \(zero\)](#): Vector Saturating Rounding Shift Right, Narrow: an alias of VQMOVN, VQMOVUN.

[VQRSHRN](#), [VQRSHRUN](#): Vector Saturating Rounding Shift Right, Narrow.

[VQRSHRUN \(zero\)](#): Vector Saturating Rounding Shift Right, Narrow: an alias of VQMOVN, VQMOVUN.

[VQSHL \(register\)](#): Vector Saturating Shift Left (register).

[VQSHL](#), [VQSHLU \(immediate\)](#): Vector Saturating Shift Left (immediate).

[VQSHRN \(zero\)](#): Vector Saturating Shift Right, Narrow: an alias of VQMOVN, VQMOVUN.

[VQSHRN](#), [VQSHRUN](#): Vector Saturating Shift Right, Narrow.

[VQSHRUN \(zero\)](#): Vector Saturating Shift Right, Narrow: an alias of VQMOVN, VQMOVUN.

[VQSUB](#): Vector Saturating Subtract.

[VRADDHN](#): Vector Rounding Add and Narrow, returning High Half.

[VRECPE](#): Vector Reciprocal Estimate.

[VRECPS](#): Vector Reciprocal Step.

[VREV16](#): Vector Reverse in halfwords.

[VREV32](#): Vector Reverse in words.

[VREV64](#): Vector Reverse in doublewords.

[VRHADD](#): Vector Rounding Halving Add.

[VRINTA \(Advanced SIMD\)](#): Vector Round floating-point to integer towards Nearest with Ties to Away.

[VRINTA \(floating-point\)](#): Round floating-point to integer to Nearest with Ties to Away.

[VRINTM \(Advanced SIMD\)](#): Vector Round floating-point to integer towards -Infinity.

[VRINTM \(floating-point\)](#): Round floating-point to integer towards -Infinity.

[VRINTN \(Advanced SIMD\)](#): Vector Round floating-point to integer to Nearest.

[VRINTN \(floating-point\)](#): Round floating-point to integer to Nearest.

[VRINTP \(Advanced SIMD\)](#): Vector Round floating-point to integer towards +Infinity.

[VRINTP \(floating-point\)](#): Round floating-point to integer towards +Infinity.

[VRINTR](#): Round floating-point to integer.

[VRINTX \(Advanced SIMD\)](#): Vector round floating-point to integer inexact.

[VRINTX \(floating-point\)](#): Round floating-point to integer inexact.

[VRINTZ \(Advanced SIMD\)](#): Vector round floating-point to integer towards Zero.

[VRINTZ \(floating-point\)](#): Round floating-point to integer towards Zero.

[VRSHL](#): Vector Rounding Shift Left.

[VRSHR](#): Vector Rounding Shift Right.

[VRSHR \(zero\)](#): Vector Rounding Shift Right: an alias of VORR (register).

[VRSHRN](#): Vector Rounding Shift Right and Narrow.

[VRSHRN \(zero\)](#): Vector Rounding Shift Right and Narrow: an alias of VMOVN.

[VRSORTE](#): Vector Reciprocal Square Root Estimate.

[VRSQRTS](#): Vector Reciprocal Square Root Step.

[VRSA](#): Vector Rounding Shift Right and Accumulate.

[VRSUBHN](#): Vector Rounding Subtract and Narrow, returning High Half.

[VSDOT \(by element\)](#): Dot Product index form with signed integers.

[VSDOT \(vector\)](#): Dot Product vector form with signed integers.

[VSELEQ, VSELGE, VSELGT, VSELVS](#): Floating-point conditional select.

[VSHL \(immediate\)](#): Vector Shift Left (immediate).

[VSHL \(register\)](#): Vector Shift Left (register).

[VSHLL](#): Vector Shift Left Long.

[VSHR](#): Vector Shift Right.

[VSHR \(zero\)](#): Vector Shift Right: an alias of VORR (register).

[VSHRN](#): Vector Shift Right Narrow.

[VSHRN \(zero\)](#): Vector Shift Right Narrow: an alias of VMOVN.

[VSLI](#): Vector Shift Left and Insert.

[VSMMLA](#): Widening 8-bit signed integer matrix multiply-accumulate into 2x2 matrix.

[VSQRT](#): Square Root.

[VSRA](#): Vector Shift Right and Accumulate.

[VSRI](#): Vector Shift Right and Insert.

[VST1 \(multiple single elements\)](#): Store multiple single elements from one, two, three, or four registers.

[VST1 \(single element from one lane\)](#): Store single element from one lane of one register.

[VST2 \(multiple 2-element structures\)](#): Store multiple 2-element structures from two or four registers.

[VST2 \(single 2-element structure from one lane\)](#): Store single 2-element structure from one lane of two registers.

[VST3 \(multiple 3-element structures\)](#): Store multiple 3-element structures from three registers.

[VST3 \(single 3-element structure from one lane\)](#): Store single 3-element structure from one lane of three registers.

[VST4 \(multiple 4-element structures\)](#): Store multiple 4-element structures from four registers.

[VST4 \(single 4-element structure from one lane\)](#): Store single 4-element structure from one lane of four registers.

[VSTM, VSTMDB, VSTMIA](#): Store multiple SIMD&FP registers.

[VSTR](#): Store SIMD&FP register.

[VSUB \(floating-point\)](#): Vector Subtract (floating-point).

[VSUB \(integer\)](#): Vector Subtract (integer).

[VSUBHN](#): Vector Subtract and Narrow, returning High Half.

[VSUBL](#): Vector Subtract Long.

[VSUBW](#): Vector Subtract Wide.

[VSUDOT \(by element\)](#): Dot Product index form with signed and unsigned integers (by element).

[VSWP](#): Vector Swap.

[VTBL, VTBX](#): Vector Table Lookup and Extension.

[VTRN](#): Vector Transpose.

[VTST](#): Vector Test Bits.

[VUDOT \(by element\)](#): Dot Product index form with unsigned integers.

[VUDOT \(vector\)](#): Dot Product vector form with unsigned integers.

[VUMMLA](#): Widening 8-bit unsigned integer matrix multiply-accumulate into 2x2 matrix.

[VUSDOT \(by element\)](#): Dot Product index form with unsigned and signed integers (by element).

[VUSDOT \(vector\)](#): Dot Product vector form with mixed-sign integers.

[VUSMMLA](#): Widening 8-bit mixed integer matrix multiply-accumulate into 2x2 matrix.

[VUZP](#): Vector Unzip.

[VUZP \(alias\)](#): Vector Unzip: an alias of VTRN.

[VZIP](#): Vector Zip.

[VZIP \(alias\)](#): Vector Zip: an alias of VTRN.

Internal version only: isa v01\_31, pseudocode v2024-03\_rel ; Build timestamp: 2024-03-25T10:05

Copyright © 2010-2024 Arm Limited or its affiliates. All rights reserved. This document is Non-Confidential.

AESD

AES single round decryption.  
It has encodings from the following instruction sets: A32 ( [A1](#) ) and T32 ( [T1](#) ).

A1  
(FEAT\_AES)

31	30	29	28	27	26	25	24	23	22	21	20	19	18	17	16	15	14	13	12	11	10	9	8	7	6	5	4	3	2	1	0
1	1	1	1	0	0	1	1	1	D	1	1	size	0	0	Vd			0	0	1	1	0	1	M	0	Vm					

A1

```
AESD.<dt> <Qd>, <Qm>

if !IsFeatureImplemented(FEAT_AES) then UNDEFINED;
if size != '00' then UNDEFINED;
if Vd<0> == '1' || Vm<0> == '1' then UNDEFINED;
constant d = UInt(D:Vd); constant m = UInt(M:Vm);
```

T1  
(FEAT\_AES)

15	14	13	12	11	10	9	8	7	6	5	4	3	2	1	0	15	14	13	12	11	10	9	8	7	6	5	4	3	2	1	0
1	1	1	1	1	1	1	1	1	D	1	1	size	0	0		Vd		0	0	1	1	0	1	M	0		Vm				

T1

```
AESD.<dt> <Qd>, <Qm>

if InITBlock() then UNPREDICTABLE;
if !IsFeatureImplemented(FEAT_AES) then UNDEFINED;
if size != '00' then UNDEFINED;
if Vd<0> == '1' || Vm<0> == '1' then UNDEFINED;
constant d = UInt(D:Vd); constant m = UInt(M:Vm);
```

For more information about the CONSTRAINED UNPREDICTABLE behavior of this instruction, see [Architectural Constraints on UNPREDICTABLE behaviors](#).

Assembler Symbols

- <dt>

Is the data type, encoded in “size”:

size	<dt>
00	8
01	RESERVED
1x	RESERVED
- <Qd>

Is the 128-bit name of the SIMD&FP destination register, encoded in the "D:Vd" field as <Qd>\*2.
- <Qm>

Is the 128-bit name of the SIMD&FP source register, encoded in the "M:Vm" field as <Qm>\*2.

Operation

```
if ConditionPassed() then
  EncodingSpecificOperations(); CheckCryptoEnabled32();
  constant op1 = Q[d>>1]; constant op2 = Q[m>>1];
  Q[d>>1] = AESInvSubBytes(AESInvShiftRows(op1 EOR op2));
```

## Operational information

If CPSR.DIT is 1:

- The execution time of this instruction is independent of:
  - The values of the data supplied in any of its registers.
  - The values of the NZCV flags.
- The response of this instruction to asynchronous exceptions does not vary based on:
  - The values of the data supplied in any of its registers.
  - The values of the NZCV flags.

Internal version only: isa v01\_31, pseudocode v2024-03\_rel ; Build timestamp: 2024-03-25T10:05

Copyright © 2010-2024 Arm Limited or its affiliates. All rights reserved. This document is Non-Confidential.

AESE

AES single round encryption.  
It has encodings from the following instruction sets: A32 ( [A1](#) ) and T32 ( [T1](#) ).

A1  
(FEAT\_AES)

31	30	29	28	27	26	25	24	23	22	21	20	19	18	17	16	15	14	13	12	11	10	9	8	7	6	5	4	3	2	1	0
1	1	1	1	0	0	1	1	1	D	1	1	size	0	0	Vd			0	0	1	1	0	0	M	0	Vm					

A1

```
AESE.<dt> <Qd>, <Qm>

if !IsFeatureImplemented(FEAT_AES) then UNDEFINED;
if size != '00' then UNDEFINED;
if Vd<0> == '1' || Vm<0> == '1' then UNDEFINED;
constant d = UInt(D:Vd); constant m = UInt(M:Vm);
```

T1  
(FEAT\_AES)

15	14	13	12	11	10	9	8	7	6	5	4	3	2	1	0	15	14	13	12	11	10	9	8	7	6	5	4	3	2	1	0
1	1	1	1	1	1	1	1	1	D	1	1	size	0	0		Vd			0	0	1	1	0	0	M	0		Vm			

T1

```
AESE.<dt> <Qd>, <Qm>

if InITBlock() then UNPREDICTABLE;
if !IsFeatureImplemented(FEAT_AES) then UNDEFINED;
if size != '00' then UNDEFINED;
if Vd<0> == '1' || Vm<0> == '1' then UNDEFINED;
constant d = UInt(D:Vd); constant m = UInt(M:Vm);
```

For more information about the CONSTRAINED UNPREDICTABLE behavior of this instruction, see [Architectural Constraints on UNPREDICTABLE behaviors](#).

Assembler Symbols

- <dt>

Is the data type, encoded in “size”:

size	<dt>
00	8
01	RESERVED
1x	RESERVED
- <Qd>

Is the 128-bit name of the SIMD&FP destination register, encoded in the "D:Vd" field as <Qd>\*2.
- <Qm>

Is the 128-bit name of the SIMD&FP source register, encoded in the "M:Vm" field as <Qm>\*2.

Operation

```
if ConditionPassed() then
  EncodingSpecificOperations(); CheckCryptoEnabled32();
  constant op1 = Q[d>>1]; constant op2 = Q[m>>1];
  Q[d>>1] = AESSubBytes(AESShiftRows(op1 EOR op2));
```



## Operational information

If CPSR.DIT is 1:

- The execution time of this instruction is independent of:
  - The values of the data supplied in any of its registers.
  - The values of the NZCV flags.
- The response of this instruction to asynchronous exceptions does not vary based on:
  - The values of the data supplied in any of its registers.
  - The values of the NZCV flags.

Internal version only: isa v01\_31, pseudocode v2024-03\_rel ; Build timestamp: 2024-03-25T10:05

Copyright © 2010-2024 Arm Limited or its affiliates. All rights reserved. This document is Non-Confidential.

AESIMC

AES inverse mix columns.  
It has encodings from the following instruction sets: A32 ( [A1](#) ) and T32 ( [T1](#) ).

A1  
(FEAT\_AES)

31	30	29	28	27	26	25	24	23	22	21	20	19	18	17	16	15	14	13	12	11	10	9	8	7	6	5	4	3	2	1	0
1	1	1	1	0	0	1	1	1	D	1	1	size	0	0	Vd			0	0	1	1	1	1	M	0	Vm					

A1

```
AESIMC.<dt> <Qd>, <Qm>

if !IsFeatureImplemented(FEAT_AES) then UNDEFINED;
if size != '00' then UNDEFINED;
if Vd<0> == '1' || Vm<0> == '1' then UNDEFINED;
constant d = UInt(D:Vd); constant m = UInt(M:Vm);
```

T1  
(FEAT\_AES)

15	14	13	12	11	10	9	8	7	6	5	4	3	2	1	0	15	14	13	12	11	10	9	8	7	6	5	4	3	2	1	0
1	1	1	1	1	1	1	1	1	D	1	1	size	0	0		Vd			0	0	1	1	1	1	M	0		Vm			

T1

```
AESIMC.<dt> <Qd>, <Qm>

if InITBlock() then UNPREDICTABLE;
if !IsFeatureImplemented(FEAT_AES) then UNDEFINED;
if size != '00' then UNDEFINED;
if Vd<0> == '1' || Vm<0> == '1' then UNDEFINED;
constant d = UInt(D:Vd); constant m = UInt(M:Vm);
```

Assembler Symbols

<dt> Is the data type, encoded in “size”:

size	<dt>
00	8
01	RESERVED
1x	RESERVED

<Qd> Is the 128-bit name of the SIMD&FP destination register, encoded in the "D:Vd" field as <Qd>\*2.

<Qm> Is the 128-bit name of the SIMD&FP source register, encoded in the "M:Vm" field as <Qm>\*2.

Operation

```
if ConditionPassed() then
    EncodingSpecificOperations(); CheckCryptoEnabled32();
    Q[d>>1] = AESInvMixColumns(Q[m>>1]);
```

Operational information

- If CPSR.DIT is 1:
- The execution time of this instruction is independent of:
    - The values of the data supplied in any of its registers.

- The values of the NZCV flags.
- The response of this instruction to asynchronous exceptions does not vary based on:
  - The values of the data supplied in any of its registers.
  - The values of the NZCV flags.

Internal version only: isa v01\_31, pseudocode v2024-03\_rel ; Build timestamp: 2024-03-25T10:05

Copyright © 2010-2024 Arm Limited or its affiliates. All rights reserved. This document is Non-Confidential.

AESMC

AES mix columns.  
It has encodings from the following instruction sets: A32 ( [A1](#) ) and T32 ( [T1](#) ).

A1  
(FEAT\_AES)

31	30	29	28	27	26	25	24	23	22	21	20	19	18	17	16	15	14	13	12	11	10	9	8	7	6	5	4	3	2	1	0
1	1	1	1	0	0	1	1	1	D	1	1	size	0	0	Vd			0	0	1	1	1	0	M	0	Vm					

A1

```
AESMC.<dt> <Qd>, <Qm>

if !IsFeatureImplemented(FEAT_AES) then UNDEFINED;
if size != '00' then UNDEFINED;
if Vd<0> == '1' || Vm<0> == '1' then UNDEFINED;
constant d = UInt(D:Vd); constant m = UInt(M:Vm);
```

T1  
(FEAT\_AES)

15	14	13	12	11	10	9	8	7	6	5	4	3	2	1	0	15	14	13	12	11	10	9	8	7	6	5	4	3	2	1	0
1	1	1	1	1	1	1	1	1	D	1	1	size	0	0		Vd			0	0	1	1	1	0	M	0		Vm			

T1

```
AESMC.<dt> <Qd>, <Qm>

if InITBlock() then UNPREDICTABLE;
if !IsFeatureImplemented(FEAT_AES) then UNDEFINED;
if size != '00' then UNDEFINED;
if Vd<0> == '1' || Vm<0> == '1' then UNDEFINED;
constant d = UInt(D:Vd); constant m = UInt(M:Vm);
```

For more information about the CONSTRAINED UNPREDICTABLE behavior of this instruction, see [Architectural Constraints on UNPREDICTABLE behaviors](#).

Assembler Symbols

- <dt>

Is the data type, encoded in “size”:

size	<dt>
00	8
01	RESERVED
1x	RESERVED
- <Qd>

Is the 128-bit name of the SIMD&FP destination register, encoded in the "D:Vd" field as <Qd>\*2.
- <Qm>

Is the 128-bit name of the SIMD&FP source register, encoded in the "M:Vm" field as <Qm>\*2.

Operation

```
if ConditionPassed() then
    EncodingSpecificOperations(); CheckCryptoEnabled32();
    Q[d>>1] = AESMixColumns(Q[m>>1]);
```

## Operational information

If CPSR.DIT is 1:

- The execution time of this instruction is independent of:
  - The values of the data supplied in any of its registers.
  - The values of the NZCV flags.
- The response of this instruction to asynchronous exceptions does not vary based on:
  - The values of the data supplied in any of its registers.
  - The values of the NZCV flags.

Internal version only: isa v01\_31, pseudocode v2024-03\_rel ; Build timestamp: 2024-03-25T10:05

Copyright © 2010-2024 Arm Limited or its affiliates. All rights reserved. This document is Non-Confidential.

# FLDM\*X (FLDMDBX, FLDMIAX)

FLDMDBX is the Decrement Before variant of this instruction, and FLDMIAX is the Increment After variant. FLDM\*X loads multiple SIMD&FP registers from consecutive locations in the Advanced SIMD and floating-point register file using an address from a general-purpose register. Arm deprecates use of FLDMDBX and FLDMIAX, except for disassembly purposes, and reassembly of disassembled code. Depending on settings in the *CPACR*, *NSACR*, and *HCPTTR* registers, and the Security state and PE mode in which the instruction is executed, an attempt to execute the instruction might be UNDEFINED, or trapped to Hyp mode. For more information, see *Enabling Advanced SIMD and floating-point support*.

It has encodings from the following instruction sets: A32 ( [A1](#) ) and T32 ( [T1](#) ).

## A1

31	30	29	28	27	26	25	24	23	22	21	20	19	18	17	16	15	14	13	12	11	10	9	8	7	6	5	4	3	2	1	0
!= 1111				1	1	0	P	U	D	W	1	Rn				Vd				1	0	1	1	imm8<7:1>				1			
cond																imm8<0>															

Decrement Before (P == 1 && U == 0 && W == 1)

FLDMDBX{<c>}{<q>} <Rn>!, <dreglist>

Increment After (P == 0 && U == 1)

FLDMIAX{<c>}{<q>} <Rn>{!}, <dreglist>

```
if P == '0' && U == '0' && W == '0' then SEE "Related encodings";
if P == '1' && W == '0' then SEE "VLDR";
if P == U && W == '1' then UNDEFINED;
// Remaining combinations are PUW = 010 (IA without !), 011 (IA with !), 101 (DB with !)
constant single_regs = FALSE;  constant add = (U == '1');  constant wback = (W == '1');
constant d = UInt(D:Vd);  constant n = UInt(Rn);  constant imm32 = ZeroExtend(imm8:'00', 32);
constant regs = UInt(imm8) DIV 2;  // If UInt(imm8) is odd, see "FLDM*X".
if n == 15 && (wback || CurrentInstrSet() != InstrSet_A32) then UNPREDICTABLE;
if regs == 0 || regs > 16 || (d+regs) > 32 then UNPREDICTABLE;
if imm8<0> == '1' && (d+regs) > 16 then UNPREDICTABLE;
```

## CONSTRAINED UNPREDICTABLE behavior

If `regs == 0`, then one of the following behaviors must occur:

- The instruction is UNDEFINED.
- The instruction executes as NOP.
- The instruction operates as a VLDM with the same addressing mode but loads no registers.

If `regs > 16 || (d+regs) > 16`, then one of the following behaviors must occur:

- The instruction is UNDEFINED.
- The instruction executes as NOP.
- One or more of the SIMD and floating-point registers are UNKNOWN. If the instruction specifies writeback, the base register becomes UNKNOWN. This behavior does not affect any general-purpose registers.

## T1

15	14	13	12	11	10	9	8	7	6	5	4	3	2	1	0	15	14	13	12	11	10	9	8	7	6	5	4	3	2	1	0
1	1	1	0	1	1	0	P	U	D	W	1	Rn				Vd				1	0	1	1	imm8<7:1>				1		imm8<0>	

## Decrement Before (P == 1 && U == 0 && W == 1)

```
FLDMDDBX{<c>}{<q>} <Rn>!, <dreglist>
```

## Increment After (P == 0 && U == 1)

```
FLDMIAX{<c>}{<q>} <Rn>{!}, <dreglist>
```

```
if P == '0' && U == '0' && W == '0' then SEE "Related encodings";
if P == '1' && W == '0' then SEE "VLDR";
if P == U && W == '1' then UNDEFINED;
// Remaining combinations are PUW = 010 (IA without !), 011 (IA with !), 101 (DB with !)
constant single_regs = FALSE; constant add = (U == '1'); constant wback = (W == '1');
constant d = UInt(D:Vd); constant n = UInt(Rn); constant imm32 = ZeroExtend(imm8:'00', 32);
constant regs = UInt(imm8) DIV 2; // If UInt(imm8) is odd, see "FLDM*X".
if n == 15 && (wback || CurrentInstrSet() != InstrSet_A32) then UNPREDICTABLE;
if regs == 0 || regs > 16 || (d+regs) > 32 then UNPREDICTABLE;
if imm8<0> == '1' && (d+regs) > 16 then UNPREDICTABLE;
```

## CONSTRAINED UNPREDICTABLE behavior

If `regs == 0`, then one of the following behaviors must occur:

- The instruction is UNDEFINED.
- The instruction executes as NOP.
- The instruction operates as a VLDM with the same addressing mode but loads no registers.

If `regs > 16 || (d+regs) > 16`, then one of the following behaviors must occur:

- The instruction is UNDEFINED.
- The instruction executes as NOP.
- One or more of the SIMD and floating-point registers are UNKNOWN. If the instruction specifies writeback, the base register becomes UNKNOWN. This behavior does not affect any general-purpose registers.

For more information about the CONSTRAINED UNPREDICTABLE behavior of this instruction, see [Architectural Constraints on UNPREDICTABLE behaviors](#).

Related encodings: See [Advanced SIMD and floating-point 64-bit move](#) for the T32 instruction set, or [Advanced SIMD and floating-point 64-bit move](#) for the A32 instruction set.

## Assembler Symbols

<c>	See <a href="#">Standard assembler syntax fields</a> .
<q>	See <a href="#">Standard assembler syntax fields</a> .
<Rn>	Is the general-purpose base register, encoded in the "Rn" field. If writeback is not specified, the PC can be used.
!	Specifies base register writeback. Encoded in the "W" field as 1 if present, otherwise 0.
<dreglist>	Is the list of consecutively numbered 64-bit SIMD&FP registers to be transferred. The first register in the list is encoded in "D:Vd", and "imm8" is set to twice the number of registers in the list plus one. The list must contain at least one register, all registers must be in the range D0-D15, and must not contain more than 16 registers.

## Operation

```
if ConditionPassed() then
    EncodingSpecificOperations();
    CheckVFPEEnabled(TRUE);
    address = if add then R[n] else R[n]-imm32;

    for r = 0 to regs-1
        if single_regs then
            S[d+r] = MemA[address,4];
            address = address+4;
        else
            constant word1 = MemA[address,4];
            constant word2 = MemA[address+4,4];
            address = address+8;

            // Combine the word-aligned words in the correct order for current endianness.
            D[d+r] = if BigEndian(AccessType ASIMD) then word1:word2 else word2:word1;

    if wback then R[n] = if add then R[n]+imm32 else R[n]-imm32;
```

## Operational information

If CPSR.DIT is 1, the timing of this instruction is insensitive to the value of the data being loaded or stored.

Internal version only: isa v01\_31, pseudocode v2024-03\_rel ; Build timestamp: 2024-03-25T10:05

Copyright © 2010-2024 Arm Limited or its affiliates. All rights reserved. This document is Non-Confidential.



# FSTMDBX, FSTMIAX

FSTMX stores multiple SIMD&FP registers from the Advanced SIMD and floating-point register file to consecutive locations in using an address from a general-purpose register.

Arm deprecates use of FSTMDBX and FSTMIAX, except for disassembly purposes, and reassembly of disassembled code.

Depending on settings in the [CPACR](#), [NSACR](#), [HCPTR](#), and [FPEXC](#) registers, and the Security state and PE mode in which the instruction is executed, an attempt to execute the instruction might be UNDEFINED, or trapped to Hyp mode. For more information, see [Enabling Advanced SIMD and floating-point support](#).

It has encodings from the following instruction sets: A32 ( [A1](#) ) and T32 ( [T1](#) ).

## A1

31	30	29	28	27	26	25	24	23	22	21	20	19	18	17	16	15	14	13	12	11	10	9	8	7	6	5	4	3	2	1	0
!= 1111				1	1	0	P	U	D	W	0	Rn				Vd				1	0	1	1	imm8<7:1>				1			
cond																imm8<0>															

Decrement Before (P == 1 && U == 0 && W == 1)

FSTMDBX{<c>}{<q>} <Rn>!, <dreglist>

Increment After (P == 0 && U == 1)

FSTMIAX{<c>}{<q>} <Rn>{!}, <dreglist>

```
if P == '0' && U == '0' && W == '0' then SEE "Related encodings";
if P == '1' && W == '0' then SEE "VSTR";
if P == U && W == '1' then UNDEFINED;
// Remaining combinations are PUW = 010 (IA without !), 011 (IA with !), 101 (DB with !)
constant single_regs = FALSE;  constant add = (U == '1');  constant wback = (W == '1');
constant d = UInt(D:Vd);  constant n = UInt(Rn);  constant imm32 = ZeroExtend(imm8:'00', 32);
constant regs = UInt(imm8) DIV 2;  // If UInt(imm8) is odd, see "FSTDBMX, FSTMIAX".
if n == 15 && (wback || CurrentInstrSet() != InstrSet_A32) then UNPREDICTABLE;
if regs == 0 || regs > 16 || (d+regs) > 32 then UNPREDICTABLE;
if imm8<0> == '1' && (d+regs) > 16 then UNPREDICTABLE;
```

## CONSTRAINED UNPREDICTABLE behavior

If `regs == 0`, then one of the following behaviors must occur:

- The instruction is UNDEFINED.
- The instruction executes as NOP.
- The instruction operates as a VSTM with the same addressing mode but stores no registers.

If `regs > 16 || (d+regs) > 16`, then one of the following behaviors must occur:

- The instruction is UNDEFINED.
- The instruction executes as NOP.
- The memory locations specified by the instruction and the number of registers specified by the instruction become UNKNOWN. If the instruction specifies writeback, then that register becomes UNKNOWN. This behavior does not affect any other memory locations.

## T1

15	14	13	12	11	10	9	8	7	6	5	4	3	2	1	0	15	14	13	12	11	10	9	8	7	6	5	4	3	2	1	0
1	1	1	0	1	1	0	P	U	D	W	0	Rn				Vd				1	0	1	1	imm8<7:1>				1			
																imm8<0>															

## Decrement Before (P == 1 && U == 0 && W == 1)

```
FSTMDBX{<c>}{<q>} <Rn>!, <dreglist>
```

## Increment After (P == 0 && U == 1)

```
FSTMIAX{<c>}{<q>} <Rn>{!}, <dreglist>
```

```
if P == '0' && U == '0' && W == '0' then SEE "Related encodings";
if P == '1' && W == '0' then SEE "VSTR";
if P == U && W == '1' then UNDEFINED;
// Remaining combinations are PUW = 010 (IA without !), 011 (IA with !), 101 (DB with !)
constant single_regs = FALSE; constant add = (U == '1'); constant wback = (W == '1');
constant d = UInt(D:Vd); constant n = UInt(Rn); constant imm32 = ZeroExtend(imm8:'00', 32);
constant regs = UInt(imm8) DIV 2; // If UInt(imm8) is odd, see "FSTDBMX, FSTMIAX".
if n == 15 && (wback || CurrentInstrSet() != InstrSet_A32) then UNPREDICTABLE;
if regs == 0 || regs > 16 || (d+regs) > 32 then UNPREDICTABLE;
if imm8<0> == '1' && (d+regs) > 16 then UNPREDICTABLE;
```

## CONSTRAINED UNPREDICTABLE behavior

If `regs == 0`, then one of the following behaviors must occur:

- The instruction is UNDEFINED.
- The instruction executes as NOP.
- The instruction operates as a VSTM with the same addressing mode but stores no registers.

If `regs > 16 || (d+regs) > 16`, then one of the following behaviors must occur:

- The instruction is UNDEFINED.
- The instruction executes as NOP.
- The memory locations specified by the instruction and the number of registers specified by the instruction become UNKNOWN. If the instruction specifies writeback, then that register becomes UNKNOWN. This behavior does not affect any other memory locations.

For more information about the CONSTRAINED UNPREDICTABLE behavior of this instruction, see [Architectural Constraints on UNPREDICTABLE behaviors](#).

Related encodings: See [Advanced SIMD and floating-point 64-bit move](#) for the T32 instruction set, or [Advanced SIMD and floating-point 64-bit move](#) for the A32 instruction set.

## Assembler Symbols

<c>	See <a href="#">Standard assembler syntax fields</a> .
<q>	See <a href="#">Standard assembler syntax fields</a> .
<Rn>	Is the general-purpose base register, encoded in the "Rn" field. If writeback is not specified, the PC can be used. However, Arm deprecates use of the PC.
!	Specifies base register writeback. Encoded in the "W" field as 1 if present, otherwise 0.
<dreglist>	Is the list of consecutively numbered 64-bit SIMD&FP registers to be transferred. The first register in the list is encoded in "D:Vd", and "imm8" is set to twice the number of registers in the list plus one. The list must contain at least one register, all registers must be in the range D0-D15, and must not contain more than 16 registers.

## Operation

```
if ConditionPassed() then
    EncodingSpecificOperations(); CheckVFPEEnabled(TRUE);
    address = if add then R[n] else R[n]-imm32;
    for r = 0 to regs-1
        if single_regs then
            MemA[address,4] = S[d+r];
            address = address+4;
        else
            // Store as two word-aligned words in the correct order for current endianness.
            if BigEndian(AccessType ASIMD) then
                MemA[address,4] = D[d+r]<63:32>;
                MemA[address+4,4] = D[d+r]<31:0>;
            else
                MemA[address,4] = D[d+r]<31:0>;
                MemA[address+4,4] = D[d+r]<63:32>;

            address = address+8;

    if wback then R[n] = if add then R[n]+imm32 else R[n]-imm32;
```

## Operational information

If CPSR.DIT is 1, the timing of this instruction is insensitive to the value of the data being loaded or stored.

Internal version only: isa v01\_31, pseudocode v2024-03\_rel ; Build timestamp: 2024-03-25T10:05

Copyright © 2010-2024 Arm Limited or its affiliates. All rights reserved. This document is Non-Confidential.

# SHA1C

SHA1 hash update (choose).  
It has encodings from the following instruction sets: A32 ( [A1](#) ) and T32 ( [T1](#) ).

## A1 (FEAT\_SHA1)

31	30	29	28	27	26	25	24	23	22	21	20	19	18	17	16	15	14	13	12	11	10	9	8	7	6	5	4	3	2	1	0
1	1	1	1	0	0	1	0	0	D	0	0	Vn				Vd				1	1	0	0	N	Q	M	0	Vm			

## A1

SHA1C.32 <Qd>, <Qn>, <Qm>

```
if !IsFeatureImplemented(FEAT_SHA1) then UNDEFINED;
if Q != '1' then UNDEFINED;
if Vd<0> == '1' || Vn<0> == '1' || Vm<0> == '1' then UNDEFINED;
constant d = UInt(D:Vd); constant n = UInt(N:Vn); constant m = UInt(M:Vm);
```

## T1 (FEAT\_SHA1)

15	14	13	12	11	10	9	8	7	6	5	4	3	2	1	0	15	14	13	12	11	10	9	8	7	6	5	4	3	2	1	0
1	1	1	0	1	1	1	1	0	D	0	0	Vn				Vd				1	1	0	0	N	Q	M	0	Vm			

## T1

SHA1C.32 <Qd>, <Qn>, <Qm>

```
if InITBlock() then UNPREDICTABLE;
if !IsFeatureImplemented(FEAT_SHA1) then UNDEFINED;
if Q != '1' then UNDEFINED;
if Vd<0> == '1' || Vn<0> == '1' || Vm<0> == '1' then UNDEFINED;
constant d = UInt(D:Vd); constant n = UInt(N:Vn); constant m = UInt(M:Vm);
```

For more information about the CONSTRAINED UNPREDICTABLE behavior of this instruction, see [Architectural Constraints on UNPREDICTABLE behaviors](#).

## Assembler Symbols

- <Qd> Is the 128-bit name of the SIMD&FP destination register, encoded in the "D:Vd" field as <Qd>\*2.
- <Qn> Is the 128-bit name of the first SIMD&FP source register, encoded in the "N:Vn" field as <Qn>\*2.
- <Qm> Is the 128-bit name of the second SIMD&FP source register, encoded in the "M:Vm" field as <Qm>\*2.

## Operation

```
if ConditionPassed() then
    EncodingSpecificOperations(); CheckCryptoEnabled32();
    x = Q[d>>1];
    y = Q[n>>1]<31:0>; // Note: 32 bits wide
    constant w = Q[m>>1];
    for e = 0 to 3
        constant t = SHAchoose(x<63:32>, x<95:64>, x<127:96>);
        y = y + ROL(x<31:0>, 5) + t + Elem[w, e, 32];
        x<63:32> = ROL(x<63:32>, 30);
        <y, x> = ROL(y:x, 32);
    Q[d>>1] = x;
```

## Operational information

If CPSR.DIT is 1:

- The execution time of this instruction is independent of:
  - The values of the data supplied in any of its registers.
  - The values of the NZCV flags.
- The response of this instruction to asynchronous exceptions does not vary based on:
  - The values of the data supplied in any of its registers.
  - The values of the NZCV flags.

Internal version only: isa v01\_31, pseudocode v2024-03\_rel ; Build timestamp: 2024-03-25T10:05

Copyright © 2010-2024 Arm Limited or its affiliates. All rights reserved. This document is Non-Confidential.

# SHA1H

SHA1 fixed rotate.  
It has encodings from the following instruction sets: A32 ( [A1](#) ) and T32 ( [T1](#) ).

## A1 (FEAT\_SHA1)

31	30	29	28	27	26	25	24	23	22	21	20	19	18	17	16	15	14	13	12	11	10	9	8	7	6	5	4	3	2	1	0
1	1	1	1	0	0	1	1	1	D	1	1	size	0	1	Vd			0	0	1	0	1	1	M	0	Vm					

## A1

```
SHA1H.32 <Qd>, <Qm>

if !IsFeatureImplemented(FEAT_SHA1) then UNDEFINED;
if size != '10' then UNDEFINED;
if Vd<0> == '1' || Vm<0> == '1' then UNDEFINED;
constant d = UInt(D:Vd); constant m = UInt(M:Vm);
```

## T1 (FEAT\_SHA1)

15	14	13	12	11	10	9	8	7	6	5	4	3	2	1	0	15	14	13	12	11	10	9	8	7	6	5	4	3	2	1	0
1	1	1	1	1	1	1	1	1	D	1	1	size	0	1		Vd			0	0	1	0	1	1	M	0		Vm			

## T1

```
SHA1H.32 <Qd>, <Qm>

if InITBlock() then UNPREDICTABLE;
if !IsFeatureImplemented(FEAT_SHA1) then UNDEFINED;
if size != '10' then UNDEFINED;
if Vd<0> == '1' || Vm<0> == '1' then UNDEFINED;
constant d = UInt(D:Vd); constant m = UInt(M:Vm);
```

For more information about the CONSTRAINED UNPREDICTABLE behavior of this instruction, see [Architectural Constraints on UNPREDICTABLE behaviors](#).

## Assembler Symbols

- <Qd>
- Is the 128-bit name of the SIMD&FP destination register, encoded in the "D:Vd" field as <Qd>\*2.
- <Qm>
- Is the 128-bit name of the SIMD&FP source register, encoded in the "M:Vm" field as <Qm>\*2.

## Operation

```
if ConditionPassed() then
    EncodingSpecificOperations(); CheckCryptoEnabled32();
    Q[d>>1] = ZeroExtend(ROL(Q[m>>1]<31:0>, 30), 128);
```

## Operational information

- If CPSR.DIT is 1:
- The execution time of this instruction is independent of:
    - The values of the data supplied in any of its registers.
    - The values of the NZCV flags.
  - The response of this instruction to asynchronous exceptions does not vary based on:
    - The values of the data supplied in any of its registers.
    - The values of the NZCV flags.



SHA1M

SHA1 hash update (majority).  
It has encodings from the following instruction sets: A32 ( [A1](#) ) and T32 ( [T1](#) ).

A1  
(FEAT\_SHA1)

31	30	29	28	27	26	25	24	23	22	21	20	19	18	17	16	15	14	13	12	11	10	9	8	7	6	5	4	3	2	1	0
1	1	1	1	0	0	1	0	0	D	1	0	Vn				Vd				1	1	0	0	N	Q	M	0	Vm			

A1

```
SHA1M.32 <Qd>, <Qn>, <Qm>

if !IsFeatureImplemented(FEAT_SHA1) then UNDEFINED;
if Q != '1' then UNDEFINED;
if Vd<0> == '1' || Vn<0> == '1' || Vm<0> == '1' then UNDEFINED;
constant d = UInt(D:Vd); constant n = UInt(N:Vn); constant m = UInt(M:Vm);
```

T1  
(FEAT\_SHA1)

15	14	13	12	11	10	9	8	7	6	5	4	3	2	1	0	15	14	13	12	11	10	9	8	7	6	5	4	3	2	1	0
1	1	1	0	1	1	1	1	0	D	1	0	Vn			Vd			1	1	0	0	N	Q	M	0	Vm					

T1

```
SHA1M.32 <Qd>, <Qn>, <Qm>

if InITBlock() then UNPREDICTABLE;
if !IsFeatureImplemented(FEAT_SHA1) then UNDEFINED;
if Q != '1' then UNDEFINED;
if Vd<0> == '1' || Vn<0> == '1' || Vm<0> == '1' then UNDEFINED;
constant d = UInt(D:Vd); constant n = UInt(N:Vn); constant m = UInt(M:Vm);
```

For more information about the CONSTRAINED UNPREDICTABLE behavior of this instruction, see [Architectural Constraints on UNPREDICTABLE behaviors](#).

Assembler Symbols

- <Qd> Is the 128-bit name of the SIMD&FP destination register, encoded in the "D:Vd" field as <Qd>\*2.
- <Qn> Is the 128-bit name of the first SIMD&FP source register, encoded in the "N:Vn" field as <Qn>\*2.
- <Qm> Is the 128-bit name of the second SIMD&FP source register, encoded in the "M:Vm" field as <Qm>\*2.

Operation

```
if ConditionPassed() then
    EncodingSpecificOperations(); CheckCryptoEnabled32();
    x = Q[d>>1];
    y = Q[n>>1]<31:0>; // Note: 32 bits wide
    constant w = Q[m>>1];
    for e = 0 to 3
        constant t = SHAmajority(x<63:32>, x<95:64>, x<127:96>);
        y = y + ROL(x<31:0>, 5) + t + Elem[w, e, 32];
        x<63:32> = ROL(x<63:32>, 30);
        <y, x> = ROL(y:x, 32);
    Q[d>>1] = x;
```



## Operational information

If CPSR.DIT is 1:

- The execution time of this instruction is independent of:
  - The values of the data supplied in any of its registers.
  - The values of the NZCV flags.
- The response of this instruction to asynchronous exceptions does not vary based on:
  - The values of the data supplied in any of its registers.
  - The values of the NZCV flags.

Internal version only: isa v01\_31, pseudocode v2024-03\_rel ; Build timestamp: 2024-03-25T10:05

Copyright © 2010-2024 Arm Limited or its affiliates. All rights reserved. This document is Non-Confidential.

SHA1P

SHA1 hash update (parity).  
It has encodings from the following instruction sets: A32 ( [A1](#) ) and T32 ( [T1](#) ).

A1  
(FEAT\_SHA1)

31	30	29	28	27	26	25	24	23	22	21	20	19	18	17	16	15	14	13	12	11	10	9	8	7	6	5	4	3	2	1	0
1	1	1	1	0	0	1	0	0	D	0	1	Vn			Vd			1	1	0	0	N	Q	M	0	Vm					

A1

```
SHA1P.32 <Qd>, <Qn>, <Qm>

if !IsFeatureImplemented(FEAT_SHA1) then UNDEFINED;
if Q != '1' then UNDEFINED;
if Vd<0> == '1' || Vn<0> == '1' || Vm<0> == '1' then UNDEFINED;
constant d = UInt(D:Vd); constant n = UInt(N:Vn); constant m = UInt(M:Vm);
```

T1  
(FEAT\_SHA1)

15	14	13	12	11	10	9	8	7	6	5	4	3	2	1	0	15	14	13	12	11	10	9	8	7	6	5	4	3	2	1	0
1	1	1	0	1	1	1	1	0	D	0	1	Vn			Vd			1	1	0	0	N	Q	M	0	Vm					

T1

```
SHA1P.32 <Qd>, <Qn>, <Qm>

if InITBlock() then UNPREDICTABLE;
if !IsFeatureImplemented(FEAT_SHA1) then UNDEFINED;
if Q != '1' then UNDEFINED;
if Vd<0> == '1' || Vn<0> == '1' || Vm<0> == '1' then UNDEFINED;
constant d = UInt(D:Vd); constant n = UInt(N:Vn); constant m = UInt(M:Vm);
```

For more information about the CONSTRAINED UNPREDICTABLE behavior of this instruction, see [Architectural Constraints on UNPREDICTABLE behaviors](#).

Assembler Symbols

- <Qd> Is the 128-bit name of the SIMD&FP destination register, encoded in the "D:Vd" field as <Qd>\*2.
- <Qn> Is the 128-bit name of the first SIMD&FP source register, encoded in the "N:Vn" field as <Qn>\*2.
- <Qm> Is the 128-bit name of the second SIMD&FP source register, encoded in the "M:Vm" field as <Qm>\*2.

Operation

```
if ConditionPassed() then
    EncodingSpecificOperations(); CheckCryptoEnabled32();
    x = Q[d>>1];
    y = Q[n>>1]<31:0>; // Note: 32 bits wide
    constant w = Q[m>>1];
    for e = 0 to 3
        constant t = SHAparity(x<63:32>, x<95:64>, x<127:96>);
        y = y + ROL(x<31:0>, 5) + t + Elem[w, e, 32];
        x<63:32> = ROL(x<63:32>, 30);
        <y, x> = ROL(y:x, 32);
    Q[d>>1] = x;
```

## Operational information

If CPSR.DIT is 1:

- The execution time of this instruction is independent of:
  - The values of the data supplied in any of its registers.
  - The values of the NZCV flags.
- The response of this instruction to asynchronous exceptions does not vary based on:
  - The values of the data supplied in any of its registers.
  - The values of the NZCV flags.

Internal version only: isa v01\_31, pseudocode v2024-03\_rel ; Build timestamp: 2024-03-25T10:05

Copyright © 2010-2024 Arm Limited or its affiliates. All rights reserved. This document is Non-Confidential.

# SHA1SU0

SHA1 schedule update 0.  
It has encodings from the following instruction sets: A32 ( [A1](#) ) and T32 ( [T1](#) ).

## A1 (FEAT\_SHA1)

31	30	29	28	27	26	25	24	23	22	21	20	19	18	17	16	15	14	13	12	11	10	9	8	7	6	5	4	3	2	1	0
1	1	1	1	0	0	1	0	0	D	1	1	Vn				Vd				1	1	0	0	N	Q	M	0	Vm			

## A1

```
SHA1SU0.32 <Qd>, <Qn>, <Qm>

if !IsFeatureImplemented(FEAT_SHA1) then UNDEFINED;
if Q != '1' then UNDEFINED;
if Vd<0> == '1' || Vn<0> == '1' || Vm<0> == '1' then UNDEFINED;
constant d = UInt(D:Vd); constant n = UInt(N:Vn); constant m = UInt(M:Vm);
```

## T1 (FEAT\_SHA1)

15	14	13	12	11	10	9	8	7	6	5	4	3	2	1	0	15	14	13	12	11	10	9	8	7	6	5	4	3	2	1	0
1	1	1	0	1	1	1	1	0	D	1	1	Vn				Vd				1	1	0	0	N	Q	M	0	Vm			

## T1

```
SHA1SU0.32 <Qd>, <Qn>, <Qm>

if InITBlock() then UNPREDICTABLE;
if !IsFeatureImplemented(FEAT_SHA1) then UNDEFINED;
if Q != '1' then UNDEFINED;
if Vd<0> == '1' || Vn<0> == '1' || Vm<0> == '1' then UNDEFINED;
constant d = UInt(D:Vd); constant n = UInt(N:Vn); constant m = UInt(M:Vm);
```

For more information about the CONSTRAINED UNPREDICTABLE behavior of this instruction, see [Architectural Constraints on UNPREDICTABLE behaviors](#).

## Assembler Symbols

- <Qd> Is the 128-bit name of the SIMD&FP destination register, encoded in the "D:Vd" field as <Qd>\*2.
- <Qn> Is the 128-bit name of the first SIMD&FP source register, encoded in the "N:Vn" field as <Qn>\*2.
- <Qm> Is the 128-bit name of the second SIMD&FP source register, encoded in the "M:Vm" field as <Qm>\*2.

## Operation

```
if ConditionPassed() then
    EncodingSpecificOperations(); CheckCryptoEnabled32();
    constant op1 = Q[d>>1]; op2 = Q[n>>1]; constant op3 = Q[m>>1];
    op2 = op2<63:0> : op1<127:64>;
    Q[d>>1] = op1 EOR op2 EOR op3;
```

## Operational information

- If CPSR.DIT is 1:
- The execution time of this instruction is independent of:
    - The values of the data supplied in any of its registers.
    - The values of the NZCV flags.

- The response of this instruction to asynchronous exceptions does not vary based on:
  - The values of the data supplied in any of its registers.
  - The values of the NZCV flags.

Internal version only: isa v01\_31, pseudocode v2024-03\_rel ; Build timestamp: 2024-03-25T10:05

Copyright © 2010-2024 Arm Limited or its affiliates. All rights reserved. This document is Non-Confidential.

SHA1SU1

SHA1 schedule update 1.  
It has encodings from the following instruction sets: A32 ( [A1](#) ) and T32 ( [T1](#) ).

A1  
(FEAT\_SHA1)

31	30	29	28	27	26	25	24	23	22	21	20	19	18	17	16	15	14	13	12	11	10	9	8	7	6	5	4	3	2	1	0
1	1	1	1	0	0	1	1	1	D	1	1	size	1	0		Vd				0	0	1	1	1	0	M	0		Vm		

A1

```
SHA1SU1.32 <Qd>, <Qm>

if !IsFeatureImplemented(FEAT_SHA1) then UNDEFINED;
if size != '10' then UNDEFINED;
if Vd<0> == '1' || Vm<0> == '1' then UNDEFINED;
constant d = UInt(D:Vd); constant m = UInt(M:Vm);
```

T1  
(FEAT\_SHA1)

15	14	13	12	11	10	9	8	7	6	5	4	3	2	1	0	15	14	13	12	11	10	9	8	7	6	5	4	3	2	1	0
1	1	1	1	1	1	1	1	1	D	1	1	size	1	0		Vd				0	0	1	1	1	0	M	0		Vm		

T1

```
SHA1SU1.32 <Qd>, <Qm>

if InITBlock() then UNPREDICTABLE;
if !IsFeatureImplemented(FEAT_SHA1) then UNDEFINED;
if size != '10' then UNDEFINED;
if Vd<0> == '1' || Vm<0> == '1' then UNDEFINED;
constant d = UInt(D:Vd); constant m = UInt(M:Vm);
```

For more information about the CONSTRAINED UNPREDICTABLE behavior of this instruction, see [Architectural Constraints on UNPREDICTABLE behaviors](#).

Assembler Symbols

- <Qd> Is the 128-bit name of the SIMD&FP destination register, encoded in the "D:Vd" field as <Qd>\*2.
- <Qm> Is the 128-bit name of the SIMD&FP source register, encoded in the "M:Vm" field as <Qm>\*2.

Operation

```
if ConditionPassed() then
    EncodingSpecificOperations(); CheckCryptoEnabled32();
    constant X = Q[d>>1]; constant Y = Q[m>>1];
    constant T = X EOR LSR(Y, 32);
    constant W0 = ROL(T<31:0>, 1);
    constant W1 = ROL(T<63:32>, 1);
    constant W2 = ROL(T<95:64>, 1);
    constant W3 = ROL(T<127:96>, 1) EOR ROL(T<31:0>, 2);
    Q[d>>1] = W3:W2:W1:W0;
```

Operational information

- If CPSR.DIT is 1:
- The execution time of this instruction is independent of:

- The values of the data supplied in any of its registers.
  - The values of the NZCV flags.
- The response of this instruction to asynchronous exceptions does not vary based on:
  - The values of the data supplied in any of its registers.
  - The values of the NZCV flags.

Internal version only: isa v01\_31, pseudocode v2024-03\_rel ; Build timestamp: 2024-03-25T10:05

Copyright © 2010-2024 Arm Limited or its affiliates. All rights reserved. This document is Non-Confidential.

# SHA256H

SHA256 hash update part 1.  
It has encodings from the following instruction sets: A32 ( [A1](#) ) and T32 ( [T1](#) ).

## A1 (FEAT\_SHA256)

31	30	29	28	27	26	25	24	23	22	21	20	19	18	17	16	15	14	13	12	11	10	9	8	7	6	5	4	3	2	1	0
1	1	1	1	0	0	1	1	0	D	0	0	Vn				Vd				1	1	0	0	N	Q	M	0	Vm			

## A1

```
SHA256H.32 <Qd>, <Qn>, <Qm>

if !IsFeatureImplemented(FEAT_SHA256) then UNDEFINED;
if Q != '1' then UNDEFINED;
if Vd<0> == '1' || Vn<0> == '1' || Vm<0> == '1' then UNDEFINED;
constant d = UInt(D:Vd); constant n = UInt(N:Vn); constant m = UInt(M:Vm);
```

## T1 (FEAT\_SHA256)

15	14	13	12	11	10	9	8	7	6	5	4	3	2	1	0	15	14	13	12	11	10	9	8	7	6	5	4	3	2	1	0
1	1	1	1	1	1	1	1	0	D	0	0	Vn			Vd			1	1	0	0	N	Q	M	0	Vm					

## T1

```
SHA256H.32 <Qd>, <Qn>, <Qm>

if InITBlock() then UNPREDICTABLE;
if !IsFeatureImplemented(FEAT_SHA256) then UNDEFINED;
if Q != '1' then UNDEFINED;
if Vd<0> == '1' || Vn<0> == '1' || Vm<0> == '1' then UNDEFINED;
constant d = UInt(D:Vd); constant n = UInt(N:Vn); constant m = UInt(M:Vm);
```

For more information about the CONSTRAINED UNPREDICTABLE behavior of this instruction, see [Architectural Constraints on UNPREDICTABLE behaviors](#).

## Assembler Symbols

- <Qd>
- Is the 128-bit name of the SIMD&FP destination register, encoded in the "D:Vd" field as <Qd>\*2.
- <Qn>
- Is the 128-bit name of the first SIMD&FP source register, encoded in the "N:Vn" field as <Qn>\*2.
- <Qm>
- Is the 128-bit name of the second SIMD&FP source register, encoded in the "M:Vm" field as <Qm>\*2.

## Operation

```
if ConditionPassed() then
    EncodingSpecificOperations(); CheckCryptoEnabled32();
    constant X = Q[d>>1]; constant Y = Q[n>>1]; constant W = Q[m>>1]; constant part1 = TRUE;
    Q[d>>1] = SHA256hash(X, Y, W, part1);
```

## Operational information

- If CPSR.DIT is 1:
- The execution time of this instruction is independent of:
    - The values of the data supplied in any of its registers.
    - The values of the NZCV flags.
  - The response of this instruction to asynchronous exceptions does not vary based on:



- The values of the data supplied in any of its registers.
- The values of the NZCV flags.

Internal version only: isa v01\_31, pseudocode v2024-03\_rel ; Build timestamp: 2024-03-25T10:05

Copyright © 2010-2024 Arm Limited or its affiliates. All rights reserved. This document is Non-Confidential.

SHA256H2

SHA256 hash update part 2.  
It has encodings from the following instruction sets: A32 ( [A1](#) ) and T32 ( [T1](#) ).

A1  
(FEAT\_SHA256)

31	30	29	28	27	26	25	24	23	22	21	20	19	18	17	16	15	14	13	12	11	10	9	8	7	6	5	4	3	2	1	0
1	1	1	1	0	0	1	1	0	D	0	1	Vn				Vd				1	1	0	0	N	Q	M	0	Vm			

A1

```
SHA256H2.32 <Qd>, <Qn>, <Qm>

if !IsFeatureImplemented(FEAT_SHA256) then UNDEFINED;
if Q != '1' then UNDEFINED;
if Vd<0> == '1' || Vn<0> == '1' || Vm<0> == '1' then UNDEFINED;
constant d = UInt(D:Vd); constant n = UInt(N:Vn); constant m = UInt(M:Vm);
```

T1  
(FEAT\_SHA256)

15	14	13	12	11	10	9	8	7	6	5	4	3	2	1	0	15	14	13	12	11	10	9	8	7	6	5	4	3	2	1	0
1	1	1	1	1	1	1	1	0	D	0	1	Vn			Vd			1	1	0	0	N	Q	M	0	Vm					

T1

```
SHA256H2.32 <Qd>, <Qn>, <Qm>

if InITBlock() then UNPREDICTABLE;
if !IsFeatureImplemented(FEAT_SHA256) then UNDEFINED;
if Q != '1' then UNDEFINED;
if Vd<0> == '1' || Vn<0> == '1' || Vm<0> == '1' then UNDEFINED;
constant d = UInt(D:Vd); constant n = UInt(N:Vn); constant m = UInt(M:Vm);
```

For more information about the CONSTRAINED UNPREDICTABLE behavior of this instruction, see [Architectural Constraints on UNPREDICTABLE behaviors](#).

Assembler Symbols

- <Qd> Is the 128-bit name of the SIMD&FP destination register, encoded in the "D:Vd" field as <Qd>\*2.
- <Qn> Is the 128-bit name of the first SIMD&FP source register, encoded in the "N:Vn" field as <Qn>\*2.
- <Qm> Is the 128-bit name of the second SIMD&FP source register, encoded in the "M:Vm" field as <Qm>\*2.

Operation

```
if ConditionPassed() then
    EncodingSpecificOperations(); CheckCryptoEnabled32();
    constant X = Q[n>>1]; constant Y = Q[d>>1]; constant W = Q[m>>1]; constant part1 = FALSE;
    Q[d>>1] = SHA256hash(X, Y, W, part1);
```

Operational information

- If CPSR.DIT is 1:
- The execution time of this instruction is independent of:
    - The values of the data supplied in any of its registers.
    - The values of the NZCV flags.
  - The response of this instruction to asynchronous exceptions does not vary based on:

- The values of the data supplied in any of its registers.
- The values of the NZCV flags.

Internal version only: isa v01\_31, pseudocode v2024-03\_rel ; Build timestamp: 2024-03-25T10:05

Copyright © 2010-2024 Arm Limited or its affiliates. All rights reserved. This document is Non-Confidential.

# SHA256SU0

SHA256 schedule update 0.  
It has encodings from the following instruction sets: A32 ( [A1](#) ) and T32 ( [T1](#) ).

## A1 (FEAT\_SHA256)

31	30	29	28	27	26	25	24	23	22	21	20	19	18	17	16	15	14	13	12	11	10	9	8	7	6	5	4	3	2	1	0
1	1	1	1	0	0	1	1	1	D	1	1	size	1	0	Vd			0	0	1	1	1	1	1	M	0	Vm				

## A1

```
SHA256SU0.32 <Qd>, <Qm>

if !IsFeatureImplemented(FEAT_SHA256) then UNDEFINED;
if size != '10' then UNDEFINED;
if Vd<0> == '1' || Vm<0> == '1' then UNDEFINED;
constant d = UInt(D:Vd); constant m = UInt(M:Vm);
```

## T1 (FEAT\_SHA256)

15	14	13	12	11	10	9	8	7	6	5	4	3	2	1	0	15	14	13	12	11	10	9	8	7	6	5	4	3	2	1	0
1	1	1	1	1	1	1	1	1	D	1	1	size	1	0		Vd			0	0	1	1	1	1	1	M	0		Vm		

## T1

```
SHA256SU0.32 <Qd>, <Qm>

if InITBlock() then UNPREDICTABLE;
if !IsFeatureImplemented(FEAT_SHA256) then UNDEFINED;
if size != '10' then UNDEFINED;
if Vd<0> == '1' || Vm<0> == '1' then UNDEFINED;
constant d = UInt(D:Vd); constant m = UInt(M:Vm);
```

For more information about the CONSTRAINED UNPREDICTABLE behavior of this instruction, see [Architectural Constraints on UNPREDICTABLE behaviors](#).

## Assembler Symbols

- <Qd> Is the 128-bit name of the SIMD&FP destination register, encoded in the "D:Vd" field as <Qd>\*2.
- <Qm> Is the 128-bit name of the SIMD&FP source register, encoded in the "M:Vm" field as <Qm>\*2.

## Operation

```
if ConditionPassed() then
    bits(128) result;
    EncodingSpecificOperations(); CheckCryptoEnabled32();
    constant x = Q[d>>1]; constant y = Q[m>>1];
    constant t = y<31:0> : x<127:32>;
    for e = 0 to 3
        elt = Elem[t, e, 32];
        elt = ROR(elt, 7) EOR ROR(elt, 18) EOR LSR(elt, 3);
        Elem[result, e, 32] = elt + Elem[x, e, 32];
    Q[d>>1] = result;
```

## Operational information

If CPSR.DIT is 1:

- The execution time of this instruction is independent of:
  - The values of the data supplied in any of its registers.
  - The values of the NZCV flags.
- The response of this instruction to asynchronous exceptions does not vary based on:
  - The values of the data supplied in any of its registers.
  - The values of the NZCV flags.

Internal version only: isa v01\_31, pseudocode v2024-03\_rel ; Build timestamp: 2024-03-25T10:05

Copyright © 2010-2024 Arm Limited or its affiliates. All rights reserved. This document is Non-Confidential.

# SHA256SU1

SHA256 schedule update 1.  
It has encodings from the following instruction sets: A32 ( [A1](#) ) and T32 ( [T1](#) ).

## A1 (FEAT\_SHA256)

31	30	29	28	27	26	25	24	23	22	21	20	19	18	17	16	15	14	13	12	11	10	9	8	7	6	5	4	3	2	1	0
1	1	1	1	0	0	1	1	0	D	1	0	Vn				Vd				1	1	0	0	N	Q	M	0	Vm			

## A1

```
SHA256SU1.32 <Qd>, <Qn>, <Qm>

if !IsFeatureImplemented(FEAT_SHA256) then UNDEFINED;
if Q != '1' then UNDEFINED;
if Vd<0> == '1' || Vn<0> == '1' || Vm<0> == '1' then UNDEFINED;
constant d = UInt(D:Vd); constant n = UInt(N:Vn); constant m = UInt(M:Vm);
```

## T1 (FEAT\_SHA256)

15	14	13	12	11	10	9	8	7	6	5	4	3	2	1	0	15	14	13	12	11	10	9	8	7	6	5	4	3	2	1	0
1	1	1	1	1	1	1	1	0	D	1	0	Vn			Vd			1	1	0	0	N	Q	M	0	Vm					

## T1

```
SHA256SU1.32 <Qd>, <Qn>, <Qm>

if InITBlock() then UNPREDICTABLE;
if !IsFeatureImplemented(FEAT_SHA256) then UNDEFINED;
if Q != '1' then UNDEFINED;
if Vd<0> == '1' || Vn<0> == '1' || Vm<0> == '1' then UNDEFINED;
constant d = UInt(D:Vd); constant n = UInt(N:Vn); constant m = UInt(M:Vm);
```

For more information about the CONSTRAINED UNPREDICTABLE behavior of this instruction, see [Architectural Constraints on UNPREDICTABLE behaviors](#).

## Assembler Symbols

- <Qd> Is the 128-bit name of the SIMD&FP destination register, encoded in the "D:Vd" field as <Qd>\*2.
- <Qn> Is the 128-bit name of the first SIMD&FP source register, encoded in the "N:Vn" field as <Qn>\*2.
- <Qm> Is the 128-bit name of the second SIMD&FP source register, encoded in the "M:Vm" field as <Qm>\*2.

## Operation

```
if ConditionPassed() then
    EncodingSpecificOperations(); CheckCryptoEnabled32();
    bits(32) elt;
    bits(128) result;
    constant x = Q[d>>1]; constant y = Q[n>>1]; constant z = Q[m>>1];
    constant T0 = z<31:0> : y<127:32>;

    T1 = z<127:64>;
    for e = 0 to 1
        elt = Elem[T1, e, 32];
        elt = ROR(elt, 17) EOR ROR(elt, 19) EOR LSR(elt, 10);
        elt = elt + Elem[x, e, 32] + Elem[T0, e, 32];
        Elem[result, e, 32] = elt;

    T1 = result<63:0>;
    for e = 2 to 3
        elt = Elem[T1, e - 2, 32];
        elt = ROR(elt, 17) EOR ROR(elt, 19) EOR LSR(elt, 10);
        elt = elt + Elem[x, e, 32] + Elem[T0, e, 32];
        Elem[result, e, 32] = elt;

    Q[d>>1] = result;
```

## Operational information

If CPSR.DIT is 1:

- The execution time of this instruction is independent of:
  - The values of the data supplied in any of its registers.
  - The values of the NZCV flags.
- The response of this instruction to asynchronous exceptions does not vary based on:
  - The values of the data supplied in any of its registers.
  - The values of the NZCV flags.

Internal version only: isa v01\_31, pseudocode v2024-03\_rel ; Build timestamp: 2024-03-25T10:05

Copyright © 2010-2024 Arm Limited or its affiliates. All rights reserved. This document is Non-Confidential.

# VABA

Vector Absolute Difference and Accumulate subtracts the elements of one vector from the corresponding elements of another vector, and accumulates the absolute values of the results into the elements of the destination vector.

Operand and result elements are all integers of the same length.

Depending on settings in the [CPACR](#), [NSACR](#), and [HCPTR](#) registers, and the Security state and PE mode in which the instruction is executed, an attempt to execute the instruction might be UNDEFINED, or trapped to Hyp mode. For more information see [Enabling Advanced SIMD and floating-point support](#).

It has encodings from the following instruction sets: A32 ([A1](#)) and T32 ([T1](#)).

## A1

31	30	29	28	27	26	25	24	23	22	21	20	19	18	17	16	15	14	13	12	11	10	9	8	7	6	5	4	3	2	1	0
1	1	1	1	0	0	1	U	0	D	size	Vn					Vd					0	1	1	1	N	Q	M	1	Vm		

### 64-bit SIMD vector (Q == 0)

VABA{<c>}{<q>}.<dt> <Dd>, <Dn>, <Dm>

### 128-bit SIMD vector (Q == 1)

VABA{<c>}{<q>}.<dt> <Qd>, <Qn>, <Qm>

```
if size == '11' then UNDEFINED;
if Q == '1' && (Vd<0> == '1' || Vn<0> == '1' || Vm<0> == '1') then UNDEFINED;
constant unsigned = (U == '1'); constant long_destination = FALSE;
constant integer esize = 8 << UInt(size);
constant d = UInt(D:Vd); constant n = UInt(N:Vn); constant m = UInt(M:Vm);
constant elements = 64 DIV esize; constant regs = if Q == '0' then 1 else 2;
```

## T1

15	14	13	12	11	10	9	8	7	6	5	4	3	2	1	0	15	14	13	12	11	10	9	8	7	6	5	4	3	2	1	0
1	1	1	U	1	1	1	1	0	D	size	Vn				Vd				0	1	1	1	N	Q	M	1	Vm				

### 64-bit SIMD vector (Q == 0)

VABA{<c>}{<q>}.<dt> <Dd>, <Dn>, <Dm>

### 128-bit SIMD vector (Q == 1)

VABA{<c>}{<q>}.<dt> <Qd>, <Qn>, <Qm>

```
if size == '11' then UNDEFINED;
if Q == '1' && (Vd<0> == '1' || Vn<0> == '1' || Vm<0> == '1') then UNDEFINED;
constant unsigned = (U == '1'); constant long_destination = FALSE;
constant integer esize = 8 << UInt(size);
constant d = UInt(D:Vd); constant n = UInt(N:Vn); constant m = UInt(M:Vm);
constant elements = 64 DIV esize; constant regs = if Q == '0' then 1 else 2;
```

## Assembler Symbols

- <c>For encoding A1: see [Standard assembler syntax fields](#). This encoding must be unconditional.  
For encoding T1: see [Standard assembler syntax fields](#).
- <q>See [Standard assembler syntax fields](#).
- <dt>Is the data type for the elements of the operands, encoded in “U:size”:



U	size	<dt>
0	00	S8
0	01	S16
0	10	S32
1	00	U8
1	01	U16
1	10	U32

- <Qd> Is the 128-bit name of the SIMD&FP destination register, encoded in the "D:Vd" field as <Qd>\*2.
- <Qn> Is the 128-bit name of the first SIMD&FP source register, encoded in the "N:Vn" field as <Qn>\*2.
- <Qm> Is the 128-bit name of the second SIMD&FP source register, encoded in the "M:Vm" field as <Qm>\*2.
- <Dd> Is the 64-bit name of the SIMD&FP destination register, encoded in the "D:Vd" field.
- <Dn> Is the 64-bit name of the first SIMD&FP source register, encoded in the "N:Vn" field.
- <Dm> Is the 64-bit name of the second SIMD&FP source register, encoded in the "M:Vm" field.

## Operation

```

if ConditionPassed\(\) then
    EncodingSpecificOperations(); CheckAdvSIMDEnabled\(\);
    for r = 0 to regs-1
        for e = 0 to elements-1
            constant op1 = Elem[Din[n+r],e,esize];
            constant op2 = Elem[Din[m+r],e,esize];
            constant absdiff = Abs(Int(op1,unsigned) - Int(op2,unsigned));
            if long_destination then
                Elem[Q[d>>1],e,2*esize] = Elem[Qin[d>>1],e,2*esize] + absdiff;
            else
                Elem[D[d+r],e,esize] = Elem[Din[d+r],e,esize] + absdiff;

```

## Operational information

If CPSR.DIT is 1 and this instruction passes its condition execution check:

- The execution time of this instruction is independent of:
  - The values of the data supplied in any of its registers.
  - The values of the NZCV flags.
- The response of this instruction to asynchronous exceptions does not vary based on:
  - The values of the data supplied in any of its registers.
  - The values of the NZCV flags.

Internal version only: isa v01\_31, pseudocode v2024-03\_rel ; Build timestamp: 2024-03-25T10:05

Copyright © 2010-2024 Arm Limited or its affiliates. All rights reserved. This document is Non-Confidential.

VABAL

Vector Absolute Difference and Accumulate Long subtracts the elements of one vector from the corresponding elements of another vector, and accumulates the absolute values of the results into the elements of the destination vector.

Operand elements are all integers of the same length, and the result elements are double the length of the operands.

Depending on settings in the *CPACR*, *NSACR*, and *HCPTTR* registers, and the Security state and PE mode in which the instruction is executed, an attempt to execute the instruction might be UNDEFINED, or trapped to Hyp mode. For more information see *Enabling Advanced SIMD and floating-point support*.

It has encodings from the following instruction sets: A32 ( [A1](#) ) and T32 ( [T1](#) ).

A1

31	30	29	28	27	26	25	24	23	22	21	20	19	18	17	16	15	14	13	12	11	10	9	8	7	6	5	4	3	2	1	0
1	1	1	1	0	0	1	U	1	D	!= 11	Vn				Vd				0 1 0 1				N	0	M	0	Vm				
size																															

A1

```
VABAL{<c>}{<q>}.<dt> <Qd>, <Dn>, <Dm>
```

```
if size == '11' then SEE "Related encodings";
if Vd<0> == '1' then UNDEFINED;
constant unsigned = (U == '1');  constant long_destination = TRUE;
constant integer esize = 8 << UInt(size);
constant d = UInt(D:Vd);  constant n = UInt(N:Vn);  constant m = UInt(M:Vm);
constant elements = 64 DIV esize; constant regs = 1;
```

T1

15	14	13	12	11	10	9	8	7	6	5	4	3	2	1	0	15	14	13	12	11	10	9	8	7	6	5	4	3	2	1	0
1	1	1	U	1	1	1	1	1	D	!= 11	Vn				Vd				0	1	0	1	N	0	M	0	Vm				
size																															

T1

```
VABAL{<c>}{<q>}.<dt> <Qd>, <Dn>, <Dm>
```

```
if size == '11' then SEE "Related encodings";
if Vd<0> == '1' then UNDEFINED;
constant unsigned = (U == '1');  constant long_destination = TRUE;
constant integer esize = 8 << UInt(size);
constant d = UInt(D:Vd);  constant n = UInt(N:Vn);  constant m = UInt(M:Vm);
constant elements = 64 DIV esize; constant regs = 1;
```

Related encodings: See *Advanced SIMD data-processing* for the T32 instruction set, or *Advanced SIMD data-processing* for the A32 instruction set.

Assembler Symbols

- <c> For encoding A1: see *Standard assembler syntax fields*. This encoding must be unconditional.  
For encoding T1: see *Standard assembler syntax fields*.
- <q> See *Standard assembler syntax fields*.
- <dt> Is the data type for the elements of the operands, encoded in “U:size”:

U	size	<dt>
0	00	S8
0	01	S16
0	10	S32
1	00	U8
1	01	U16
1	10	U32

- <Qd> Is the 128-bit name of the SIMD&FP destination register, encoded in the "D:Vd" field as <Qd>\*2.
- <Dn> Is the 64-bit name of the first SIMD&FP source register, encoded in the "N:Vn" field.
- <Dm> Is the 64-bit name of the second SIMD&FP source register, encoded in the "M:Vm" field.

## Operation

```

if ConditionPassed() then
    EncodingSpecificOperations(); CheckAdvSIMDEnabled();
    for r = 0 to regs-1
        for e = 0 to elements-1
            constant op1 = Elem[Din[n+r],e,esize];
            constant op2 = Elem[Din[m+r],e,esize];
            constant absdiff = Abs(Int(op1,unsigned) - Int(op2,unsigned));
            if long_destination then
                Elem[Q[d>>1],e,2*esize] = Elem[Qin[d>>1],e,2*esize] + absdiff;
            else
                Elem[D[d+r],e,esize] = Elem[Din[d+r],e,esize] + absdiff;

```

## Operational information

If CPSR.DIT is 1 and this instruction passes its condition execution check:

- The execution time of this instruction is independent of:
  - The values of the data supplied in any of its registers.
  - The values of the NZCV flags.
- The response of this instruction to asynchronous exceptions does not vary based on:
  - The values of the data supplied in any of its registers.
  - The values of the NZCV flags.

Internal version only: isa v01\_31, pseudocode v2024-03\_rel ; Build timestamp: 2024-03-25T10:05

Copyright © 2010-2024 Arm Limited or its affiliates. All rights reserved. This document is Non-Confidential.

## VABD (floating-point)

Vector Absolute Difference (floating-point) subtracts the elements of one vector from the corresponding elements of another vector, and places the absolute values of the results in the elements of the destination vector.

Operand and result elements are floating-point numbers of the same size.

Depending on settings in the [CPACR](#), [NSACR](#), and [HCPTR](#) registers, and the Security state and PE mode in which the instruction is executed, an attempt to execute the instruction might be UNDEFINED, or trapped to Hyp mode. For more information see [Enabling Advanced SIMD and floating-point support](#).

It has encodings from the following instruction sets: A32 ([A1](#)) and T32 ([T1](#)).

### A1

31	30	29	28	27	26	25	24	23	22	21	20	19	18	17	16	15	14	13	12	11	10	9	8	7	6	5	4	3	2	1	0
1	1	1	1	0	0	1	1	0	D	1	sz	Vn				Vd				1 1 0 1				N	Q	M	0	Vm			

#### 64-bit SIMD vector (Q == 0)

VABD{<c>}{<q>}.<dt> {<Dd>, }<Dn>, <Dm>

#### 128-bit SIMD vector (Q == 1)

VABD{<c>}{<q>}.<dt> {<Qd>, }<Qn>, <Qm>

```
if Q == '1' && (Vd<0> == '1' || Vn<0> == '1' || Vm<0> == '1') then UNDEFINED;
if sz == '1' && !IsFeatureImplemented(FEAT_FP16) then UNDEFINED;
constant integer esize = 32 >> UInt(sz);
constant d = UInt(D:Vd); constant n = UInt(N:Vn); constant m = UInt(M:Vm);
constant elements = 64 DIV esize; constant regs = if Q == '0' then 1 else 2;
```

### T1

15	14	13	12	11	10	9	8	7	6	5	4	3	2	1	0	15	14	13	12	11	10	9	8	7	6	5	4	3	2	1	0
1	1	1	1	1	1	1	1	0	D	1	sz	Vn			Vd			1	1	0	1	N	Q	M	0	Vm					

#### 64-bit SIMD vector (Q == 0)

VABD{<c>}{<q>}.<dt> {<Dd>, }<Dn>, <Dm>

#### 128-bit SIMD vector (Q == 1)

VABD{<c>}{<q>}.<dt> {<Qd>, }<Qn>, <Qm>

```
if Q == '1' && (Vd<0> == '1' || Vn<0> == '1' || Vm<0> == '1') then UNDEFINED;
if sz == '1' && !IsFeatureImplemented(FEAT_FP16) then UNDEFINED;
if sz == '1' && InITBlock() then UNPREDICTABLE;
constant integer esize = 32 >> UInt(sz);
constant d = UInt(D:Vd); constant n = UInt(N:Vn); constant m = UInt(M:Vm);
constant elements = 64 DIV esize; constant regs = if Q == '0' then 1 else 2;
```

## CONSTRAINED UNPREDICTABLE behavior

If `sz == '1' && InITBlock()`, then one of the following behaviors must occur:

- The instruction is UNDEFINED.
- The instruction executes as if it passes the Condition code check.
- The instruction executes as NOP. This means it behaves as if it fails the Condition code check.

Assembler Symbols

<c> For encoding A1: see [Standard assembler syntax fields](#). This encoding must be unconditional.  
For encoding T1: see [Standard assembler syntax fields](#).

<q> See [Standard assembler syntax fields](#).

<dt> Is the data type for the elements of the vectors, encoded in “sz”:

sz	<dt>
0	F32
1	F16

<Qd> Is the 128-bit name of the SIMD&FP destination register, encoded in the "D:Vd" field as <Qd>\*2.

<Qn> Is the 128-bit name of the first SIMD&FP source register, encoded in the "N:Vn" field as <Qn>\*2.

<Qm> Is the 128-bit name of the second SIMD&FP source register, encoded in the "M:Vm" field as <Qm>\*2.

<Dd> Is the 64-bit name of the SIMD&FP destination register, encoded in the "D:Vd" field.

<Dn> Is the 64-bit name of the first SIMD&FP source register, encoded in the "N:Vn" field.

<Dm> Is the 64-bit name of the second SIMD&FP source register, encoded in the "M:Vm" field.

Operation

```
if ConditionPassed() then
  EncodingSpecificOperations(); CheckAdvSIMDEnabled();
  constant FPCR_Type fpcr = StandardFPCR();
  for r = 0 to regs-1
    for e = 0 to elements-1
      constant op1 = Elem[D[n+r],e,esize]; constant op2 = Elem[D[m+r],e,esize];
      Elem[D[d+r],e,esize] = FPAbs(FPSub(op1,op2, fpcr), fpcr);
```

## VABD (integer)

Vector Absolute Difference (integer) subtracts the elements of one vector from the corresponding elements of another vector, and places the absolute values of the results in the elements of the destination vector.

Operand and result elements are all integers of the same length.

Depending on settings in the [CPACR](#), [NSACR](#), and [HCPTR](#) registers, and the Security state and PE mode in which the instruction is executed, an attempt to execute the instruction might be UNDEFINED, or trapped to Hyp mode. For more information see [Enabling Advanced SIMD and floating-point support](#).

It has encodings from the following instruction sets: A32 ([A1](#)) and T32 ([T1](#)).

### A1

31	30	29	28	27	26	25	24	23	22	21	20	19	18	17	16	15	14	13	12	11	10	9	8	7	6	5	4	3	2	1	0
1	1	1	1	0	0	1	U	0	D	size	Vn			Vd			0 1 1 1			N	Q	M	0	Vm							

#### 64-bit SIMD vector (Q == 0)

VABD{<c>}{<q>}.<dt> {<Dd>, }<Dn>, <Dm>

#### 128-bit SIMD vector (Q == 1)

VABD{<c>}{<q>}.<dt> {<Qd>, }<Qn>, <Qm>

```
if size == '11' then UNDEFINED;
if Q == '1' && (Vd<0> == '1' || Vn<0> == '1' || Vm<0> == '1') then UNDEFINED;
constant unsigned = (U == '1'); constant long_destination = FALSE;
constant integer esize = 8 << UInt(size);
constant d = UInt(D:Vd); constant n = UInt(N:Vn); constant m = UInt(M:Vm);
constant elements = 64 DIV esize; constant regs = if Q == '0' then 1 else 2;
```

### T1

15	14	13	12	11	10	9	8	7	6	5	4	3	2	1	0	15	14	13	12	11	10	9	8	7	6	5	4	3	2	1	0		
1	1	1	U	1	1	1	1	0	D	size	Vn					Vd					0	1	1	1	N	Q	M	0	Vm				

#### 64-bit SIMD vector (Q == 0)

VABD{<c>}{<q>}.<dt> {<Dd>, }<Dn>, <Dm>

#### 128-bit SIMD vector (Q == 1)

VABD{<c>}{<q>}.<dt> {<Qd>, }<Qn>, <Qm>

```
if size == '11' then UNDEFINED;
if Q == '1' && (Vd<0> == '1' || Vn<0> == '1' || Vm<0> == '1') then UNDEFINED;
constant unsigned = (U == '1'); constant long_destination = FALSE;
constant integer esize = 8 << UInt(size);
constant d = UInt(D:Vd); constant n = UInt(N:Vn); constant m = UInt(M:Vm);
constant elements = 64 DIV esize; constant regs = if Q == '0' then 1 else 2;
```

## Assembler Symbols

- <c> For encoding A1: see [Standard assembler syntax fields](#). This encoding must be unconditional.  
For encoding T1: see [Standard assembler syntax fields](#).
- <q> See [Standard assembler syntax fields](#).
- <dt> Is the data type for the elements of the operands, encoded in “U:size”:

U	size	<dt>
0	00	S8
0	01	S16
0	10	S32
1	00	U8
1	01	U16
1	10	U32

- <Qd> Is the 128-bit name of the SIMD&FP destination register, encoded in the "D:Vd" field as <Qd>\*2.
- <Qn> Is the 128-bit name of the first SIMD&FP source register, encoded in the "N:Vn" field as <Qn>\*2.
- <Qm> Is the 128-bit name of the second SIMD&FP source register, encoded in the "M:Vm" field as <Qm>\*2.
- <Dd> Is the 64-bit name of the SIMD&FP destination register, encoded in the "D:Vd" field.
- <Dn> Is the 64-bit name of the first SIMD&FP source register, encoded in the "N:Vn" field.
- <Dm> Is the 64-bit name of the second SIMD&FP source register, encoded in the "M:Vm" field.

## Operation

```

if ConditionPassed() then
    EncodingSpecificOperations(); CheckAdvSIMDEnabled();
    for r = 0 to regs-1
        for e = 0 to elements-1
            constant op1 = Elem[Din[n+r],e,esize];
            constant op2 = Elem[Din[m+r],e,esize];
            constant absdiff = Abs(Int(op1,unsigned) - Int(op2,unsigned));
            if long_destination then
                Elem[Q[d>>1],e,2*esize] = absdiff<2*esize-1:0>;
            else
                Elem[D[d+r],e,esize] = absdiff<esize-1:0>;

```

## Operational information

If CPSR.DIT is 1 and this instruction passes its condition execution check:

- The execution time of this instruction is independent of:
  - The values of the data supplied in any of its registers.
  - The values of the NZCV flags.
- The response of this instruction to asynchronous exceptions does not vary based on:
  - The values of the data supplied in any of its registers.
  - The values of the NZCV flags.

Internal version only: isa v01\_31, pseudocode v2024-03\_rel ; Build timestamp: 2024-03-25T10:05

Copyright © 2010-2024 Arm Limited or its affiliates. All rights reserved. This document is Non-Confidential.

## VABDL (integer)

Vector Absolute Difference Long (integer) subtracts the elements of one vector from the corresponding elements of another vector, and places the absolute values of the results in the elements of the destination vector.

Operand elements are all integers of the same length, and the result elements are double the length of the operands.

Depending on settings in the *CPACR*, *NSACR*, and *HCPTTR* registers, and the Security state and PE mode in which the instruction is executed, an attempt to execute the instruction might be UNDEFINED, or trapped to Hyp mode. For more information see *Enabling Advanced SIMD and floating-point support*.

It has encodings from the following instruction sets: A32 ( [A1](#) ) and T32 ( [T1](#) ).

### A1

31	30	29	28	27	26	25	24	23	22	21	20	19	18	17	16	15	14	13	12	11	10	9	8	7	6	5	4	3	2	1	0	
1	1	1	1	0	0	1	U	1	D	!= 11	Vn					Vd					0	1	1	1	N	0	M	0	Vm			
size																																

### A1

```
VABDL{<c>}{<q>}.<dt> <Qd>, <Dn>, <Dm>
```

```
if size == '11' then SEE "Related encodings";
if Vd<0> == '1' then UNDEFINED;
constant unsigned = (U == '1');  constant long_destination = TRUE;
constant integer esize = 8 << UInt(size);
constant d = UInt(D:Vd);  constant n = UInt(N:Vn);  constant m = UInt(M:Vm);
constant elements = 64 DIV esize; constant regs = 1;
```

### T1

15	14	13	12	11	10	9	8	7	6	5	4	3	2	1	0	15	14	13	12	11	10	9	8	7	6	5	4	3	2	1	0		
1	1	1	U	1	1	1	1	1	D	!= 11	Vn					Vd					0	1	1	1	N	0	M	0	Vm				
size																																	

### T1

```
VABDL{<c>}{<q>}.<dt> <Qd>, <Dn>, <Dm>
```

```
if size == '11' then SEE "Related encodings";
if Vd<0> == '1' then UNDEFINED;
constant unsigned = (U == '1');  constant long_destination = TRUE;
constant integer esize = 8 << UInt(size);
constant d = UInt(D:Vd);  constant n = UInt(N:Vn);  constant m = UInt(M:Vm);
constant elements = 64 DIV esize; constant regs = 1;
```

Related encodings: See *Advanced SIMD data-processing* for the T32 instruction set, or *Advanced SIMD data-processing* for the A32 instruction set.

## Assembler Symbols

- <c> For encoding A1: see *Standard assembler syntax fields*. This encoding must be unconditional.  
For encoding T1: see *Standard assembler syntax fields*.
- <q> See *Standard assembler syntax fields*.
- <dt> Is the data type for the elements of the operands, encoded in “U:size”:



U	size	<dt>
0	00	S8
0	01	S16
0	10	S32
1	00	U8
1	01	U16
1	10	U32

<Qd> Is the 128-bit name of the SIMD&FP destination register, encoded in the "D:Vd" field as <Qd>\*2.

<Dn> Is the 64-bit name of the first SIMD&FP source register, encoded in the "N:Vn" field.

<Dm> Is the 64-bit name of the second SIMD&FP source register, encoded in the "M:Vm" field.

## Operation

```
if ConditionPassed() then
    EncodingSpecificOperations(); CheckAdvSIMDEnabled();
    for r = 0 to regs-1
        for e = 0 to elements-1
            constant op1 = Elem[Din[n+r],e,esize];
            constant op2 = Elem[Din[m+r],e,esize];
            constant absdiff = Abs(Int(op1,unsigned) - Int(op2,unsigned));
            if long_destination then
                Elem[Q[d>>1],e,2*esize] = absdiff<2*esize-1:0>;
            else
                Elem[D[d+r],e,esize] = absdiff<esize-1:0>;
```

## Operational information

If CPSR.DIT is 1 and this instruction passes its condition execution check:

- The execution time of this instruction is independent of:
  - The values of the data supplied in any of its registers.
  - The values of the NZCV flags.
- The response of this instruction to asynchronous exceptions does not vary based on:
  - The values of the data supplied in any of its registers.
  - The values of the NZCV flags.

Internal version only: isa v01\_31, pseudocode v2024-03\_rel ; Build timestamp: 2024-03-25T10:05

Copyright © 2010-2024 Arm Limited or its affiliates. All rights reserved. This document is Non-Confidential.

VABS

Vector Absolute takes the absolute value of each element in a vector, and places the results in a second vector. The floating-point version only clears the sign bit.

Depending on settings in the *CPACR*, *NSACR*, *HCPTTR*, and *FPEXC* registers, and the Security state and PE mode in which the instruction is executed, an attempt to execute the instruction might be UNDEFINED, or trapped to Hyp mode. For more information see *Enabling Advanced SIMD and floating-point support*.

It has encodings from the following instruction sets: A32 ( [A1](#) and [A2](#) ) and T32 ( [T1](#) and [T2](#) ).

A1

31	30	29	28	27	26	25	24	23	22	21	20	19	18	17	16	15	14	13	12	11	10	9	8	7	6	5	4	3	2	1	0
1	1	1	1	0	0	1	1	1	D	1	1	size	0	1	Vd			0	F	1	1	0	Q	M	0	Vm					

64-bit SIMD vector (Q == 0)

```
VABS{<c>}{<q>}.<dt> <Dd>, <Dm>
```

128-bit SIMD vector (Q == 1)

```
VABS{<c>}{<q>}.<dt> <Qd>, <Qm>
```

```
if size == '11' then UNDEFINED;
if F == '1' && ((size == '01' && !IsFeatureImplemented(FEAT_FP16)) || size == '00') then
    UNDEFINED;
if Q == '1' && (Vd<0> == '1' || Vm<0> == '1') then UNDEFINED;
constant advsimd = TRUE;  constant floating_point = (F == '1');
constant integer esize = 8 << UInt(size);  constant elements = 64 DIV esize;
constant d = UInt(D:Vd);  constant m = UInt(M:Vm);  constant regs = if Q == '0' then 1 else 2;
```

A2

31	30	29	28	27	26	25	24	23	22	21	20	19	18	17	16	15	14	13	12	11	10	9	8	7	6	5	4	3	2	1	0
!= 1111				1	1	1	0	1	D	1	1	0	0	0	0	Vd			1 0		size		1	1	M	0	Vm				
cond																															

Half-precision scalar (size == 01)  
(FEAT\_FP16)

```
VABS{<c>}{<q>}.F16 <Sd>, <Sm>
```

Single-precision scalar (size == 10)

```
VABS{<c>}{<q>}.F32 <Sd>, <Sm>
```

Double-precision scalar (size == 11)

```
VABS{<c>}{<q>}.F64 <Dd>, <Dm>
```

```
if FPSCR.Len != '000' || FPSCR.Stride != '00' then UNDEFINED;
if size == '00' || (size == '01' && !IsFeatureImplemented(FEAT_FP16)) then UNDEFINED;
if size == '01' && cond != '1110' then UNPREDICTABLE;
constant advsimd = FALSE;
constant integer esize = 8 << UInt(size);
integer d;
integer m;
case size of
    when '01' d = UInt(Vd:D); m = UInt(Vm:M);
    when '10' d = UInt(Vd:D); m = UInt(Vm:M);
    when '11' d = UInt(D:Vd); m = UInt(M:Vm);
constant boolean floating_point = boolean UNKNOWN;
constant integer regs = integer UNKNOWN; constant integer elements = integer UNKNOWN;
```

CONSTRAINED UNPREDICTABLE behavior

If size == '01' && cond != '1110', then one of the following behaviors must occur:

- The instruction is UNDEFINED.
- The instruction executes as if it passes the Condition code check.
- The instruction executes as NOP. This means it behaves as if it fails the Condition code check.

T1

15	14	13	12	11	10	9	8	7	6	5	4	3	2	1	0	15	14	13	12	11	10	9	8	7	6	5	4	3	2	1	0
1	1	1	1	1	1	1	1	1	D	1	1	size	0	1		Vd		0	F	1	1	0	Q	M	0		Vm				

64-bit SIMD vector (Q == 0)

```
VABS{<c>}{<q>}.<dt> <Dd>, <Dm>
```

128-bit SIMD vector (Q == 1)

```
VABS{<c>}{<q>}.<dt> <Qd>, <Qm>
```

```
if size == '11' then UNDEFINED;
if F == '1' && ((size == '01' && !IsFeatureImplemented(FEAT_FP16)) || size == '00') then
    UNDEFINED;
if F == '1' && size == '01' && InITBlock() then UNPREDICTABLE;
if Q == '1' && (Vd<0> == '1' || Vm<0> == '1') then UNDEFINED;
constant advsimd = TRUE; constant floating_point = (F == '1');
constant integer esize = 8 << UInt(size); constant elements = 64 DIV esize;
constant d = UInt(D:Vd); constant m = UInt(M:Vm); constant regs = if Q == '0' then 1 else 2;
```

CONSTRAINED UNPREDICTABLE behavior

If F == '1' && size == '01' && InITBlock(), then one of the following behaviors must occur:

- The instruction is UNDEFINED.
- The instruction executes as if it passes the Condition code check.
- The instruction executes as NOP. This means it behaves as if it fails the Condition code check.

T2

15	14	13	12	11	10	9	8	7	6	5	4	3	2	1	0	15	14	13	12	11	10	9	8	7	6	5	4	3	2	1	0
1	1	1	0	1	1	1	0	1	D	1	1	0	0	0	0	Vd		1	0	size		1	1	M	0	Vm					

Half-precision scalar (size == 01)  
(FEAT\_FP16)

```
VABS{<c>}{<q>}.F16 <Sd>, <Sm>
```

Single-precision scalar (size == 10)

```
VABS{<c>}{<q>}.F32 <Sd>, <Sm>
```

Double-precision scalar (size == 11)

```
VABS{<c>}{<q>}.F64 <Dd>, <Dm>
```

```
if FPSCR.Len != '000' || FPSCR.Stride != '00' then UNDEFINED;
if size == '00' || (size == '01' && !IsFeatureImplemented(FEAT_FP16)) then UNDEFINED;
if size == '01' && InITBlock() then UNPREDICTABLE;
constant advsimd = FALSE;
constant integer esize = 8 << UInt(size);
integer d;
integer m;
case size of
  when '01' d = UInt(Vd:D); m = UInt(Vm:M);
  when '10' d = UInt(Vd:D); m = UInt(Vm:M);
  when '11' d = UInt(D:Vd); m = UInt(M:Vm);
constant boolean floating_point = boolean UNKNOWN;
constant integer regs = integer UNKNOWN; constant integer elements = integer UNKNOWN;
```

CONSTRAINED UNPREDICTABLE behavior

If size == '01' && InITBlock(), then one of the following behaviors must occur:

- The instruction is UNDEFINED.
- The instruction executes as if it passes the Condition code check.
- The instruction executes as NOP. This means it behaves as if it fails the Condition code check.

Assembler Symbols

- <c> For encoding A1: see *Standard assembler syntax fields*. This encoding must be unconditional.  
For encoding A2, T1 and T2: see *Standard assembler syntax fields*.
- <q> See *Standard assembler syntax fields*.
- <dt> Is the data type for the elements of the vectors, encoded in “F:size”:

F	size	<dt>
0	00	S8
0	01	S16
0	10	S32
1	01	F16
1	10	F32

- <Qd> Is the 128-bit name of the SIMD&FP destination register, encoded in the "D:Vd" field as <Qd>\*2.
- <Qm> Is the 128-bit name of the SIMD&FP source register, encoded in the "M:Vm" field as <Qm>\*2.
- <Dd> Is the 64-bit name of the SIMD&FP destination register, encoded in the "D:Vd" field.
- <Dm> Is the 64-bit name of the SIMD&FP source register, encoded in the "M:Vm" field.
- <Sd> Is the 32-bit name of the SIMD&FP destination register, encoded in the "Vd:D" field.

<Sm> Is the 32-bit name of the SIMD&FP source register, encoded in the "Vm:M" field.

## Operation

```
if ConditionPassed() then
    EncodingSpecificOperations(); CheckAdvSIMDOrVFPEntered(TRUE, advsimd);
    if advsimd then // Advanced SIMD instruction
        constant FPCR_Type fpcr = StandardFPCR();
        for r = 0 to regs-1
            for e = 0 to elements-1
                if floating_point then
                    Elem[D[d+r],e,esize] = FPAbs(Elem[D[m+r],e,esize], fpcr);
                else
                    constant result = Abs(SInt(Elem[D[m+r],e,esize]));
                    Elem[D[d+r],e,esize] = result<esize-1:0>;
    else // VFP instruction
        constant FPCR_Type fpcr = EffectiveFPCR();
        case esize of
            when 16 H[d] = FPAbs(H[m], fpcr);
            when 32 S[d] = FPAbs(S[m], fpcr);
            when 64 D[d] = FPAbs(D[m], fpcr);
```

## Operational information

If CPSR.DIT is 1 and this instruction passes its condition execution check and is operating only on integer vector elements, then the following apply:

- The execution time of this instruction is independent of:
  - The values of the data supplied in any of its registers.
  - The values of the NZCV flags.
- The response of this instruction to asynchronous exceptions does not vary based on:
  - The values of the data supplied in any of its registers.
  - The values of the NZCV flags.

Internal version only: isa v01\_31, pseudocode v2024-03\_rel ; Build timestamp: 2024-03-25T10:05

Copyright © 2010-2024 Arm Limited or its affiliates. All rights reserved. This document is Non-Confidential.

## VACGE

Vector Absolute Compare Greater Than or Equal takes the absolute value of each element in a vector, and compares it with the absolute value of the corresponding element of a second vector. If the first is greater than or equal to the second, the corresponding element in the destination vector is set to all ones. Otherwise, it is set to all zeros.

The operands and result can be quadword or doubleword vectors. They must all be the same size.

The operand vector elements are floating-point numbers. The result vector elements are the same size as the operand vector elements.

Depending on settings in the [CPACR](#), [NSACR](#), and [HCPTR](#) registers, and the Security state and PE mode in which the instruction is executed, an attempt to execute the instruction might be UNDEFINED, or trapped to Hyp mode. For more information see [Enabling Advanced SIMD and floating-point support](#).

This instruction is used by the pseudo-instruction [VACLE](#).

It has encodings from the following instruction sets: A32 ( [A1](#) ) and T32 ( [T1](#) ).

### A1

31	30	29	28	27	26	25	24	23	22	21	20	19	18	17	16	15	14	13	12	11	10	9	8	7	6	5	4	3	2	1	0
1	1	1	1	0	0	1	1	0	D	0	sz	Vn			Vd			1			1	1	0	N	Q	M	1	Vm			
op																															

#### 64-bit SIMD vector (Q == 0)

VACGE{<c>}{<q>}.<dt> {<Dd>, }<Dn>, <Dm>

#### 128-bit SIMD vector (Q == 1)

VACGE{<c>}{<q>}.<dt> {<Qd>, }<Qn>, <Qm>

```
if Q == '1' && (Vd<0> == '1' || Vn<0> == '1' || Vm<0> == '1') then UNDEFINED;
if sz == '1' && !IsFeatureImplemented(FEAT_FP16) then UNDEFINED;
constant or_equal = (op == '0');
constant integer esize = 32 >> UInt(sz);
constant d = UInt(D:Vd); constant n = UInt(N:Vn); constant m = UInt(M:Vm);
constant elements = 64 DIV esize; constant regs = if Q == '0' then 1 else 2;
```

### T1

15	14	13	12	11	10	9	8	7	6	5	4	3	2	1	0	15	14	13	12	11	10	9	8	7	6	5	4	3	2	1	0
1	1	1	1	1	1	1	1	0	D	0	sz	Vn			Vd			1	1	1	0	N	Q	M	1	Vm					
op																															

#### 64-bit SIMD vector (Q == 0)

VACGE{<c>}{<q>}.<dt> {<Dd>, }<Dn>, <Dm>

#### 128-bit SIMD vector (Q == 1)

VACGE{<c>}{<q>}.<dt> {<Qd>, }<Qn>, <Qm>

```
if Q == '1' && (Vd<0> == '1' || Vn<0> == '1' || Vm<0> == '1') then UNDEFINED;
if sz == '1' && !IsFeatureImplemented(FEAT_FP16) then UNDEFINED;
if sz == '1' && InITBlock() then UNPREDICTABLE;
constant or_equal = (op == '0');
constant integer esize = 32 >> UInt(sz);
constant d = UInt(D:Vd); constant n = UInt(N:Vn); constant m = UInt(M:Vm);
constant elements = 64 DIV esize; constant regs = if Q == '0' then 1 else 2;
```

## CONSTRAINED UNPREDICTABLE behavior

If `sz == '1' && InITBlock()`, then one of the following behaviors must occur:

- The instruction is UNDEFINED.
- The instruction executes as if it passes the Condition code check.
- The instruction executes as NOP. This means it behaves as if it fails the Condition code check.

## Assembler Symbols

<c> For encoding A1: see [Standard assembler syntax fields](#). This encoding must be unconditional.

For encoding T1: see [Standard assembler syntax fields](#).

<q> See [Standard assembler syntax fields](#).

<dt> Is the data type for the elements of the vectors, encoded in “sz”:

sz	<dt>
0	F32
1	F16

<Qd> Is the 128-bit name of the SIMD&FP destination register, encoded in the "D:Vd" field as <Qd>\*2.

<Qn> Is the 128-bit name of the first SIMD&FP source register, encoded in the "N:Vn" field as <Qn>\*2.

<Qm> Is the 128-bit name of the second SIMD&FP source register, encoded in the "M:Vm" field as <Qm>\*2.

<Dd> Is the 64-bit name of the SIMD&FP destination register, encoded in the "D:Vd" field.

<Dn> Is the 64-bit name of the first SIMD&FP source register, encoded in the "N:Vn" field.

<Dm> Is the 64-bit name of the second SIMD&FP source register, encoded in the "M:Vm" field.

## Operation

```

if ConditionPassed() then
    EncodingSpecificOperations(); CheckAdvSIMDEnabled();
    constant FPCR_Type fpcr = StandardFPCR();
    for r = 0 to regs-1
        for e = 0 to elements-1
            constant op1 = FPAbs(Elem[D[n+r],e,esize], fpcr);
            constant op2 = FPAbs(Elem[D[m+r],e,esize], fpcr);
            boolean test_passed;
            if or_equal then
                test_passed = FPCompareGE(op1, op2, fpcr);
            else
                test_passed = FPCompareGT(op1, op2, fpcr);
            Elem[D[d+r],e,esize] = if test_passed then Ones(esize) else Zeros(esize);

```

Internal version only: isa v01\_31, pseudocode v2024-03\_rel ; Build timestamp: 2024-03-25T10:05

Copyright © 2010-2024 Arm Limited or its affiliates. All rights reserved. This document is Non-Confidential.

## VACGT

Vector Absolute Compare Greater Than takes the absolute value of each element in a vector, and compares it with the absolute value of the corresponding element of a second vector. If the first is greater than the second, the corresponding element in the destination vector is set to all ones. Otherwise, it is set to all zeros.

The operands and result can be quadword or doubleword vectors. They must all be the same size.

The operand vector elements are floating-point numbers. The result vector elements are the same size as the operand vector elements.

Depending on settings in the [CPACR](#), [NSACR](#), and [HCPTR](#) registers, and the Security state and PE mode in which the instruction is executed, an attempt to execute the instruction might be UNDEFINED, or trapped to Hyp mode. For more information see [Enabling Advanced SIMD and floating-point support](#).

This instruction is used by the pseudo-instruction [VACLT](#).

It has encodings from the following instruction sets: A32 ([A1](#)) and T32 ([T1](#)).

### A1

31	30	29	28	27	26	25	24	23	22	21	20	19	18	17	16	15	14	13	12	11	10	9	8	7	6	5	4	3	2	1	0
1	1	1	1	0	0	1	1	0	D	1	sz	Vn				Vd				1	1	1	0	N	Q	M	1	Vm			
op																															

#### 64-bit SIMD vector (Q == 0)

```
VACGT{<c>}{<q>}.<dt> {<Dd>, }<Dn>, <Dm>
```

#### 128-bit SIMD vector (Q == 1)

```
VACGT{<c>}{<q>}.<dt> {<Qd>, }<Qn>, <Qm>
```

```
if Q == '1' && (Vd<0> == '1' || Vn<0> == '1' || Vm<0> == '1') then UNDEFINED;
if sz == '1' && !IsFeatureImplemented(FEAT_FP16) then UNDEFINED;
constant or_equal = (op == '0');
constant integer esize = 32 >> UInt(sz);
constant d = UInt(D:Vd); constant n = UInt(N:Vn); constant m = UInt(M:Vm);
constant elements = 64 DIV esize; constant regs = if Q == '0' then 1 else 2;
```

### T1

15	14	13	12	11	10	9	8	7	6	5	4	3	2	1	0	15	14	13	12	11	10	9	8	7	6	5	4	3	2	1	0
1	1	1	1	1	1	1	1	0	D	1	sz	Vn				Vd				1	1	1	0	N	Q	M	1	Vm			
op																															

#### 64-bit SIMD vector (Q == 0)

```
VACGT{<c>}{<q>}.<dt> {<Dd>, }<Dn>, <Dm>
```

#### 128-bit SIMD vector (Q == 1)

```
VACGT{<c>}{<q>}.<dt> {<Qd>, }<Qn>, <Qm>
```

```
if Q == '1' && (Vd<0> == '1' || Vn<0> == '1' || Vm<0> == '1') then UNDEFINED;
if sz == '1' && !IsFeatureImplemented(FEAT_FP16) then UNDEFINED;
if sz == '1' && InITBlock() then UNPREDICTABLE;
constant or_equal = (op == '0');
constant integer esize = 32 >> UInt(sz);
constant d = UInt(D:Vd); constant n = UInt(N:Vn); constant m = UInt(M:Vm);
constant elements = 64 DIV esize; constant regs = if Q == '0' then 1 else 2;
```

## CONSTRAINED UNPREDICTABLE behavior

If `sz == '1' && InITBlock()`, then one of the following behaviors must occur:



- The instruction is UNDEFINED.
- The instruction executes as if it passes the Condition code check.
- The instruction executes as NOP. This means it behaves as if it fails the Condition code check.

## Assembler Symbols

<c> For encoding A1: see [Standard assembler syntax fields](#). This encoding must be unconditional.

For encoding T1: see [Standard assembler syntax fields](#).

<q> See [Standard assembler syntax fields](#).

<dt> Is the data type for the elements of the vectors, encoded in “sz”:

sz	<dt>
0	F32
1	F16

<Qd> Is the 128-bit name of the SIMD&FP destination register, encoded in the "D:Vd" field as <Qd>\*2.

<Qn> Is the 128-bit name of the first SIMD&FP source register, encoded in the "N:Vn" field as <Qn>\*2.

<Qm> Is the 128-bit name of the second SIMD&FP source register, encoded in the "M:Vm" field as <Qm>\*2.

<Dd> Is the 64-bit name of the SIMD&FP destination register, encoded in the "D:Vd" field.

<Dn> Is the 64-bit name of the first SIMD&FP source register, encoded in the "N:Vn" field.

<Dm> Is the 64-bit name of the second SIMD&FP source register, encoded in the "M:Vm" field.

## Operation

```

if ConditionPassed() then
    EncodingSpecificOperations(); CheckAdvSIMDEnabled();
    constant FPCR_Type fpcr = StandardFPCR();
    for r = 0 to regs-1
        for e = 0 to elements-1
            constant op1 = FPAbs(Elem[D[n+r],e,esize], fpcr);
            constant op2 = FPAbs(Elem[D[m+r],e,esize], fpcr);
            boolean test_passed;
            if or_equal then
                test_passed = FPCompareGE(op1, op2, fpcr);
            else
                test_passed = FPCompareGT(op1, op2, fpcr);
            Elem[D[d+r],e,esize] = if test_passed then Ones(esize) else Zeros(esize);

```

Internal version only: isa v01\_31, pseudocode v2024-03\_rel ; Build timestamp: 2024-03-25T10:05

Copyright © 2010-2024 Arm Limited or its affiliates. All rights reserved. This document is Non-Confidential.

VACLE

Vector Absolute Compare Less Than or Equal takes the absolute value of each element in a vector, and compares it with the absolute value of the corresponding element of a second vector. If the first is less than or equal to the second, the corresponding element in the destination vector is set to all ones. Otherwise, it is set to all zeros.

This is a pseudo-instruction of [VACGE](#). This means:

- The encodings in this description are named to match the encodings of [VACGE](#).
- The assembler syntax is used only for assembly, and is not used on disassembly.
- The description of [VACGE](#) gives the operational pseudocode, any CONSTRAINED UNPREDICTABLE behavior, and any operational information for this instruction.

It has encodings from the following instruction sets: A32 ( [A1](#) ) and T32 ( [T1](#) ).

A1

31	30	29	28	27	26	25	24	23	22	21	20	19	18	17	16	15	14	13	12	11	10	9	8	7	6	5	4	3	2	1	0
1	1	1	1	0	0	1	1	0	D	0	sz	Vn				Vd				1	1	1	0	N	Q	M	1	Vm			
op																															

64-bit SIMD vector (Q == 0)

VACLE{<c>}{<q>}.<dt> {<Dd>, }<Dn>, <Dm>

is equivalent to

VACGE{<c>}{<q>}.<dt> <Dd>, <Dm>, <Dn>

128-bit SIMD vector (Q == 1)

VACLE{<c>}{<q>}.<dt> {<Qd>, }<Qn>, <Qm>

is equivalent to

VACGE{<c>}{<q>}.<dt> <Qd>, <Qm>, <Qn>

T1

15	14	13	12	11	10	9	8	7	6	5	4	3	2	1	0	15	14	13	12	11	10	9	8	7	6	5	4	3	2	1	0
1	1	1	1	1	1	1	1	0	D	0	sz	Vn				Vd				1	1	1	0	N	Q	M	1	Vm			
op																															

64-bit SIMD vector (Q == 0)

VACLE{<c>}{<q>}.<dt> {<Dd>, }<Dn>, <Dm>

is equivalent to

VACGE{<c>}{<q>}.<dt> <Dd>, <Dm>, <Dn>

128-bit SIMD vector (Q == 1)

VACLE{<c>}{<q>}.<dt> {<Qd>, }<Qn>, <Qm>

is equivalent to

VACGE{<c>}{<q>}.<dt> <Qd>, <Qm>, <Qn>

Assembler Symbols

<Dm> Is the 64-bit name of the second SIMD&FP source register, encoded in the "M:Vm" field.

- <Dn> Is the 64-bit name of the first SIMD&FP source register, encoded in the "N:Vn" field.
- <Qm> Is the 128-bit name of the second SIMD&FP source register, encoded in the "M:Vm" field as <Qm>\*2.
- <Qn> Is the 128-bit name of the first SIMD&FP source register, encoded in the "N:Vn" field as <Qn>\*2.
- <c> For encoding A1: see *Standard assembler syntax fields*. This encoding must be unconditional.  
For encoding T1: see *Standard assembler syntax fields*.
- <q> See *Standard assembler syntax fields*.
- <dt> Is the data type for the elements of the vectors, encoded in "sz":
 

sz	<dt>
0	F32
1	F16
- <Qd> Is the 128-bit name of the SIMD&FP destination register, encoded in the "D:Vd" field as <Qd>\*2.
- <Dd> Is the 64-bit name of the SIMD&FP destination register, encoded in the "D:Vd" field.

### Operation

The description of [VACGE](#) gives the operational pseudocode for this instruction.

### Operational information

The description of [VACGE](#) gives the operational pseudocode for this instruction.

# VACLT

Vector Absolute Compare Less Than takes the absolute value of each element in a vector, and compares it with the absolute value of the corresponding element of a second vector. If the first is less than the second, the corresponding element in the destination vector is set to all ones. Otherwise, it is set to all zeros.

This is a pseudo-instruction of [VACGT](#). This means:

- The encodings in this description are named to match the encodings of [VACGT](#).
  - The assembler syntax is used only for assembly, and is not used on disassembly.
  - The description of [VACGT](#) gives the operational pseudocode, any CONSTRAINED UNPREDICTABLE behavior, and any operational information for this instruction.
- It has encodings from the following instruction sets: A32 ( [A1](#) ) and T32 ( [T1](#) ).

## A1

31	30	29	28	27	26	25	24	23	22	21	20	19	18	17	16	15	14	13	12	11	10	9	8	7	6	5	4	3	2	1	0
1	1	1	1	0	0	1	1	0	D	1	sz	Vn				Vd				1	1	1	0	N	Q	M	1	Vm			
op																															

### 64-bit SIMD vector (Q == 0)

VACLT{<c>}{<q>}.<dt> {<Dd>, }<Dn>, <Dm>

is equivalent to

VACGT{<c>}{<q>}.<dt> <Dd>, <Dm>, <Dn>

### 128-bit SIMD vector (Q == 1)

VACLT{<c>}{<q>}.<dt> {<Qd>, }<Qn>, <Qm>

is equivalent to

VACGT{<c>}{<q>}.<dt> <Qd>, <Qm>, <Qn>

## T1

15	14	13	12	11	10	9	8	7	6	5	4	3	2	1	0	15	14	13	12	11	10	9	8	7	6	5	4	3	2	1	0
1	1	1	1	1	1	1	1	0	D	1	sz	Vn				Vd				1	1	1	0	N	Q	M	1	Vm			
op																															

### 64-bit SIMD vector (Q == 0)

VACLT{<c>}{<q>}.<dt> {<Dd>, }<Dn>, <Dm>

is equivalent to

VACGT{<c>}{<q>}.<dt> <Dd>, <Dm>, <Dn>

### 128-bit SIMD vector (Q == 1)

VACLT{<c>}{<q>}.<dt> {<Qd>, }<Qn>, <Qm>

is equivalent to

VACGT{<c>}{<q>}.<dt> <Qd>, <Qm>, <Qn>

## Assembler Symbols

<Dm>            Is the 64-bit name of the second SIMD&FP source register, encoded in the "M:Vm" field.

- <Dn> Is the 64-bit name of the first SIMD&FP source register, encoded in the "N:Vn" field.
  - <Qm> Is the 128-bit name of the second SIMD&FP source register, encoded in the "M:Vm" field as <Qm>\*2.
  - <Qn> Is the 128-bit name of the first SIMD&FP source register, encoded in the "N:Vn" field as <Qn>\*2.
  - <c> For encoding A1: see *Standard assembler syntax fields*. This encoding must be unconditional.  
For encoding T1: see *Standard assembler syntax fields*.
  - <q> See *Standard assembler syntax fields*.
  - <dt> Is the data type for the elements of the vectors, encoded in “sz”:
- | sz | <dt> |
|----|------|
| 0  | F32  |
| 1  | F16  |
- <Qd> Is the 128-bit name of the SIMD&FP destination register, encoded in the "D:Vd" field as <Qd>\*2.
  - <Dd> Is the 64-bit name of the SIMD&FP destination register, encoded in the "D:Vd" field.

Operation

The description of [VACGT](#) gives the operational pseudocode for this instruction.

Operational information

The description of [VACGT](#) gives the operational pseudocode for this instruction.

VADD (floating-point)

Vector Add (floating-point) adds corresponding elements in two vectors, and places the results in the destination vector.

Depending on settings in the *CPACR*, *NSACR*, *HCPTR*, and *FPEXC* registers, and the Security state and PE mode in which the instruction is executed, an attempt to execute the instruction might be UNDEFINED, or trapped to Hyp mode. For more information see *Enabling Advanced SIMD and floating-point support*.

It has encodings from the following instruction sets: A32 ( [A1](#) and [A2](#) ) and T32 ( [T1](#) and [T2](#) ) .

A1

31	30	29	28	27	26	25	24	23	22	21	20	19	18	17	16	15	14	13	12	11	10	9	8	7	6	5	4	3	2	1	0
1	1	1	1	0	0	1	0	0	D	0	sz	Vn				Vd				1	1	0	1	N	Q	M	0	Vm			

64-bit SIMD vector (Q == 0)

VADD{<c>}{<q>}.<dt> {<Dd>, }<Dn>, <Dm>

128-bit SIMD vector (Q == 1)

VADD{<c>}{<q>}.<dt> {<Qd>, }<Qn>, <Qm>

```
if Q == '1' && (Vd<0> == '1' || Vn<0> == '1' || Vm<0> == '1') then UNDEFINED;
if sz == '1' && !IsFeatureImplemented(FEAT_FP16) then UNDEFINED;
constant advsimd = TRUE;
integer esize;
integer elements;
case sz of
    when '0' esize = 32; elements = 2;
    when '1' esize = 16; elements = 4;
constant d = UInt(D:Vd);  constant n = UInt(N:Vn);  constant m = UInt(M:Vm);
constant regs = if Q == '0' then 1 else 2;
```

A2

31	30	29	28	27	26	25	24	23	22	21	20	19	18	17	16	15	14	13	12	11	10	9	8	7	6	5	4	3	2	1	0
!= 1111				1	1	1	0	0	D	1	1	Vn				Vd				1 0		size	N	0	M	0	Vm				
cond																															

Half-precision scalar (size == 01)  
(FEAT\_FP16)

```
VADD{<c>}{<q>}.F16 {<Sd>, } <Sn>, <Sm>
```

Single-precision scalar (size == 10)

```
VADD{<c>}{<q>}.F32 {<Sd>, } <Sn>, <Sm>
```

Double-precision scalar (size == 11)

```
VADD{<c>}{<q>}.F64 {<Dd>, } <Dn>, <Dm>
```

```
if FPSCR.Len != '000' || FPSCR.Stride != '00' then UNDEFINED;
if size == '00' || (size == '01' && !IsFeatureImplemented(FEAT_FP16)) then UNDEFINED;
if size == '01' && cond != '1110' then UNPREDICTABLE;
constant advsimd = FALSE;
integer esize;
integer d;
integer n;
integer m;
case size of
    when '01' esize = 16; d = UInt(Vd:D); n = UInt(Vn:N); m = UInt(Vm:M);
    when '10' esize = 32; d = UInt(Vd:D); n = UInt(Vn:N); m = UInt(Vm:M);
    when '11' esize = 64; d = UInt(D:Vd); n = UInt(N:Vn); m = UInt(M:Vm);
constant integer regs = integer UNKNOWN; constant integer elements = integer UNKNOWN;
```

CONSTRAINED UNPREDICTABLE behavior

If size == '01' && cond != '1110', then one of the following behaviors must occur:

- The instruction is UNDEFINED.
- The instruction executes as if it passes the Condition code check.
- The instruction executes as NOP. This means it behaves as if it fails the Condition code check.

T1

15	14	13	12	11	10	9	8	7	6	5	4	3	2	1	0	15	14	13	12	11	10	9	8	7	6	5	4	3	2	1	0
1	1	1	0	1	1	1	1	0	D	0	sz	Vn			Vd			1	1	0	1	N	Q	M	0	Vm					

64-bit SIMD vector (Q == 0)

```
VADD{<c>}{<q>}.<dt> {<Dd>, }<Dn>, <Dm>
```

128-bit SIMD vector (Q == 1)

```
VADD{<c>}{<q>}.<dt> {<Qd>, }<Qn>, <Qm>
```

```
if Q == '1' && (Vd<0> == '1' || Vn<0> == '1' || Vm<0> == '1') then UNDEFINED;
if sz == '1' && !IsFeatureImplemented(FEAT_FP16) then UNDEFINED;
if sz == '1' && InITBlock() then UNPREDICTABLE;
constant advsimd = TRUE;
integer esize;
integer elements;
case sz of
    when '0' esize = 32; elements = 2;
    when '1' esize = 16; elements = 4;
constant d = UInt(D:Vd); constant n = UInt(N:Vn); constant m = UInt(M:Vm);
constant regs = if Q == '0' then 1 else 2;
```

CONSTRAINED UNPREDICTABLE behavior

If sz == '1' && InITBlock(), then one of the following behaviors must occur:

- The instruction is UNDEFINED.
- The instruction executes as if it passes the Condition code check.
- The instruction executes as NOP. This means it behaves as if it fails the Condition code check.

## T2

15	14	13	12	11	10	9	8	7	6	5	4	3	2	1	0	15	14	13	12	11	10	9	8	7	6	5	4	3	2	1	0
1	1	1	0	1	1	1	0	0	D	1	1	Vn				Vd				1	0	size		N	0	M	0	Vm			

### Half-precision scalar (size == 01)

(FEAT\_FP16)

```
VADD{<c>}{<q>}.F16 {<Sd>,} <Sn>, <Sm>
```

### Single-precision scalar (size == 10)

```
VADD{<c>}{<q>}.F32 {<Sd>,} <Sn>, <Sm>
```

### Double-precision scalar (size == 11)

```
VADD{<c>}{<q>}.F64 {<Dd>,} <Dn>, <Dm>
```

```
if FPSCR.Len != '000' || FPSCR.Stride != '00' then UNDEFINED;
if size == '00' || (size == '01' && !IsFeatureImplemented(FEAT_FP16)) then UNDEFINED;
if size == '01' && InITBlock() then UNPREDICTABLE;
constant advsimd = FALSE;
integer esize;
integer d;
integer n;
integer m;
case size of
  when '01' esize = 16; d = UInt(Vd:D); n = UInt(Vn:N); m = UInt(Vm:M);
  when '10' esize = 32; d = UInt(Vd:D); n = UInt(Vn:N); m = UInt(Vm:M);
  when '11' esize = 64; d = UInt(D:Vd); n = UInt(N:Vn); m = UInt(M:Vm);
constant integer regs = integer UNKNOWN; constant integer elements = integer UNKNOWN;
```

## CONSTRAINED UNPREDICTABLE behavior

If `size == '01' && InITBlock()`, then one of the following behaviors must occur:

- The instruction is UNDEFINED.
- The instruction executes as if it passes the Condition code check.
- The instruction executes as NOP. This means it behaves as if it fails the Condition code check.

## Assembler Symbols

<c> For encoding A1: see [Standard assembler syntax fields](#). This encoding must be unconditional.

For encoding A2, T1 and T2: see [Standard assembler syntax fields](#).

<q> See [Standard assembler syntax fields](#).

<dt> Is the data type for the elements of the vectors, encoded in “sz”:

sz	<dt>
0	F32
1	F16

<Qd> Is the 128-bit name of the SIMD&FP destination register, encoded in the "D:Vd" field as <Qd>\*2.

<Qn> Is the 128-bit name of the first SIMD&FP source register, encoded in the "N:Vn" field as <Qn>\*2.

<Qm> Is the 128-bit name of the second SIMD&FP source register, encoded in the "M:Vm" field as <Qm>\*2.

<Dd> Is the 64-bit name of the SIMD&FP destination register, encoded in the "D:Vd" field.



<Dn>	Is the 64-bit name of the first SIMD&FP source register, encoded in the "N:Vn" field.
<Dm>	Is the 64-bit name of the second SIMD&FP source register, encoded in the "M:Vm" field.
<Sd>	Is the 32-bit name of the SIMD&FP destination register, encoded in the "Vd:D" field.
<Sn>	Is the 32-bit name of the first SIMD&FP source register, encoded in the "Vn:N" field.
<Sm>	Is the 32-bit name of the second SIMD&FP source register, encoded in the "Vm:M" field.

## Operation

```

if ConditionPassed() then
    EncodingSpecificOperations(); CheckAdvSIMDOrVFPEEnabled(TRUE, advsimd);
    if advsimd then // Advanced SIMD instruction
        constant FPCR_Type fpcr = StandardFPCR();
        for r = 0 to regs-1
            for e = 0 to elements-1
                Elem[D[d+r],e,esize] = FPAdd(Elem[D[n+r],e,esize], Elem[D[m+r],e,esize], fpcr);
    else // VFP instruction
        constant FPCR_Type fpcr = EffectiveFPCR();
        case esize of
            when 16
                H[d] = FPAdd(H[n], H[m], fpcr);
            when 32
                S[d] = FPAdd(S[n], S[m], fpcr);
            when 64
                D[d] = FPAdd(D[n], D[m], fpcr);

```

Internal version only: isa v01\_31, pseudocode v2024-03\_rel ; Build timestamp: 2024-03-25T10:05

Copyright © 2010-2024 Arm Limited or its affiliates. All rights reserved. This document is Non-Confidential.

VADD (integer)

Vector Add (integer) adds corresponding elements in two vectors, and places the results in the destination vector.

Depending on settings in the *CPACR*, *NSACR*, and *HCPTTR* registers, and the Security state and PE mode in which the instruction is executed, an attempt to execute the instruction might be UNDEFINED, or trapped to Hyp mode. For more information see *Enabling Advanced SIMD and floating-point support*.

It has encodings from the following instruction sets: A32 ( [A1](#) ) and T32 ( [T1](#) ).

A1

31	30	29	28	27	26	25	24	23	22	21	20	19	18	17	16	15	14	13	12	11	10	9	8	7	6	5	4	3	2	1	0	
1	1	1	1	0	0	1	0	0	D	size	Vn					Vd					1	0	0	0	N	Q	M	0	Vm			

64-bit SIMD vector (Q == 0)

VADD{<c>}{<q>}.<dt> {<Dd>, }<Dn>, <Dm>

128-bit SIMD vector (Q == 1)

VADD{<c>}{<q>}.<dt> {<Qd>, }<Qn>, <Qm>

```
if Q == '1' && (Vd<0> == '1' || Vn<0> == '1' || Vm<0> == '1') then UNDEFINED;
constant esize = 8 << UInt(size); constant elements = 64 DIV esize;
constant d = UInt(D:Vd); constant n = UInt(N:Vn); constant m = UInt(M:Vm);
constant regs = if Q == '0' then 1 else 2;
```

T1

15	14	13	12	11	10	9	8	7	6	5	4	3	2	1	0	15	14	13	12	11	10	9	8	7	6	5	4	3	2	1	0
1	1	1	0	1	1	1	1	0	D	size	Vn				Vd				1	0	0	0	N	Q	M	0	Vm				

64-bit SIMD vector (Q == 0)

VADD{<c>}{<q>}.<dt> {<Dd>, }<Dn>, <Dm>

128-bit SIMD vector (Q == 1)

VADD{<c>}{<q>}.<dt> {<Qd>, }<Qn>, <Qm>

```
if Q == '1' && (Vd<0> == '1' || Vn<0> == '1' || Vm<0> == '1') then UNDEFINED;
constant esize = 8 << UInt(size); constant elements = 64 DIV esize;
constant d = UInt(D:Vd); constant n = UInt(N:Vn); constant m = UInt(M:Vm);
constant regs = if Q == '0' then 1 else 2;
```

Assembler Symbols

- <c>

For encoding A1: see *Standard assembler syntax fields*. This encoding must be unconditional.  
For encoding T1: see *Standard assembler syntax fields*.
- <q>

See *Standard assembler syntax fields*.
- <dt>

Is the data type for the elements of the vectors, encoded in “size”:

size	<dt>
00	I8
01	I16
10	I32
11	I64
- <Qd>

Is the 128-bit name of the SIMD&FP destination register, encoded in the "D:Vd" field as <Qd>\*2.

<Qn>	Is the 128-bit name of the first SIMD&FP source register, encoded in the "N:Vn" field as <Qn>*2.
<Qm>	Is the 128-bit name of the second SIMD&FP source register, encoded in the "M:Vm" field as <Qm>*2.
<Dd>	Is the 64-bit name of the SIMD&FP destination register, encoded in the "D:Vd" field.
<Dn>	Is the 64-bit name of the first SIMD&FP source register, encoded in the "N:Vn" field.
<Dm>	Is the 64-bit name of the second SIMD&FP source register, encoded in the "M:Vm" field.

## Operation

```

if ConditionPassed() then
    EncodingSpecificOperations(); CheckAdvSIMDEnabled();
    for r = 0 to regs-1
        for e = 0 to elements-1
            Elem[D[d+r],e,esize] = Elem[D[n+r],e,esize] + Elem[D[m+r],e,esize];

```

## Operational information

If CPSR.DIT is 1 and this instruction passes its condition execution check:

- The execution time of this instruction is independent of:
  - The values of the data supplied in any of its registers.
  - The values of the NZCV flags.
- The response of this instruction to asynchronous exceptions does not vary based on:
  - The values of the data supplied in any of its registers.
  - The values of the NZCV flags.

Internal version only: isa v01\_31, pseudocode v2024-03\_rel ; Build timestamp: 2024-03-25T10:05

Copyright © 2010-2024 Arm Limited or its affiliates. All rights reserved. This document is Non-Confidential.

VADDHN

Vector Add and Narrow, returning High Half adds corresponding elements in two quadword vectors, and places the most significant half of each result in a doubleword vector. The results are truncated. For rounded results, see [VRADDHN](#).

The operand elements can be 16-bit, 32-bit, or 64-bit integers. There is no distinction between signed and unsigned integers. Depending on settings in the [CPACR](#), [NSACR](#), and [HCPTR](#) registers, and the Security state and PE mode in which the instruction is executed, an attempt to execute the instruction might be UNDEFINED, or trapped to Hyp mode. For more information see [Enabling Advanced SIMD and floating-point support](#).

It has encodings from the following instruction sets: A32 ( [A1](#) ) and T32 ( [T1](#) ) .

A1

31	30	29	28	27	26	25	24	23	22	21	20	19	18	17	16	15	14	13	12	11	10	9	8	7	6	5	4	3	2	1	0
1	1	1	1	0	0	1	0	1	D	!= 11	Vn			Vd			0 1 0 0			N	0	M	0	Vm							
size																															

A1

```
VADDHN{<c>}{<q>}.<dt> <Dd>, <Qn>, <Qm>

if size == '11' then SEE "Related encodings";
if Vn<0> == '1' || Vm<0> == '1' then UNDEFINED;
constant integer esize = 8 << UInt(size);
constant d = UInt(D:Vd);  constant n = UInt(N:Vn);  constant m = UInt(M:Vm);
constant elements = 64 DIV esize;
```

T1

15	14	13	12	11	10	9	8	7	6	5	4	3	2	1	0	15	14	13	12	11	10	9	8	7	6	5	4	3	2	1	0
1	1	1	0	1	1	1	1	1	D	!= 11	Vn				Vd				0	1	0	0	N	0	M	0	Vm				
size																															

T1

```
VADDHN{<c>}{<q>}.<dt> <Dd>, <Qn>, <Qm>

if size == '11' then SEE "Related encodings";
if Vn<0> == '1' || Vm<0> == '1' then UNDEFINED;
constant integer esize = 8 << UInt(size);
constant d = UInt(D:Vd);  constant n = UInt(N:Vn);  constant m = UInt(M:Vm);
constant elements = 64 DIV esize;
```

Related encodings: See [Advanced SIMD data-processing](#) for the T32 instruction set, or [Advanced SIMD data-processing](#) for the A32 instruction set.

Assembler Symbols

- <c>

For encoding A1: see [Standard assembler syntax fields](#). This encoding must be unconditional.  
For encoding T1: see [Standard assembler syntax fields](#).
- <q>

See [Standard assembler syntax fields](#).
- <dt>

Is the data type for the elements of the operands, encoded in “size”:

size	<dt>
00	I16
01	I32
10	I64
- <Dd>

Is the 64-bit name of the SIMD&FP destination register, encoded in the "D:Vd" field.
- <Qn>

Is the 128-bit name of the first SIMD&FP source register, encoded in the "N:Vn" field as <Qn>\*2.

<Qm> Is the 128-bit name of the second SIMD&FP source register, encoded in the "M:Vm" field as <Qm>\*2.

## Operation

```
if ConditionPassed() then
    EncodingSpecificOperations(); CheckAdvSIMDEnabled();
    for e = 0 to elements-1
        constant result = Elem[Qin[n>>1],e,2*esize] + Elem[Qin[m>>1],e,2*esize];
        Elem[D[d],e,esize] = result<2*esize-1:esize>;
```

## Operational information

If CPSR.DIT is 1 and this instruction passes its condition execution check:

- The execution time of this instruction is independent of:
  - The values of the data supplied in any of its registers.
  - The values of the NZCV flags.
- The response of this instruction to asynchronous exceptions does not vary based on:
  - The values of the data supplied in any of its registers.
  - The values of the NZCV flags.

Internal version only: isa v01\_31, pseudocode v2024-03\_rel ; Build timestamp: 2024-03-25T10:05

Copyright © 2010-2024 Arm Limited or its affiliates. All rights reserved. This document is Non-Confidential.

VADDL

Vector Add Long adds corresponding elements in two doubleword vectors, and places the results in a quadword vector. Before adding, it sign-extends or zero-extends the elements of both operands.

Depending on settings in the CPACR, NSACR, and HCPTR registers, and the Security state and PE mode in which the instruction is executed, an attempt to execute the instruction might be UNDEFINED, or trapped to Hyp mode. For more information see Enabling Advanced SIMD and floating-point support.

It has encodings from the following instruction sets: A32 ( A1 ) and T32 ( T1 ).

A1

31	30	29	28	27	26	25	24	23	22	21	20	19	18	17	16	15	14	13	12	11	10	9	8	7	6	5	4	3	2	1	0
1	1	1	1	0	0	1	U	1	D	!= 11	Vn				Vd				0	0	0	0	N	0	M	0	Vm				
size										op																					

A1

```
VADDL{<c>}{<q>}.<dt> <Qd>, <Dn>, <Dm>

if size == '11' then SEE "Related encodings";
if Vd<0> == '1' || (op == '1' && Vn<0> == '1') then UNDEFINED;
constant unsigned = (U == '1'); constant is_vaddw = (op == '1');
constant integer esize = 8 << UInt(size);
constant d = UInt(D:Vd); constant n = UInt(N:Vn); constant m = UInt(M:Vm);
constant elements = 64 DIV esize;
```

T1

15	14	13	12	11	10	9	8	7	6	5	4	3	2	1	0	15	14	13	12	11	10	9	8	7	6	5	4	3	2	1	0
1	1	1	U	1	1	1	1	1	D	!= 11	Vn				Vd				0	0	0	0	N	0	M	0	Vm				
size															op																

T1

```
VADDL{<c>}{<q>}.<dt> <Qd>, <Dn>, <Dm>

if size == '11' then SEE "Related encodings";
if Vd<0> == '1' || (op == '1' && Vn<0> == '1') then UNDEFINED;
constant unsigned = (U == '1'); constant is_vaddw = (op == '1');
constant integer esize = 8 << UInt(size);
constant d = UInt(D:Vd); constant n = UInt(N:Vn); constant m = UInt(M:Vm);
constant elements = 64 DIV esize;
```

Related encodings: See Advanced SIMD data-processing for the T32 instruction set, or Advanced SIMD data-processing for the A32 instruction set.

Assembler Symbols

- <c> For encoding A1: see Standard assembler syntax fields. This encoding must be unconditional.
- For encoding T1: see Standard assembler syntax fields.
- <q> See Standard assembler syntax fields.
- <dt> Is the data type for the elements of the second operand vector, encoded in “U:size”:

U	size	<dt>
0	00	S8
0	01	S16
0	10	S32
1	00	U8
1	01	U16
1	10	U32

<Qd>	Is the 128-bit name of the SIMD&FP destination register, encoded in the "D:Vd" field as <Qd>*2.
<Dn>	Is the 64-bit name of the first SIMD&FP source register, encoded in the "N:Vn" field.
<Dm>	Is the 64-bit name of the second SIMD&FP source register, encoded in the "M:Vm" field.

## Operation

```

if ConditionPassed() then
    EncodingSpecificOperations(); CheckAdvSIMDEnabled();
    for e = 0 to elements-1
        integer op1;
        if is_vaddw then
            op1 = Int(Elem[Qin[n>>1],e,2*esize], unsigned);
        else
            op1 = Int(Elem[Din[n],e,esize], unsigned);
        constant result = op1 + Int(Elem[Din[m],e,esize], unsigned);
        Elem[Q[d>>1],e,2*esize] = result<2*esize-1:0>;

```

## Operational information

If CPSR.DIT is 1 and this instruction passes its condition execution check:

- The execution time of this instruction is independent of:
  - The values of the data supplied in any of its registers.
  - The values of the NZCV flags.
- The response of this instruction to asynchronous exceptions does not vary based on:
  - The values of the data supplied in any of its registers.
  - The values of the NZCV flags.

Internal version only: isa v01\_31, pseudocode v2024-03\_rel ; Build timestamp: 2024-03-25T10:05

Copyright © 2010-2024 Arm Limited or its affiliates. All rights reserved. This document is Non-Confidential.

VADDW

Vector Add Wide adds corresponding elements in one quadword and one doubleword vector, and places the results in a quadword vector. Before adding, it sign-extends or zero-extends the elements of the doubleword operand.

Depending on settings in the *CPACR*, *NSACR*, and *HCPTR* registers, and the Security state and PE mode in which the instruction is executed, an attempt to execute the instruction might be UNDEFINED, or trapped to Hyp mode. For more information see *Enabling Advanced SIMD and floating-point support*.

It has encodings from the following instruction sets: A32 ( [A1](#) ) and T32 ( [T1](#) ).

A1

31	30	29	28	27	26	25	24	23	22	21	20	19	18	17	16	15	14	13	12	11	10	9	8	7	6	5	4	3	2	1	0	
1	1	1	1	0	0	1	U	1	D	!= 11	Vn					Vd					0 0 0			1	N	0	M	0	Vm			
size											op																					

A1

```
VADDW{<c>}{<q>}.<dt> {<Qd>}, {<Qn>}, <Dm>

if size == '11' then SEE "Related encodings";
if Vd<0> == '1' || (op == '1' && Vn<0> == '1') then UNDEFINED;
constant unsigned = (U == '1'); constant is_vaddw = (op == '1');
constant integer esize = 8 << UInt(size);
constant d = UInt(D:Vd); constant n = UInt(N:Vn); constant m = UInt(M:Vm);
constant elements = 64 DIV esize;
```

T1

15	14	13	12	11	10	9	8	7	6	5	4	3	2	1	0	15	14	13	12	11	10	9	8	7	6	5	4	3	2	1	0
1	1	1	U	1	1	1	1	1	D	!= 11	Vn				Vd				0	0	0	1	N	0	M	0	Vm				
size											op																				

T1

```
VADDW{<c>}{<q>}.<dt> {<Qd>}, {<Qn>}, <Dm>

if size == '11' then SEE "Related encodings";
if Vd<0> == '1' || (op == '1' && Vn<0> == '1') then UNDEFINED;
constant unsigned = (U == '1'); constant is_vaddw = (op == '1');
constant integer esize = 8 << UInt(size);
constant d = UInt(D:Vd); constant n = UInt(N:Vn); constant m = UInt(M:Vm);
constant elements = 64 DIV esize;
```

Related encodings: See *Advanced SIMD data-processing* for the T32 instruction set, or *Advanced SIMD data-processing* for the A32 instruction set.

Assembler Symbols

- <c> For encoding A1: see *Standard assembler syntax fields*. This encoding must be unconditional.  
For encoding T1: see *Standard assembler syntax fields*.
- <q> See *Standard assembler syntax fields*.
- <dt> Is the data type for the elements of the second operand vector, encoded in “U:size”:

U	size	<dt>
0	00	S8
0	01	S16
0	10	S32
1	00	U8
1	01	U16
1	10	U32



<Qd>	Is the 128-bit name of the SIMD&FP destination register, encoded in the "D:Vd" field as <Qd>*2.
<Qn>	Is the 128-bit name of the first SIMD&FP source register, encoded in the "N:Vn" field as <Qn>*2.
<Dm>	Is the 64-bit name of the second SIMD&FP source register, encoded in the "M:Vm" field.

## Operation

```

if ConditionPassed() then
    EncodingSpecificOperations(); CheckAdvSIMDEnabled();
    for e = 0 to elements-1
        integer op1;
        if is_vaddw then
            op1 = Int(Elem[Qin[n>>1],e,2*esize], unsigned);
        else
            op1 = Int(Elem[Din[n],e,esize], unsigned);
        constant result = op1 + Int(Elem[Din[m],e,esize],unsigned);
        Elem[Q[d>>1],e,2*esize] = result<2*esize-1:0>;

```

## Operational information

If CPSR.DIT is 1 and this instruction passes its condition execution check:

- The execution time of this instruction is independent of:
  - The values of the data supplied in any of its registers.
  - The values of the NZCV flags.
- The response of this instruction to asynchronous exceptions does not vary based on:
  - The values of the data supplied in any of its registers.
  - The values of the NZCV flags.

Internal version only: isa v01\_31, pseudocode v2024-03\_rel ; Build timestamp: 2024-03-25T10:05

Copyright © 2010-2024 Arm Limited or its affiliates. All rights reserved. This document is Non-Confidential.

## VAND (immediate)

Vector Bitwise AND (immediate) performs a bitwise AND between a register value and an immediate value, and returns the result into the destination vector.

This is a pseudo-instruction of [VBIC \(immediate\)](#). This means:

- The encodings in this description are named to match the encodings of [VBIC \(immediate\)](#).
- The assembler syntax is used only for assembly, and is not used on disassembly.
- The description of [VBIC \(immediate\)](#) gives the operational pseudocode, any CONSTRAINED UNPREDICTABLE behavior, and any operational information for this instruction.

It has encodings from the following instruction sets: A32 ( [A1](#) and [A2](#) ) and T32 ( [T1](#) and [T2](#) ).

### A1

31	30	29	28	27	26	25	24	23	22	21	20	19	18	17	16	15	14	13	12	11	10	9	8	7	6	5	4	3	2	1	0
1	1	1	1	0	0	1	i	1	D	0	0	0	imm3			Vd			0			x	x	1	0	Q	1	1	imm4		
cmode																															

#### 64-bit SIMD vector (Q == 0)

VAND{<c>}{<q>}.I16 {<Dd>}, {<Dd>, #<imm>

is equivalent to

VBIC{<c>}{<q>}.I16 <Dd>, #~<imm>

#### 128-bit SIMD vector (Q == 1)

VAND{<c>}{<q>}.I16 {<Qd>}, {<Qd>, #<imm>

is equivalent to

VBIC{<c>}{<q>}.I16 <Qd>, #~<imm>

### A2

31	30	29	28	27	26	25	24	23	22	21	20	19	18	17	16	15	14	13	12	11	10	9	8	7	6	5	4	3	2	1	0
1	1	1	1	0	0	1	i	1	D	0	0	0	imm3			Vd			1			0	x	1	0	Q	1	1	imm4		
cmode																															

#### 64-bit SIMD vector (Q == 0)

VAND{<c>}{<q>}.I32 {<Dd>}, {<Dd>, #<imm>

is equivalent to

VBIC{<c>}{<q>}.I32 <Dd>, #~<imm>

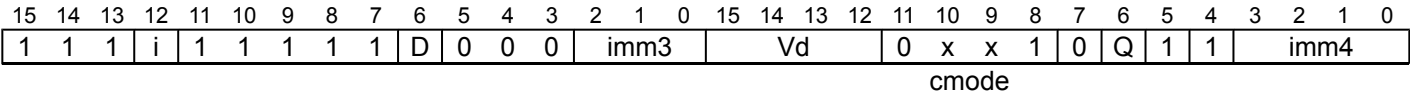
#### 128-bit SIMD vector (Q == 1)

VAND{<c>}{<q>}.I32 {<Qd>}, {<Qd>, #<imm>

is equivalent to

VBIC{<c>}{<q>}.I32 <Qd>, #~<imm>

### T1



64-bit SIMD vector (Q == 0)

```
VAND{<c>}{<q>}.I16 {<Dd>, } <Dd>, #<imm>
```

is equivalent to

```
VBIC{<c>}{<q>}.I16 <Dd>, #~<imm>
```

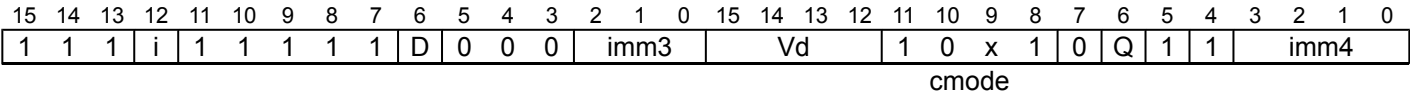
128-bit SIMD vector (Q == 1)

```
VAND{<c>}{<q>}.I16 {<Qd>, } <Qd>, #<imm>
```

is equivalent to

```
VBIC{<c>}{<q>}.I16 <Qd>, #~<imm>
```

T2



64-bit SIMD vector (Q == 0)

```
VAND{<c>}{<q>}.I32 {<Dd>, } <Dd>, #<imm>
```

is equivalent to

```
VBIC{<c>}{<q>}.I32 <Dd>, #~<imm>
```

128-bit SIMD vector (Q == 1)

```
VAND{<c>}{<q>}.I32 {<Qd>, } <Qd>, #<imm>
```

is equivalent to

```
VBIC{<c>}{<q>}.I32 <Qd>, #~<imm>
```

Assembler Symbols

- <c> For encoding A1 and A2: see *Standard assembler syntax fields*. This encoding must be unconditional.  
For encoding T1 and T2: see *Standard assembler syntax fields*.
- <q> See *Standard assembler syntax fields*.
- <Qd> Is the 128-bit name of the SIMD&FP destination register, encoded in the "D:Vd" field as <Qd>\*2.
- <Dd> Is the 64-bit name of the SIMD&FP destination register, encoded in the "D:Vd" field.
- <imm> Is a constant of the specified type that is replicated to fill the destination register. For details of the range of constants available and the encoding of <imm>, see *Modified immediate constants in T32 and A32 Advanced SIMD instructions*.

Operation

The description of [VBIC \(immediate\)](#) gives the operational pseudocode for this instruction.

## VAND (register)

Vector Bitwise AND (register) performs a bitwise AND operation between two registers, and places the result in the destination register.

Depending on settings in the [CPACR](#), [NSACR](#), and [HCPTR](#) registers, and the Security state and PE mode in which the instruction is executed, an attempt to execute the instruction might be UNDEFINED, or trapped to Hyp mode. For more information see [Enabling Advanced SIMD and floating-point support](#).

It has encodings from the following instruction sets: A32 ( [A1](#) ) and T32 ( [T1](#) ).

### A1

31	30	29	28	27	26	25	24	23	22	21	20	19	18	17	16	15	14	13	12	11	10	9	8	7	6	5	4	3	2	1	0
1	1	1	1	0	0	1	0	0	D	0	0	Vn			Vd			0			0	0	1	N	Q	M	1	Vm			

#### 64-bit SIMD vector (Q == 0)

VAND{<c>}{<q>}{.<dt>} {<Dd>,,} <Dn>, <Dm>

#### 128-bit SIMD vector (Q == 1)

VAND{<c>}{<q>}{.<dt>} {<Qd>,,} <Qn>, <Qm>

```
if Q == '1' && (Vd<0> == '1' || Vn<0> == '1' || Vm<0> == '1') then UNDEFINED;
constant d = UInt(D:Vd); constant n = UInt(N:Vn); constant m = UInt(M:Vm);
constant regs = if Q == '0' then 1 else 2;
```

### T1

15	14	13	12	11	10	9	8	7	6	5	4	3	2	1	0	15	14	13	12	11	10	9	8	7	6	5	4	3	2	1	0
1	1	1	0	1	1	1	1	0	D	0	0	Vn			Vd			0	0	0	1	N	Q	M	1	Vm					

#### 64-bit SIMD vector (Q == 0)

VAND{<c>}{<q>}{.<dt>} {<Dd>,,} <Dn>, <Dm>

#### 128-bit SIMD vector (Q == 1)

VAND{<c>}{<q>}{.<dt>} {<Qd>,,} <Qn>, <Qm>

```
if Q == '1' && (Vd<0> == '1' || Vn<0> == '1' || Vm<0> == '1') then UNDEFINED;
constant d = UInt(D:Vd); constant n = UInt(N:Vn); constant m = UInt(M:Vm);
constant regs = if Q == '0' then 1 else 2;
```

## Assembler Symbols

<c>	For encoding A1: see <a href="#">Standard assembler syntax fields</a> . This encoding must be unconditional. For encoding T1: see <a href="#">Standard assembler syntax fields</a> .
<q>	See <a href="#">Standard assembler syntax fields</a> .
<dt>	An optional data type. It is ignored by assemblers, and does not affect the encoding.
<Qd>	Is the 128-bit name of the SIMD&FP destination register, encoded in the "D:Vd" field as <Qd>*2.
<Qn>	Is the 128-bit name of the first SIMD&FP source register, encoded in the "N:Vn" field as <Qn>*2.
<Qm>	Is the 128-bit name of the second SIMD&FP source register, encoded in the "M:Vm" field as <Qm>*2.
<Dd>	Is the 64-bit name of the SIMD&FP destination register, encoded in the "D:Vd" field.
<Dn>	Is the 64-bit name of the first SIMD&FP source register, encoded in the "N:Vn" field.
<Dm>	Is the 64-bit name of the second SIMD&FP source register, encoded in the "M:Vm" field.

## Operation

```
if ConditionPassed() then
    EncodingSpecificOperations(); CheckAdvSIMDEnabled();
    for r = 0 to regs-1
        D[d+r] = D[n+r] AND D[m+r];
```

## Operational information

If CPSR.DIT is 1 and this instruction passes its condition execution check:

- The execution time of this instruction is independent of:
  - The values of the data supplied in any of its registers.
  - The values of the NZCV flags.
- The response of this instruction to asynchronous exceptions does not vary based on:
  - The values of the data supplied in any of its registers.
  - The values of the NZCV flags.

Internal version only: isa v01\_31, pseudocode v2024-03\_rel ; Build timestamp: 2024-03-25T10:05

Copyright © 2010-2024 Arm Limited or its affiliates. All rights reserved. This document is Non-Confidential.

## VBIC (immediate)

Vector Bitwise Bit Clear (immediate) performs a bitwise AND between a register value and the complement of an immediate value, and returns the result into the destination vector.

Depending on settings in the [CPACR](#), [NSACR](#), and [HCPTR](#) registers, and the Security state and PE mode in which the instruction is executed, an attempt to execute the instruction might be UNDEFINED, or trapped to Hyp mode. For more information see [Enabling Advanced SIMD and floating-point support](#).

This instruction is used by the pseudo-instruction [VAND \(immediate\)](#).

It has encodings from the following instruction sets: A32 ([A1](#) and [A2](#)) and T32 ([T1](#) and [T2](#)).

### A1

31	30	29	28	27	26	25	24	23	22	21	20	19	18	17	16	15	14	13	12	11	10	9	8	7	6	5	4	3	2	1	0
1	1	1	1	0	0	1	i	1	D	0	0	0	imm3			Vd			0			x	x	1	0	Q	1	1	imm4		
cmode																															

#### 64-bit SIMD vector (Q == 0)

```
VBIC{<c>}{<q>}.I32 {<Dd>}, {<Dd>}, #<imm>
```

#### 128-bit SIMD vector (Q == 1)

```
VBIC{<c>}{<q>}.I32 {<Qd>}, {<Qd>}, #<imm>
```

```
if cmode<0> == '0' || cmode<3:2> == '11' then SEE "Related encodings";
if Q == '1' && Vd<0> == '1' then UNDEFINED;
constant imm64 = AdvSIMDEExpandImm('1', cmode, i:imm3:imm4);
constant d = UInt(D:Vd); constant regs = if Q == '0' then 1 else 2;
```

### A2

31	30	29	28	27	26	25	24	23	22	21	20	19	18	17	16	15	14	13	12	11	10	9	8	7	6	5	4	3	2	1	0
1	1	1	1	0	0	1	i	1	D	0	0	0	imm3			Vd			1			0	x	1	0	Q	1	1	imm4		
cmode																															

#### 64-bit SIMD vector (Q == 0)

```
VBIC{<c>}{<q>}.I16 {<Dd>}, {<Dd>}, #<imm>
```

#### 128-bit SIMD vector (Q == 1)

```
VBIC{<c>}{<q>}.I16 {<Qd>}, {<Qd>}, #<imm>
```

```
if cmode<0> == '0' || cmode<3:2> == '11' then SEE "Related encodings";
if Q == '1' && Vd<0> == '1' then UNDEFINED;
constant imm64 = AdvSIMDEExpandImm('1', cmode, i:imm3:imm4);
constant d = UInt(D:Vd); constant regs = if Q == '0' then 1 else 2;
```

### T1

15	14	13	12	11	10	9	8	7	6	5	4	3	2	1	0	15	14	13	12	11	10	9	8	7	6	5	4	3	2	1	0
1	1	1	i	1	1	1	1	1	D	0	0	0	imm3			Vd			0	x	x	1	0	Q	1	1	imm4				
																cmode															

64-bit SIMD vector (Q == 0)

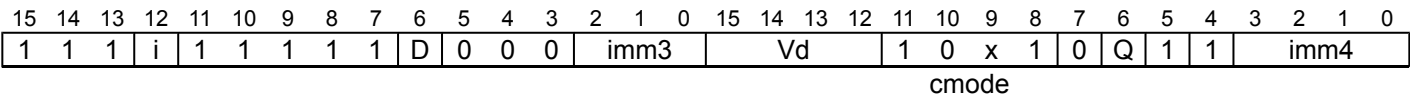
```
VBIC{<c>}{<q>}.I32 {<Dd>,} <Dd>, #<imm>
```

128-bit SIMD vector (Q == 1)

```
VBIC{<c>}{<q>}.I32 {<Qd>,} <Qd>, #<imm>
```

```
if cmode<0> == '0' || cmode<3:2> == '11' then SEE "Related encodings";
if Q == '1' && Vd<0> == '1' then UNDEFINED;
constant imm64 = AdvSIMDEExpandImm('1', cmode, i:imm3:imm4);
constant d = UInt(D:Vd); constant regs = if Q == '0' then 1 else 2;
```

T2



64-bit SIMD vector (Q == 0)

```
VBIC{<c>}{<q>}.I16 {<Dd>,} <Dd>, #<imm>
```

128-bit SIMD vector (Q == 1)

```
VBIC{<c>}{<q>}.I16 {<Qd>,} <Qd>, #<imm>
```

```
if cmode<0> == '0' || cmode<3:2> == '11' then SEE "Related encodings";
if Q == '1' && Vd<0> == '1' then UNDEFINED;
constant imm64 = AdvSIMDEExpandImm('1', cmode, i:imm3:imm4);
constant d = UInt(D:Vd); constant regs = if Q == '0' then 1 else 2;
```

Related encodings: See *Advanced SIMD one register and modified immediate* for the T32 instruction set, or *Advanced SIMD one register and modified immediate* for the A32 instruction set.

Assembler Symbols

- <c> For encoding A1 and A2: see *Standard assembler syntax fields*. This encoding must be unconditional.  
For encoding T1 and T2: see *Standard assembler syntax fields*.
- <q> See *Standard assembler syntax fields*.
- <Qd> Is the 128-bit name of the SIMD&FP destination register, encoded in the "D:Vd" field as <Qd>\*2.
- <Dd> Is the 64-bit name of the SIMD&FP destination register, encoded in the "D:Vd" field.
- <imm> Is a constant of the specified type that is replicated to fill the destination register. For details of the range of constants available and the encoding of <imm>, see *Modified immediate constants in T32 and A32 Advanced SIMD instructions*.

The I8, I64, and F32 data types are permitted as pseudo-instructions, if the immediate can be represented by this instruction, and are encoded using a permitted encoding of the I16 or I32 data type.

Operation

```
if ConditionPassed() then
    EncodingSpecificOperations(); CheckAdvSIMDEnabled();
    for r = 0 to regs-1
        D[d+r] = D[d+r] AND NOT(imm64);
```

Operational information

- If CPSR.DIT is 1 and this instruction passes its condition execution check:
- The execution time of this instruction is independent of:
    - The values of the data supplied in any of its registers.
    - The values of the NZCV flags.

- The response of this instruction to asynchronous exceptions does not vary based on:
  - The values of the data supplied in any of its registers.
  - The values of the NZCV flags.

Internal version only: isa v01\_31, pseudocode v2024-03\_rel ; Build timestamp: 2024-03-25T10:05

Copyright © 2010-2024 Arm Limited or its affiliates. All rights reserved. This document is Non-Confidential.



## VBIC (register)

Vector Bitwise Bit Clear (register) performs a bitwise AND between a register value and the complement of a register value, and places the result in the destination register.

Depending on settings in the [CPACR](#), [NSACR](#), and [HCPTR](#) registers, and the Security state and PE mode in which the instruction is executed, an attempt to execute the instruction might be UNDEFINED, or trapped to Hyp mode. For more information see [Enabling Advanced SIMD and floating-point support](#).

It has encodings from the following instruction sets: A32 ([A1](#)) and T32 ([T1](#)).

### A1

31	30	29	28	27	26	25	24	23	22	21	20	19	18	17	16	15	14	13	12	11	10	9	8	7	6	5	4	3	2	1	0
1	1	1	1	0	0	1	0	0	D	0	1	Vn				Vd				0	0	0	1	N	Q	M	1	Vm			

#### 64-bit SIMD vector (Q == 0)

VBIC{<c>}{<q>}{.<dt>} {<Dd>}, {<Dn>}, <Dm>

#### 128-bit SIMD vector (Q == 1)

VBIC{<c>}{<q>}{.<dt>} {<Qd>}, {<Qn>}, <Qm>

```
if Q == '1' && (Vd<0> == '1' || Vn<0> == '1' || Vm<0> == '1') then UNDEFINED;
constant d = UInt(D:Vd); constant n = UInt(N:Vn); constant m = UInt(M:Vm);
constant regs = if Q == '0' then 1 else 2;
```

### T1

15	14	13	12	11	10	9	8	7	6	5	4	3	2	1	0	15	14	13	12	11	10	9	8	7	6	5	4	3	2	1	0
1	1	1	0	1	1	1	1	0	D	0	1	Vn				Vd				0	0	0	1	N	Q	M	1	Vm			

#### 64-bit SIMD vector (Q == 0)

VBIC{<c>}{<q>}{.<dt>} {<Dd>}, {<Dn>}, <Dm>

#### 128-bit SIMD vector (Q == 1)

VBIC{<c>}{<q>}{.<dt>} {<Qd>}, {<Qn>}, <Qm>

```
if Q == '1' && (Vd<0> == '1' || Vn<0> == '1' || Vm<0> == '1') then UNDEFINED;
constant d = UInt(D:Vd); constant n = UInt(N:Vn); constant m = UInt(M:Vm);
constant regs = if Q == '0' then 1 else 2;
```

## Assembler Symbols

<c>	For encoding A1: see <a href="#">Standard assembler syntax fields</a> . This encoding must be unconditional. For encoding T1: see <a href="#">Standard assembler syntax fields</a> .
<q>	See <a href="#">Standard assembler syntax fields</a> .
<dt>	An optional data type. It is ignored by assemblers, and does not affect the encoding.
<Qd>	Is the 128-bit name of the SIMD&FP destination register, encoded in the "D:Vd" field as <Qd>*2.
<Qn>	Is the 128-bit name of the first SIMD&FP source register, encoded in the "N:Vn" field as <Qn>*2.
<Qm>	Is the 128-bit name of the second SIMD&FP source register, encoded in the "M:Vm" field as <Qm>*2.
<Dd>	Is the 64-bit name of the SIMD&FP destination register, encoded in the "D:Vd" field.
<Dn>	Is the 64-bit name of the first SIMD&FP source register, encoded in the "N:Vn" field.
<Dm>	Is the 64-bit name of the second SIMD&FP source register, encoded in the "M:Vm" field.

## Operation

```
if ConditionPassed() then
    EncodingSpecificOperations(); CheckAdvSIMDEnabled();
    for r = 0 to regs-1
        D[d+r] = D[n+r] AND NOT(D[m+r]);
```

## Operational information

If CPSR.DIT is 1 and this instruction passes its condition execution check:

- The execution time of this instruction is independent of:
  - The values of the data supplied in any of its registers.
  - The values of the NZCV flags.
- The response of this instruction to asynchronous exceptions does not vary based on:
  - The values of the data supplied in any of its registers.
  - The values of the NZCV flags.

Internal version only: isa v01\_31, pseudocode v2024-03\_rel ; Build timestamp: 2024-03-25T10:05

Copyright © 2010-2024 Arm Limited or its affiliates. All rights reserved. This document is Non-Confidential.

## VBIF

Vector Bitwise Insert if False inserts each bit from the first source register into the destination register if the corresponding bit of the second source register is 0, otherwise leaves the bit in the destination register unchanged.

Depending on settings in the [CPACR](#), [NSACR](#), and [HCPTR](#) registers, and the Security state and PE mode in which the instruction is executed, an attempt to execute the instruction might be UNDEFINED, or trapped to Hyp mode. For more information see [Enabling Advanced SIMD and floating-point support](#).

It has encodings from the following instruction sets: A32 ([A1](#)) and T32 ([T1](#)).

### A1

31	30	29	28	27	26	25	24	23	22	21	20	19	18	17	16	15	14	13	12	11	10	9	8	7	6	5	4	3	2	1	0		
1	1	1	1	0	0	1	1	0	D	1	1	Vn				Vd				0			0	0	1	N	Q	M	1	Vm			
op																																	

#### 64-bit SIMD vector (Q == 0)

VBIF{<c>}{<q>}{.<dt>} {<Dd>,,} <Dn>, <Dm>

#### 128-bit SIMD vector (Q == 1)

VBIF{<c>}{<q>}{.<dt>} {<Qd>,,} <Qn>, <Qm>

```
if Q == '1' && (Vd<0> == '1' || Vn<0> == '1' || Vm<0> == '1') then UNDEFINED;
if op == '00' then SEE "VEOR";
if op == '01' then operation = VBitOps_VBSL;
if op == '10' then operation = VBitOps_VBIT;
if op == '11' then operation = VBitOps_VBIF;
constant d = UInt(D:Vd); constant n = UInt(N:Vn); constant m = UInt(M:Vm);
constant regs = if Q == '0' then 1 else 2;
```

### T1

15	14	13	12	11	10	9	8	7	6	5	4	3	2	1	0	15	14	13	12	11	10	9	8	7	6	5	4	3	2	1	0
1	1	1	1	1	1	1	1	0	D	1	1	Vn				Vd				0	0	0	1	N	Q	M	1	Vm			
op																															

#### 64-bit SIMD vector (Q == 0)

VBIF{<c>}{<q>}{.<dt>} {<Dd>,,} <Dn>, <Dm>

#### 128-bit SIMD vector (Q == 1)

VBIF{<c>}{<q>}{.<dt>} {<Qd>,,} <Qn>, <Qm>

```
if Q == '1' && (Vd<0> == '1' || Vn<0> == '1' || Vm<0> == '1') then UNDEFINED;
if op == '00' then SEE "VEOR";
if op == '01' then operation = VBitOps_VBSL;
if op == '10' then operation = VBitOps_VBIT;
if op == '11' then operation = VBitOps_VBIF;
constant d = UInt(D:Vd); constant n = UInt(N:Vn); constant m = UInt(M:Vm);
constant regs = if Q == '0' then 1 else 2;
```

## Assembler Symbols

- <c> For encoding A1: see [Standard assembler syntax fields](#). This encoding must be unconditional.  
For encoding T1: see [Standard assembler syntax fields](#).
- <q> See [Standard assembler syntax fields](#).

<dt>	An optional data type. It is ignored by assemblers, and does not affect the encoding.
<Qd>	Is the 128-bit name of the SIMD&FP destination register, encoded in the "D:Vd" field as <Qd>*2.
<Qn>	Is the 128-bit name of the first SIMD&FP source register, encoded in the "N:Vn" field as <Qn>*2.
<Qm>	Is the 128-bit name of the second SIMD&FP source register, encoded in the "M:Vm" field as <Qm>*2.
<Dd>	Is the 64-bit name of the SIMD&FP destination register, encoded in the "D:Vd" field.
<Dn>	Is the 64-bit name of the first SIMD&FP source register, encoded in the "N:Vn" field.
<Dm>	Is the 64-bit name of the second SIMD&FP source register, encoded in the "M:Vm" field.

## Operation

```

if ConditionPassed\(\) then
    EncodingSpecificOperations(); CheckAdvSIMDEnabled\(\);
    for r = 0 to regs-1
        case operation of
            when VBitOps\_VBIF D[d+r] = (D[d+r] AND D[m+r]) OR (D[n+r] AND NOT(D[m+r]));
            when VBitOps\_VBIT D[d+r] = (D[n+r] AND D[m+r]) OR (D[d+r] AND NOT(D[m+r]));
            when VBitOps\_VBSL D[d+r] = (D[n+r] AND D[d+r]) OR (D[m+r] AND NOT(D[d+r]));

```

## Operational information

If CPSR.DIT is 1 and this instruction passes its condition execution check:

- The execution time of this instruction is independent of:
  - The values of the data supplied in any of its registers.
  - The values of the NZCV flags.
- The response of this instruction to asynchronous exceptions does not vary based on:
  - The values of the data supplied in any of its registers.
  - The values of the NZCV flags.

Internal version only: isa v01\_31, pseudocode v2024-03\_rel ; Build timestamp: 2024-03-25T10:05

Copyright © 2010-2024 Arm Limited or its affiliates. All rights reserved. This document is Non-Confidential.

## VBIT

Vector Bitwise Insert if True inserts each bit from the first source register into the destination register if the corresponding bit of the second source register is 1, otherwise leaves the bit in the destination register unchanged.

Depending on settings in the [CPACR](#), [NSACR](#), and [HCPTR](#) registers, and the Security state and PE mode in which the instruction is executed, an attempt to execute the instruction might be UNDEFINED, or trapped to Hyp mode. For more information see [Enabling Advanced SIMD and floating-point support](#).

It has encodings from the following instruction sets: A32 ([A1](#)) and T32 ([T1](#)).

### A1

31	30	29	28	27	26	25	24	23	22	21	20	19	18	17	16	15	14	13	12	11	10	9	8	7	6	5	4	3	2	1	0	
1	1	1	1	0	0	1	1	0	D	1	0	Vn				Vd				0			0	0	1	N	Q	M	1	Vm		
op																																

#### 64-bit SIMD vector (Q == 0)

VBIT{<c>}{<q>}{.<dt>} {<Dd>,,} <Dn>, <Dm>

#### 128-bit SIMD vector (Q == 1)

VBIT{<c>}{<q>}{.<dt>} {<Qd>,,} <Qn>, <Qm>

```
if Q == '1' && (Vd<0> == '1' || Vn<0> == '1' || Vm<0> == '1') then UNDEFINED;
if op == '00' then SEE "VEOR";
if op == '01' then operation = VBitOps_VBSL;
if op == '10' then operation = VBitOps_VBIT;
if op == '11' then operation = VBitOps_VBIF;
constant d = UInt(D:Vd); constant n = UInt(N:Vn); constant m = UInt(M:Vm);
constant regs = if Q == '0' then 1 else 2;
```

### T1

15	14	13	12	11	10	9	8	7	6	5	4	3	2	1	0	15	14	13	12	11	10	9	8	7	6	5	4	3	2	1	0
1	1	1	1	1	1	1	1	0	D	1	0	Vn			Vd			0			0	0	1	N	Q	M	1	Vm			
op																															

#### 64-bit SIMD vector (Q == 0)

VBIT{<c>}{<q>}{.<dt>} {<Dd>,,} <Dn>, <Dm>

#### 128-bit SIMD vector (Q == 1)

VBIT{<c>}{<q>}{.<dt>} {<Qd>,,} <Qn>, <Qm>

```
if Q == '1' && (Vd<0> == '1' || Vn<0> == '1' || Vm<0> == '1') then UNDEFINED;
if op == '00' then SEE "VEOR";
if op == '01' then operation = VBitOps_VBSL;
if op == '10' then operation = VBitOps_VBIT;
if op == '11' then operation = VBitOps_VBIF;
constant d = UInt(D:Vd); constant n = UInt(N:Vn); constant m = UInt(M:Vm);
constant regs = if Q == '0' then 1 else 2;
```

## Assembler Symbols

- <c> For encoding A1: see [Standard assembler syntax fields](#). This encoding must be unconditional.  
For encoding T1: see [Standard assembler syntax fields](#).
- <q> See [Standard assembler syntax fields](#).

<dt>	An optional data type. It is ignored by assemblers, and does not affect the encoding.
<Qd>	Is the 128-bit name of the SIMD&FP destination register, encoded in the "D:Vd" field as <Qd>*2.
<Qn>	Is the 128-bit name of the first SIMD&FP source register, encoded in the "N:Vn" field as <Qn>*2.
<Qm>	Is the 128-bit name of the second SIMD&FP source register, encoded in the "M:Vm" field as <Qm>*2.
<Dd>	Is the 64-bit name of the SIMD&FP destination register, encoded in the "D:Vd" field.
<Dn>	Is the 64-bit name of the first SIMD&FP source register, encoded in the "N:Vn" field.
<Dm>	Is the 64-bit name of the second SIMD&FP source register, encoded in the "M:Vm" field.

## Operation

```

if ConditionPassed\(\) then
    EncodingSpecificOperations(); CheckAdvSIMDEnabled\(\);
    for r = 0 to regs-1
        case operation of
            when VBitOps\_VBIF D[d+r] = (D[d+r] AND D[m+r]) OR (D[n+r] AND NOT(D[m+r]));
            when VBitOps\_VBIT D[d+r] = (D[n+r] AND D[m+r]) OR (D[d+r] AND NOT(D[m+r]));
            when VBitOps\_VBSL D[d+r] = (D[n+r] AND D[d+r]) OR (D[m+r] AND NOT(D[d+r]));

```

## Operational information

If CPSR.DIT is 1 and this instruction passes its condition execution check:

- The execution time of this instruction is independent of:
  - The values of the data supplied in any of its registers.
  - The values of the NZCV flags.
- The response of this instruction to asynchronous exceptions does not vary based on:
  - The values of the data supplied in any of its registers.
  - The values of the NZCV flags.

Internal version only: isa v01\_31, pseudocode v2024-03\_rel ; Build timestamp: 2024-03-25T10:05

Copyright © 2010-2024 Arm Limited or its affiliates. All rights reserved. This document is Non-Confidential.

## VBSL

Vector Bitwise Select sets each bit in the destination to the corresponding bit from the first source operand when the original destination bit was 1, otherwise from the second source operand.

Depending on settings in the [CPACR](#), [NSACR](#), and [HCPTR](#) registers, and the Security state and PE mode in which the instruction is executed, an attempt to execute the instruction might be UNDEFINED, or trapped to Hyp mode. For more information see [Enabling Advanced SIMD and floating-point support](#).

It has encodings from the following instruction sets: A32 ([A1](#)) and T32 ([T1](#)).

### A1

31	30	29	28	27	26	25	24	23	22	21	20	19	18	17	16	15	14	13	12	11	10	9	8	7	6	5	4	3	2	1	0			
1	1	1	1	0	0	1	1	0	D	0	1	Vn				Vd				0				0	0	1	N	Q	M	1	Vm			
op																																		

#### 64-bit SIMD vector (Q == 0)

VBSL{<c>}{<q>}{.<dt>} {<Dd>}, {<Dn>}, <Dm>

#### 128-bit SIMD vector (Q == 1)

VBSL{<c>}{<q>}{.<dt>} {<Qd>}, {<Qn>}, <Qm>

```
if Q == '1' && (Vd<0> == '1' || Vn<0> == '1' || Vm<0> == '1') then UNDEFINED;
if op == '00' then SEE "VEOR";
if op == '01' then operation = VBitOps_VBSL;
if op == '10' then operation = VBitOps_VBIT;
if op == '11' then operation = VBitOps_VBIF;
constant d = UInt(D:Vd); constant n = UInt(N:Vn); constant m = UInt(M:Vm);
constant regs = if Q == '0' then 1 else 2;
```

### T1

15	14	13	12	11	10	9	8	7	6	5	4	3	2	1	0	15	14	13	12	11	10	9	8	7	6	5	4	3	2	1	0			
1	1	1	1	1	1	1	1	0	D	0	1	Vn				Vd				0				0	0	1	N	Q	M	1	Vm			
op																																		

#### 64-bit SIMD vector (Q == 0)

VBSL{<c>}{<q>}{.<dt>} {<Dd>}, {<Dn>}, <Dm>

#### 128-bit SIMD vector (Q == 1)

VBSL{<c>}{<q>}{.<dt>} {<Qd>}, {<Qn>}, <Qm>

```
if Q == '1' && (Vd<0> == '1' || Vn<0> == '1' || Vm<0> == '1') then UNDEFINED;
if op == '00' then SEE "VEOR";
if op == '01' then operation = VBitOps_VBSL;
if op == '10' then operation = VBitOps_VBIT;
if op == '11' then operation = VBitOps_VBIF;
constant d = UInt(D:Vd); constant n = UInt(N:Vn); constant m = UInt(M:Vm);
constant regs = if Q == '0' then 1 else 2;
```

## Assembler Symbols

- <c> For encoding A1: see [Standard assembler syntax fields](#). This encoding must be unconditional.  
For encoding T1: see [Standard assembler syntax fields](#).
- <q> See [Standard assembler syntax fields](#).

<dt>	An optional data type. It is ignored by assemblers, and does not affect the encoding.
<Qd>	Is the 128-bit name of the SIMD&FP destination register, encoded in the "D:Vd" field as <Qd>*2.
<Qn>	Is the 128-bit name of the first SIMD&FP source register, encoded in the "N:Vn" field as <Qn>*2.
<Qm>	Is the 128-bit name of the second SIMD&FP source register, encoded in the "M:Vm" field as <Qm>*2.
<Dd>	Is the 64-bit name of the SIMD&FP destination register, encoded in the "D:Vd" field.
<Dn>	Is the 64-bit name of the first SIMD&FP source register, encoded in the "N:Vn" field.
<Dm>	Is the 64-bit name of the second SIMD&FP source register, encoded in the "M:Vm" field.

## Operation

```

if ConditionPassed\(\) then
    EncodingSpecificOperations(); CheckAdvSIMDEnabled\(\);
    for r = 0 to regs-1
        case operation of
            when VBitOps\_VBIF D[d+r] = (D[d+r] AND D[m+r]) OR (D[n+r] AND NOT(D[m+r]));
            when VBitOps\_VBIT D[d+r] = (D[n+r] AND D[m+r]) OR (D[d+r] AND NOT(D[m+r]));
            when VBitOps\_VBSL D[d+r] = (D[n+r] AND D[d+r]) OR (D[m+r] AND NOT(D[d+r]));

```

## Operational information

If CPSR.DIT is 1 and this instruction passes its condition execution check:

- The execution time of this instruction is independent of:
  - The values of the data supplied in any of its registers.
  - The values of the NZCV flags.
- The response of this instruction to asynchronous exceptions does not vary based on:
  - The values of the data supplied in any of its registers.
  - The values of the NZCV flags.

Internal version only: isa v01\_31, pseudocode v2024-03\_rel ; Build timestamp: 2024-03-25T10:05

Copyright © 2010-2024 Arm Limited or its affiliates. All rights reserved. This document is Non-Confidential.



VCADD

Vector Complex Add.

This instruction operates on complex numbers that are represented in SIMD&FP registers as pairs of elements, with the more significant element holding the imaginary part of the number and the less significant element holding the real part of the number. Each element holds a floating-point value. It performs the following computation on the corresponding complex number element pairs from the two source registers:

- Considering the complex number from the second source register on an Argand diagram, the number is rotated counterclockwise by 90 or 270 degrees.
- The rotated complex number is added to the complex number from the first source register.

Depending on settings in the CPACR, NSACR, and HCPTR registers, and the Security state and PE mode in which the instruction is executed, an attempt to execute the instruction might be UNDEFINED, or trapped to Hyp mode. For more information see Enabling Advanced SIMD and floating-point support.

It has encodings from the following instruction sets: A32 ( A1 ) and T32 ( T1 ).

A1
(FEAT\_FCMA)

31	30	29	28	27	26	25	24	23	22	21	20	19	18	17	16	15	14	13	12	11	10	9	8	7	6	5	4	3	2	1	0
1	1	1	1	1	1	0	rot	1	D	0	S	Vn				Vd				1	0	0	0	N	Q	M	0	Vm			

64-bit SIMD vector (Q == 0)

VCADD{<q>}.<dt> <Dd>, <Dn>, <Dm>, #<rotate>

128-bit SIMD vector (Q == 1)

VCADD{<q>}.<dt> <Qd>, <Qn>, <Qm>, #<rotate>

```
if !IsFeatureImplemented(FEAT_FCMA) then UNDEFINED;
if Q == '1' && (Vd<0> == '1' || Vn<0> == '1' || Vm<0> == '1') then UNDEFINED;
if S == '0' && !IsFeatureImplemented(FEAT_FP16) then UNDEFINED;
constant d = UInt(D:Vd); constant n = UInt(N:Vn); constant m = UInt(M:Vm);
constant integer esize = 16 << UInt(S);
constant elements = 64 DIV esize; constant regs = if Q == '0' then 1 else 2;
```

T1
(FEAT\_FCMA)

15	14	13	12	11	10	9	8	7	6	5	4	3	2	1	0	15	14	13	12	11	10	9	8	7	6	5	4	3	2	1	0
1	1	1	1	1	1	0	rot	1	D	0	S	Vn			Vd			1	0	0	0	N	Q	M	0	Vm					

64-bit SIMD vector (Q == 0)

VCADD{<q>}.<dt> <Dd>, <Dn>, <Dm>, #<rotate>

128-bit SIMD vector (Q == 1)

VCADD{<q>}.<dt> <Qd>, <Qn>, <Qm>, #<rotate>

```
if InITBlock() then UNPREDICTABLE;
if !IsFeatureImplemented(FEAT_FCMA) then UNDEFINED;
if Q == '1' && (Vd<0> == '1' || Vn<0> == '1' || Vm<0> == '1') then UNDEFINED;
if S == '0' && !IsFeatureImplemented(FEAT_FP16) then UNDEFINED;
constant integer esize = 16 << UInt(S);
constant d = UInt(D:Vd); constant n = UInt(N:Vn); constant m = UInt(M:Vm);
constant elements = 64 DIV esize; constant regs = if Q == '0' then 1 else 2;
```

Assembler Symbols

<q> See Standard assembler syntax fields.

<dt> Is the data type for the elements of the vectors, encoded in “S”:

S	<dt>
0	F16
1	F32

<Qd> Is the 128-bit name of the SIMD&FP destination register, encoded in the "D:Vd" field as <Qd>\*2.

<Qn> Is the 128-bit name of the first SIMD&FP source register, encoded in the "N:Vn" field as <Qn>\*2.

<Qm> Is the 128-bit name of the second SIMD&FP source register, encoded in the "M:Vm" field as <Qm>\*2.

<Dd> Is the 64-bit name of the SIMD&FP destination register, encoded in the "D:Vd" field.

<Dn> Is the 64-bit name of the first SIMD&FP source register, encoded in the "N:Vn" field.

<Dm> Is the 64-bit name of the second SIMD&FP source register, encoded in the "M:Vm" field.

<rotate> Is the rotation to be applied to elements in the second SIMD&FP source register, encoded in “rot”:

rot	<rotate>
0	90
1	270

Operation

```
EncodingSpecificOperations();
CheckAdvSIMDEnabled();
for r = 0 to regs-1
    constant operand1 = D[n+r];
    constant operand2 = D[m+r];
    constant FPCR_Type fpcr = StandardFPCR();
    for e = 0 to (elements DIV 2)-1
        bits(esize) element1;
        bits(esize) element3;
        case rot of
            when '0'
                element1 = FPNeg(Elem[operand2,e*2+1,esize], fpcr);
                element3 = Elem[operand2,e*2,esize];
            when '1'
                element1 = Elem[operand2,e*2+1,esize];
                element3 = FPNeg(Elem[operand2,e*2,esize], fpcr);
        constant result1 = FPAdd(Elem[operand1,e*2,esize],element1,fpcr);
        constant result2 = FPAdd(Elem[operand1,e*2+1,esize],element3,fpcr);
        Elem[D[d+r],e*2,esize] = result1;
        Elem[D[d+r],e*2+1,esize] = result2;
```

## VCEQ (immediate #0)

Vector Compare Equal to Zero takes each element in a vector, and compares it with zero. If it is equal to zero, the corresponding element in the destination vector is set to all ones. Otherwise, it is set to all zeros.

The operand vector elements are the same type, and are integers or floating-point numbers. The result vector elements are fields the same size as the operand vector elements.

Depending on settings in the [CPACR](#), [NSACR](#), and [HCPTR](#) registers, and the Security state and PE mode in which the instruction is executed, an attempt to execute the instruction might be UNDEFINED, or trapped to Hyp mode. For more information see [Enabling Advanced SIMD and floating-point support](#).

It has encodings from the following instruction sets: A32 ([A1](#)) and T32 ([T1](#)).

### A1

31	30	29	28	27	26	25	24	23	22	21	20	19	18	17	16	15	14	13	12	11	10	9	8	7	6	5	4	3	2	1	0
1	1	1	1	0	0	1	1	1	D	1	1	size	0	1		Vd				0	F	0	1	0	Q	M	0		Vm		

#### 64-bit SIMD vector (Q == 0)

VCEQ{<c>}{<q>}.<dt> {<Dd>}, <Dm>, #0

#### 128-bit SIMD vector (Q == 1)

VCEQ{<c>}{<q>}.<dt> {<Qd>}, <Qm>, #0

```
if size == '11' then UNDEFINED;
if F == '1' && ((size == '01' && !IsFeatureImplemented(FEAT_FP16)) || size == '00') then
    UNDEFINED;
if Q == '1' && (Vd<0> == '1' || Vm<0> == '1') then UNDEFINED;
constant floating_point = (F == '1');
constant integer esize = 8 << UInt(size);
constant d = UInt(D:Vd); constant m = UInt(M:Vm);
constant elements = 64 DIV esize; constant regs = if Q == '0' then 1 else 2;
```

### T1

15	14	13	12	11	10	9	8	7	6	5	4	3	2	1	0	15	14	13	12	11	10	9	8	7	6	5	4	3	2	1	0
1	1	1	1	1	1	1	1	1	D	1	1	size	0	1		Vd				0	F	0	1	0	Q	M	0		Vm		

#### 64-bit SIMD vector (Q == 0)

VCEQ{<c>}{<q>}.<dt> {<Dd>}, <Dm>, #0

#### 128-bit SIMD vector (Q == 1)

VCEQ{<c>}{<q>}.<dt> {<Qd>}, <Qm>, #0

```
if size == '11' then UNDEFINED;
if F == '1' && ((size == '01' && !IsFeatureImplemented(FEAT_FP16)) || size == '00') then
    UNDEFINED;
if F == '1' && size == '01' && InITBlock() then UNPREDICTABLE;
if Q == '1' && (Vd<0> == '1' || Vm<0> == '1') then UNDEFINED;
constant floating_point = (F == '1');
constant integer esize = 8 << UInt(size); constant elements = 64 DIV esize;
constant d = UInt(D:Vd); constant m = UInt(M:Vm); constant regs = if Q == '0' then 1 else 2;
```

## CONSTRAINED UNPREDICTABLE behavior

If `F == '1' && size == '01' && InITBlock()`, then one of the following behaviors must occur:

- The instruction is UNDEFINED.
- The instruction executes as if it passes the Condition code check.

- The instruction executes as NOP. This means it behaves as if it fails the Condition code check.

Assembler Symbols

- <c> For encoding A1: see [Standard assembler syntax fields](#). This encoding must be unconditional.  
For encoding T1: see [Standard assembler syntax fields](#).
- <q> See [Standard assembler syntax fields](#).
- <dt> Is the data type for the elements of the operands, encoded in “F:size”:

F	size	<dt>
0	00	I8
0	01	I16
0	10	I32
1	01	F16
1	10	F32

- <Qd> Is the 128-bit name of the SIMD&FP destination register, encoded in the "D:Vd" field as <Qd>\*2.
- <Qm> Is the 128-bit name of the SIMD&FP source register, encoded in the "M:Vm" field as <Qm>\*2.
- <Dd> Is the 64-bit name of the SIMD&FP destination register, encoded in the "D:Vd" field.
- <Dm> Is the 64-bit name of the SIMD&FP source register, encoded in the "M:Vm" field.

Operation

```

if ConditionPassed() then
    EncodingSpecificOperations(); CheckAdvSIMDEnabled();
    for r = 0 to regs-1
        for e = 0 to elements-1
            boolean test_passed;
            if floating_point then
                constant bits(esize) zero = FPZero('0', esize);
                test_passed = FPCompareEQ(Elem[D[m+r],e,esize], zero, StandardFPCR());
            else
                test_passed = (Elem[D[m+r],e,esize] == Zeros(esize));
                Elem[D[d+r],e,esize] = if test_passed then Ones(esize) else Zeros(esize);

```

## VCEQ (register)

Vector Compare Equal takes each element in a vector, and compares it with the corresponding element of a second vector. If they are equal, the corresponding element in the destination vector is set to all ones. Otherwise, it is set to all zeros.

The operand vector elements are the same type, and are integers or floating-point numbers. The result vector elements are fields the same size as the operand vector elements.

Depending on settings in the [CPACR](#), [NSACR](#), and [HCPTR](#) registers, and the Security state and PE mode in which the instruction is executed, an attempt to execute the instruction might be UNDEFINED, or trapped to Hyp mode. For more information see [Enabling Advanced SIMD and floating-point support](#).

It has encodings from the following instruction sets: A32 ( [A1](#) and [A2](#) ) and T32 ( [T1](#) and [T2](#) ).

### A1

31	30	29	28	27	26	25	24	23	22	21	20	19	18	17	16	15	14	13	12	11	10	9	8	7	6	5	4	3	2	1	0
1	1	1	1	0	0	1	1	0	D	size	Vn			Vd			1	0	0	0	N	Q	M	1	Vm						

#### 64-bit SIMD vector (Q == 0)

VCEQ{<c>}{<q>}.<dt> {<Dd>, }<Dn>, <Dm>

#### 128-bit SIMD vector (Q == 1)

VCEQ{<c>}{<q>}.<dt> {<Qd>, }<Qn>, <Qm>

```
if Q == '1' && (Vd<0> == '1' || Vn<0> == '1' || Vm<0> == '1') then UNDEFINED;
if size == '11' then UNDEFINED;
constant int_operation = TRUE; constant integer esize = 8 << UInt(size);
constant elements = 64 DIV esize;
constant d = UInt(D:Vd); constant n = UInt(N:Vn); constant m = UInt(M:Vm);
constant regs = if Q == '0' then 1 else 2;
```

### A2

31	30	29	28	27	26	25	24	23	22	21	20	19	18	17	16	15	14	13	12	11	10	9	8	7	6	5	4	3	2	1	0
1	1	1	1	0	0	1	0	0	D	0	sz	Vn			Vd			1			1	1	0	N	Q	M	0	Vm			

#### 64-bit SIMD vector (Q == 0)

VCEQ{<c>}{<q>}.<dt> {<Dd>, }<Dn>, <Dm>

#### 128-bit SIMD vector (Q == 1)

VCEQ{<c>}{<q>}.<dt> {<Qd>, }<Qn>, <Qm>

```
if Q == '1' && (Vd<0> == '1' || Vn<0> == '1' || Vm<0> == '1') then UNDEFINED;
if sz == '1' && !IsFeatureImplemented(FEAT_FP16) then UNDEFINED;
constant int_operation = FALSE;
constant integer esize = 32 >> UInt(sz);
constant integer elements = 64 DIV esize;
constant d = UInt(D:Vd); constant n = UInt(N:Vn); constant m = UInt(M:Vm);
constant regs = if Q == '0' then 1 else 2;
```

### T1

15	14	13	12	11	10	9	8	7	6	5	4	3	2	1	0	15	14	13	12	11	10	9	8	7	6	5	4	3	2	1	0
1	1	1	1	1	1	1	1	0	D	size	Vn				Vd				1	0	0	0	N	Q	M	1	Vm				

64-bit SIMD vector (Q == 0)

```
VCEQ{<c>}{<q>}.<dt> {<Dd>, }<Dn>, <Dm>
```

128-bit SIMD vector (Q == 1)

```
VCEQ{<c>}{<q>}.<dt> {<Qd>, }<Qn>, <Qm>
```

```
if Q == '1' && (Vd<0> == '1' || Vn<0> == '1' || Vm<0> == '1') then UNDEFINED;
if size == '11' then UNDEFINED;
constant int_operation = TRUE; constant integer esize = 8 << UInt(size);
constant elements = 64 DIV esize;
constant d = UInt(D:Vd); constant n = UInt(N:Vn); constant m = UInt(M:Vm);
constant regs = if Q == '0' then 1 else 2;
```

T2

15	14	13	12	11	10	9	8	7	6	5	4	3	2	1	0	15	14	13	12	11	10	9	8	7	6	5	4	3	2	1	0
1	1	1	0	1	1	1	1	0	D	0	sz	Vn			Vd			1	1	1	0	N	Q	M	0	Vm					

64-bit SIMD vector (Q == 0)

```
VCEQ{<c>}{<q>}.<dt> {<Dd>, }<Dn>, <Dm>
```

128-bit SIMD vector (Q == 1)

```
VCEQ{<c>}{<q>}.<dt> {<Qd>, }<Qn>, <Qm>
```

```
if Q == '1' && (Vd<0> == '1' || Vn<0> == '1' || Vm<0> == '1') then UNDEFINED;
if sz == '1' && !IsFeatureImplemented(FEAT_FP16) then UNDEFINED;
if sz == '1' && InITBlock() then UNPREDICTABLE;
constant int_operation = FALSE;
constant integer esize = 32 >> UInt(sz);
constant integer elements = 64 DIV esize;
constant d = UInt(D:Vd); constant n = UInt(N:Vn); constant m = UInt(M:Vm);
constant regs = if Q == '0' then 1 else 2;
```

CONSTRAINED UNPREDICTABLE behavior

If `sz == '1' && InITBlock()`, then one of the following behaviors must occur:

- The instruction is UNDEFINED.
- The instruction executes as if it passes the Condition code check.
- The instruction executes as NOP. This means it behaves as if it fails the Condition code check.

Assembler Symbols

- <c> For encoding A1 and A2: see *Standard assembler syntax fields*. This encoding must be unconditional.  
For encoding T1 and T2: see *Standard assembler syntax fields*.
- <q> See *Standard assembler syntax fields*.
- <dt> For encoding A1 and T1: is the data type for the elements of the vectors, encoded in “size”:

size	<dt>
00	I8
01	I16
10	I32

For encoding A2 and T2: is the data type for the elements of the vectors, encoded in “sz”:

sz	<dt>
0	F32
1	F16

- <Qd> Is the 128-bit name of the SIMD&FP destination register, encoded in the "D:Vd" field as <Qd>\*2.
- <Qn> Is the 128-bit name of the first SIMD&FP source register, encoded in the "N:Vn" field as <Qn>\*2.
- <Qm> Is the 128-bit name of the second SIMD&FP source register, encoded in the "M:Vm" field as <Qm>\*2.
- <Dd> Is the 64-bit name of the SIMD&FP destination register, encoded in the "D:Vd" field.
- <Dn> Is the 64-bit name of the first SIMD&FP source register, encoded in the "N:Vn" field.
- <Dm> Is the 64-bit name of the second SIMD&FP source register, encoded in the "M:Vm" field.

## Operation

```

if ConditionPassed() then
    EncodingSpecificOperations(); CheckAdvSIMDEnabled();
    for r = 0 to regs-1
        for e = 0 to elements-1
            constant op1 = Elem[D[n+r],e,esize]; constant op2 = Elem[D[m+r],e,esize];
            boolean test_passed;
            if int_operation then
                test_passed = (op1 == op2);
            else
                test_passed = FPCompareEQ(op1, op2, StandardFPCR());
            Elem[D[d+r],e,esize] = if test_passed then Ones(esize) else Zeros(esize);

```

Internal version only: isa v01\_31, pseudocode v2024-03\_rel ; Build timestamp: 2024-03-25T10:05

Copyright © 2010-2024 Arm Limited or its affiliates. All rights reserved. This document is Non-Confidential.

## VCGE (immediate #0)

Vector Compare Greater Than or Equal to Zero takes each element in a vector, and compares it with zero. If it is greater than or equal to zero, the corresponding element in the destination vector is set to all ones. Otherwise, it is set to all zeros.

The operand vector elements are the same type, and are signed integers or floating-point numbers. The result vector elements are fields the same size as the operand vector elements.

Depending on settings in the [CPACR](#), [NSACR](#), and [HCPTR](#) registers, and the Security state and PE mode in which the instruction is executed, an attempt to execute the instruction might be UNDEFINED, or trapped to Hyp mode. For more information see [Enabling Advanced SIMD and floating-point support](#).

It has encodings from the following instruction sets: A32 ([A1](#)) and T32 ([T1](#)).

### A1

31	30	29	28	27	26	25	24	23	22	21	20	19	18	17	16	15	14	13	12	11	10	9	8	7	6	5	4	3	2	1	0
1	1	1	1	0	0	1	1	1	D	1	1	size	0	1		Vd				0	F	0	0	1	Q	M	0		Vm		

#### 64-bit SIMD vector (Q == 0)

VCGE{<c>}{<q>}.<dt> {<Dd>}, <Dm>, #0

#### 128-bit SIMD vector (Q == 1)

VCGE{<c>}{<q>}.<dt> {<Qd>}, <Qm>, #0

```
if size == '11' then UNDEFINED;
if F == '1' && ((size == '01' && !IsFeatureImplemented(FEAT_FP16)) || size == '00') then
    UNDEFINED;
if Q == '1' && (Vd<0> == '1' || Vm<0> == '1') then UNDEFINED;
constant floating_point = (F == '1');
constant integer esize = 8 << UInt(size); constant elements = 64 DIV esize;
constant d = UInt(D:Vd); constant m = UInt(M:Vm); constant regs = if Q == '0' then 1 else 2;
```

### T1

15	14	13	12	11	10	9	8	7	6	5	4	3	2	1	0	15	14	13	12	11	10	9	8	7	6	5	4	3	2	1	0
1	1	1	1	1	1	1	1	1	D	1	1	size	0	1		Vd				0	F	0	0	1	Q	M	0		Vm		

#### 64-bit SIMD vector (Q == 0)

VCGE{<c>}{<q>}.<dt> {<Dd>}, <Dm>, #0

#### 128-bit SIMD vector (Q == 1)

VCGE{<c>}{<q>}.<dt> {<Qd>}, <Qm>, #0

```
if size == '11' then UNDEFINED;
if F == '1' && ((size == '01' && !IsFeatureImplemented(FEAT_FP16)) || size == '00') then
    UNDEFINED;
if F == '1' && size == '01' && InITBlock() then UNPREDICTABLE;
if Q == '1' && (Vd<0> == '1' || Vm<0> == '1') then UNDEFINED;
constant floating_point = (F == '1');
constant integer esize = 8 << UInt(size); constant elements = 64 DIV esize;
constant d = UInt(D:Vd); constant m = UInt(M:Vm); constant regs = if Q == '0' then 1 else 2;
```

## CONSTRAINED UNPREDICTABLE behavior

If `F == '1' && size == '01' && InITBlock()`, then one of the following behaviors must occur:

- The instruction is UNDEFINED.
- The instruction executes as if it passes the Condition code check.
- The instruction executes as NOP. This means it behaves as if it fails the Condition code check.



Assembler Symbols

- <c> For encoding A1: see [Standard assembler syntax fields](#). This encoding must be unconditional.  
For encoding T1: see [Standard assembler syntax fields](#).
- <q> See [Standard assembler syntax fields](#).
- <dt> Is the data type for the elements of the operands, encoded in “F:size”:

F	size	<dt>
0	00	S8
0	01	S16
0	10	S32
1	01	F16
1	10	F32

- <Qd> Is the 128-bit name of the SIMD&FP destination register, encoded in the "D:Vd" field as <Qd>\*2.
- <Qm> Is the 128-bit name of the SIMD&FP source register, encoded in the "M:Vm" field as <Qm>\*2.
- <Dd> Is the 64-bit name of the SIMD&FP destination register, encoded in the "D:Vd" field.
- <Dm> Is the 64-bit name of the SIMD&FP source register, encoded in the "M:Vm" field.

Operation

```
if ConditionPassed() then
    EncodingSpecificOperations(); CheckAdvSIMDEnabled();
    for r = 0 to regs-1
        for e = 0 to elements-1
            boolean test_passed;
            if floating_point then
                constant bits(esize) zero = FPZero('0', esize);
                test_passed = FPCompareGE(Elem[D[m+r],e,esize], zero, StandardFPCR());
            else
                test_passed = (SInt(Elem[D[m+r],e,esize]) >= 0);
            Elem[D[d+r],e,esize] = if test_passed then Ones(esize) else Zeros(esize);
```

Operational information

- If CPSR.DIT is 1 and this instruction passes its condition execution check and is operating only on integer vector elements, then the following apply:
- The execution time of this instruction is independent of:
    - The values of the data supplied in any of its registers.
    - The values of the NZCV flags.
  - The response of this instruction to asynchronous exceptions does not vary based on:
    - The values of the data supplied in any of its registers.
    - The values of the NZCV flags.

## VCGE (register)

Vector Compare Greater Than or Equal takes each element in a vector, and compares it with the corresponding element of a second vector. If the first is greater than or equal to the second, the corresponding element in the destination vector is set to all ones. Otherwise, it is set to all zeros.

The operand vector elements are the same type, and are signed integers, unsigned integers, or floating-point numbers. The result vector elements are fields the same size as the operand vector elements.

Depending on settings in the [CPACR](#), [NSACR](#), and [HCPTR](#) registers, and the Security state and PE mode in which the instruction is executed, an attempt to execute the instruction might be UNDEFINED, or trapped to Hyp mode. For more information see [Enabling Advanced SIMD and floating-point support](#).

This instruction is used by the pseudo-instruction [VCLE \(register\)](#).

It has encodings from the following instruction sets: A32 ([A1](#) and [A2](#)) and T32 ([T1](#) and [T2](#)).

### A1

31	30	29	28	27	26	25	24	23	22	21	20	19	18	17	16	15	14	13	12	11	10	9	8	7	6	5	4	3	2	1	0
1	1	1	1	0	0	1	U	0	D	size		Vn				Vd				0	0	1	1	N	Q	M	1		Vm		

#### 64-bit SIMD vector (Q == 0)

VCGE{<c>}{<q>}.<dt> {<Dd>, }<Dn>, <Dm>

#### 128-bit SIMD vector (Q == 1)

VCGE{<c>}{<q>}.<dt> {<Qd>, }<Qn>, <Qm>

```
if Q == '1' && (Vd<0> == '1' || Vn<0> == '1' || Vm<0> == '1') then UNDEFINED;
if size == '11' then UNDEFINED;
constant vtype = if U == '1' then VCGEType\_unsigned else VCGEType\_signed;
constant integer esize = 8 << UInt(size); constant elements = 64 DIV esize;
constant d = UInt(D:Vd); constant n = UInt(N:Vn); constant m = UInt(M:Vm);
constant regs = if Q == '0' then 1 else 2;
```

### A2

31	30	29	28	27	26	25	24	23	22	21	20	19	18	17	16	15	14	13	12	11	10	9	8	7	6	5	4	3	2	1	0
1	1	1	1	0	0	1	1	0	D	0	sz	Vn			Vd			1			1	1	0	N	Q	M	0	Vm			

#### 64-bit SIMD vector (Q == 0)

VCGE{<c>}{<q>}.<dt> {<Dd>, }<Dn>, <Dm>

#### 128-bit SIMD vector (Q == 1)

VCGE{<c>}{<q>}.<dt> {<Qd>, }<Qn>, <Qm>

```
if Q == '1' && (Vd<0> == '1' || Vn<0> == '1' || Vm<0> == '1') then UNDEFINED;
if sz == '1' && !IsFeatureImplemented(FEAT_FP16) then UNDEFINED;
constant vtype = VCGEType\_fp;
constant integer esize = 32 >> UInt(sz);
constant integer elements = 64 DIV esize;
constant d = UInt(D:Vd); constant n = UInt(N:Vn); constant m = UInt(M:Vm);
constant regs = if Q == '0' then 1 else 2;
```

### T1

15	14	13	12	11	10	9	8	7	6	5	4	3	2	1	0	15	14	13	12	11	10	9	8	7	6	5	4	3	2	1	0		
1	1	1	U	1	1	1	1	0	D	size	Vn					Vd					0	0	1	1	N	Q	M	1	Vm				

64-bit SIMD vector (Q == 0)

```
VCGE{<c>}{<q>}.<dt> {<Dd>, }<Dn>, <Dm>
```

128-bit SIMD vector (Q == 1)

```
VCGE{<c>}{<q>}.<dt> {<Qd>, }<Qn>, <Qm>
```

```
if Q == '1' && (Vd<0> == '1' || Vn<0> == '1' || Vm<0> == '1') then UNDEFINED;
if size == '11' then UNDEFINED;
constant vtype = if U == '1' then VCGEType\_unsigned else VCGEType\_signed;
constant integer esize = 8 << UInt(size); constant elements = 64 DIV esize;
constant d = UInt(D:Vd); constant n = UInt(N:Vn); constant m = UInt(M:Vm);
constant regs = if Q == '0' then 1 else 2;
```

T2

15	14	13	12	11	10	9	8	7	6	5	4	3	2	1	0	15	14	13	12	11	10	9	8	7	6	5	4	3	2	1	0
1	1	1	1	1	1	1	1	0	D	0	sz	Vn			Vd			1	1	1	0	N	Q	M	0	Vm					

64-bit SIMD vector (Q == 0)

```
VCGE{<c>}{<q>}.<dt> {<Dd>, }<Dn>, <Dm>
```

128-bit SIMD vector (Q == 1)

```
VCGE{<c>}{<q>}.<dt> {<Qd>, }<Qn>, <Qm>
```

```
if Q == '1' && (Vd<0> == '1' || Vn<0> == '1' || Vm<0> == '1') then UNDEFINED;
if sz == '1' && !IsFeatureImplemented(FEAT_FP16) then UNDEFINED;
if sz == '1' && InITBlock() then UNPREDICTABLE;
constant vtype = VCGEType\_fp;
constant integer esize = 32 >> UInt(sz);
constant d = UInt(D:Vd); constant n = UInt(N:Vn); constant m = UInt(M:Vm);
constant elements = 64 DIV esize; constant regs = if Q == '0' then 1 else 2;
```

CONSTRAINED UNPREDICTABLE behavior

If `sz == '1' && InITBlock()`, then one of the following behaviors must occur:

- The instruction is UNDEFINED.
- The instruction executes as if it passes the Condition code check.
- The instruction executes as NOP. This means it behaves as if it fails the Condition code check.

Assembler Symbols

- <c> For encoding A1 and A2: see [Standard assembler syntax fields](#). This encoding must be unconditional.  
For encoding T1 and T2: see [Standard assembler syntax fields](#).
- <q> See [Standard assembler syntax fields](#).
- <dt> For encoding A1 and T1: is the data type for the elements of the operands, encoded in “U:size”:

U	size	<dt>
0	00	S8
0	01	S16
0	10	S32
1	00	U8
1	01	U16
1	10	U32

For encoding A2 and T2: is the data type for the elements of the vectors, encoded in “sz”:

sz	<dt>
0	F32
1	F16

- <Qd> Is the 128-bit name of the SIMD&FP destination register, encoded in the "D:Vd" field as <Qd>\*2.
- <Qn> Is the 128-bit name of the first SIMD&FP source register, encoded in the "N:Vn" field as <Qn>\*2.
- <Qm> Is the 128-bit name of the second SIMD&FP source register, encoded in the "M:Vm" field as <Qm>\*2.
- <Dd> Is the 64-bit name of the SIMD&FP destination register, encoded in the "D:Vd" field.
- <Dn> Is the 64-bit name of the first SIMD&FP source register, encoded in the "N:Vn" field.
- <Dm> Is the 64-bit name of the second SIMD&FP source register, encoded in the "M:Vm" field.

## Operation

```

if ConditionPassed() then
    EncodingSpecificOperations(); CheckAdvSIMDEnabled();
    for r = 0 to regs-1
        for e = 0 to elements-1
            constant op1 = Elem[D[n+r],e,esize]; constant op2 = Elem[D[m+r],e,esize];
            boolean test_passed;
            case vtype of
                when VCGEType_signed test_passed = (SInt(op1) >= SInt(op2));
                when VCGEType_unsigned test_passed = (UInt(op1) >= UInt(op2));
                when VCGEType_fp test_passed = FPCompareGE(op1, op2, StandardFPCR());
            Elem[D[d+r],e,esize] = if test_passed then Ones(esize) else Zeros(esize);

```

## Operational information

If CPSR.DIT is 1 and this instruction passes its condition execution check and is operating only on integer vector elements, then the following apply:

- The execution time of this instruction is independent of:
  - The values of the data supplied in any of its registers.
  - The values of the NZCV flags.
- The response of this instruction to asynchronous exceptions does not vary based on:
  - The values of the data supplied in any of its registers.
  - The values of the NZCV flags.

Internal version only: isa v01\_31, pseudocode v2024-03\_rel ; Build timestamp: 2024-03-25T10:05

Copyright © 2010-2024 Arm Limited or its affiliates. All rights reserved. This document is Non-Confidential.

## VCGT (immediate #0)

Vector Compare Greater Than Zero takes each element in a vector, and compares it with zero. If it is greater than zero, the corresponding element in the destination vector is set to all ones. Otherwise, it is set to all zeros.

The operand vector elements are the same type, and are signed integers or floating-point numbers. The result vector elements are fields the same size as the operand vector elements.

Depending on settings in the [CPACR](#), [NSACR](#), and [HCPtr](#) registers, and the Security state and PE mode in which the instruction is executed, an attempt to execute the instruction might be UNDEFINED, or trapped to Hyp mode. For more information see [Enabling Advanced SIMD and floating-point support](#).

It has encodings from the following instruction sets: A32 ([A1](#)) and T32 ([T1](#)).

### A1

31	30	29	28	27	26	25	24	23	22	21	20	19	18	17	16	15	14	13	12	11	10	9	8	7	6	5	4	3	2	1	0
1	1	1	1	0	0	1	1	1	D	1	1	size	0	1		Vd				0	F	0	0	0	Q	M	0		Vm		

#### 64-bit SIMD vector (Q == 0)

```
VCGT{<c>}{<q>}.<dt> {<Dd>}, <Dm>, #0
```

#### 128-bit SIMD vector (Q == 1)

```
VCGT{<c>}{<q>}.<dt> {<Qd>}, <Qm>, #0
```

```
if size == '11' then UNDEFINED;
if F == '1' && ((size == '01' && !IsFeatureImplemented(FEAT_FP16)) || size == '00') then
    UNDEFINED;
if Q == '1' && (Vd<0> == '1' || Vm<0> == '1') then UNDEFINED;
constant floating_point = (F == '1');
constant integer esize = 8 << UInt(size); constant elements = 64 DIV esize;
constant d = UInt(D:Vd); constant m = UInt(M:Vm); constant regs = if Q == '0' then 1 else 2;
```

### T1

15	14	13	12	11	10	9	8	7	6	5	4	3	2	1	0	15	14	13	12	11	10	9	8	7	6	5	4	3	2	1	0
1	1	1	1	1	1	1	1	1	D	1	1	size	0	1		Vd				0	F	0	0	0	Q	M	0		Vm		

#### 64-bit SIMD vector (Q == 0)

```
VCGT{<c>}{<q>}.<dt> {<Dd>}, <Dm>, #0
```

#### 128-bit SIMD vector (Q == 1)

```
VCGT{<c>}{<q>}.<dt> {<Qd>}, <Qm>, #0
```

```
if size == '11' then UNDEFINED;
if F == '1' && ((size == '01' && !IsFeatureImplemented(FEAT_FP16)) || size == '00') then
    UNDEFINED;
if F == '1' && size == '01' && InITBlock() then UNPREDICTABLE;
if Q == '1' && (Vd<0> == '1' || Vm<0> == '1') then UNDEFINED;
constant floating_point = (F == '1');
constant integer esize = 8 << UInt(size); constant elements = 64 DIV esize;
constant d = UInt(D:Vd); constant m = UInt(M:Vm); constant regs = if Q == '0' then 1 else 2;
```

## CONSTRAINED UNPREDICTABLE behavior

If `F == '1' && size == '01' && InITBlock()`, then one of the following behaviors must occur:

- The instruction is UNDEFINED.
- The instruction executes as if it passes the Condition code check.
- The instruction executes as NOP. This means it behaves as if it fails the Condition code check.

Assembler Symbols

- <c>For encoding A1: see [Standard assembler syntax fields](#). This encoding must be unconditional.  
For encoding T1: see [Standard assembler syntax fields](#).
- <q>See [Standard assembler syntax fields](#).
- <dt>Is the data type for the elements of the operands, encoded in “F:size”:

F	size	<dt>
0	00	S8
0	01	S16
0	10	S32
1	01	F16
1	10	F32

- <Qd>Is the 128-bit name of the SIMD&FP destination register, encoded in the "D:Vd" field as <Qd>\*2.
- <Qm>Is the 128-bit name of the SIMD&FP source register, encoded in the "M:Vm" field as <Qm>\*2.
- <Dd>Is the 64-bit name of the SIMD&FP destination register, encoded in the "D:Vd" field.
- <Dm>Is the 64-bit name of the SIMD&FP source register, encoded in the "M:Vm" field.

Operation

```
if ConditionPassed() then
  EncodingSpecificOperations(); CheckAdvSIMDEnabled();
  for r = 0 to regs-1
    for e = 0 to elements-1
      boolean test_passed;
      if floating_point then
        constant bits(esize) zero = FPZero('0', esize);
        test_passed = FPCompareGT(Elem[D[m+r],e,esize], zero, StandardFPCR());
      else
        test_passed = (SInt(Elem[D[m+r],e,esize]) > 0);
        Elem[D[d+r],e,esize] = if test_passed then Ones(esize) else Zeros(esize);
```

Operational information

- If CPSR.DIT is 1 and this instruction passes its condition execution check and is operating only on integer vector elements, then the following apply:
- The execution time of this instruction is independent of:
    - The values of the data supplied in any of its registers.
    - The values of the NZCV flags.
  - The response of this instruction to asynchronous exceptions does not vary based on:
    - The values of the data supplied in any of its registers.
    - The values of the NZCV flags.

## VCGT (register)

Vector Compare Greater Than takes each element in a vector, and compares it with the corresponding element of a second vector. If the first is greater than the second, the corresponding element in the destination vector is set to all ones. Otherwise, it is set to all zeros.

The operand vector elements are the same type, and are signed integers, unsigned integers, or floating-point numbers. The result vector elements are fields the same size as the operand vector elements.

Depending on settings in the [CPACR](#), [NSACR](#), and [HCPTR](#) registers, and the Security state and PE mode in which the instruction is executed, an attempt to execute the instruction might be UNDEFINED, or trapped to Hyp mode. For more information see [Enabling Advanced SIMD and floating-point support](#).

This instruction is used by the pseudo-instruction [VCLT \(register\)](#).

It has encodings from the following instruction sets: A32 ( [A1](#) and [A2](#) ) and T32 ( [T1](#) and [T2](#) ).

### A1

31	30	29	28	27	26	25	24	23	22	21	20	19	18	17	16	15	14	13	12	11	10	9	8	7	6	5	4	3	2	1	0
1	1	1	1	0	0	1	U	0	D	size	Vn			Vd			0 0 1 1			N	Q	M	0	Vm							

#### 64-bit SIMD vector (Q == 0)

```
VCGT{<c>}{<q>}.<dt> {<Dd>, }<Dn>, <Dm>
```

#### 128-bit SIMD vector (Q == 1)

```
VCGT{<c>}{<q>}.<dt> {<Qd>, }<Qn>, <Qm>
```

```
if Q == '1' && (Vd<0> == '1' || Vn<0> == '1' || Vm<0> == '1') then UNDEFINED;
if size == '11' then UNDEFINED;
constant vtype = if U == '1' then VCGTtype\_unsigned else VCGTtype\_signed;
constant integer esize = 8 << UInt(size); constant elements = 64 DIV esize;
constant d = UInt(D:Vd); constant n = UInt(N:Vn); constant m = UInt(M:Vm);
constant regs = if Q == '0' then 1 else 2;
```

### A2

31	30	29	28	27	26	25	24	23	22	21	20	19	18	17	16	15	14	13	12	11	10	9	8	7	6	5	4	3	2	1	0
1	1	1	1	0	0	1	1	0	D	1	sz	Vn				Vd				1	1	1	0	N	Q	M	0	Vm			

#### 64-bit SIMD vector (Q == 0)

```
VCGT{<c>}{<q>}.<dt> {<Dd>, }<Dn>, <Dm>
```

#### 128-bit SIMD vector (Q == 1)

```
VCGT{<c>}{<q>}.<dt> {<Qd>, }<Qn>, <Qm>
```

```
if Q == '1' && (Vd<0> == '1' || Vn<0> == '1' || Vm<0> == '1') then UNDEFINED;
if sz == '1' && !IsFeatureImplemented(FEAT_FP16) then UNDEFINED;
constant vtype = VCGTtype\_fp;
constant integer esize = 32 >> UInt(sz);
constant integer elements = 64 DIV esize;
constant d = UInt(D:Vd); constant n = UInt(N:Vn); constant m = UInt(M:Vm);
constant regs = if Q == '0' then 1 else 2;
```

### T1

15	14	13	12	11	10	9	8	7	6	5	4	3	2	1	0	15	14	13	12	11	10	9	8	7	6	5	4	3	2	1	0
1	1	1	U	1	1	1	1	0	D	size	Vn				Vd				0	0	1	1	N	Q	M	0	Vm				

64-bit SIMD vector (Q == 0)

```
VCGT{<c>}{<q>}.<dt> {<Dd>, }<Dn>, <Dm>
```

128-bit SIMD vector (Q == 1)

```
VCGT{<c>}{<q>}.<dt> {<Qd>, }<Qn>, <Qm>
```

```
if Q == '1' && (Vd<0> == '1' || Vn<0> == '1' || Vm<0> == '1') then UNDEFINED;
if size == '11' then UNDEFINED;
constant vtype = if U == '1' then VCGTtype\_unsigned else VCGTtype\_signed;
constant integer esize = 8 << UInt(size); constant elements = 64 DIV esize;
constant d = UInt(D:Vd); constant n = UInt(N:Vn); constant m = UInt(M:Vm);
constant regs = if Q == '0' then 1 else 2;
```

T2

15	14	13	12	11	10	9	8	7	6	5	4	3	2	1	0	15	14	13	12	11	10	9	8	7	6	5	4	3	2	1	0
1	1	1	1	1	1	1	1	0	D	1	sz	Vn			Vd			1	1	1	0	N	Q	M	0	Vm					

64-bit SIMD vector (Q == 0)

```
VCGT{<c>}{<q>}.<dt> {<Dd>, }<Dn>, <Dm>
```

128-bit SIMD vector (Q == 1)

```
VCGT{<c>}{<q>}.<dt> {<Qd>, }<Qn>, <Qm>
```

```
if Q == '1' && (Vd<0> == '1' || Vn<0> == '1' || Vm<0> == '1') then UNDEFINED;
if sz == '1' && !IsFeatureImplemented(FEAT_FP16) then UNDEFINED;
if sz == '1' && InITBlock() then UNPREDICTABLE;
constant vtype = VCGTtype\_fp;
constant integer esize = 32 >> UInt(sz);
constant integer elements = 64 DIV esize;
constant d = UInt(D:Vd); constant n = UInt(N:Vn); constant m = UInt(M:Vm);
constant regs = if Q == '0' then 1 else 2;
```

CONSTRAINED UNPREDICTABLE behavior

If `sz == '1' && InITBlock()`, then one of the following behaviors must occur:

- The instruction is UNDEFINED.
- The instruction executes as if it passes the Condition code check.
- The instruction executes as NOP. This means it behaves as if it fails the Condition code check.

Assembler Symbols

- <c> For encoding A1 and A2: see [Standard assembler syntax fields](#). This encoding must be unconditional.  
For encoding T1 and T2: see [Standard assembler syntax fields](#).
- <q> See [Standard assembler syntax fields](#).
- <dt> For encoding A1 and T1: is the data type for the elements of the operands, encoded in “U:size”:

U	size	<dt>
0	00	S8
0	01	S16
0	10	S32
1	00	U8
1	01	U16
1	10	U32



For encoding A2 and T2: is the data type for the elements of the vectors, encoded in “sz”:

sz	<dt>
0	F32
1	F16

- <Qd> Is the 128-bit name of the SIMD&FP destination register, encoded in the "D:Vd" field as <Qd>\*2.
- <Qn> Is the 128-bit name of the first SIMD&FP source register, encoded in the "N:Vn" field as <Qn>\*2.
- <Qm> Is the 128-bit name of the second SIMD&FP source register, encoded in the "M:Vm" field as <Qm>\*2.
- <Dd> Is the 64-bit name of the SIMD&FP destination register, encoded in the "D:Vd" field.
- <Dn> Is the 64-bit name of the first SIMD&FP source register, encoded in the "N:Vn" field.
- <Dm> Is the 64-bit name of the second SIMD&FP source register, encoded in the "M:Vm" field.

## Operation

```
if ConditionPassed() then
    EncodingSpecificOperations(); CheckAdvSIMDEnabled();
    for r = 0 to regs-1
        for e = 0 to elements-1
            constant op1 = Elem[D[n+r],e,esize]; constant op2 = Elem[D[m+r],e,esize];
            boolean test_passed;
            case vtype of
                when VCGTtype_signed test_passed = (SInt(op1) > SInt(op2));
                when VCGTtype_unsigned test_passed = (UInt(op1) > UInt(op2));
                when VCGTtype_fp test_passed = FPCompareGT(op1, op2, StandardFPCR());
            Elem[D[d+r],e,esize] = if test_passed then Ones(esize) else Zeros(esize);
```

## Operational information

If CPSR.DIT is 1 and this instruction passes its condition execution check and is operating only on integer vector elements, then the following apply:

- The execution time of this instruction is independent of:
  - The values of the data supplied in any of its registers.
  - The values of the NZCV flags.
- The response of this instruction to asynchronous exceptions does not vary based on:
  - The values of the data supplied in any of its registers.
  - The values of the NZCV flags.

Internal version only: isa v01\_31, pseudocode v2024-03\_rel ; Build timestamp: 2024-03-25T10:05

Copyright © 2010-2024 Arm Limited or its affiliates. All rights reserved. This document is Non-Confidential.

## VCLE (immediate #0)

Vector Compare Less Than or Equal to Zero takes each element in a vector, and compares it with zero. If it is less than or equal to zero, the corresponding element in the destination vector is set to all ones. Otherwise, it is set to all zeros.

The operand vector elements are the same type, and are signed integers or floating-point numbers. The result vector elements are fields the same size as the operand vector elements.

Depending on settings in the [CPACR](#), [NSACR](#), and [HCPTR](#) registers, and the Security state and PE mode in which the instruction is executed, an attempt to execute the instruction might be UNDEFINED, or trapped to Hyp mode. For more information see [Enabling Advanced SIMD and floating-point support](#).

It has encodings from the following instruction sets: A32 ([A1](#)) and T32 ([T1](#)).

### A1

31	30	29	28	27	26	25	24	23	22	21	20	19	18	17	16	15	14	13	12	11	10	9	8	7	6	5	4	3	2	1	0
1	1	1	1	0	0	1	1	1	D	1	1	size	0	1	Vd			0			F	0	1	1	Q	M	0	Vm			

#### 64-bit SIMD vector (Q == 0)

```
VCLE{<c>}{<q>}.<dt> {<Dd>}, <Dm>, #0
```

#### 128-bit SIMD vector (Q == 1)

```
VCLE{<c>}{<q>}.<dt> {<Qd>}, <Qm>, #0
```

```
if size == '11' then UNDEFINED;
if F == '1' && ((size == '01' && !IsFeatureImplemented(FEAT_FP16)) || size == '00') then
    UNDEFINED;
if Q == '1' && (Vd<0> == '1' || Vm<0> == '1') then UNDEFINED;
constant floating_point = (F == '1');
constant integer esize = 8 << UInt(size); constant elements = 64 DIV esize;
constant d = UInt(D:Vd); constant m = UInt(M:Vm); constant regs = if Q == '0' then 1 else 2;
```

### T1

15	14	13	12	11	10	9	8	7	6	5	4	3	2	1	0	15	14	13	12	11	10	9	8	7	6	5	4	3	2	1	0
1	1	1	1	1	1	1	1	1	D	1	1	size	0	1		Vd				0	F	0	1	1	Q	M	0		Vm		

#### 64-bit SIMD vector (Q == 0)

```
VCLE{<c>}{<q>}.<dt> {<Dd>}, <Dm>, #0
```

#### 128-bit SIMD vector (Q == 1)

```
VCLE{<c>}{<q>}.<dt> {<Qd>}, <Qm>, #0
```

```
if size == '11' then UNDEFINED;
if F == '1' && ((size == '01' && !IsFeatureImplemented(FEAT_FP16)) || size == '00') then
    UNDEFINED;
if F == '1' && size == '01' && InITBlock() then UNPREDICTABLE;
if Q == '1' && (Vd<0> == '1' || Vm<0> == '1') then UNDEFINED;
constant floating_point = (F == '1');
constant integer esize = 8 << UInt(size); constant elements = 64 DIV esize;
constant d = UInt(D:Vd); constant m = UInt(M:Vm); constant regs = if Q == '0' then 1 else 2;
```

## CONSTRAINED UNPREDICTABLE behavior

If `F == '1' && size == '01' && InITBlock()`, then one of the following behaviors must occur:

- The instruction is UNDEFINED.
- The instruction executes as if it passes the Condition code check.
- The instruction executes as NOP. This means it behaves as if it fails the Condition code check.

Assembler Symbols

- <c>For encoding A1: see [Standard assembler syntax fields](#). This encoding must be unconditional.  
For encoding T1: see [Standard assembler syntax fields](#).
- <q>See [Standard assembler syntax fields](#).
- <dt>Is the data type for the elements of the operands, encoded in “F:size”:

F	size	<dt>
0	00	S8
0	01	S16
0	10	S32
1	01	F16
1	10	F32
- <Qd>Is the 128-bit name of the SIMD&FP destination register, encoded in the "D:Vd" field as <Qd>\*2.
- <Qm>Is the 128-bit name of the SIMD&FP source register, encoded in the "M:Vm" field as <Qm>\*2.
- <Dd>Is the 64-bit name of the SIMD&FP destination register, encoded in the "D:Vd" field.
- <Dm>Is the 64-bit name of the SIMD&FP source register, encoded in the "M:Vm" field.

Operation

```
if ConditionPassed() then
    EncodingSpecificOperations();
    CheckAdvSIMDEnabled();
    for r = 0 to regs-1
        for e = 0 to elements-1
            boolean test_passed;
            if floating_point then
                constant bits(esize) zero = FPZero('0', esize);
                test_passed = FPCompareGE(zero, Elem[D[m+r],e,esize], StandardFPCR());
            else
                test_passed = (SInt(Elem[D[m+r],e,esize]) <= 0);
            Elem[D[d+r],e,esize] = if test_passed then Ones(esize) else Zeros(esize);
```

Operational information

- If CPSR.DIT is 1 and this instruction passes its condition execution check and is operating only on integer vector elements, then the following apply:
- The execution time of this instruction is independent of:
    - The values of the data supplied in any of its registers.
    - The values of the NZCV flags.
  - The response of this instruction to asynchronous exceptions does not vary based on:
    - The values of the data supplied in any of its registers.
    - The values of the NZCV flags.

VCLE (register)

Vector Compare Less Than or Equal takes each element in a vector, and compares it with the corresponding element of a second vector. If the first is less than or equal to the second, the corresponding element in the destination vector is set to all ones. Otherwise, it is set to all zeros.

This is a pseudo-instruction of [VCGE \(register\)](#). This means:

- The encodings in this description are named to match the encodings of [VCGE \(register\)](#).
  - The assembler syntax is used only for assembly, and is not used on disassembly.
  - The description of [VCGE \(register\)](#) gives the operational pseudocode, any CONSTRAINED UNPREDICTABLE behavior, and any operational information for this instruction.
- It has encodings from the following instruction sets: A32 ( [A1](#) and [A2](#) ) and T32 ( [T1](#) and [T2](#) ).

A1

31	30	29	28	27	26	25	24	23	22	21	20	19	18	17	16	15	14	13	12	11	10	9	8	7	6	5	4	3	2	1	0
1	1	1	1	0	0	1	U	0	D	size	Vn				Vd				0	0	1	1	N	Q	M	1	Vm				

64-bit SIMD vector (Q == 0)

VCLE{<c>}{<q>}.<dt> {<Dd>, }<Dn>, <Dm>

is equivalent to

VCGE{<c>}{<q>}.<dt> <Dd>, <Dm>, <Dn>

128-bit SIMD vector (Q == 1)

VCLE{<c>}{<q>}.<dt> {<Qd>, }<Qn>, <Qm>

is equivalent to

VCGE{<c>}{<q>}.<dt> <Qd>, <Qm>, <Qn>

A2

31	30	29	28	27	26	25	24	23	22	21	20	19	18	17	16	15	14	13	12	11	10	9	8	7	6	5	4	3	2	1	0
1	1	1	1	0	0	1	1	0	D	0	sz	Vn				Vd				1	1	1	0	N	Q	M	0	Vm			

64-bit SIMD vector (Q == 0)

VCLE{<c>}{<q>}.<dt> {<Dd>, }<Dn>, <Dm>

is equivalent to

VCGE{<c>}{<q>}.<dt> <Dd>, <Dm>, <Dn>

128-bit SIMD vector (Q == 1)

VCLE{<c>}{<q>}.<dt> {<Qd>, }<Qn>, <Qm>

is equivalent to

VCGE{<c>}{<q>}.<dt> <Qd>, <Qm>, <Qn>

T1

15	14	13	12	11	10	9	8	7	6	5	4	3	2	1	0	15	14	13	12	11	10	9	8	7	6	5	4	3	2	1	0
1	1	1	U	1	1	1	1	0	D	size	Vn				Vd				0	0	1	1	N	Q	M	1	Vm				

64-bit SIMD vector (Q == 0)

```
VCLE{<c>}{<q>}.<dt> {<Dd>, }<Dn>, <Dm>
```

is equivalent to

```
VCGE{<c>}{<q>}.<dt> <Dd>, <Dm>, <Dn>
```

128-bit SIMD vector (Q == 1)

```
VCLE{<c>}{<q>}.<dt> {<Qd>, }<Qn>, <Qm>
```

is equivalent to

```
VCGE{<c>}{<q>}.<dt> <Qd>, <Qm>, <Qn>
```

T2

15	14	13	12	11	10	9	8	7	6	5	4	3	2	1	0	15	14	13	12	11	10	9	8	7	6	5	4	3	2	1	0
1	1	1	1	1	1	1	1	0	D	0	sz	Vn			Vd			1	1	1	0	N	Q	M	0	Vm					

64-bit SIMD vector (Q == 0)

```
VCLE{<c>}{<q>}.<dt> {<Dd>, }<Dn>, <Dm>
```

is equivalent to

```
VCGE{<c>}{<q>}.<dt> <Dd>, <Dm>, <Dn>
```

128-bit SIMD vector (Q == 1)

```
VCLE{<c>}{<q>}.<dt> {<Qd>, }<Qn>, <Qm>
```

is equivalent to

```
VCGE{<c>}{<q>}.<dt> <Qd>, <Qm>, <Qn>
```

Assembler Symbols

- <Dm> Is the 64-bit name of the second SIMD&FP source register, encoded in the "M:Vm" field.
- <Dn> Is the 64-bit name of the first SIMD&FP source register, encoded in the "N:Vn" field.
- <Qm> Is the 128-bit name of the second SIMD&FP source register, encoded in the "M:Vm" field as <Qm>\*2.
- <Qn> Is the 128-bit name of the first SIMD&FP source register, encoded in the "N:Vn" field as <Qn>\*2.
- <c> For encoding A1 and A2: see *Standard assembler syntax fields*. This encoding must be unconditional.  
For encoding T1 and T2: see *Standard assembler syntax fields*.
- <q> See *Standard assembler syntax fields*.
- <dt> For encoding A1 and T1: is the data type for the elements of the operands, encoded in “U:size”:

U	size	<dt>
0	00	S8
0	01	S16
0	10	S32
1	00	U8
1	01	U16
1	10	U32

For encoding A2 and T2: is the data type for the elements of the vectors, encoded in “sz”:

sz	<dt>
0	F32
1	F16

<Qd> Is the 128-bit name of the SIMD&FP destination register, encoded in the "D:Vd" field as <Qd>\*2.

<Dd> Is the 64-bit name of the SIMD&FP destination register, encoded in the "D:Vd" field.

## Operation

The description of [VCGE \(register\)](#) gives the operational pseudocode for this instruction.

## Operational information

The description of [VCGE\\_r](#) gives the operational pseudocode for this instruction.

Internal version only: isa v01\_31, pseudocode v2024-03\_rel ; Build timestamp: 2024-03-25T10:05

Copyright © 2010-2024 Arm Limited or its affiliates. All rights reserved. This document is Non-Confidential.

# VCLS

Vector Count Leading Sign Bits counts the number of consecutive bits following the topmost bit, that are the same as the topmost bit, in each element in a vector, and places the results in a second vector. The count does not include the topmost bit itself.

The operand vector elements can be any one of 8-bit, 16-bit, or 32-bit signed integers.

The result vector elements are the same data type as the operand vector elements.

Depending on settings in the *CPACR*, *NSACR*, and *HCPTTR* registers, and the Security state and PE mode in which the instruction is executed, an attempt to execute the instruction might be UNDEFINED, or trapped to Hyp mode. For more information see *Enabling Advanced SIMD and floating-point support*.

It has encodings from the following instruction sets: A32 ( [A1](#) ) and T32 ( [T1](#) ).

## A1

31	30	29	28	27	26	25	24	23	22	21	20	19	18	17	16	15	14	13	12	11	10	9	8	7	6	5	4	3	2	1	0
1	1	1	1	0	0	1	1	1	D	1	1	size	0	0	Vd			0	1	0	0	0	Q	M	0	Vm					

### 64-bit SIMD vector (Q == 0)

VCLS{<c>}{<q>}.<dt> <Dd>, <Dm>

### 128-bit SIMD vector (Q == 1)

VCLS{<c>}{<q>}.<dt> <Qd>, <Qm>

```
if size == '11' then UNDEFINED;
if Q == '1' && (Vd<0> == '1' || Vm<0> == '1') then UNDEFINED;
constant integer esize = 8 << UInt(size); constant elements = 64 DIV esize;
constant d = UInt(D:Vd); constant m = UInt(M:Vm); constant regs = if Q == '0' then 1 else 2;
```

## T1

15	14	13	12	11	10	9	8	7	6	5	4	3	2	1	0	15	14	13	12	11	10	9	8	7	6	5	4	3	2	1	0
1	1	1	1	1	1	1	1	1	D	1	1	size	0	0		Vd				0	1	0	0	0	Q	M	0		Vm		

### 64-bit SIMD vector (Q == 0)

VCLS{<c>}{<q>}.<dt> <Dd>, <Dm>

### 128-bit SIMD vector (Q == 1)

VCLS{<c>}{<q>}.<dt> <Qd>, <Qm>

```
if size == '11' then UNDEFINED;
if Q == '1' && (Vd<0> == '1' || Vm<0> == '1') then UNDEFINED;
constant integer esize = 8 << UInt(size); constant elements = 64 DIV esize;
constant d = UInt(D:Vd); constant m = UInt(M:Vm); constant regs = if Q == '0' then 1 else 2;
```

## Assembler Symbols

- <c> For encoding A1: see *Standard assembler syntax fields*. This encoding must be unconditional.  
For encoding T1: see *Standard assembler syntax fields*.
- <q> See *Standard assembler syntax fields*.
- <dt> Is the data type for the elements of the operands, encoded in “size”:

size	<dt>
00	S8
01	S16
10	S32
11	RESERVED

- <Qd> Is the 128-bit name of the SIMD&FP destination register, encoded in the "D:Vd" field as <Qd>\*2.
- <Qm> Is the 128-bit name of the SIMD&FP source register, encoded in the "M:Vm" field as <Qm>\*2.
- <Dd> Is the 64-bit name of the SIMD&FP destination register, encoded in the "D:Vd" field.
- <Dm> Is the 64-bit name of the SIMD&FP source register, encoded in the "M:Vm" field.

## Operation

```
if ConditionPassed() then
    EncodingSpecificOperations(); CheckAdvSIMDEnabled();
    for r = 0 to regs-1
        for e = 0 to elements-1
            Elem[D[d+r],e,esize] = CountLeadingSignBits(Elem[D[m+r],e,esize])<esize-1:0>;
```

## Operational information

If CPSR.DIT is 1 and this instruction passes its condition execution check:

- The execution time of this instruction is independent of:
  - The values of the data supplied in any of its registers.
  - The values of the NZCV flags.
- The response of this instruction to asynchronous exceptions does not vary based on:
  - The values of the data supplied in any of its registers.
  - The values of the NZCV flags.

Internal version only: isa v01\_31, pseudocode v2024-03\_rel ; Build timestamp: 2024-03-25T10:05

Copyright © 2010-2024 Arm Limited or its affiliates. All rights reserved. This document is Non-Confidential.



## VCLT (immediate #0)

Vector Compare Less Than Zero takes each element in a vector, and compares it with zero. If it is less than zero, the corresponding element in the destination vector is set to all ones. Otherwise, it is set to all zeros.

The operand vector elements are the same type, and are signed integers or floating-point numbers. The result vector elements are fields the same size as the operand vector elements.

Depending on settings in the [CPACR](#), [NSACR](#), and [HCPTR](#) registers, and the Security state and PE mode in which the instruction is executed, an attempt to execute the instruction might be UNDEFINED, or trapped to Hyp mode. For more information see [Enabling Advanced SIMD and floating-point support](#).

It has encodings from the following instruction sets: A32 ([A1](#)) and T32 ([T1](#)).

### A1

31	30	29	28	27	26	25	24	23	22	21	20	19	18	17	16	15	14	13	12	11	10	9	8	7	6	5	4	3	2	1	0
1	1	1	1	0	0	1	1	1	D	1	1	size	0	1	Vd			0	F	1	0	0	Q	M	0	Vm					

#### 64-bit SIMD vector (Q == 0)

```
VCLT{<c>}{<q>}.<dt> {<Dd>}, <Dm>, #0
```

#### 128-bit SIMD vector (Q == 1)

```
VCLT{<c>}{<q>}.<dt> {<Qd>}, <Qm>, #0
```

```
if size == '11' then UNDEFINED;
if F == '1' && ((size == '01' && !IsFeatureImplemented(FEAT_FP16)) || size == '00') then
    UNDEFINED;
if Q == '1' && (Vd<0> == '1' || Vm<0> == '1') then UNDEFINED;
constant floating_point = (F == '1');
constant integer esize = 8 << UInt(size); constant elements = 64 DIV esize;
constant d = UInt(D:Vd); constant m = UInt(M:Vm); constant regs = if Q == '0' then 1 else 2;
```

### T1

15	14	13	12	11	10	9	8	7	6	5	4	3	2	1	0	15	14	13	12	11	10	9	8	7	6	5	4	3	2	1	0
1	1	1	1	1	1	1	1	1	D	1	1	size	0	1		Vd				0	F	1	0	0	Q	M	0		Vm		

#### 64-bit SIMD vector (Q == 0)

```
VCLT{<c>}{<q>}.<dt> {<Dd>}, <Dm>, #0
```

#### 128-bit SIMD vector (Q == 1)

```
VCLT{<c>}{<q>}.<dt> {<Qd>}, <Qm>, #0
```

```
if size == '11' then UNDEFINED;
if F == '1' && ((size == '01' && !IsFeatureImplemented(FEAT_FP16)) || size == '00') then
    UNDEFINED;
if F == '1' && size == '01' && InITBlock() then UNPREDICTABLE;
if Q == '1' && (Vd<0> == '1' || Vm<0> == '1') then UNDEFINED;
constant floating_point = (F == '1');
constant integer esize = 8 << UInt(size); constant elements = 64 DIV esize;
constant d = UInt(D:Vd); constant m = UInt(M:Vm); constant regs = if Q == '0' then 1 else 2;
```

## CONSTRAINED UNPREDICTABLE behavior

If `F == '1' && size == '01' && InITBlock()`, then one of the following behaviors must occur:

- The instruction is UNDEFINED.
- The instruction executes as if it passes the Condition code check.
- The instruction executes as NOP. This means it behaves as if it fails the Condition code check.

Assembler Symbols

- <c> For encoding A1: see [Standard assembler syntax fields](#). This encoding must be unconditional.  
For encoding T1: see [Standard assembler syntax fields](#).
- <q> See [Standard assembler syntax fields](#).
- <dt> Is the data type for the elements of the operands, encoded in “F:size”:

F	size	<dt>
0	00	S8
0	01	S16
0	10	S32
1	01	F16
1	10	F32

- <Qd> Is the 128-bit name of the SIMD&FP destination register, encoded in the "D:Vd" field as <Qd>\*2.
- <Qm> Is the 128-bit name of the SIMD&FP source register, encoded in the "M:Vm" field as <Qm>\*2.
- <Dd> Is the 64-bit name of the SIMD&FP destination register, encoded in the "D:Vd" field.
- <Dm> Is the 64-bit name of the SIMD&FP source register, encoded in the "M:Vm" field.

Operation

```
if ConditionPassed() then
    EncodingSpecificOperations(); CheckAdvSIMDEnabled();
    for r = 0 to regs-1
        for e = 0 to elements-1
            boolean test_passed;
            if floating_point then
                constant bits(esize) zero = FPZero('0', esize);
                test_passed = FPCompareGT(zero, Elem[D[m+r],e,esize], StandardFPCR());
            else
                test_passed = (SInt(Elem[D[m+r],e,esize]) < 0);
            Elem[D[d+r],e,esize] = if test_passed then Ones(esize) else Zeros(esize);
```

Operational information

- If CPSR.DIT is 1 and this instruction passes its condition execution check and is operating only on integer vector elements, then the following apply:
- The execution time of this instruction is independent of:
    - The values of the data supplied in any of its registers.
    - The values of the NZCV flags.
  - The response of this instruction to asynchronous exceptions does not vary based on:
    - The values of the data supplied in any of its registers.
    - The values of the NZCV flags.

## VCLT (register)

Vector Compare Less Than takes each element in a vector, and compares it with the corresponding element of a second vector. If the first is less than the second, the corresponding element in the destination vector is set to all ones. Otherwise, it is set to all zeros.

This is a pseudo-instruction of [VCGT \(register\)](#). This means:

- The encodings in this description are named to match the encodings of [VCGT \(register\)](#).
- The assembler syntax is used only for assembly, and is not used on disassembly.
- The description of [VCGT \(register\)](#) gives the operational pseudocode, any CONSTRAINED UNPREDICTABLE behavior, and any operational information for this instruction.

It has encodings from the following instruction sets: A32 ( [A1](#) and [A2](#) ) and T32 ( [T1](#) and [T2](#) ).

### A1

31	30	29	28	27	26	25	24	23	22	21	20	19	18	17	16	15	14	13	12	11	10	9	8	7	6	5	4	3	2	1	0
1	1	1	1	0	0	1	U	0	D	size	Vn			Vd			0 0 1 1			N	Q	M	0	Vm							

#### 64-bit SIMD vector (Q == 0)

VCLT{<c>}{<q>}.<dt> {<Dd>, }<Dn>, <Dm>

is equivalent to

VCGT{<c>}{<q>}.<dt> <Dd>, <Dm>, <Dn>

#### 128-bit SIMD vector (Q == 1)

VCLT{<c>}{<q>}.<dt> {<Qd>, }<Qn>, <Qm>

is equivalent to

VCGT{<c>}{<q>}.<dt> <Qd>, <Qm>, <Qn>

### A2

31	30	29	28	27	26	25	24	23	22	21	20	19	18	17	16	15	14	13	12	11	10	9	8	7	6	5	4	3	2	1	0
1	1	1	1	0	0	1	1	0	D	1	sz	Vn			Vd			1	1	1	0	N	Q	M	0	Vm					

#### 64-bit SIMD vector (Q == 0)

VCLT{<c>}{<q>}.<dt> {<Dd>, }<Dn>, <Dm>

is equivalent to

VCGT{<c>}{<q>}.<dt> <Dd>, <Dm>, <Dn>

#### 128-bit SIMD vector (Q == 1)

VCLT{<c>}{<q>}.<dt> {<Qd>, }<Qn>, <Qm>

is equivalent to

VCGT{<c>}{<q>}.<dt> <Qd>, <Qm>, <Qn>

### T1

15	14	13	12	11	10	9	8	7	6	5	4	3	2	1	0	15	14	13	12	11	10	9	8	7	6	5	4	3	2	1	0
1	1	1	U	1	1	1	1	0	D	size	Vn				Vd				0	0	1	1	N	Q	M	0	Vm				

64-bit SIMD vector (Q == 0)

```
VCLT{<c>}{<q>}.<dt> {<Dd>, }<Dn>, <Dm>
```

is equivalent to

```
VCGT{<c>}{<q>}.<dt> <Dd>, <Dm>, <Dn>
```

128-bit SIMD vector (Q == 1)

```
VCLT{<c>}{<q>}.<dt> {<Qd>, }<Qn>, <Qm>
```

is equivalent to

```
VCGT{<c>}{<q>}.<dt> <Qd>, <Qm>, <Qn>
```

T2

15	14	13	12	11	10	9	8	7	6	5	4	3	2	1	0	15	14	13	12	11	10	9	8	7	6	5	4	3	2	1	0
1	1	1	1	1	1	1	1	0	D	1	sz	Vn				Vd			1	1	1	0	N	Q	M	0	Vm				

64-bit SIMD vector (Q == 0)

```
VCLT{<c>}{<q>}.<dt> {<Dd>, }<Dn>, <Dm>
```

is equivalent to

```
VCGT{<c>}{<q>}.<dt> <Dd>, <Dm>, <Dn>
```

128-bit SIMD vector (Q == 1)

```
VCLT{<c>}{<q>}.<dt> {<Qd>, }<Qn>, <Qm>
```

is equivalent to

```
VCGT{<c>}{<q>}.<dt> <Qd>, <Qm>, <Qn>
```

Assembler Symbols

- <Dm> Is the 64-bit name of the second SIMD&FP source register, encoded in the "M:Vm" field.
- <Dn> Is the 64-bit name of the first SIMD&FP source register, encoded in the "N:Vn" field.
- <Qm> Is the 128-bit name of the second SIMD&FP source register, encoded in the "M:Vm" field as <Qm>\*2.
- <Qn> Is the 128-bit name of the first SIMD&FP source register, encoded in the "N:Vn" field as <Qn>\*2.
- <c> For encoding A1 and A2: see *Standard assembler syntax fields*. This encoding must be unconditional.  
For encoding T1 and T2: see *Standard assembler syntax fields*.
- <q> See *Standard assembler syntax fields*.
- <dt> For encoding A1 and T1: is the data type for the elements of the operands, encoded in “U:size”:

U	size	<dt>
0	00	S8
0	01	S16
0	10	S32
1	00	U8
1	01	U16
1	10	U32

For encoding A2 and T2: is the data type for the elements of the vectors, encoded in “sz”:

sz	<dt>
0	F32
1	F16

<Qd> Is the 128-bit name of the SIMD&FP destination register, encoded in the "D:Vd" field as <Qd>\*2.

<Dd> Is the 64-bit name of the SIMD&FP destination register, encoded in the "D:Vd" field.

## Operation

The description of [VCGT \(register\)](#) gives the operational pseudocode for this instruction.

## Operational information

The description of [VCGT\\_r](#) gives the operational pseudocode for this instruction.

Internal version only: isa v01\_31, pseudocode v2024-03\_rel ; Build timestamp: 2024-03-25T10:05

Copyright © 2010-2024 Arm Limited or its affiliates. All rights reserved. This document is Non-Confidential.

## VCLZ

Vector Count Leading Zeros counts the number of consecutive zeros, starting from the most significant bit, in each element in a vector, and places the results in a second vector.

The operand vector elements can be any one of 8-bit, 16-bit, or 32-bit integers. There is no distinction between signed and unsigned integers.

The result vector elements are the same data type as the operand vector elements.

Depending on settings in the [CPACR](#), [NSACR](#), and [HCPTR](#) registers, and the Security state and PE mode in which the instruction is executed, an attempt to execute the instruction might be UNDEFINED, or trapped to Hyp mode. For more information see [Enabling Advanced SIMD and floating-point support](#).

It has encodings from the following instruction sets: A32 ( [A1](#) ) and T32 ( [T1](#) ).

### A1

31	30	29	28	27	26	25	24	23	22	21	20	19	18	17	16	15	14	13	12	11	10	9	8	7	6	5	4	3	2	1	0
1	1	1	1	0	0	1	1	1	D	1	1	size	0	0		Vd				0	1	0	0	1	Q	M	0		Vm		

#### 64-bit SIMD vector (Q == 0)

VCLZ{<c>}{<q>}.<dt> <Dd>, <Dm>

#### 128-bit SIMD vector (Q == 1)

VCLZ{<c>}{<q>}.<dt> <Qd>, <Qm>

```
if size == '11' then UNDEFINED;
if Q == '1' && (Vd<0> == '1' || Vm<0> == '1') then UNDEFINED;
constant integer esize = 8 << UInt(size); constant elements = 64 DIV esize;
constant d = UInt(D:Vd); constant m = UInt(M:Vm); constant regs = if Q == '0' then 1 else 2;
```

### T1

15	14	13	12	11	10	9	8	7	6	5	4	3	2	1	0	15	14	13	12	11	10	9	8	7	6	5	4	3	2	1	0
1	1	1	1	1	1	1	1	1	D	1	1	size	0	0		Vd				0	1	0	0	1	Q	M	0		Vm		

#### 64-bit SIMD vector (Q == 0)

VCLZ{<c>}{<q>}.<dt> <Dd>, <Dm>

#### 128-bit SIMD vector (Q == 1)

VCLZ{<c>}{<q>}.<dt> <Qd>, <Qm>

```
if size == '11' then UNDEFINED;
if Q == '1' && (Vd<0> == '1' || Vm<0> == '1') then UNDEFINED;
constant integer esize = 8 << UInt(size); constant elements = 64 DIV esize;
constant d = UInt(D:Vd); constant m = UInt(M:Vm); constant regs = if Q == '0' then 1 else 2;
```

## Assembler Symbols

- <c> For encoding A1: see [Standard assembler syntax fields](#). This encoding must be unconditional.  
For encoding T1: see [Standard assembler syntax fields](#).
- <q> See [Standard assembler syntax fields](#).
- <dt> Is the data type for the elements of the operands, encoded in “size”:

size	<dt>
00	I8
01	I16
10	I32
11	RESERVED

- <Qd> Is the 128-bit name of the SIMD&FP destination register, encoded in the "D:Vd" field as <Qd>\*2.
- <Qm> Is the 128-bit name of the SIMD&FP source register, encoded in the "M:Vm" field as <Qm>\*2.
- <Dd> Is the 64-bit name of the SIMD&FP destination register, encoded in the "D:Vd" field.
- <Dm> Is the 64-bit name of the SIMD&FP source register, encoded in the "M:Vm" field.

## Operation

```
if ConditionPassed() then
    EncodingSpecificOperations(); CheckAdvSIMDEnabled();
    for r = 0 to regs-1
        for e = 0 to elements-1
            Elem[D[d+r],e,esize] = CountLeadingZeroBits(Elem[D[m+r],e,esize])<esize-1:0>;
```

## Operational information

If CPSR.DIT is 1 and this instruction passes its condition execution check:

- The execution time of this instruction is independent of:
  - The values of the data supplied in any of its registers.
  - The values of the NZCV flags.
- The response of this instruction to asynchronous exceptions does not vary based on:
  - The values of the data supplied in any of its registers.
  - The values of the NZCV flags.

Internal version only: isa v01\_31, pseudocode v2024-03\_rel ; Build timestamp: 2024-03-25T10:05

Copyright © 2010-2024 Arm Limited or its affiliates. All rights reserved. This document is Non-Confidential.

## VCMLA

Vector Complex Multiply Accumulate.

This instruction operates on complex numbers that are represented in SIMD&FP registers as pairs of elements, with the more significant element holding the imaginary part of the number and the less significant element holding the real part of the number. Each element holds a floating-point value. It performs the following computation on the corresponding complex number element pairs from the two source registers and the destination register:

- Considering the complex number from the second source register on an Argand diagram, the number is rotated counterclockwise by 0, 90, 180, or 270 degrees.
- The two elements of the transformed complex number are multiplied by:
  - The real element of the complex number from the first source register, if the transformation was a rotation by 0 or 180 degrees.
  - The imaginary element of the complex number from the first source register, if the transformation was a rotation by 90 or 270 degrees.
- The complex number resulting from that multiplication is added to the complex number from the destination register.

The multiplication and addition operations are performed as a fused multiply-add, without any intermediate rounding.

Depending on settings in the *CPACR*, *NSACR*, and *HCPT* registers, and the Security state and PE mode in which the instruction is executed, an attempt to execute the instruction might be UNDEFINED, or trapped to Hyp mode. For more information see *Enabling Advanced SIMD and floating-point support*.

It has encodings from the following instruction sets: A32 ( [A1](#) ) and T32 ( [T1](#) ).

### A1

#### (FEAT\_FCMA)

31	30	29	28	27	26	25	24	23	22	21	20	19	18	17	16	15	14	13	12	11	10	9	8	7	6	5	4	3	2	1	0
1	1	1	1	1	1	0	rot		D	1	S	Vn				Vd				1	0	0	0	N	Q	M	0	Vm			

#### 64-bit SIMD vector (Q == 0)

VCMLA{<q>}.<dt> <Dd>, <Dn>, <Dm>, #<rotate>

#### 128-bit SIMD vector (Q == 1)

VCMLA{<q>}.<dt> <Qd>, <Qn>, <Qm>, #<rotate>

```
if !IsFeatureImplemented(FEAT_FCMA) then UNDEFINED;
if Q == '1' && (Vd<0> == '1' || Vn<0> == '1' || Vm<0> == '1') then UNDEFINED;
constant d = UInt(D:Vd); constant n = UInt(N:Vn); constant m = UInt(M:Vm);
constant integer esize = 16 << UInt(S);
if !IsFeatureImplemented(FEAT_FP16) && esize == 16 then UNDEFINED;
constant elements = 64 DIV esize;
constant regs = if Q == '0' then 1 else 2;
```

### T1

#### (FEAT\_FCMA)

15	14	13	12	11	10	9	8	7	6	5	4	3	2	1	0	15	14	13	12	11	10	9	8	7	6	5	4	3	2	1	0
1	1	1	1	1	1	0	rot		D	1	S	Vn				Vd				1	0	0	0	N	Q	M	0	Vm			



64-bit SIMD vector (Q == 0)

```
VCMLA{<q>}.<dt> <Dd>, <Dn>, <Dm>, #<rotate>
```

128-bit SIMD vector (Q == 1)

```
VCMLA{<q>}.<dt> <Qd>, <Qn>, <Qm>, #<rotate>
```

```
if InITBlock() then UNPREDICTABLE;
if !IsFeatureImplemented(FEAT_FCMA) then UNDEFINED;
if Q == '1' && (Vd<0> == '1' || Vn<0> == '1' || Vm<0> == '1') then UNDEFINED;
constant d = UInt(D:Vd); constant n = UInt(N:Vn); constant m = UInt(M:Vm);
constant integer esize = 16 << UInt(S);
if !IsFeatureImplemented(FEAT_FP16) && esize == 16 then UNDEFINED;
constant elements = 64 DIV esize;
constant regs = if Q == '0' then 1 else 2;
```

Assembler Symbols

<q> See *Standard assembler syntax fields*.

<dt> Is the data type for the elements of the vectors, encoded in “S”:

S	<dt>
0	F16
1	F32

<Qd> Is the 128-bit name of the SIMD&FP destination register, encoded in the "D:Vd" field as <Qd>\*2.

<Qn> Is the 128-bit name of the first SIMD&FP source register, encoded in the "N:Vn" field as <Qn>\*2.

<Qm> Is the 128-bit name of the second SIMD&FP source register, encoded in the "M:Vm" field as <Qm>\*2.

<Dd> Is the 64-bit name of the SIMD&FP destination register, encoded in the "D:Vd" field.

<Dn> Is the 64-bit name of the first SIMD&FP source register, encoded in the "N:Vn" field.

<Dm> Is the 64-bit name of the second SIMD&FP source register, encoded in the "M:Vm" field.

<rotate> Is the rotation to be applied to elements in the second SIMD&FP source register, encoded in “rot”:

rot	<rotate>
00	0
01	90
10	180
11	270

## Operation

```
EncodingSpecificOperations();
CheckAdvSIMDEnabled();
constant FPCR_Type fpcr = StandardFPCR();
for r = 0 to regs-1
    constant operand1 = D[n+r];
    constant operand2 = D[m+r];
    constant operand3 = D[d+r];
    for e = 0 to (elements DIV 2)-1
        bits(esize) element1;
        bits(esize) element2;
        bits(esize) element3;
        bits(esize) element4;
        case rot of
            when '00'
                element1 = Elem[operand2,e*2,esize];
                element2 = Elem[operand1,e*2,esize];
                element3 = Elem[operand2,e*2+1,esize];
                element4 = Elem[operand1,e*2,esize];
            when '01'
                element1 = FPNeg(Elem[operand2,e*2+1,esize], fpcr);
                element2 = Elem[operand1,e*2+1,esize];
                element3 = Elem[operand2,e*2,esize];
                element4 = Elem[operand1,e*2+1,esize];
            when '10'
                element1 = FPNeg(Elem[operand2,e*2,esize], fpcr);
                element2 = Elem[operand1,e*2,esize];
                element3 = FPNeg(Elem[operand2,e*2+1,esize], fpcr);
                element4 = Elem[operand1,e*2,esize];
            when '11'
                element1 = Elem[operand2,e*2+1,esize];
                element2 = Elem[operand1,e*2+1,esize];
                element3 = FPNeg(Elem[operand2,e*2,esize], fpcr);
                element4 = Elem[operand1,e*2+1,esize];
        constant result1 = FPMulAdd(Elem[operand3,e*2,esize],element2,element1, fpcr);
        constant result2 = FPMulAdd(Elem[operand3,e*2+1,esize],element4,element3, fpcr);
        Elem[D[d+r],e*2,esize] = result1;
        Elem[D[d+r],e*2+1,esize] = result2;
```

Internal version only: isa v01\_31, pseudocode v2024-03\_rel ; Build timestamp: 2024-03-25T10:05

Copyright © 2010-2024 Arm Limited or its affiliates. All rights reserved. This document is Non-Confidential.

## VCMLA (by element)

Vector Complex Multiply Accumulate (by element).

This instruction operates on complex numbers that are represented in SIMD&FP registers as pairs of elements, with the more significant element holding the imaginary part of the number and the less significant element holding the real part of the number. Each element holds a floating-point value. It performs the following computation on complex numbers from the first source register and the destination register with the specified complex number from the second source register:

- Considering the complex number from the second source register on an Argand diagram, the number is rotated counterclockwise by 0, 90, 180, or 270 degrees.
- The two elements of the transformed complex number are multiplied by:
  - The real element of the complex number from the first source register, if the transformation was a rotation by 0 or 180 degrees.
  - The imaginary element of the complex number from the first source register, if the transformation was a rotation by 90 or 270 degrees.
- The complex number resulting from that multiplication is added to the complex number from the destination register.

The multiplication and addition operations are performed as a fused multiply-add, without any intermediate rounding.

Depending on settings in the *CPACR*, *NSACR*, and *HCPT* registers, and the Security state and PE mode in which the instruction is executed, an attempt to execute the instruction might be UNDEFINED, or trapped to Hyp mode. For more information see *Enabling Advanced SIMD and floating-point support*.

It has encodings from the following instruction sets: A32 ( [A1](#) ) and T32 ( [T1](#) ).

### A1

#### (FEAT\_FCMA)

31	30	29	28	27	26	25	24	23	22	21	20	19	18	17	16	15	14	13	12	11	10	9	8	7	6	5	4	3	2	1	0
1	1	1	1	1	1	1	0	S	D	rot	Vn				Vd				1	0	0	0	N	Q	M	0	Vm				

#### 64-bit SIMD vector of half-precision floating-point (S == 0 && Q == 0)

```
VCMLA{<q>}.F16 <Dd>, <Dn>, <Dm>[<index>], #<rotate>
```

#### 64-bit SIMD vector of single-precision floating-point (S == 1 && Q == 0)

```
VCMLA{<q>}.F32 <Dd>, <Dn>, <Dm>[0], #<rotate>
```

#### 128-bit SIMD vector of half-precision floating-point (S == 0 && Q == 1)

```
VCMLA{<q>}.F16 <Qd>, <Qn>, <Dm>[<index>], #<rotate>
```

#### 128-bit SIMD vector of single-precision floating-point (S == 1 && Q == 1)

```
VCMLA{<q>}.F32 <Qd>, <Qn>, <Dm>[0], #<rotate>
```

```
if !IsFeatureImplemented(FEAT_FCMA) then UNDEFINED;
if Q == '1' && (Vd<0> == '1' || Vn<0> == '1') then UNDEFINED;
constant d = UInt(D:Vd); constant n = UInt(N:Vn);
constant m = if S=='1' then UInt(M:Vm) else UInt(Vm);
constant integer esize = 16 << UInt(S);
if !IsFeatureImplemented(FEAT_FP16) && esize == 16 then UNDEFINED;
constant elements = 64 DIV esize;
constant regs = if Q == '0' then 1 else 2;
constant index = if S=='1' then 0 else UInt(M);
```

### T1

#### (FEAT\_FCMA)

15	14	13	12	11	10	9	8	7	6	5	4	3	2	1	0	15	14	13	12	11	10	9	8	7	6	5	4	3	2	1	0
1	1	1	1	1	1	1	0	S	D	rot	Vn				Vd				1	0	0	0	N	Q	M	0	Vm				

64-bit SIMD vector of half-precision floating-point (S == 0 && Q == 0)

```
VCMLA{<q>}.F16 <Dd>, <Dn>, <Dm>[<index>], #<rotate>
```

64-bit SIMD vector of single-precision floating-point (S == 1 && Q == 0)

```
VCMLA{<q>}.F32 <Dd>, <Dn>, <Dm>[0], #<rotate>
```

128-bit SIMD vector of half-precision floating-point (S == 0 && Q == 1)

```
VCMLA{<q>}.F16 <Qd>, <Qn>, <Dm>[<index>], #<rotate>
```

128-bit SIMD vector of single-precision floating-point (S == 1 && Q == 1)

```
VCMLA{<q>}.F32 <Qd>, <Qn>, <Dm>[0], #<rotate>
```

```
if InITBlock() then UNPREDICTABLE;
if !IsFeatureImplemented(FEAT_FCMA) then UNDEFINED;
if Q == '1' && (Vd<0> == '1' || Vn<0> == '1') then UNDEFINED;
constant d = UInt(D:Vd); constant n = UInt(N:Vn);
constant m = if S=='1' then UInt(M:Vm) else UInt(Vm);
constant integer esize = 16 << UInt(S);
if !IsFeatureImplemented(FEAT_FP16) && esize == 16 then UNDEFINED;
constant elements = 64 DIV esize;
constant regs = if Q == '0' then 1 else 2;
constant index = if S=='1' then 0 else UInt(M);
```

Assembler Symbols

- <q> See *Standard assembler syntax fields*.
- <Qd> Is the 128-bit name of the SIMD&FP destination register, encoded in the "D:Vd" field as <Qd>\*2.
- <Qn> Is the 128-bit name of the first SIMD&FP source register, encoded in the "N:Vn" field as <Qn>\*2.
- <Dd> Is the 64-bit name of the SIMD&FP destination register, encoded in the "D:Vd" field.
- <Dn> Is the 64-bit name of the first SIMD&FP source register, encoded in the "N:Vn" field.
- <Dm> For the half-precision scalar variant: is the 64-bit name of the second SIMD&FP source register, encoded in the "Vm" field.  
For the single-precision scalar variant: is the 64-bit name of the second SIMD&FP source register, encoded in the "M:Vm" field.
- <index> Is the element index in the range 0 to 1, encoded in the "M" field.
- <rotate> Is the rotation to be applied to elements in the second SIMD&FP source register, encoded in “rot”:

rot	<rotate>
00	0
01	90
10	180
11	270

## Operation

```
EncodingSpecificOperations();
CheckAdvSIMDEnabled();
constant FPCR_Type fpcr = StandardFPCR();
for r = 0 to regs-1
    constant operand1 = D[n+r];
    constant operand2 = Din[m];
    constant operand3 = D[d+r];
    for e = 0 to (elements DIV 2)-1
        bits(esize) element1;
        bits(esize) element2;
        bits(esize) element3;
        bits(esize) element4;
        case rot of
            when '00'
                element1 = Elem[operand2,index*2,esize];
                element2 = Elem[operand1,e*2,esize];
                element3 = Elem[operand2,index*2+1,esize];
                element4 = Elem[operand1,e*2+1,esize];
            when '01'
                element1 = FPNeg(Elem[operand2,index*2+1,esize], fpcr);
                element2 = Elem[operand1,e*2+1,esize];
                element3 = Elem[operand2,index*2,esize];
                element4 = Elem[operand1,e*2+1,esize];
            when '10'
                element1 = FPNeg(Elem[operand2,index*2,esize], fpcr);
                element2 = Elem[operand1,e*2,esize];
                element3 = FPNeg(Elem[operand2,index*2+1,esize], fpcr);
                element4 = Elem[operand1,e*2,esize];
            when '11'
                element1 = Elem[operand2,index*2+1,esize];
                element2 = Elem[operand1,e*2+1,esize];
                element3 = FPNeg(Elem[operand2,index*2,esize], fpcr);
                element4 = Elem[operand1,e*2+1,esize];
        constant result1 = FPMulAdd(Elem[operand3,e*2,esize],element2,element1, fpcr);
        constant result2 = FPMulAdd(Elem[operand3,e*2+1,esize],element4,element3,fpcr);
        Elem[D[d+r],e*2,esize] = result1;
        Elem[D[d+r],e*2+1,esize] = result2;
```

Internal version only: isa v01\_31, pseudocode v2024-03\_rel ; Build timestamp: 2024-03-25T10:05

Copyright © 2010-2024 Arm Limited or its affiliates. All rights reserved. This document is Non-Confidential.

## VCMP

Vector Compare compares two floating-point registers, or one floating-point register and zero. It writes the result to the *FPSCR* flags. These are normally transferred to the *PSTATE*.{N, Z, C, V} Condition flags by a subsequent VMRS instruction.

This instruction raises an Invalid Operation floating-point exception if either or both of the operands is a signaling NaN.

Depending on settings in the *CPACR*, *NSACR*, and *HCPTTR* registers, and the Security state and PE mode in which the instruction is executed, an attempt to execute the instruction might be UNDEFINED, or trapped to Hyp mode. For more information see *Enabling Advanced SIMD and floating-point support*.

It has encodings from the following instruction sets: A32 ( [A1](#) and [A2](#) ) and T32 ( [T1](#) and [T2](#) ).

### A1

31	30	29	28	27	26	25	24	23	22	21	20	19	18	17	16	15	14	13	12	11	10	9	8	7	6	5	4	3	2	1	0
!= 1111				1	1	1	0	1	D	1	1	0	1	0	0	Vd				1	0	size		0	1	M	0	Vm			
cond																E															

**Half-precision scalar (size == 01)**  
(FEAT\_FP16)

VCMP{<c>}{<q>}.F16 <Sd>, <Sm>

**Single-precision scalar (size == 10)**

VCMP{<c>}{<q>}.F32 <Sd>, <Sm>

**Double-precision scalar (size == 11)**

VCMP{<c>}{<q>}.F64 <Dd>, <Dm>

```
if size == '00' || (size == '01' && !IsFeatureImplemented(FEAT_FP16)) then UNDEFINED;
if size == '01' && cond != '1110' then UNPREDICTABLE;
constant quiet_nan_exc = (E == '1'); constant with_zero = FALSE;
integer esize;
integer d;
integer m;
case size of
  when '01' esize = 16; d = UInt(Vd:D); m = UInt(Vm:M);
  when '10' esize = 32; d = UInt(Vd:D); m = UInt(Vm:M);
  when '11' esize = 64; d = UInt(D:Vd); m = UInt(M:Vm);
```

### CONSTRAINED UNPREDICTABLE behavior

If `size == '01' && cond != '1110'`, then one of the following behaviors must occur:

- The instruction is UNDEFINED.
- The instruction executes as if it passes the Condition code check.
- The instruction executes as NOP. This means it behaves as if it fails the Condition code check.

### A2

31	30	29	28	27	26	25	24	23	22	21	20	19	18	17	16	15	14	13	12	11	10	9	8	7	6	5	4	3	2	1	0
!= 1111				1	1	1	0	1	D	1	1	0	1	0	1	Vd				1	0	size		0	1	(0)	0	(0)	(0)	(0)	(0)
cond																E															

Half-precision scalar (size == 01)  
(FEAT\_FP16)

```
VCMP{<c>}{<q>}.F16 <Sd>, #0.0
```

Single-precision scalar (size == 10)

```
VCMP{<c>}{<q>}.F32 <Sd>, #0.0
```

Double-precision scalar (size == 11)

```
VCMP{<c>}{<q>}.F64 <Dd>, #0.0
```

```
if size == '00' || (size == '01' && !IsFeatureImplemented(FEAT_FP16)) then UNDEFINED;
if size == '01' && cond != '1110' then UNPREDICTABLE;
constant quiet_nan_exc = (E == '1'); constant with_zero = TRUE;
integer esize;
integer d;
case size of
    when '01' esize = 16; d = UInt(Vd:D);
    when '10' esize = 32; d = UInt(Vd:D);
    when '11' esize = 64; d = UInt(D:Vd);
constant integer m = integer UNKNOWN;
```

CONSTRAINED UNPREDICTABLE behavior

If size == '01' && cond != '1110', then one of the following behaviors must occur:

- The instruction is UNDEFINED.
- The instruction executes as if it passes the Condition code check.
- The instruction executes as NOP. This means it behaves as if it fails the Condition code check.

T1

15	14	13	12	11	10	9	8	7	6	5	4	3	2	1	0	15	14	13	12	11	10	9	8	7	6	5	4	3	2	1	0
1	1	1	0	1	1	1	0	1	D	1	1	0	1	0	0	Vd			1	0	size	0	1	M	0	Vm					
E																															

Half-precision scalar (size == 01)  
(FEAT\_FP16)

```
VCMP{<c>}{<q>}.F16 <Sd>, <Sm>
```

Single-precision scalar (size == 10)

```
VCMP{<c>}{<q>}.F32 <Sd>, <Sm>
```

Double-precision scalar (size == 11)

```
VCMP{<c>}{<q>}.F64 <Dd>, <Dm>
```

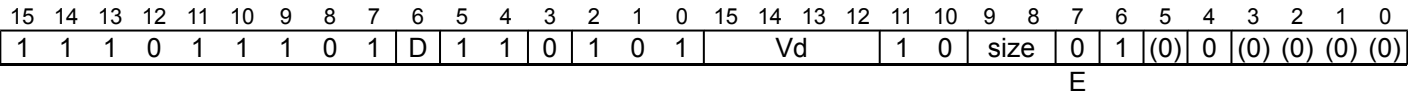
```
if size == '00' || (size == '01' && !IsFeatureImplemented(FEAT_FP16)) then UNDEFINED;
if size == '01' && InITBlock() then UNPREDICTABLE;
constant quiet_nan_exc = (E == '1'); constant with_zero = FALSE;
integer esize;
integer d;
integer m;
case size of
    when '01' esize = 16; d = UInt(Vd:D); m = UInt(Vm:M);
    when '10' esize = 32; d = UInt(Vd:D); m = UInt(Vm:M);
    when '11' esize = 64; d = UInt(D:Vd); m = UInt(M:Vm);
```

CONSTRAINED UNPREDICTABLE behavior

If `size == '01' && InITBlock()`, then one of the following behaviors must occur:

- The instruction is UNDEFINED.
- The instruction executes as if it passes the Condition code check.
- The instruction executes as NOP. This means it behaves as if it fails the Condition code check.

T2



Half-precision scalar (size == 01)  
(FEAT\_FP16)

```
VCMP{<c>}{<q>}.F16 <Sd>, #0.0
```

Single-precision scalar (size == 10)

```
VCMP{<c>}{<q>}.F32 <Sd>, #0.0
```

Double-precision scalar (size == 11)

```
VCMP{<c>}{<q>}.F64 <Dd>, #0.0
```

```
if size == '00' || (size == '01' && !IsFeatureImplemented(FEAT_FP16)) then UNDEFINED;
if size == '01' && InITBlock() then UNPREDICTABLE;
constant quiet_nan_exc = (E == '1'); constant with_zero = TRUE;
integer esize;
integer d;
case size of
    when '01' esize = 16; d = UInt(Vd:D);
    when '10' esize = 32; d = UInt(Vd:D);
    when '11' esize = 64; d = UInt(D:Vd);
constant integer m = integer UNKNOWN;
```

CONSTRAINED UNPREDICTABLE behavior

If `size == '01' && InITBlock()`, then one of the following behaviors must occur:

- The instruction is UNDEFINED.
- The instruction executes as if it passes the Condition code check.
- The instruction executes as NOP. This means it behaves as if it fails the Condition code check.

For more information about the CONSTRAINED UNPREDICTABLE behavior of this instruction, see [Architectural Constraints on UNPREDICTABLE behaviors](#).

Assembler Symbols

- <c> See [Standard assembler syntax fields](#).
- <q> See [Standard assembler syntax fields](#).
- <Sd> Is the 32-bit name of the SIMD&FP destination register, encoded in the "Vd:D" field.
- <Sm> Is the 32-bit name of the SIMD&FP source register, encoded in the "Vm:M" field.
- <Dd> Is the 64-bit name of the SIMD&FP destination register, encoded in the "D:Vd" field.
- <Dm> Is the 64-bit name of the SIMD&FP source register, encoded in the "M:Vm" field.



## Operation

```
if ConditionPassed() then
    EncodingSpecificOperations(); CheckVFPEEnabled(TRUE);
    constant FPCR_Type fpcr = EffectiveFPCR();
    bits(4) nzcvc;
    case esize of
        when 16
            constant bits(16) op16 = if with_zero then FPZero('0', 16) else H[m];
            nzcvc = FPCompare(H[d], op16, quiet_nan_exc, fpcr);
        when 32
            constant bits(32) op32 = if with_zero then FPZero('0', 32) else S[m];
            nzcvc = FPCompare(S[d], op32, quiet_nan_exc, fpcr);
        when 64
            constant bits(64) op64 = if with_zero then FPZero('0', 64) else D[m];
            nzcvc = FPCompare(D[d], op64, quiet_nan_exc, fpcr);

    FPSCR<31:28> = nzcvc; // FPSCR.<N,Z,C,V> set to nzcvc
```

## Operational information

The IEEE 754 standard specifies that the result of a comparison is precisely one of <, ==, > or unordered. If either or both of the operands is a NaN, they are unordered, and all three of (Operand1 < Operand2), (Operand1 == Operand2) and (Operand1 > Operand2) are false. An unordered comparison sets the [FPSCR](#) condition flags to N=0, Z=0, C=1, and V=1.

Internal version only: isa v01\_31, pseudocode v2024-03\_rel ; Build timestamp: 2024-03-25T10:05

Copyright © 2010-2024 Arm Limited or its affiliates. All rights reserved. This document is Non-Confidential.

## VCMPE

Vector Compare, raising Invalid Operation on NaN compares two floating-point registers, or one floating-point register and zero. It writes the result to the *FPSCR* flags. These are normally transferred to the *PSTATE*. {N, Z, C, V} Condition flags by a subsequent VMRS instruction.

This instruction raises an Invalid Operation floating-point exception if either or both of the operands is any type of NaN.

Depending on settings in the *CPACR*, *NSACR*, and *HCPTTR* registers, and the Security state and PE mode in which the instruction is executed, an attempt to execute the instruction might be UNDEFINED, or trapped to Hyp mode. For more information see *Enabling Advanced SIMD and floating-point support*.

It has encodings from the following instruction sets: A32 ( [A1](#) and [A2](#) ) and T32 ( [T1](#) and [T2](#) ).

### A1

31	30	29	28	27	26	25	24	23	22	21	20	19	18	17	16	15	14	13	12	11	10	9	8	7	6	5	4	3	2	1	0
!= 1111				1	1	1	0	1	D	1	1	0	1	0	0	Vd				1	0	size		1	1	M	0	Vm			
cond																E															

#### Half-precision scalar (size == 01) (FEAT\_FP16)

VCMPE{<c>}{<q>}.F16 <Sd>, <Sm>

#### Single-precision scalar (size == 10)

VCMPE{<c>}{<q>}.F32 <Sd>, <Sm>

#### Double-precision scalar (size == 11)

VCMPE{<c>}{<q>}.F64 <Dd>, <Dm>

```
if size == '00' || (size == '01' && !IsFeatureImplemented(FEAT_FP16)) then UNDEFINED;
if size == '01' && cond != '1110' then UNPREDICTABLE;
constant quiet_nan_exc = (E == '1'); constant with_zero = FALSE;
integer esize;
integer d;
integer m;
case size of
  when '01' esize = 16; d = UInt(Vd:D); m = UInt(Vm:M);
  when '10' esize = 32; d = UInt(Vd:D); m = UInt(Vm:M);
  when '11' esize = 64; d = UInt(D:Vd); m = UInt(M:Vm);
```

## CONSTRAINED UNPREDICTABLE behavior

If `size == '01' && cond != '1110'`, then one of the following behaviors must occur:

- The instruction is UNDEFINED.
- The instruction executes as if it passes the Condition code check.
- The instruction executes as NOP. This means it behaves as if it fails the Condition code check.

### A2

31	30	29	28	27	26	25	24	23	22	21	20	19	18	17	16	15	14	13	12	11	10	9	8	7	6	5	4	3	2	1	0
!= 1111				1	1	1	0	1	D	1	1	0	1	0	1	Vd				1	0	size		1	1	(0)	0	(0)	(0)	(0)	(0)
cond																E															

Half-precision scalar (size == 01)  
(FEAT\_FP16)

```
VCMPE{<c>}{<q>}.F16 <Sd>, #0.0
```

Single-precision scalar (size == 10)

```
VCMPE{<c>}{<q>}.F32 <Sd>, #0.0
```

Double-precision scalar (size == 11)

```
VCMPE{<c>}{<q>}.F64 <Dd>, #0.0
```

```
if size == '00' || (size == '01' && !IsFeatureImplemented(FEAT_FP16)) then UNDEFINED;
if size == '01' && cond != '1110' then UNPREDICTABLE;
constant quiet_nan_exc = (E == '1');  constant with_zero = TRUE;
integer esize;
integer d;
case size of
    when '01' esize = 16; d = UInt(Vd:D);
    when '10' esize = 32; d = UInt(Vd:D);
    when '11' esize = 64; d = UInt(D:Vd);
constant integer m = integer UNKNOWN;
```

CONSTRAINED UNPREDICTABLE behavior

If size == '01' && cond != '1110', then one of the following behaviors must occur:

- The instruction is UNDEFINED.
- The instruction executes as if it passes the Condition code check.
- The instruction executes as NOP. This means it behaves as if it fails the Condition code check.

T1

15	14	13	12	11	10	9	8	7	6	5	4	3	2	1	0	15	14	13	12	11	10	9	8	7	6	5	4	3	2	1	0
1	1	1	0	1	1	1	0	1	D	1	1	0	1	0	0	Vd			1	0	size	1	1	M	0	Vm					
																E															

Half-precision scalar (size == 01)  
(FEAT\_FP16)

```
VCMPE{<c>}{<q>}.F16 <Sd>, <Sm>
```

Single-precision scalar (size == 10)

```
VCMPE{<c>}{<q>}.F32 <Sd>, <Sm>
```

Double-precision scalar (size == 11)

```
VCMPE{<c>}{<q>}.F64 <Dd>, <Dm>
```

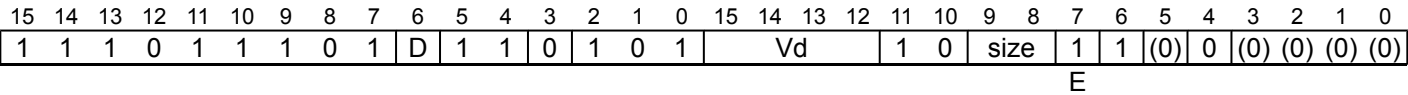
```
if size == '00' || (size == '01' && !IsFeatureImplemented(FEAT_FP16)) then UNDEFINED;
if size == '01' && InITBlock() then UNPREDICTABLE;
constant quiet_nan_exc = (E == '1');  constant with_zero = FALSE;
integer esize;
integer d;
integer m;
case size of
    when '01' esize = 16; d = UInt(Vd:D); m = UInt(Vm:M);
    when '10' esize = 32; d = UInt(Vd:D); m = UInt(Vm:M);
    when '11' esize = 64; d = UInt(D:Vd); m = UInt(M:Vm);
```

CONSTRAINED UNPREDICTABLE behavior

If `size == '01' && InITBlock()`, then one of the following behaviors must occur:

- The instruction is UNDEFINED.
- The instruction executes as if it passes the Condition code check.
- The instruction executes as NOP. This means it behaves as if it fails the Condition code check.

T2



Half-precision scalar (size == 01)  
(FEAT\_FP16)

```
VCMPE{<c>}{<q>}.F16 <Sd>, #0.0
```

Single-precision scalar (size == 10)

```
VCMPE{<c>}{<q>}.F32 <Sd>, #0.0
```

Double-precision scalar (size == 11)

```
VCMPE{<c>}{<q>}.F64 <Dd>, #0.0
```

```
if size == '00' || (size == '01' && !IsFeatureImplemented(FEAT_FP16)) then UNDEFINED;
if size == '01' && InITBlock() then UNPREDICTABLE;
constant quiet_nan_exc = (E == '1'); constant with_zero = TRUE;
integer esize;
integer d;
case size of
    when '01' esize = 16; d = UInt(Vd:D);
    when '10' esize = 32; d = UInt(Vd:D);
    when '11' esize = 64; d = UInt(D:Vd);
constant integer m = integer UNKNOWN;
```

CONSTRAINED UNPREDICTABLE behavior

If `size == '01' && InITBlock()`, then one of the following behaviors must occur:

- The instruction is UNDEFINED.
- The instruction executes as if it passes the Condition code check.
- The instruction executes as NOP. This means it behaves as if it fails the Condition code check.

For more information about the CONSTRAINED UNPREDICTABLE behavior of this instruction, see [Architectural Constraints on UNPREDICTABLE behaviors](#).

Assembler Symbols

- <c> See [Standard assembler syntax fields](#).
- <q> See [Standard assembler syntax fields](#).
- <Sd> Is the 32-bit name of the SIMD&FP destination register, encoded in the "Vd:D" field.
- <Sm> Is the 32-bit name of the SIMD&FP source register, encoded in the "Vm:M" field.
- <Dd> Is the 64-bit name of the SIMD&FP destination register, encoded in the "D:Vd" field.
- <Dm> Is the 64-bit name of the SIMD&FP source register, encoded in the "M:Vm" field.

## Operation

```
if ConditionPassed() then
    EncodingSpecificOperations(); CheckVFPEEnabled(TRUE);
    constant FPCR_Type fpcr = EffectiveFPCR();
    bits(4) nzcvc;
    case esize of
        when 16
            constant bits(16) op16 = if with_zero then FPZero('0', 16) else H[m];
            nzcvc = FPCompare(H[d], op16, quiet_nan_exc, fpcr);
        when 32
            constant bits(32) op32 = if with_zero then FPZero('0', 32) else S[m];
            nzcvc = FPCompare(S[d], op32, quiet_nan_exc, fpcr);
        when 64
            constant bits(64) op64 = if with_zero then FPZero('0', 64) else D[m];
            nzcvc = FPCompare(D[d], op64, quiet_nan_exc, fpcr);

    FPSCR<31:28> = nzcvc; // FPSCR.<N,Z,C,V> set to nzcvc
```

## Operational information

The IEEE 754 standard specifies that the result of a comparison is precisely one of <, ==, > or unordered. If either or both of the operands is a NaN, they are unordered, and all three of (Operand1 < Operand2), (Operand1 == Operand2) and (Operand1 > Operand2) are false. An unordered comparison sets the [FPSCR](#) condition flags to N=0, Z=0, C=1, and V=1.

Internal version only: isa v01\_31, pseudocode v2024-03\_rel ; Build timestamp: 2024-03-25T10:05

Copyright © 2010-2024 Arm Limited or its affiliates. All rights reserved. This document is Non-Confidential.

## VCNT

Vector Count Set Bits counts the number of bits that are one in each element in a vector, and places the results in a second vector.

The operand vector elements must be 8-bit fields.

The result vector elements are 8-bit integers.

Depending on settings in the [CPACR](#), [NSACR](#), and [HCPTR](#) registers, and the Security state and PE mode in which the instruction is executed, an attempt to execute the instruction might be UNDEFINED, or trapped to Hyp mode. For more information see [Enabling Advanced SIMD and floating-point support](#).

It has encodings from the following instruction sets: A32 ( [A1](#) ) and T32 ( [T1](#) ).

### A1

31	30	29	28	27	26	25	24	23	22	21	20	19	18	17	16	15	14	13	12	11	10	9	8	7	6	5	4	3	2	1	0
1	1	1	1	0	0	1	1	1	D	1	1	size	0	0		Vd				0	1	0	1	0	Q	M	0		Vm		

#### 64-bit SIMD vector (Q == 0)

```
VCNT{<c>}{<q>}.8 <Dd>, <Dm> // (Encoded as Q = 0)
```

#### 128-bit SIMD vector (Q == 1)

```
VCNT{<c>}{<q>}.8 <Qd>, <Qm> // (Encoded as Q = 1)
```

```
if size != '00' then UNDEFINED;
if Q == '1' && (Vd<0> == '1' || Vm<0> == '1') then UNDEFINED;
constant integer esize = 8; constant elements = 8;
constant d = UInt(D:Vd); constant m = UInt(M:Vm); constant regs = if Q == '0' then 1 else 2;
```

### T1

15	14	13	12	11	10	9	8	7	6	5	4	3	2	1	0	15	14	13	12	11	10	9	8	7	6	5	4	3	2	1	0
1	1	1	1	1	1	1	1	1	D	1	1	size	0	0		Vd				0	1	0	1	0	Q	M	0		Vm		

#### 64-bit SIMD vector (Q == 0)

```
VCNT{<c>}{<q>}.8 <Dd>, <Dm> // (Encoded as Q = 0)
```

#### 128-bit SIMD vector (Q == 1)

```
VCNT{<c>}{<q>}.8 <Qd>, <Qm> // (Encoded as Q = 1)
```

```
if size != '00' then UNDEFINED;
if Q == '1' && (Vd<0> == '1' || Vm<0> == '1') then UNDEFINED;
constant integer esize = 8; constant elements = 8;
constant d = UInt(D:Vd); constant m = UInt(M:Vm); constant regs = if Q == '0' then 1 else 2;
```

## Assembler Symbols

<c>	For encoding A1: see <a href="#">Standard assembler syntax fields</a> . This encoding must be unconditional. For encoding T1: see <a href="#">Standard assembler syntax fields</a> .
<q>	See <a href="#">Standard assembler syntax fields</a> .
<Qd>	Is the 128-bit name of the SIMD&FP destination register, encoded in the "D:Vd" field as <Qd>*2.
<Qm>	Is the 128-bit name of the SIMD&FP source register, encoded in the "M:Vm" field as <Qm>*2.
<Dd>	Is the 64-bit name of the SIMD&FP destination register, encoded in the "D:Vd" field.
<Dm>	Is the 64-bit name of the SIMD&FP source register, encoded in the "M:Vm" field.

## Operation

```
if ConditionPassed() then
    EncodingSpecificOperations(); CheckAdvSIMDEnabled();
    for r = 0 to regs-1
        for e = 0 to elements-1
            Elem[D[d+r],e,esize] = BitCount(Elem[D[m+r],e,esize])<esize-1:0>;
```

## Operational information

If CPSR.DIT is 1 and this instruction passes its condition execution check:

- The execution time of this instruction is independent of:
  - The values of the data supplied in any of its registers.
  - The values of the NZCV flags.
- The response of this instruction to asynchronous exceptions does not vary based on:
  - The values of the data supplied in any of its registers.
  - The values of the NZCV flags.

Internal version only: isa v01\_31, pseudocode v2024-03\_rel ; Build timestamp: 2024-03-25T10:05

Copyright © 2010-2024 Arm Limited or its affiliates. All rights reserved. This document is Non-Confidential.

## VCVT (between double-precision and single-precision)

Convert between double-precision and single-precision does one of the following:

- Converts the value in a double-precision register to single-precision and writes the result to a single-precision register.
- Converts the value in a single-precision register to double-precision and writes the result to a double-precision register.

Depending on settings in the [CPACR](#), [NSACR](#), [HCPTR](#), and [FPEXC](#) registers, and the Security state and PE mode in which the instruction is executed, an attempt to execute the instruction might be UNDEFINED, or trapped to Hyp mode. For more information see [Enabling Advanced SIMD and floating-point support](#).

It has encodings from the following instruction sets: A32 ([A1](#)) and T32 ([T1](#)).

### A1

31	30	29	28	27	26	25	24	23	22	21	20	19	18	17	16	15	14	13	12	11	10	9	8	7	6	5	4	3	2	1	0
!= 1111				1	1	1	0	1	D	1	1	0	1	1	1	Vd				1	0	1	x	1	1	M	0	Vm			
cond																size															

#### Single-precision to double-precision (size == 10)

```
VCVT{<c>}{<q>}.F64.F32 <Dd>, <Sm>
```

#### Double-precision to single-precision (size == 11)

```
VCVT{<c>}{<q>}.F32.F64 <Sd>, <Dm>
```

```
constant double_to_single = (size == '11');
constant d = if double_to_single then UInt(Vd:D) else UInt(D:Vd);
constant m = if double_to_single then UInt(M:Vm) else UInt(Vm:M);
```

### T1

15	14	13	12	11	10	9	8	7	6	5	4	3	2	1	0	15	14	13	12	11	10	9	8	7	6	5	4	3	2	1	0
1	1	1	0	1	1	1	0	1	D	1	1	0	1	1	1	Vd				1	0	1	x	1	1	M	0	Vm			
size																															

#### Single-precision to double-precision (size == 10)

```
VCVT{<c>}{<q>}.F64.F32 <Dd>, <Sm>
```

#### Double-precision to single-precision (size == 11)

```
VCVT{<c>}{<q>}.F32.F64 <Sd>, <Dm>
```

```
constant double_to_single = (size == '11');
constant d = if double_to_single then UInt(Vd:D) else UInt(D:Vd);
constant m = if double_to_single then UInt(M:Vm) else UInt(Vm:M);
```

## Assembler Symbols

<c>	See <a href="#">Standard assembler syntax fields</a> .
<q>	See <a href="#">Standard assembler syntax fields</a> .
<Sd>	Is the 32-bit name of the SIMD&FP destination register, encoded in the "Vd:D" field.
<Dm>	Is the 64-bit name of the SIMD&FP source register, encoded in the "M:Vm" field.
<Dd>	Is the 64-bit name of the SIMD&FP destination register, encoded in the "D:Vd" field.
<Sm>	Is the 32-bit name of the SIMD&FP source register, encoded in the "Vm:M" field.



## Operation

```
if ConditionPassed() then
    EncodingSpecificOperations(); CheckVFPEEnabled(TRUE);
    if double_to_single then
        S[d] = FPConvert(D[m], EffectiveFPCR(), 32);
    else
        D[d] = FPConvert(S[m], EffectiveFPCR(), 64);
```

Internal version only: isa v01\_31, pseudocode v2024-03\_rel ; Build timestamp: 2024-03-25T10:05

Copyright © 2010-2024 Arm Limited or its affiliates. All rights reserved. This document is Non-Confidential.

## VCVT (between floating-point and fixed-point, Advanced SIMD)

Vector Convert between floating-point and fixed-point converts each element in a vector from floating-point to fixed-point, or from fixed-point to floating-point, and places the results in a second vector.

The vector elements are the same type, and are floating-point numbers or integers. Signed and unsigned integers are distinct.

The floating-point to fixed-point operation uses the Round towards Zero rounding mode. The fixed-point to floating-point operation uses the Round to Nearest rounding mode.

Depending on settings in the [CPACR](#), [NSACR](#), and [HCPTR](#) registers, and the Security state and PE mode in which the instruction is executed, an attempt to execute the instruction might be UNDEFINED, or trapped to Hyp mode. For more information see [Enabling Advanced SIMD and floating-point support](#).

It has encodings from the following instruction sets: A32 ([A1](#)) and T32 ([T1](#)).

### A1

31	30	29	28	27	26	25	24	23	22	21	20	19	18	17	16	15	14	13	12	11	10	9	8	7	6	5	4	3	2	1	0
1	1	1	1	0	0	1	U	1	D	imm6						Vd				1	1	op	0	Q	M	1	Vm				

#### 64-bit SIMD vector (imm6 != 000xxx && Q == 0)

```
VCVT{<c>}{<q>}.<dt1>.<dt2> <Dd>, <Dm>, #<fbits>
```

#### 128-bit SIMD vector (imm6 != 000xxx && Q == 1)

```
VCVT{<c>}{<q>}.<dt1>.<dt2> <Qd>, <Qm>, #<fbits>
```

```
if imm6 IN {'000xxx'} then SEE "Related encodings";
if op<1> == '0' && !IsFeatureImplemented(FEAT_FP16) then UNDEFINED;
if op<1> == '0' && imm6 IN {'10xxxx'} then UNDEFINED;
if imm6 IN {'0xxxxx'} then UNDEFINED;
if Q == '1' && (Vd<0> == '1' || Vm<0> == '1') then UNDEFINED;
constant to_fixed = (op<0> == '1'); constant frac_bits = 64 - UInt(imm6);
constant unsigned = (U == '1');
constant integer esize = 16 << UInt(op<1>);
constant integer elements = 64 DIV esize;
constant d = UInt(D:Vd); constant m = UInt(M:Vm); constant regs = if Q == '0' then 1 else 2;
```

### T1

15	14	13	12	11	10	9	8	7	6	5	4	3	2	1	0	15	14	13	12	11	10	9	8	7	6	5	4	3	2	1	0
1	1	1	U	1	1	1	1	1	D	imm6						Vd				1	1	op	0	Q	M	1	Vm				

#### 64-bit SIMD vector (imm6 != 000xxx && Q == 0)

```
VCVT{<c>}{<q>}.<dt1>.<dt2> <Dd>, <Dm>, #<fbits>
```

#### 128-bit SIMD vector (imm6 != 000xxx && Q == 1)

```
VCVT{<c>}{<q>}.<dt1>.<dt2> <Qd>, <Qm>, #<fbits>
```

```
if imm6 IN {'000xxx'} then SEE "Related encodings";
if op<1> == '0' && !IsFeatureImplemented(FEAT_FP16) then UNDEFINED;
if op<1> == '0' && imm6 IN {'10xxxx'} then UNDEFINED;
if imm6 IN {'0xxxxx'} then UNDEFINED;
if Q == '1' && (Vd<0> == '1' || Vm<0> == '1') then UNDEFINED;
constant to_fixed = (op<0> == '1'); constant frac_bits = 64 - UInt(imm6);
constant unsigned = (U == '1');
constant integer esize = 16 << UInt(op<1>);
constant integer elements = 64 DIV esize;
constant d = UInt(D:Vd); constant m = UInt(M:Vm); constant regs = if Q == '0' then 1 else 2;
```

Related encodings: See [Advanced SIMD one register and modified immediate](#) for the T32 instruction set, or [Advanced SIMD one register and modified immediate](#) for the A32 instruction set.

Assembler Symbols

<c> For encoding A1: see [Standard assembler syntax fields](#). This encoding must be unconditional.  
For encoding T1: see [Standard assembler syntax fields](#).

<q> See [Standard assembler syntax fields](#).

<dt1> Is the data type for the elements of the destination vector, encoded in “op:U”:

op	U	<dt1>
00	x	F16
01	0	S16
01	1	U16
10	x	F32
11	0	S32
11	1	U32

<dt2> Is the data type for the elements of the source vector, encoded in “op:U”:

op	U	<dt2>
00	0	S16
00	1	U16
01	x	F16
10	0	S32
10	1	U32
11	x	F32

<Qd> Is the 128-bit name of the SIMD&FP destination register, encoded in the "D:Vd" field as <Qd>\*2.

<Qm> Is the 128-bit name of the SIMD&FP source register, encoded in the "M:Vm" field as <Qm>\*2.

<Dd> Is the 64-bit name of the SIMD&FP destination register, encoded in the "D:Vd" field.

<Dm> Is the 64-bit name of the SIMD&FP source register, encoded in the "M:Vm" field.

<fbits> The number of fraction bits in the fixed point number, in the range 1 to 32 for 32-bit elements, or in the range 1 to 16 for 16-bit elements:

- (64 - <fbits>) is encoded in imm6.

An assembler can permit an <fbits> value of 0. This is encoded as floating-point to integer or integer to floating-point instruction, see [VCVT \(between floating-point and integer, Advanced SIMD\)](#).

Operation

```
if ConditionPassed() then
    EncodingSpecificOperations();
    bits(esize) result;
    constant FPCR_Type fpcr = StandardFPCR();
    for r = 0 to regs-1
        for e = 0 to elements-1
            constant opl = Elem[D[m+r],e,esize];
            if to_fixed then
                result = FPToFixed(opl, frac_bits, unsigned, fpcr,
                                   FPRounding_ZERO, esize);
            else
                result = FixedToFP(opl, frac_bits, unsigned, fpcr,
                                   FPRounding_TIEEVEN, esize);
            Elem[D[d+r],e,esize] = result;
```

## VCVT (between floating-point and fixed-point, floating-point)

Convert between floating-point and fixed-point converts a value in a register from floating-point to fixed-point, or from fixed-point to floating-point. Software can specify the fixed-point value as either signed or unsigned.

The fixed-point value can be 16-bit or 32-bit. Conversions from fixed-point values take their operand from the low-order bits of the source register and ignore any remaining bits. Signed conversions to fixed-point values sign-extend the result value to the destination register width. Unsigned conversions to fixed-point values zero-extend the result value to the destination register width.

The floating-point to fixed-point operation uses the Round towards Zero rounding mode. The fixed-point to floating-point operation uses the Round to Nearest rounding mode.

Depending on settings in the [CPACR](#), [NSACR](#), [HCPTR](#), and [FPEXC](#) registers, and the Security state and PE mode in which the instruction is executed, an attempt to execute the instruction might be UNDEFINED, or trapped to Hyp mode. For more information see [Enabling Advanced SIMD and floating-point support](#).

It has encodings from the following instruction sets: A32 ( [A1](#) ) and T32 ( [T1](#) ).

### A1

31	30	29	28	27	26	25	24	23	22	21	20	19	18	17	16	15	14	13	12	11	10	9	8	7	6	5	4	3	2	1	0
!= 1111				1	1	1	0	1	D	1	1	1	op	1	U	Vd				1	0	sf		sx	1	i	0	imm4			
cond																															

#### Half-precision scalar (op == 0 && sf == 01) (FEAT\_FP16)

```
VCVT{<c>}{<q>}.F16.<dt> <Sdm>, <Sdm>, #<fbits>
```

#### Half-precision scalar (op == 1 && sf == 01) (FEAT\_FP16)

```
VCVT{<c>}{<q>}.<dt>.F16 <Sdm>, <Sdm>, #<fbits>
```

#### Single-precision scalar (op == 0 && sf == 10)

```
VCVT{<c>}{<q>}.F32.<dt> <Sdm>, <Sdm>, #<fbits>
```

#### Single-precision scalar (op == 1 && sf == 10)

```
VCVT{<c>}{<q>}.<dt>.F32 <Sdm>, <Sdm>, #<fbits>
```

#### Double-precision scalar (op == 0 && sf == 11)

```
VCVT{<c>}{<q>}.F64.<dt> <Ddm>, <Ddm>, #<fbits>
```

#### Double-precision scalar (op == 1 && sf == 11)

```
VCVT{<c>}{<q>}.<dt>.F64 <Ddm>, <Ddm>, #<fbits>
```

```
if sf == '00' || (sf == '01' && !IsFeatureImplemented(FEAT_FP16)) then UNDEFINED;
if sf == '01' && cond != '1110' then UNPREDICTABLE;
constant to_fixed = (op == '1'); constant unsigned = (U == '1');
constant integer size = if sx == '0' then 16 else 32;
constant frac_bits = size - UInt(imm4:i);
integer fp_size;
integer d;
case sf of
  when '01' fp_size = 16; d = UInt(Vd:D);
  when '10' fp_size = 32; d = UInt(Vd:D);
  when '11' fp_size = 64; d = UInt(D:Vd);

if frac_bits < 0 then UNPREDICTABLE;
```

## CONSTRAINED UNPREDICTABLE behavior

If `frac_bits < 0`, then one of the following behaviors must occur:

- The instruction is UNDEFINED.
- The instruction executes as NOP.
- The value in the destination register is UNKNOWN.

### T1

15	14	13	12	11	10	9	8	7	6	5	4	3	2	1	0	15	14	13	12	11	10	9	8	7	6	5	4	3	2	1	0
1	1	1	0	1	1	1	0	1	D	1	1	1	op	1	U	Vd		1 0		sf		sx		1	i	0	imm4				

#### Half-precision scalar (op == 0 && sf == 01) (FEAT\_FP16)

```
VCVT{<c>}{<q>}.F16.<dt> <Sdm>, <Sdm>, #<fbits>
```

#### Half-precision scalar (op == 1 && sf == 01) (FEAT\_FP16)

```
VCVT{<c>}{<q>}.<dt>.F16 <Sdm>, <Sdm>, #<fbits>
```

#### Single-precision scalar (op == 0 && sf == 10)

```
VCVT{<c>}{<q>}.F32.<dt> <Sdm>, <Sdm>, #<fbits>
```

#### Single-precision scalar (op == 1 && sf == 10)

```
VCVT{<c>}{<q>}.<dt>.F32 <Sdm>, <Sdm>, #<fbits>
```

#### Double-precision scalar (op == 0 && sf == 11)

```
VCVT{<c>}{<q>}.F64.<dt> <Ddm>, <Ddm>, #<fbits>
```

#### Double-precision scalar (op == 1 && sf == 11)

```
VCVT{<c>}{<q>}.<dt>.F64 <Ddm>, <Ddm>, #<fbits>
```

```
if sf == '00' || (sf == '01' && !IsFeatureImplemented(FEAT_FP16)) then UNDEFINED;
if sf == '01' && InITBlock() then UNPREDICTABLE;
constant to_fixed = (op == '1'); constant unsigned = (U == '1');
constant integer size = if sx == '0' then 16 else 32;
constant frac_bits = size - UInt(imm4:i);
integer fp_size;
integer d;
case sf of
    when '01' fp_size = 16; d = UInt(Vd:D);
    when '10' fp_size = 32; d = UInt(Vd:D);
    when '11' fp_size = 64; d = UInt(D:Vd);
if frac_bits < 0 then UNPREDICTABLE;
```

## CONSTRAINED UNPREDICTABLE behavior

If `frac_bits < 0`, then one of the following behaviors must occur:

- The instruction is UNDEFINED.
- The instruction executes as NOP.
- The value in the destination register is UNKNOWN.

For more information about the CONSTRAINED UNPREDICTABLE behavior of this instruction, see [Architectural Constraints on UNPREDICTABLE behaviors](#), and particularly [VCVT \(between floating-point and fixed-point\)](#).

Assembler Symbols

- <c> See [Standard assembler syntax fields](#).
- <q> See [Standard assembler syntax fields](#).
- <dt> Is the data type for the fixed-point number, encoded in “U:sx”:

U	sx	<dt>
0	0	S16
0	1	S32
1	0	U16
1	1	U32

- <Sdm> Is the 32-bit name of the SIMD&FP destination and source register, encoded in the "Vd:D" field.
- <Ddm> Is the 64-bit name of the SIMD&FP destination and source register, encoded in the "D:Vd" field.
- <fbits> The number of fraction bits in the fixed-point number:
  - If <dt> is S16 or U16, <fbits> must be in the range 0-16. (16 - <fbits>) is encoded in [imm4, i]
  - If <dt> is S32 or U32, <fbits> must be in the range 1-32. (32 - <fbits>) is encoded in [imm4, i].

Operation

```
if ConditionPassed() then
    EncodingSpecificOperations(); CheckVFPEnabled(TRUE);
    constant FPCR_Type fpcr = EffectiveFPCR();
    if to_fixed then
        bits(size) result;
        case fp_size of
            when 16
                result = FPToFixed(H[d], frac_bits, unsigned, fpcr, FPRounding\_ZERO, size);
                S[d] = Extend(result, 32, unsigned);
            when 32
                result = FPToFixed(S[d], frac_bits, unsigned, fpcr, FPRounding\_ZERO, size);
                S[d] = Extend(result, 32, unsigned);
            when 64
                result = FPToFixed(D[d], frac_bits, unsigned, fpcr, FPRounding\_ZERO, size);
                D[d] = Extend(result, 64, unsigned);
        else
            case fp_size of
                when 16
                    H[d] = FixedToFP(S[d]<size-1:0>, frac_bits, unsigned, fpcr, FPRounding\_TIEEVEN, 16);
                when 32
                    S[d] = FixedToFP(S[d]<size-1:0>, frac_bits, unsigned, fpcr, FPRounding\_TIEEVEN, 32);
                when 64
                    D[d] = FixedToFP(D[d]<size-1:0>, frac_bits, unsigned, fpcr, FPRounding\_TIEEVEN, 64);
```

## VCVT (between floating-point and integer, Advanced SIMD)

Vector Convert between floating-point and integer converts each element in a vector from floating-point to integer, or from integer to floating-point, and places the results in a second vector.

The vector elements are the same type, and are floating-point numbers or integers. Signed and unsigned integers are distinct.

The floating-point to integer operation uses the Round towards Zero rounding mode. The integer to floating-point operation uses the Round to Nearest rounding mode.

Depending on settings in the [CPACR](#), [NSACR](#), and [HCPTR](#) registers, and the Security state and PE mode in which the instruction is executed, an attempt to execute the instruction might be UNDEFINED, or trapped to Hyp mode. For more information see [Enabling Advanced SIMD and floating-point support](#).

It has encodings from the following instruction sets: A32 ([A1](#)) and T32 ([T1](#)).

### A1

31	30	29	28	27	26	25	24	23	22	21	20	19	18	17	16	15	14	13	12	11	10	9	8	7	6	5	4	3	2	1	0
1	1	1	1	0	0	1	1	1	D	1	1	size	1	1		Vd				0	1	1	op	Q	M	0			Vm		

#### 64-bit SIMD vector (Q == 0)

```
VCVT{<c>}{<q>}.<dt1>.<dt2> <Dd>, <Dm>
```

#### 128-bit SIMD vector (Q == 1)

```
VCVT{<c>}{<q>}.<dt1>.<dt2> <Qd>, <Qm>
```

```
if Q == '1' && (Vd<0> == '1' || Vm<0> == '1') then UNDEFINED;
if (size == '01' && !IsFeatureImplemented(FEAT_FP16)) || size IN {'00', '11'} then UNDEFINED;
constant to_integer = (op<1> == '1'); constant unsigned = (op<0> == '1');
constant integer esize = 8 << UInt(size);
constant integer elements = 64 DIV esize;
constant d = UInt(D:Vd); constant m = UInt(M:Vm); constant regs = if Q == '0' then 1 else 2;
```

### T1

15	14	13	12	11	10	9	8	7	6	5	4	3	2	1	0	15	14	13	12	11	10	9	8	7	6	5	4	3	2	1	0
1	1	1	1	1	1	1	1	1	D	1	1	size	1	1		Vd				0	1	1	op	Q	M	0			Vm		

#### 64-bit SIMD vector (Q == 0)

```
VCVT{<c>}{<q>}.<dt1>.<dt2> <Dd>, <Dm>
```

#### 128-bit SIMD vector (Q == 1)

```
VCVT{<c>}{<q>}.<dt1>.<dt2> <Qd>, <Qm>
```

```
if Q == '1' && (Vd<0> == '1' || Vm<0> == '1') then UNDEFINED;
if (size == '01' && !IsFeatureImplemented(FEAT_FP16)) || size IN {'00', '11'} then UNDEFINED;
if size == '01' && InITBlock() then UNPREDICTABLE;
constant to_integer = (op<1> == '1'); constant unsigned = (op<0> == '1');
constant integer esize = 8 << UInt(size);
constant integer elements = 64 DIV esize;
constant d = UInt(D:Vd); constant m = UInt(M:Vm); constant regs = if Q == '0' then 1 else 2;
```

## CONSTRAINED UNPREDICTABLE behavior

If `size == '01' && InITBlock()`, then one of the following behaviors must occur:

- The instruction is UNDEFINED.
- The instruction executes as if it passes the Condition code check.
- The instruction executes as NOP. This means it behaves as if it fails the Condition code check.

Assembler Symbols

- <c>For encoding A1: see [Standard assembler syntax fields](#). This encoding must be unconditional.  
For encoding T1: see [Standard assembler syntax fields](#).
- <q>See [Standard assembler syntax fields](#).
- <dt1>Is the data type for the elements of the destination vector, encoded in “size:op”:

size	op	<dt1>
01	0x	F16
01	10	S16
01	11	U16
10	0x	F32
10	10	S32
10	11	U32

- <dt2>Is the data type for the elements of the source vector, encoded in “size:op”:

size	op	<dt2>
01	00	S16
01	01	U16
01	1x	F16
10	00	S32
10	01	U32
10	1x	F32

- <Qd>Is the 128-bit name of the SIMD&FP destination register, encoded in the "D:Vd" field as <Qd>\*2.
- <Qm>Is the 128-bit name of the SIMD&FP source register, encoded in the "M:Vm" field as <Qm>\*2.
- <Dd>Is the 64-bit name of the SIMD&FP destination register, encoded in the "D:Vd" field.
- <Dm>Is the 64-bit name of the SIMD&FP source register, encoded in the "M:Vm" field.

Operation

```
if ConditionPassed() then
    EncodingSpecificOperations(); CheckAdvSIMDEnabled();
    constant FPCR_Type fpcr = StandardFPCR();
    bits(esize) result;
    for r = 0 to regs-1
        for e = 0 to elements-1
            constant op1 = Elem[D[m+r],e,esize];
            if to_integer then
                result = FPToFixed(op1, 0, unsigned, fpcr, FPRounding\_ZERO, esize);
            else
                result = FixedToFP(op1, 0, unsigned, fpcr, FPRounding\_TIEEVEN, esize);
            Elem[D[d+r],e,esize] = result;
```



## VCVT (between half-precision and single-precision, Advanced SIMD)

Vector Convert between half-precision and single-precision converts each element in a vector from single-precision to half-precision floating-point, or from half-precision to single-precision, and places the results in a second vector.

Depending on settings in the [CPACR](#), [NSACR](#), and [HCPTR](#) registers, and the Security state and PE mode in which the instruction is executed, an attempt to execute the instruction might be UNDEFINED, or trapped to Hyp mode. For more information see [Enabling Advanced SIMD and floating-point support](#).

It has encodings from the following instruction sets: A32 ([A1](#)) and T32 ([T1](#)).

### A1

31	30	29	28	27	26	25	24	23	22	21	20	19	18	17	16	15	14	13	12	11	10	9	8	7	6	5	4	3	2	1	0
1	1	1	1	0	0	1	1	1	D	1	1	size	1	0	Vd			0			1	1	op	0	0	M	0	Vm			

#### Half-precision to single-precision (op == 1)

```
VCVT{<c>}{<q>}.F32.F16 <Qd>, <Dm> // (Encoded as op = 1)
```

#### Single-precision to half-precision (op == 0)

```
VCVT{<c>}{<q>}.F16.F32 <Dd>, <Qm> // (Encoded as op = 0)
```

```
if size != '01' then UNDEFINED;
constant half_to_single = (op == '1');
if half_to_single && Vd<0> == '1' then UNDEFINED;
if !half_to_single && Vm<0> == '1' then UNDEFINED;
constant esize = 16; constant elements = 4;
constant m = UInt(M:Vm); constant d = UInt(D:Vd);
```

### T1

15	14	13	12	11	10	9	8	7	6	5	4	3	2	1	0	15	14	13	12	11	10	9	8	7	6	5	4	3	2	1	0
1	1	1	1	1	1	1	1	1	D	1	1	size	1	0		Vd				0	1	1	op	0	0	M	0		Vm		

#### Half-precision to single-precision (op == 1)

```
VCVT{<c>}{<q>}.F32.F16 <Qd>, <Dm> // (Encoded as op = 1)
```

#### Single-precision to half-precision (op == 0)

```
VCVT{<c>}{<q>}.F16.F32 <Dd>, <Qm> // (Encoded as op = 0)
```

```
if size != '01' then UNDEFINED;
constant half_to_single = (op == '1');
if half_to_single && Vd<0> == '1' then UNDEFINED;
if !half_to_single && Vm<0> == '1' then UNDEFINED;
constant esize = 16; constant elements = 4;
constant m = UInt(M:Vm); constant d = UInt(D:Vd);
```

## Assembler Symbols

<c>	For encoding A1: see <a href="#">Standard assembler syntax fields</a> . This encoding must be unconditional. For encoding T1: see <a href="#">Standard assembler syntax fields</a> .
<q>	See <a href="#">Standard assembler syntax fields</a> .
<Qd>	Is the 128-bit name of the SIMD&FP destination register, encoded in the "D:Vd" field as <Qd>*2.
<Dm>	Is the 64-bit name of the SIMD&FP source register, encoded in the "M:Vm" field.
<Dd>	Is the 64-bit name of the SIMD&FP destination register, encoded in the "D:Vd" field.

<Qm> Is the 128-bit name of the SIMD&FP source register, encoded in the "M:Vm" field as <Qm>\*2.

## Operation

```
if ConditionPassed() then
    EncodingSpecificOperations(); CheckAdvSIMDEnabled();
    constant FPCR_Type fpcr = StandardFPCR();
    for e = 0 to elements-1
        if half_to_single then
            Elem[Q[d>>1],e,32] = FPConvert(Elem[Din[m],e,16], fpcr, 32);
        else
            Elem[D[d],e,16] = FPConvert(Elem[Qin[m>>1],e,32], fpcr, 16);
```

Internal version only: isa v01\_31, pseudocode v2024-03\_rel ; Build timestamp: 2024-03-25T10:05

Copyright © 2010-2024 Arm Limited or its affiliates. All rights reserved. This document is Non-Confidential.

## VCVT (floating-point to integer, floating-point)

Convert floating-point to integer with Round towards Zero converts a value in a register from floating-point to a 32-bit integer, using the Round towards Zero rounding mode, and places the result in a second register.

*VCVT (between floating-point and fixed-point, floating-point)* describes conversions between floating-point and 16-bit integers.

Depending on settings in the *CPACR*, *NSACR*, *HCPTR*, and *FPEXC* registers, and the Security state and PE mode in which the instruction is executed, an attempt to execute the instruction might be UNDEFINED, or trapped to Hyp mode. For more information see *Enabling Advanced SIMD and floating-point support*.

It has encodings from the following instruction sets: A32 ( [A1](#) ) and T32 ( [T1](#) ) .

### A1

31	30	29	28	27	26	25	24	23	22	21	20	19	18	17	16	15	14	13	12	11	10	9	8	7	6	5	4	3	2	1	0
!= 1111				1	1	1	0	1	D	1	1	1	1	0	x	Vd				1	0	size		1	1	M	0	Vm			
cond										opc2										op											

### Half-precision scalar (opc2 == 100 && size == 01) (FEAT\_FP16)

VCVT{<c>}{<q>}.U32.F16 <Sd>, <Sm>

### Half-precision scalar (opc2 == 101 && size == 01) (FEAT\_FP16)

VCVT{<c>}{<q>}.S32.F16 <Sd>, <Sm>

### Single-precision scalar (opc2 == 100 && size == 10)

VCVT{<c>}{<q>}.U32.F32 <Sd>, <Sm>

### Single-precision scalar (opc2 == 101 && size == 10)

VCVT{<c>}{<q>}.S32.F32 <Sd>, <Sm>

### Double-precision scalar (opc2 == 100 && size == 11)

VCVT{<c>}{<q>}.U32.F64 <Sd>, <Dm>

### Double-precision scalar (opc2 == 101 && size == 11)

VCVT{<c>}{<q>}.S32.F64 <Sd>, <Dm>

```
if opc2 != '000' && !(opc2 IN {'10x'}) then SEE "Related encodings";
if size == '00' || (size == '01' && !IsFeatureImplemented(FEAT_FP16)) then UNDEFINED;
if size == '01' && cond != '1110' then UNPREDICTABLE;
integer d;
integer esize;
integer m;
boolean unsigned;
FPRounding rounding;
constant to_integer = (opc2<2> == '1');
boolean zero_rounding;
if to_integer then
    unsigned = (opc2<0> == '0');
    zero_rounding = (op == '1');
    d = UInt(Vd:D);
    case size of
        when '01' esize = 16; m = UInt(Vm:M);
        when '10' esize = 32; m = UInt(Vm:M);
        when '11' esize = 64; m = UInt(M:Vm);
else
    unsigned = (op == '0');
    zero_rounding = FALSE;
    m = UInt(Vm:M);
    case size of
        when '01' esize = 16; d = UInt(Vd:D);
        when '10' esize = 32; d = UInt(Vd:D);
        when '11' esize = 64; d = UInt(D:Vd);
```

## CONSTRAINED UNPREDICTABLE behavior

If size == '01' && cond != '1110', then one of the following behaviors must occur:

- The instruction is UNDEFINED.
- The instruction executes as if it passes the Condition code check.
- The instruction executes as NOP. This means it behaves as if it fails the Condition code check.

## T1

15	14	13	12	11	10	9	8	7	6	5	4	3	2	1	0	15	14	13	12	11	10	9	8	7	6	5	4	3	2	1	0
1	1	1	0	1	1	1	0	1	D	1	1	1	1	0	x	Vd				1	0	size		1	1	M	0	Vm			
opc2																op															

**Half-precision scalar (opc2 == 100 && size == 01)**  
(FEAT\_FP16)

VCVT{<c>}{<q>}.U32.F16 <Sd>, <Sm>

**Half-precision scalar (opc2 == 101 && size == 01)**  
(FEAT\_FP16)

VCVT{<c>}{<q>}.S32.F16 <Sd>, <Sm>

**Single-precision scalar (opc2 == 100 && size == 10)**

VCVT{<c>}{<q>}.U32.F32 <Sd>, <Sm>

**Single-precision scalar (opc2 == 101 && size == 10)**

VCVT{<c>}{<q>}.S32.F32 <Sd>, <Sm>

**Double-precision scalar (opc2 == 100 && size == 11)**

VCVT{<c>}{<q>}.U32.F64 <Sd>, <Dm>

**Double-precision scalar (opc2 == 101 && size == 11)**

VCVT{<c>}{<q>}.S32.F64 <Sd>, <Dm>

```

if opc2 != '000' && !(opc2 IN {'10x'}) then SEE "Related encodings";
if size == '00' || (size == '01' && !IsFeatureImplemented(FEAT_FP16)) then UNDEFINED;
if size == '01' && InITBlock() then UNPREDICTABLE;
integer esize;
integer m;
integer d;
boolean unsigned;
FPRounding rounding;
boolean zero_rounding;
constant to_integer = (opc2<2> == '1');
if to_integer then
    unsigned = (opc2<0> == '0');
    zero_rounding = (op == '1');
    d = UInt(Vd:D);
    case size of
        when '01' esize = 16; m = UInt(Vm:M);
        when '10' esize = 32; m = UInt(Vm:M);
        when '11' esize = 64; m = UInt(M:Vm);
else
    unsigned = (op == '0');
    zero_rounding = FALSE;
    m = UInt(Vm:M);
    case size of
        when '01' esize = 16; d = UInt(Vd:D);
        when '10' esize = 32; d = UInt(Vd:D);
        when '11' esize = 64; d = UInt(D:Vd);

```

## CONSTRAINED UNPREDICTABLE behavior

If `size == '01' && InITBlock()`, then one of the following behaviors must occur:

- The instruction is UNDEFINED.
- The instruction executes as if it passes the Condition code check.

- The instruction executes as NOP. This means it behaves as if it fails the Condition code check.

Related encodings: See [Floating-point data-processing](#) for the T32 instruction set, or [Floating-point data-processing](#) for the A32 instruction set.

## Assembler Symbols

<c>	See <a href="#">Standard assembler syntax fields</a> .
<q>	See <a href="#">Standard assembler syntax fields</a> .
<Sd>	Is the 32-bit name of the SIMD&FP destination register, encoded in the "Vd:D" field.
<Sm>	Is the 32-bit name of the SIMD&FP source register, encoded in the "Vm:M" field.
<Dm>	Is the 64-bit name of the SIMD&FP source register, encoded in the "M:Vm" field.

## Operation

```

if ConditionPassed() then
    EncodingSpecificOperations(); CheckVFPEEnabled(TRUE);
    constant FPCR_Type fpcr = EffectiveFPCR();
    rounding = if zero_rounding then FPRounding\_ZERO else FPRoundingMode(fpcr);
    if to_integer then
        case esize of
            when 16
                S[d] = FPToFixed(H[m], 0, unsigned, fpcr, rounding, 32);
            when 32
                S[d] = FPToFixed(S[m], 0, unsigned, fpcr, rounding, 32);
            when 64
                S[d] = FPToFixed(D[m], 0, unsigned, fpcr, rounding, 32);
    else
        case esize of
            when 16
                H[d] = FixedToFP(S[m], 0, unsigned, fpcr, rounding, 16);
            when 32
                S[d] = FixedToFP(S[m], 0, unsigned, fpcr, rounding, 32);
            when 64
                D[d] = FixedToFP(S[m], 0, unsigned, fpcr, rounding, 64);

```

Internal version only: isa v01\_31, pseudocode v2024-03\_rel ; Build timestamp: 2024-03-25T10:05

Copyright © 2010-2024 Arm Limited or its affiliates. All rights reserved. This document is Non-Confidential.

## VCVT (from single-precision to BFloat16, Advanced SIMD)

Vector Convert from single-precision to BFloat16 converts each 32-bit element in a vector from single-precision floating-point to BFloat16 format, and writes the result into a second vector. The result vector elements are half the width of the source vector elements.

Unlike the BFloat16 multiplication instructions, this instruction uses the Round to Nearest rounding mode, and can generate a floating-point exception that causes cumulative exception bits in the *FPSCR* to be set.

It has encodings from the following instruction sets: A32 ( [A1](#) ) and T32 ( [T1](#) ).

### A1 (FEAT\_AA32BF16)

31	30	29	28	27	26	25	24	23	22	21	20	19	18	17	16	15	14	13	12	11	10	9	8	7	6	5	4	3	2	1	0
1	1	1	1	0	0	1	1	1	D	1	1	0	1	1	0	Vd			0	1	1	0	0	1	M	0	Vm				

### A1

```
VCVT{<c>}{<q>}.BFloat16.F32 <Dd>, <Qm>
```

```
if !IsFeatureImplemented(FEAT_AA32BF16) then UNDEFINED;
if Vm<0> == '1' then UNDEFINED;
constant integer d = UInt(D:Vd);
constant integer m = UInt(M:Vm);
```

### T1 (FEAT\_AA32BF16)

15	14	13	12	11	10	9	8	7	6	5	4	3	2	1	0	15	14	13	12	11	10	9	8	7	6	5	4	3	2	1	0
1	1	1	1	1	1	1	1	1	D	1	1	0	1	1	0	Vd			0	1	1	0	0	1	M	0	Vm				

### T1

```
VCVT{<c>}{<q>}.BFloat16.F32 <Dd>, <Qm>
```

```
if !IsFeatureImplemented(FEAT_AA32BF16) then UNDEFINED;
if Vm<0> == '1' then UNDEFINED;
constant integer d = UInt(D:Vd);
constant integer m = UInt(M:Vm);
```

## Assembler Symbols

- <c>

For encoding A1: see *Standard assembler syntax fields*. This encoding must be unconditional.  
For encoding T1: see *Standard assembler syntax fields*.
- <q>

See *Standard assembler syntax fields*.
- <Dd>

Is the 64-bit name of the SIMD&FP destination register, encoded in the "D:Vd" field.
- <Qm>

Is the 128-bit name of the SIMD&FP source register, encoded in the "M:Vm" field as <Qm>\*2.

## Operation

```
bits(128) operand;
bits(64) result;

if ConditionPassed() then
    EncodingSpecificOperations();
    CheckAdvSIMDEnabled();
    constant FPCR_Type fpcr = StandardFPCR();

    operand = Q[m>>1];
    for e = 0 to 3
        constant bits(32) op = Elem[operand, e, 32];
        Elem[result, e, 16] = FPConvertBF(op, fpcr);
    D[d] = result;
```

Internal version only: isa v01\_31, pseudocode v2024-03\_rel ; Build timestamp: 2024-03-25T10:05

Copyright © 2010-2024 Arm Limited or its affiliates. All rights reserved. This document is Non-Confidential.



## VCVT (integer to floating-point, floating-point)

Convert integer to floating-point converts a 32-bit integer to floating-point using the rounding mode specified by the [FPSCR](#), and places the result in a second register.

[VCVT \(between floating-point and fixed-point, floating-point\)](#) describes conversions between floating-point and 16-bit integers.

Depending on settings in the [CPACR](#), [NSACR](#), [HCPTR](#), and [FPEXC](#) registers, and the Security state and PE mode in which the instruction is executed, an attempt to execute the instruction might be UNDEFINED, or trapped to Hyp mode. For more information see [Enabling Advanced SIMD and floating-point support](#).

It has encodings from the following instruction sets: A32 ([A1](#)) and T32 ([T1](#)).

### A1

31	30	29	28	27	26	25	24	23	22	21	20	19	18	17	16	15	14	13	12	11	10	9	8	7	6	5	4	3	2	1	0
!= 1111				1	1	1	0	1	D	1	1	1	0	0	0	Vd				1	0	size	op	1	M	0	Vm				
cond										opc2																					

### Half-precision scalar (size == 01)

(FEAT\_FP16)

```
VCVT{<c>}{<q>}.F16.<dt> <Sd>, <Sm>
```

### Single-precision scalar (size == 10)

```
VCVT{<c>}{<q>}.F32.<dt> <Sd>, <Sm>
```

### Double-precision scalar (size == 11)

```
VCVT{<c>}{<q>}.F64.<dt> <Dd>, <Sm>
```

```
if opc2 != '000' && !(opc2 IN {'10x'}) then SEE "Related encodings";
if size == '00' || (size == '01' && !IsFeatureImplemented(FEAT_FP16)) then UNDEFINED;
if size == '01' && cond != '1110' then UNPREDICTABLE;
integer d;
integer esize;
integer m;
boolean unsigned;
FPRounding rounding;
constant to_integer = (opc2<2> == '1');
boolean zero_rounding;
if to_integer then
    unsigned = (opc2<0> == '0');
    zero_rounding = (op == '1');
    d = UInt(Vd:D);
    case size of
        when '01' esize = 16; m = UInt(Vm:M);
        when '10' esize = 32; m = UInt(Vm:M);
        when '11' esize = 64; m = UInt(M:Vm);
else
    unsigned = (op == '0');
    zero_rounding = FALSE;
    m = UInt(Vm:M);
    case size of
        when '01' esize = 16; d = UInt(Vd:D);
        when '10' esize = 32; d = UInt(Vd:D);
        when '11' esize = 64; d = UInt(D:Vd);
```

## CONSTRAINED UNPREDICTABLE behavior

If `size == '01' && cond != '1110'`, then one of the following behaviors must occur:

- The instruction is UNDEFINED.
- The instruction executes as if it passes the Condition code check.

- The instruction executes as NOP. This means it behaves as if it fails the Condition code check.

## T1

15	14	13	12	11	10	9	8	7	6	5	4	3	2	1	0	15	14	13	12	11	10	9	8	7	6	5	4	3	2	1	0
1	1	1	0	1	1	1	0	1	D	1	1	1	0	0	0	Vd			1	0	size		op	1	M	0	Vm				
opc2																															

### Half-precision scalar (size == 01) (FEAT\_FP16)

VCVT{<c>}{<q>}.F16.<dt> <Sd>, <Sm>

### Single-precision scalar (size == 10)

VCVT{<c>}{<q>}.F32.<dt> <Sd>, <Sm>

### Double-precision scalar (size == 11)

VCVT{<c>}{<q>}.F64.<dt> <Dd>, <Sm>

```

if opc2 != '000' && !(opc2 IN {'10x'}) then SEE "Related encodings";
if size == '00' || (size == '01' && !IsFeatureImplemented(FEAT_FP16)) then UNDEFINED;
if size == '01' && InITBlock() then UNPREDICTABLE;
integer esize;
integer m;
integer d;
boolean unsigned;
FPRounding rounding;
boolean zero_rounding;
constant to_integer = (opc2<2> == '1');
if to_integer then
    unsigned = (opc2<0> == '0');
    zero_rounding = (op == '1');
    d = UInt(Vd:D);
    case size of
        when '01' esize = 16; m = UInt(Vm:M);
        when '10' esize = 32; m = UInt(Vm:M);
        when '11' esize = 64; m = UInt(M:Vm);
else
    unsigned = (op == '0');
    zero_rounding = FALSE;
    m = UInt(Vm:M);
    case size of
        when '01' esize = 16; d = UInt(Vd:D);
        when '10' esize = 32; d = UInt(Vd:D);
        when '11' esize = 64; d = UInt(D:Vd);

```

## CONSTRAINED UNPREDICTABLE behavior

If `size == '01' && InITBlock()`, then one of the following behaviors must occur:

- The instruction is UNDEFINED.
- The instruction executes as if it passes the Condition code check.
- The instruction executes as NOP. This means it behaves as if it fails the Condition code check.

Related encodings: See [Floating-point data-processing](#) for the T32 instruction set, or [Floating-point data-processing](#) for the A32 instruction set.

## Assembler Symbols

<c> See [Standard assembler syntax fields](#).

<q> See [Standard assembler syntax fields](#).

<dt> Is the data type for the operand, encoded in “op”:

op	<dt>
0	U32
1	S32

<Sd> Is the 32-bit name of the SIMD&FP destination register, encoded in the "Vd:D" field.

<Dd> Is the 64-bit name of the SIMD&FP destination register, encoded in the "D:Vd" field.

<Sm> Is the 32-bit name of the SIMD&FP source register, encoded in the "Vm:M" field.

Operation

```
if ConditionPassed() then
    EncodingSpecificOperations();
    CheckVFPEEnabled(TRUE);
    constant FPCR_Type fpcr = EffectiveFPCR();
    rounding = if zero_rounding then FPRounding_ZERO else FPRoundingMode(fpcr);
    if to_integer then
        case esize of
            when 16
                S[d] = FPToFixed(H[m], 0, unsigned, fpcr, rounding, 32);
            when 32
                S[d] = FPToFixed(S[m], 0, unsigned, fpcr, rounding, 32);
            when 64
                S[d] = FPToFixed(D[m], 0, unsigned, fpcr, rounding, 32);
    else
        case esize of
            when 16
                H[d] = FixedToFP(S[m], 0, unsigned, fpcr, rounding, 16);
            when 32
                S[d] = FixedToFP(S[m], 0, unsigned, fpcr, rounding, 32);
            when 64
                D[d] = FixedToFP(S[m], 0, unsigned, fpcr, rounding, 64);
```

## VCVTA (Advanced SIMD)

Vector Convert floating-point to integer with Round to Nearest with Ties to Away converts each element in a vector from floating-point to integer using the Round to Nearest with Ties to Away rounding mode, and places the results in a second vector.

The operand vector elements are floating-point numbers.

The result vector elements are integers, and the same size as the operand vector elements. Signed and unsigned integers are distinct.

Depending on settings in the [CPACR](#), [NSACR](#), [HCPTR](#), and [FPExc](#) registers, and the Security state and PE mode in which the instruction is executed, an attempt to execute the instruction might be UNDEFINED, or trapped to Hyp mode. For more information see [Enabling Advanced SIMD and floating-point support](#).

It has encodings from the following instruction sets: A32 ([A1](#)) and T32 ([T1](#)).

### A1

31	30	29	28	27	26	25	24	23	22	21	20	19	18	17	16	15	14	13	12	11	10	9	8	7	6	5	4	3	2	1	0
1	1	1	1	0	0	1	1	1	D	1	1	size	1	1	Vd				0	0	0	0	op	Q	M	0	Vm				
																RM															

#### 64-bit SIMD vector (Q == 0)

```
VCVTA{<q>}.<dt>.<dt2> <Dd>, <Dm>
```

#### 128-bit SIMD vector (Q == 1)

```
VCVTA{<q>}.<dt>.<dt2> <Qd>, <Qm>
```

```
if Q == '1' && (Vd<0> == '1' || Vm<0> == '1') then UNDEFINED;
if (size == '01' && !IsFeatureImplemented(FEAT_FP16)) || size IN {'00', '11'} then UNDEFINED;
constant rounding = FPDecodeRM(RM); constant unsigned = (op == '1');
constant integer esize = 8 << UInt(size);
constant integer elements = 64 DIV esize;
constant d = UInt(D:Vd); constant m = UInt(M:Vm); constant regs = if Q == '0' then 1 else 2;
```

### T1

15	14	13	12	11	10	9	8	7	6	5	4	3	2	1	0	15	14	13	12	11	10	9	8	7	6	5	4	3	2	1	0
1	1	1	1	1	1	1	1	1	D	1	1	size			1	1	Vd			0	0	0	0	op	Q	M	0	Vm			
																RM															

#### 64-bit SIMD vector (Q == 0)

```
VCVTA{<q>}.<dt>.<dt2> <Dd>, <Dm>
```

#### 128-bit SIMD vector (Q == 1)

```
VCVTA{<q>}.<dt>.<dt2> <Qd>, <Qm>
```

```
if InITBlock() then UNPREDICTABLE;
if Q == '1' && (Vd<0> == '1' || Vm<0> == '1') then UNDEFINED;
if (size == '01' && !IsFeatureImplemented(FEAT_FP16)) || size IN {'00', '11'} then UNDEFINED;
constant rounding = FPDecodeRM(RM); constant unsigned = (op == '1');
constant integer esize = 8 << UInt(size);
constant integer elements = 64 DIV esize;
constant d = UInt(D:Vd); constant m = UInt(M:Vm); constant regs = if Q == '0' then 1 else 2;
```

## CONSTRAINED UNPREDICTABLE behavior

If `InITBlock()`, then one of the following behaviors must occur:

- The instruction is UNDEFINED.
- The instruction executes as if it passes the Condition code check.

- The instruction executes as NOP. This means it behaves as if it fails the Condition code check.

### Assembler Symbols

<q> See *Standard assembler syntax fields*.

<dt> Is the data type for the elements of the destination, encoded in “op:size”:

op	size	<dt>
0	01	S16
0	10	S32
1	01	U16
1	10	U32

<dt2> Is the data type for the elements of the source vector, encoded in “size”:

size	<dt2>
01	F16
10	F32

<Qd> Is the 128-bit name of the SIMD&FP destination register, encoded in the "D:Vd" field as <Qd>\*2.

<Qm> Is the 128-bit name of the SIMD&FP source register, encoded in the "M:Vm" field as <Qm>\*2.

<Dd> Is the 64-bit name of the SIMD&FP destination register, encoded in the "D:Vd" field.

<Dm> Is the 64-bit name of the SIMD&FP source register, encoded in the "M:Vm" field.

### Operation

```

EncodingSpecificOperations(); CheckAdvSIMDEnabled();
bits(esize) result;
constant FPCR_Type fpcr = StandardFPCR();
for r = 0 to regs-1
    for e = 0 to elements-1
        Elem[D[d+r],e,esize] = FPToFixed(Elem[D[m+r],e,esize], 0, unsigned,
                                         fpcr, rounding, esize);

```

VCVTA (floating-point)

Convert floating-point to integer with Round to Nearest with Ties to Away converts a value in a register from floating-point to a 32-bit integer using the Round to Nearest with Ties to Away rounding mode, and places the result in a second register.

Depending on settings in the *CPACR*, *NSACR*, *HCPTR*, and *FPEXC* registers, and the Security state and PE mode in which the instruction is executed, an attempt to execute the instruction might be UNDEFINED, or trapped to Hyp mode. For more information see *Enabling Advanced SIMD and floating-point support*.

It has encodings from the following instruction sets: A32 ( [A1](#) ) and T32 ( [T1](#) ).

A1

31	30	29	28	27	26	25	24	23	22	21	20	19	18	17	16	15	14	13	12	11	10	9	8	7	6	5	4	3	2	1	0
1	1	1	1	1	1	1	0	1	D	1	1	1	1	0	0	Vd				1	0	!= 00		op	1	M	0	Vm			
RM																size															

Half-precision scalar (size == 01)  
(FEAT\_FP16)

```
VCVTA{<q>}.<dt>.F16 <Sd>, <Sm>
```

Single-precision scalar (size == 10)

```
VCVTA{<q>}.<dt>.F32 <Sd>, <Sm>
```

Double-precision scalar (size == 11)

```
VCVTA{<q>}.<dt>.F64 <Sd>, <Dm>
```

```
if size == '00' || (size == '01' && !IsFeatureImplemented(FEAT_FP16)) then UNDEFINED;
constant rounding = FPDecodeRM(RM); constant unsigned = (op == '0');
constant d = UInt(Vd:D);
integer esize;
integer m;
case size of
    when '01' esize = 16; m = UInt(Vm:M);
    when '10' esize = 32; m = UInt(Vm:M);
    when '11' esize = 64; m = UInt(M:Vm);
```

T1

15	14	13	12	11	10	9	8	7	6	5	4	3	2	1	0	15	14	13	12	11	10	9	8	7	6	5	4	3	2	1	0
1	1	1	1	1	1	1	0	1	D	1	1	1	1	0	0	Vd				1	0	!= 00		op	1	M	0	Vm			
RM															size																

Half-precision scalar (size == 01)  
(FEAT\_FP16)

```
VCVTA{<q>}.<dt>.F16 <Sd>, <Sm>
```

Single-precision scalar (size == 10)

```
VCVTA{<q>}.<dt>.F32 <Sd>, <Sm>
```

Double-precision scalar (size == 11)

```
VCVTA{<q>}.<dt>.F64 <Sd>, <Dm>
```

```
if InITBlock() then UNPREDICTABLE;
if size == '00' || (size == '01' && !IsFeatureImplemented(FEAT_FP16)) then UNDEFINED;
constant rounding = FPDecodeRM(RM); constant unsigned = (op == '0');
constant d = UInt(Vd:D);
integer esize;
integer m;
case size of
    when '01' esize = 16; m = UInt(Vm:M);
    when '10' esize = 32; m = UInt(Vm:M);
    when '11' esize = 64; m = UInt(M:Vm);
```

CONSTRAINED UNPREDICTABLE behavior

- If `InITBlock()`, then one of the following behaviors must occur:
- The instruction is UNDEFINED.
  - The instruction executes as if it passes the Condition code check.
  - The instruction executes as NOP. This means it behaves as if it fails the Condition code check.

Assembler Symbols

- <q> See *Standard assembler syntax fields*.
- <dt> Is the data type for the elements of the destination, encoded in “op”:
- | op | <dt> |
|----|------|
| 0  | U32  |
| 1  | S32  |
- <Sd> Is the 32-bit name of the SIMD&FP destination register, encoded in the "Vd:D" field.
- <Sm> Is the 32-bit name of the SIMD&FP source register, encoded in the "Vm:M" field.
- <Dm> Is the 64-bit name of the SIMD&FP source register, encoded in the "M:Vm" field.

Operation

```
EncodingSpecificOperations(); CheckVFPEEnabled(TRUE);
constant FPCR_Type fpcr = EffectiveFPCR();
case esize of
    when 16
        S[d] = FPToFixed(H[m], 0, unsigned, fpcr, rounding, 32);
    when 32
        S[d] = FPToFixed(S[m], 0, unsigned, fpcr, rounding, 32);
    when 64
        S[d] = FPToFixed(D[m], 0, unsigned, fpcr, rounding, 32);
```

## VCVTB

Convert to or from a half-precision value in the bottom half of a single-precision register does one of the following:

- Converts the half-precision value in the bottom half of a single-precision register to single-precision and writes the result to a single-precision register.
- Converts the half-precision value in the bottom half of a single-precision register to double-precision and writes the result to a double-precision register.
- Converts the single-precision value in a single-precision register to half-precision and writes the result into the bottom half of a single-precision register, preserving the other half of the destination register.
- Converts the double-precision value in a double-precision register to half-precision and writes the result into the bottom half of a single-precision register, preserving the other half of the destination register.

Depending on settings in the [CPACR](#), [NSACR](#), [HCPTR](#), and [FPEXC](#) registers, and the Security state and PE mode in which the instruction is executed, an attempt to execute the instruction might be UNDEFINED, or trapped to Hyp mode. For more information see [Enabling Advanced SIMD and floating-point support](#).

It has encodings from the following instruction sets: A32 ( [A1](#) ) and T32 ( [T1](#) ).

### A1

31	30	29	28	27	26	25	24	23	22	21	20	19	18	17	16	15	14	13	12	11	10	9	8	7	6	5	4	3	2	1	0
!= 1111				1	1	1	0	1	D	1	1	0	0	1	op	Vd				1	0	1	sz	0	1	M	0	Vm			
cond																T															

#### Half-precision to single-precision (op == 0 && sz == 0)

VCVTB{<c>}{<q>}.F32.F16 <Sd>, <Sm>

#### Half-precision to double-precision (op == 0 && sz == 1)

VCVTB{<c>}{<q>}.F64.F16 <Dd>, <Sm>

#### Single-precision to half-precision (op == 1 && sz == 0)

VCVTB{<c>}{<q>}.F16.F32 <Sd>, <Sm>

#### Double-precision to half-precision (op == 1 && sz == 1)

VCVTB{<c>}{<q>}.F16.F64 <Sd>, <Dm>

```
constant uses_double = (sz == '1'); constant convert_from_half = (op == '0');
constant integer lowbit = (if T == '1' then 16 else 0);
integer d;
integer m;
if uses_double then
    if convert_from_half then
        d = UInt(D:Vd); m = UInt(Vm:M);
    else
        d = UInt(Vd:D); m = UInt(M:Vm);
else
    d = UInt(Vd:D); m = UInt(Vm:M);
```

### T1

15	14	13	12	11	10	9	8	7	6	5	4	3	2	1	0	15	14	13	12	11	10	9	8	7	6	5	4	3	2	1	0
1	1	1	0	1	1	1	0	1	D	1	1	0	0	1	op	Vd				1	0	1	sz	0	1	M	0	Vm			
																T															



Half-precision to single-precision (op == 0 && sz == 0)

```
VCVTB{<c>}{<q>}.F32.F16 <Sd>, <Sm>
```

Half-precision to double-precision (op == 0 && sz == 1)

```
VCVTB{<c>}{<q>}.F64.F16 <Dd>, <Sm>
```

Single-precision to half-precision (op == 1 && sz == 0)

```
VCVTB{<c>}{<q>}.F16.F32 <Sd>, <Sm>
```

Double-precision to half-precision (op == 1 && sz == 1)

```
VCVTB{<c>}{<q>}.F16.F64 <Sd>, <Dm>
```

```
constant uses_double = (sz == '1'); constant convert_from_half = (op == '0');
constant integer lowbit = (if T == '1' then 16 else 0);
integer d;
integer m;
if uses_double then
    if convert_from_half then
        d = UInt(D:Vd); m = UInt(Vm:M);
    else
        d = UInt(Vd:D); m = UInt(M:Vm);
else
    d = UInt(Vd:D); m = UInt(Vm:M);
```

Assembler Symbols

- <c> See *Standard assembler syntax fields*.
- <q> See *Standard assembler syntax fields*.
- <Sd> Is the 32-bit name of the SIMD&FP destination register, encoded in the "Vd:D" field.
- <Dm> Is the 64-bit name of the SIMD&FP source register, encoded in the "M:Vm" field.
- <Dd> Is the 64-bit name of the SIMD&FP destination register, encoded in the "D:Vd" field.
- <Sm> Is the 32-bit name of the SIMD&FP source register, encoded in the "Vm:M" field.

Operation

```
if ConditionPassed() then
    EncodingSpecificOperations(); CheckVFPEEnabled(TRUE);
    bits(16) hp;
    constant FPCR_Type fpcr = EffectiveFPCR();
    if convert_from_half then
        hp = S[m]<lowbit+15:lowbit>;
        if uses_double then
            D[d] = FPConvert(hp, fpcr, 64);
        else
            S[d] = FPConvert(hp, fpcr, 32);
    else
        if uses_double then
            hp = FPConvert(D[m], fpcr, 16);
        else
            hp = FPConvert(S[m], fpcr, 16);
        S[d]<lowbit+15:lowbit> = hp;
```

VCVTB (BFloat16)

Converts the single-precision value in a single-precision register to BFloat16 format and writes the result into the bottom half of a single precision register, preserving the top 16 bits of the destination register.

Unlike the BFloat16 multiplication instructions, this instruction honors all the control bits in the *FPSCR* that apply to single-precision arithmetic, including the rounding mode. This instruction can generate a floating-point exception which causes a cumulative exception bit in the *FPSCR* to be set, or a synchronous exception to be taken, depending on the enable bits in the *FPSCR*.

It has encodings from the following instruction sets: A32 ( [A1](#) ) and T32 ( [T1](#) ).

A1  
(FEAT\_AA32BF16)

31	30	29	28	27	26	25	24	23	22	21	20	19	18	17	16	15	14	13	12	11	10	9	8	7	6	5	4	3	2	1	0
!= 1111				1	1	1	0	1	D	1	1	0	0	1	1	Vd				1	0	0	1	0	1	M	0	Vm			
cond																															

A1

```
VCVTB{<c>}{<q>}.BF16.F32 <Sd>, <Sm>
```

```
if !IsFeatureImplemented(FEAT_AA32BF16) then UNDEFINED;
constant integer d = UInt(Vd:D);
constant integer m = UInt(Vm:M);
```

T1  
(FEAT\_AA32BF16)

15	14	13	12	11	10	9	8	7	6	5	4	3	2	1	0	15	14	13	12	11	10	9	8	7	6	5	4	3	2	1	0
1	1	1	0	1	1	1	0	1	D	1	1	0	0	1	1	Vd				1	0	0	1	0	1	M	0	Vm			

T1

```
VCVTB{<c>}{<q>}.BF16.F32 <Sd>, <Sm>
```

```
if !IsFeatureImplemented(FEAT_AA32BF16) then UNDEFINED;
constant integer d = UInt(Vd:D);
constant integer m = UInt(Vm:M);
```

Assembler Symbols

- <c>

See *Standard assembler syntax fields*.
- <q>

See *Standard assembler syntax fields*.
- <Sd>

Is the 32-bit name of the SIMD&FP destination register, encoded in the "Vd:D" field.
- <Sm>

Is the 32-bit name of the SIMD&FP source register, encoded in the "Vm:M" field.

Operation

```
if ConditionPassed() then
    EncodingSpecificOperations();
    CheckVFPEEnabled(TRUE);

    S[d]<15:0> = FPConvertBF(S[m], EffectiveFPCR());
```

## VCVTM (Advanced SIMD)

Vector Convert floating-point to integer with Round towards -Infinity converts each element in a vector from floating-point to integer using the Round towards -Infinity rounding mode, and places the results in a second vector.

The operand vector elements are floating-point numbers.

The result vector elements are integers, and the same size as the operand vector elements. Signed and unsigned integers are distinct.

Depending on settings in the [CPACR](#), [NSACR](#), [HCPTR](#), and [FPExc](#) registers, and the Security state and PE mode in which the instruction is executed, an attempt to execute the instruction might be UNDEFINED, or trapped to Hyp mode. For more information see [Enabling Advanced SIMD and floating-point support](#).

It has encodings from the following instruction sets: A32 ([A1](#)) and T32 ([T1](#)).

### A1

31	30	29	28	27	26	25	24	23	22	21	20	19	18	17	16	15	14	13	12	11	10	9	8	7	6	5	4	3	2	1	0
1	1	1	1	0	0	1	1	1	D	1	1	size	1	1	Vd				0	0	1	1	op	Q	M	0	Vm				
																RM															

#### 64-bit SIMD vector (Q == 0)

```
VCVTM{<q>}.<dt>.<dt2> <Dd>, <Dm>
```

#### 128-bit SIMD vector (Q == 1)

```
VCVTM{<q>}.<dt>.<dt2> <Qd>, <Qm>
```

```
if Q == '1' && (Vd<0> == '1' || Vm<0> == '1') then UNDEFINED;
if (size == '01' && !IsFeatureImplemented(FEAT_FP16)) || size IN {'00', '11'} then UNDEFINED;
constant rounding = FPDecodeRM(RM); constant unsigned = (op == '1');
constant integer esize = 8 << UInt(size);
constant integer elements = 64 DIV esize;
constant d = UInt(D:Vd); constant m = UInt(M:Vm); constant regs = if Q == '0' then 1 else 2;
```

### T1

15	14	13	12	11	10	9	8	7	6	5	4	3	2	1	0	15	14	13	12	11	10	9	8	7	6	5	4	3	2	1	0
1	1	1	1	1	1	1	1	1	D	1	1	size			1	1	Vd			0	0	1	1	op	Q	M	0	Vm			
																RM															

#### 64-bit SIMD vector (Q == 0)

```
VCVTM{<q>}.<dt>.<dt2> <Dd>, <Dm>
```

#### 128-bit SIMD vector (Q == 1)

```
VCVTM{<q>}.<dt>.<dt2> <Qd>, <Qm>
```

```
if InITBlock() then UNPREDICTABLE;
if Q == '1' && (Vd<0> == '1' || Vm<0> == '1') then UNDEFINED;
if (size == '01' && !IsFeatureImplemented(FEAT_FP16)) || size IN {'00', '11'} then UNDEFINED;
constant rounding = FPDecodeRM(RM); constant unsigned = (op == '1');
constant integer esize = 8 << UInt(size);
constant integer elements = 64 DIV esize;
constant d = UInt(D:Vd); constant m = UInt(M:Vm); constant regs = if Q == '0' then 1 else 2;
```

## CONSTRAINED UNPREDICTABLE behavior

If `InITBlock()`, then one of the following behaviors must occur:

- The instruction is UNDEFINED.
- The instruction executes as if it passes the Condition code check.

- The instruction executes as NOP. This means it behaves as if it fails the Condition code check.

### Assembler Symbols

<q> See *Standard assembler syntax fields*.

<dt> Is the data type for the elements of the destination, encoded in “op:size”:

op	size	<dt>
0	01	S16
0	10	S32
1	01	U16
1	10	U32

<dt2> Is the data type for the elements of the source vector, encoded in “size”:

size	<dt2>
01	F16
10	F32

<Qd> Is the 128-bit name of the SIMD&FP destination register, encoded in the "D:Vd" field as <Qd>\*2.

<Qm> Is the 128-bit name of the SIMD&FP source register, encoded in the "M:Vm" field as <Qm>\*2.

<Dd> Is the 64-bit name of the SIMD&FP destination register, encoded in the "D:Vd" field.

<Dm> Is the 64-bit name of the SIMD&FP source register, encoded in the "M:Vm" field.

### Operation

```

EncodingSpecificOperations(); CheckAdvSIMDEnabled();
bits(esize) result;
constant FPCR_Type fpcr = StandardFPCR();
for r = 0 to regs-1
    for e = 0 to elements-1
        Elem[D[d+r],e,esize] = FPToFixed(Elem[D[m+r],e,esize], 0, unsigned,
                                           fpcr, rounding, esize);

```

VCVTM (floating-point)

Convert floating-point to integer with Round towards -Infinity converts a value in a register from floating-point to a 32-bit integer using the Round towards -Infinity rounding mode, and places the result in a second register.

Depending on settings in the *CPACR*, *NSACR*, *HCPTTR*, and *FPEXC* registers, and the Security state and PE mode in which the instruction is executed, an attempt to execute the instruction might be UNDEFINED, or trapped to Hyp mode. For more information see *Enabling Advanced SIMD and floating-point support*.

It has encodings from the following instruction sets: A32 ( [A1](#) ) and T32 ( [T1](#) ).

A1

31	30	29	28	27	26	25	24	23	22	21	20	19	18	17	16	15	14	13	12	11	10	9	8	7	6	5	4	3	2	1	0
1	1	1	1	1	1	1	0	1	D	1	1	1	1	1	1	Vd			1			0	!= 00	op	1	M	0	Vm			
RM																size															

Half-precision scalar (size == 01)  
(FEAT\_FP16)

```
VCVTM{<q>}.<dt>.F16 <Sd>, <Sm>
```

Single-precision scalar (size == 10)

```
VCVTM{<q>}.<dt>.F32 <Sd>, <Sm>
```

Double-precision scalar (size == 11)

```
VCVTM{<q>}.<dt>.F64 <Sd>, <Dm>
```

```
if size == '00' || (size == '01' && !IsFeatureImplemented(FEAT_FP16)) then UNDEFINED;
constant rounding = FPDecodeRM(RM); constant unsigned = (op == '0');
constant d = UInt(Vd:D);
integer esize;
integer m;
case size of
    when '01' esize = 16; m = UInt(Vm:M);
    when '10' esize = 32; m = UInt(Vm:M);
    when '11' esize = 64; m = UInt(M:Vm);
```

T1

15	14	13	12	11	10	9	8	7	6	5	4	3	2	1	0	15	14	13	12	11	10	9	8	7	6	5	4	3	2	1	0
1	1	1	1	1	1	1	0	1	D	1	1	1	1	1	1	Vd			1	0	!= 00	op	1	M	0	Vm					
RM															size																

Half-precision scalar (size == 01)  
(FEAT\_FP16)

```
VCVTM{<q>}.<dt>.F16 <Sd>, <Sm>
```

Single-precision scalar (size == 10)

```
VCVTM{<q>}.<dt>.F32 <Sd>, <Sm>
```

Double-precision scalar (size == 11)

```
VCVTM{<q>}.<dt>.F64 <Sd>, <Dm>
```

```
if InITBlock() then UNPREDICTABLE;
if size == '00' || (size == '01' && !IsFeatureImplemented(FEAT_FP16)) then UNDEFINED;
constant rounding = FPDecodeRM(RM); constant unsigned = (op == '0');
constant d = UInt(Vd:D);
integer esize;
integer m;
case size of
    when '01' esize = 16; m = UInt(Vm:M);
    when '10' esize = 32; m = UInt(Vm:M);
    when '11' esize = 64; m = UInt(M:Vm);
```

CONSTRAINED UNPREDICTABLE behavior

If `InITBlock()`, then one of the following behaviors must occur:

- The instruction is UNDEFINED.
- The instruction executes as if it passes the Condition code check.
- The instruction executes as NOP. This means it behaves as if it fails the Condition code check.

Assembler Symbols

<q> See *Standard assembler syntax fields*.

<dt> Is the data type for the elements of the destination, encoded in “op”:

op	<dt>
0	U32
1	S32

<Sd> Is the 32-bit name of the SIMD&FP destination register, encoded in the "Vd:D" field.

<Sm> Is the 32-bit name of the SIMD&FP source register, encoded in the "Vm:M" field.

<Dm> Is the 64-bit name of the SIMD&FP source register, encoded in the "M:Vm" field.

Operation

```
EncodingSpecificOperations(); CheckVFPEEnabled(TRUE);
constant FPCR_Type fpcr = EffectiveFPCR();
case esize of
    when 16
        S[d] = FPToFixed(H[m], 0, unsigned, fpcr, rounding, 32);
    when 32
        S[d] = FPToFixed(S[m], 0, unsigned, fpcr, rounding, 32);
    when 64
        S[d] = FPToFixed(D[m], 0, unsigned, fpcr, rounding, 32);
```

## VCVTN (Advanced SIMD)

Vector Convert floating-point to integer with Round to Nearest converts each element in a vector from floating-point to integer using the Round to Nearest rounding mode, and places the results in a second vector.

The operand vector elements are floating-point numbers.

The result vector elements are integers, and the same size as the operand vector elements. Signed and unsigned integers are distinct.

Depending on settings in the [CPACR](#), [NSACR](#), [HCPTR](#), and [FPEXC](#) registers, and the Security state and PE mode in which the instruction is executed, an attempt to execute the instruction might be UNDEFINED, or trapped to Hyp mode. For more information see [Enabling Advanced SIMD and floating-point support](#).

It has encodings from the following instruction sets: A32 ([A1](#)) and T32 ([T1](#)).

### A1

31	30	29	28	27	26	25	24	23	22	21	20	19	18	17	16	15	14	13	12	11	10	9	8	7	6	5	4	3	2	1	0
1	1	1	1	0	0	1	1	1	D	1	1	size	1	1		Vd				0	0	0	1	op	Q	M	0		Vm		
																RM															

#### 64-bit SIMD vector (Q == 0)

```
VCVTN{<q>}.<dt>.<dt2> <Dd>, <Dm>
```

#### 128-bit SIMD vector (Q == 1)

```
VCVTN{<q>}.<dt>.<dt2> <Qd>, <Qm>
```

```
if Q == '1' && (Vd<0> == '1' || Vm<0> == '1') then UNDEFINED;
if (size == '01' && !IsFeatureImplemented(FEAT_FP16)) || size IN {'00', '11'} then UNDEFINED;
constant rounding = FPDecodeRM(RM); constant unsigned = (op == '1');
constant integer esize = 8 << UInt(size);
constant integer elements = 64 DIV esize;
constant d = UInt(D:Vd); constant m = UInt(M:Vm); constant regs = if Q == '0' then 1 else 2;
```

### T1

15	14	13	12	11	10	9	8	7	6	5	4	3	2	1	0	15	14	13	12	11	10	9	8	7	6	5	4	3	2	1	0
1	1	1	1	1	1	1	1	1	D	1	1	size	1	1		Vd				0	0	0	1	op	Q	M	0		Vm		
																RM															

#### 64-bit SIMD vector (Q == 0)

```
VCVTN{<q>}.<dt>.<dt2> <Dd>, <Dm>
```

#### 128-bit SIMD vector (Q == 1)

```
VCVTN{<q>}.<dt>.<dt2> <Qd>, <Qm>
```

```
if InITBlock() then UNPREDICTABLE;
if Q == '1' && (Vd<0> == '1' || Vm<0> == '1') then UNDEFINED;
if (size == '01' && !IsFeatureImplemented(FEAT_FP16)) || size IN {'00', '11'} then UNDEFINED;
constant rounding = FPDecodeRM(RM); constant unsigned = (op == '1');
constant integer esize = 8 << UInt(size);
constant integer elements = 64 DIV esize;
constant d = UInt(D:Vd); constant m = UInt(M:Vm); constant regs = if Q == '0' then 1 else 2;
```

## CONSTRAINED UNPREDICTABLE behavior

If `InITBlock()`, then one of the following behaviors must occur:

- The instruction is UNDEFINED.
- The instruction executes as if it passes the Condition code check.

- The instruction executes as NOP. This means it behaves as if it fails the Condition code check.

Assembler Symbols

<q> See *Standard assembler syntax fields*.

<dt> Is the data type for the elements of the destination, encoded in “op:size”:

op	size	<dt>
0	01	S16
0	10	S32
1	01	U16
1	10	U32

<dt2> Is the data type for the elements of the source vector, encoded in “size”:

size	<dt2>
01	F16
10	F32

<Qd> Is the 128-bit name of the SIMD&FP destination register, encoded in the "D:Vd" field as <Qd>\*2.

<Qm> Is the 128-bit name of the SIMD&FP source register, encoded in the "M:Vm" field as <Qm>\*2.

<Dd> Is the 64-bit name of the SIMD&FP destination register, encoded in the "D:Vd" field.

<Dm> Is the 64-bit name of the SIMD&FP source register, encoded in the "M:Vm" field.

Operation

```

EncodingSpecificOperations(); CheckAdvSIMDEnabled();
bits(esize) result;
constant FPCR_Type fpcr = StandardFPCR();
for r = 0 to regs-1
    for e = 0 to elements-1
        Elem[D[d+r],e,esize] = FPToFixed(Elem[D[m+r],e,esize], 0, unsigned,
                                         fpcr, rounding, esize);

```



VCVTN (floating-point)

Convert floating-point to integer with Round to Nearest converts a value in a register from floating-point to a 32-bit integer using the Round to Nearest rounding mode, and places the result in a second register.

Depending on settings in the CPACR, NSACR, HCPTR, and FPEXC registers, and the Security state and PE mode in which the instruction is executed, an attempt to execute the instruction might be UNDEFINED, or trapped to Hyp mode. For more information see Enabling Advanced SIMD and floating-point support.

It has encodings from the following instruction sets: A32 ( A1 ) and T32 ( T1 ).

A1

31	30	29	28	27	26	25	24	23	22	21	20	19	18	17	16	15	14	13	12	11	10	9	8	7	6	5	4	3	2	1	0
1	1	1	1	1	1	1	0	1	D	1	1	1	1	0	1	Vd				1	0	!= 00		op	1	M	0	Vm			
RM																size															

Half-precision scalar (size == 01)  
(FEAT\_FP16)

```
VCVTN{<q>}.<dt>.F16 <Sd>, <Sm>
```

Single-precision scalar (size == 10)

```
VCVTN{<q>}.<dt>.F32 <Sd>, <Sm>
```

Double-precision scalar (size == 11)

```
VCVTN{<q>}.<dt>.F64 <Sd>, <Dm>
```

```
if size == '00' || (size == '01' && !IsFeatureImplemented(FEAT_FP16)) then UNDEFINED;
constant rounding = FPDecodeRM(RM);  constant unsigned = (op == '0');
constant d = UInt(Vd:D);
integer esize;
integer m;
case size of
    when '01' esize = 16; m = UInt(Vm:M);
    when '10' esize = 32; m = UInt(Vm:M);
    when '11' esize = 64; m = UInt(M:Vm);
```

T1

15	14	13	12	11	10	9	8	7	6	5	4	3	2	1	0	15	14	13	12	11	10	9	8	7	6	5	4	3	2	1	0
1	1	1	1	1	1	1	0	1	D	1	1	1	1	0	1	Vd				1	0	!= 00		op	1	M	0	Vm			
RM															size																

Half-precision scalar (size == 01)  
(FEAT\_FP16)

```
VCVTN{<q>}.<dt>.F16 <Sd>, <Sm>
```

Single-precision scalar (size == 10)

```
VCVTN{<q>}.<dt>.F32 <Sd>, <Sm>
```

Double-precision scalar (size == 11)

```
VCVTN{<q>}.<dt>.F64 <Sd>, <Dm>
```

```
if InITBlock() then UNPREDICTABLE;
if size == '00' || (size == '01' && !IsFeatureImplemented(FEAT_FP16)) then UNDEFINED;
constant rounding = FPDecodeRM(RM); constant unsigned = (op == '0');
constant d = UInt(Vd:D);
integer esize;
integer m;
case size of
    when '01' esize = 16; m = UInt(Vm:M);
    when '10' esize = 32; m = UInt(Vm:M);
    when '11' esize = 64; m = UInt(M:Vm);
```

CONSTRAINED UNPREDICTABLE behavior

- If `InITBlock()`, then one of the following behaviors must occur:
- The instruction is UNDEFINED.
  - The instruction executes as if it passes the Condition code check.
  - The instruction executes as NOP. This means it behaves as if it fails the Condition code check.

Assembler Symbols

- <q> See *Standard assembler syntax fields*.
- <dt> Is the data type for the elements of the destination, encoded in “op”:
- | op | <dt> |
|----|------|
| 0  | U32  |
| 1  | S32  |
- <Sd> Is the 32-bit name of the SIMD&FP destination register, encoded in the "Vd:D" field.
- <Sm> Is the 32-bit name of the SIMD&FP source register, encoded in the "Vm:M" field.
- <Dm> Is the 64-bit name of the SIMD&FP source register, encoded in the "M:Vm" field.

Operation

```
EncodingSpecificOperations(); CheckVFPEEnabled(TRUE);
constant FPCR_Type fpcr = EffectiveFPCR();
case esize of
    when 16
        S[d] = FPToFixed(H[m], 0, unsigned, fpcr, rounding, 32);
    when 32
        S[d] = FPToFixed(S[m], 0, unsigned, fpcr, rounding, 32);
    when 64
        S[d] = FPToFixed(D[m], 0, unsigned, fpcr, rounding, 32);
```

## VCVTP (Advanced SIMD)

Vector Convert floating-point to integer with Round towards +Infinity converts each element in a vector from floating-point to integer using the Round towards +Infinity rounding mode, and places the results in a second vector.

The operand vector elements are floating-point numbers.

The result vector elements are integers, and the same size as the operand vector elements. Signed and unsigned integers are distinct.

Depending on settings in the [CPACR](#), [NSACR](#), [HCPTR](#), and [FPEXC](#) registers, and the Security state and PE mode in which the instruction is executed, an attempt to execute the instruction might be UNDEFINED, or trapped to Hyp mode. For more information see [Enabling Advanced SIMD and floating-point support](#).

It has encodings from the following instruction sets: A32 ( [A1](#) ) and T32 ( [T1](#) ).

### A1

31	30	29	28	27	26	25	24	23	22	21	20	19	18	17	16	15	14	13	12	11	10	9	8	7	6	5	4	3	2	1	0
1	1	1	1	0	0	1	1	1	D	1	1	size	1	1	Vd				0	0	1	0	op	Q	M	0	Vm				
																RM															

#### 64-bit SIMD vector (Q == 0)

```
VCVTP{<q>}.<dt>.<dt2> <Dd>, <Dm>
```

#### 128-bit SIMD vector (Q == 1)

```
VCVTP{<q>}.<dt>.<dt2> <Qd>, <Qm>
```

```
if Q == '1' && (Vd<0> == '1' || Vm<0> == '1') then UNDEFINED;
if (size == '01' && !IsFeatureImplemented(FEAT_FP16)) || size IN {'00', '11'} then UNDEFINED;
constant rounding = FPDecodeRM(RM); constant unsigned = (op == '1');
constant integer esize = 8 << UInt(size);
constant integer elements = 64 DIV esize;
constant d = UInt(D:Vd); constant m = UInt(M:Vm); constant regs = if Q == '0' then 1 else 2;
```

### T1

15	14	13	12	11	10	9	8	7	6	5	4	3	2	1	0	15	14	13	12	11	10	9	8	7	6	5	4	3	2	1	0
1	1	1	1	1	1	1	1	1	D	1	1	size		1	1	Vd			0		0	1	0	op	Q	M	0	Vm			
																RM															

#### 64-bit SIMD vector (Q == 0)

```
VCVTP{<q>}.<dt>.<dt2> <Dd>, <Dm>
```

#### 128-bit SIMD vector (Q == 1)

```
VCVTP{<q>}.<dt>.<dt2> <Qd>, <Qm>
```

```
if InITBlock() then UNPREDICTABLE;
if Q == '1' && (Vd<0> == '1' || Vm<0> == '1') then UNDEFINED;
if (size == '01' && !IsFeatureImplemented(FEAT_FP16)) || size IN {'00', '11'} then UNDEFINED;
constant rounding = FPDecodeRM(RM); constant unsigned = (op == '1');
constant integer esize = 8 << UInt(size);
constant integer elements = 64 DIV esize;
constant d = UInt(D:Vd); constant m = UInt(M:Vm); constant regs = if Q == '0' then 1 else 2;
```

## CONSTRAINED UNPREDICTABLE behavior

If `InITBlock()`, then one of the following behaviors must occur:

- The instruction is UNDEFINED.
- The instruction executes as if it passes the Condition code check.

- The instruction executes as NOP. This means it behaves as if it fails the Condition code check.

### Assembler Symbols

<q> See *Standard assembler syntax fields*.

<dt> Is the data type for the elements of the destination, encoded in “op:size”:

op	size	<dt>
0	01	S16
0	10	S32
1	01	U16
1	10	U32

<dt2> Is the data type for the elements of the source vector, encoded in “size”:

size	<dt2>
01	F16
10	F32

<Qd> Is the 128-bit name of the SIMD&FP destination register, encoded in the "D:Vd" field as <Qd>\*2.

<Qm> Is the 128-bit name of the SIMD&FP source register, encoded in the "M:Vm" field as <Qm>\*2.

<Dd> Is the 64-bit name of the SIMD&FP destination register, encoded in the "D:Vd" field.

<Dm> Is the 64-bit name of the SIMD&FP source register, encoded in the "M:Vm" field.

### Operation

```

EncodingSpecificOperations(); CheckAdvSIMDEnabled();
bits(esize) result;
constant FPCR_Type fpcr = StandardFPCR();
for r = 0 to regs-1
    for e = 0 to elements-1
        Elem[D[d+r],e,esize] = FPToFixed(Elem[D[m+r],e,esize], 0, unsigned,
                                           fpcr, rounding, esize);

```

VCVTP (floating-point)

Convert floating-point to integer with Round towards +Infinity converts a value in a register from floating-point to a 32-bit integer using the Round towards +Infinity rounding mode, and places the result in a second register.

Depending on settings in the *CPACR*, *NSACR*, *HCPTTR*, and *FPEXC* registers, and the Security state and PE mode in which the instruction is executed, an attempt to execute the instruction might be UNDEFINED, or trapped to Hyp mode. For more information see *Enabling Advanced SIMD and floating-point support*.

It has encodings from the following instruction sets: A32 ( [A1](#) ) and T32 ( [T1](#) ).

A1

31	30	29	28	27	26	25	24	23	22	21	20	19	18	17	16	15	14	13	12	11	10	9	8	7	6	5	4	3	2	1	0
1	1	1	1	1	1	1	0	1	D	1	1	1	1	1	0	Vd				1	0	!= 00	op	1	M	0	Vm				
RM																size															

Half-precision scalar (size == 01)  
(FEAT\_FP16)

```
VCVTP{<q>}.<dt>.F16 <Sd>, <Sm>
```

Single-precision scalar (size == 10)

```
VCVTP{<q>}.<dt>.F32 <Sd>, <Sm>
```

Double-precision scalar (size == 11)

```
VCVTP{<q>}.<dt>.F64 <Sd>, <Dm>
```

```
if size == '00' || (size == '01' && !IsFeatureImplemented(FEAT_FP16)) then UNDEFINED;
constant rounding = FPDecodeRM(RM);  constant unsigned = (op == '0');
constant d = UInt(Vd:D);
integer esize;
integer m;
case size of
    when '01' esize = 16; m = UInt(Vm:M);
    when '10' esize = 32; m = UInt(Vm:M);
    when '11' esize = 64; m = UInt(M:Vm);
```

T1

15	14	13	12	11	10	9	8	7	6	5	4	3	2	1	0	15	14	13	12	11	10	9	8	7	6	5	4	3	2	1	0
1	1	1	1	1	1	1	0	1	D	1	1	1	1	1	0	Vd				1	0	!= 00	op	1	M	0	Vm				
RM															size																

Half-precision scalar (size == 01)  
(FEAT\_FP16)

```
VCVTP{<q>}.<dt>.F16 <Sd>, <Sm>
```

Single-precision scalar (size == 10)

```
VCVTP{<q>}.<dt>.F32 <Sd>, <Sm>
```

Double-precision scalar (size == 11)

```
VCVTP{<q>}.<dt>.F64 <Sd>, <Dm>
```

```
if InITBlock() then UNPREDICTABLE;
if size == '00' || (size == '01' && !IsFeatureImplemented(FEAT_FP16)) then UNDEFINED;
constant rounding = FPDecodeRM(RM); constant unsigned = (op == '0');
constant d = UInt(Vd:D);
integer esize;
integer m;
case size of
    when '01' esize = 16; m = UInt(Vm:M);
    when '10' esize = 32; m = UInt(Vm:M);
    when '11' esize = 64; m = UInt(M:Vm);
```

CONSTRAINED UNPREDICTABLE behavior

If `InITBlock()`, then one of the following behaviors must occur:

- The instruction is UNDEFINED.
- The instruction executes as if it passes the Condition code check.
- The instruction executes as NOP. This means it behaves as if it fails the Condition code check.

Assembler Symbols

<q> See *Standard assembler syntax fields*.

<dt> Is the data type for the elements of the destination, encoded in “op”:

op	<dt>
0	U32
1	S32

<Sd> Is the 32-bit name of the SIMD&FP destination register, encoded in the "Vd:D" field.

<Sm> Is the 32-bit name of the SIMD&FP source register, encoded in the "Vm:M" field.

<Dm> Is the 64-bit name of the SIMD&FP source register, encoded in the "M:Vm" field.

Operation

```
EncodingSpecificOperations(); CheckVFPEEnabled(TRUE);
constant FPCR_Type fpcr = EffectiveFPCR();
case esize of
    when 16
        S[d] = FPToFixed(H[m], 0, unsigned, fpcr, rounding, 32);
    when 32
        S[d] = FPToFixed(S[m], 0, unsigned, fpcr, rounding, 32);
    when 64
        S[d] = FPToFixed(D[m], 0, unsigned, fpcr, rounding, 32);
```

VCVTR

Convert floating-point to integer converts a value in a register from floating-point to a 32-bit integer, using the rounding mode specified by the *FPSCR* and places the result in a second register.

*VCVT (between floating-point and fixed-point, floating-point)* describes conversions between floating-point and 16-bit integers.

Depending on settings in the *CPACR*, *NSACR*, *HCPTR*, and *FPEXC* registers, and the Security state and PE mode in which the instruction is executed, an attempt to execute the instruction might be UNDEFINED, or trapped to Hyp mode. For more information see *Enabling Advanced SIMD and floating-point support*.

It has encodings from the following instruction sets: A32 ( [A1](#) ) and T32 ( [T1](#) ) .

A1

31	30	29	28	27	26	25	24	23	22	21	20	19	18	17	16	15	14	13	12	11	10	9	8	7	6	5	4	3	2	1	0
!= 1111				1	1	1	0	1	D	1	1	1	1	0	x	Vd				1	0	size		0	1	M	0	Vm			
cond										opc2										op											

### Half-precision scalar (opc2 == 100 && size == 01) (FEAT\_FP16)

VCVTR{<c>}{<q>}.U32.F16 <Sd>, <Sm>

### Half-precision scalar (opc2 == 101 && size == 01) (FEAT\_FP16)

VCVTR{<c>}{<q>}.S32.F16 <Sd>, <Sm>

### Single-precision scalar (opc2 == 100 && size == 10)

VCVTR{<c>}{<q>}.U32.F32 <Sd>, <Sm>

### Single-precision scalar (opc2 == 101 && size == 10)

VCVTR{<c>}{<q>}.S32.F32 <Sd>, <Sm>

### Double-precision scalar (opc2 == 100 && size == 11)

VCVTR{<c>}{<q>}.U32.F64 <Sd>, <Dm>

### Double-precision scalar (opc2 == 101 && size == 11)

VCVTR{<c>}{<q>}.S32.F64 <Sd>, <Dm>

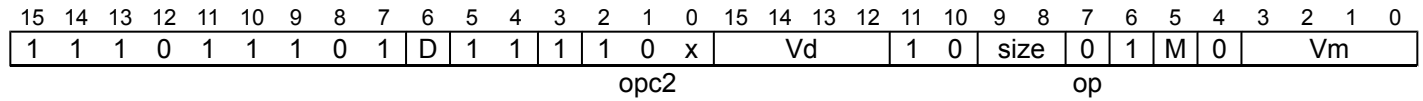
```
if opc2 != '000' && !(opc2 IN {'10x'}) then SEE "Related encodings";
if size == '00' || (size == '01' && !IsFeatureImplemented(FEAT_FP16)) then UNDEFINED;
if size == '01' && cond != '1110' then UNPREDICTABLE;
integer d;
integer esize;
integer m;
boolean unsigned;
FPRounding rounding;
constant to_integer = (opc2<2> == '1');
boolean zero_rounding;
if to_integer then
    unsigned = (opc2<0> == '0');
    zero_rounding = (op == '1');
    d = UInt(Vd:D);
    case size of
        when '01' esize = 16; m = UInt(Vm:M);
        when '10' esize = 32; m = UInt(Vm:M);
        when '11' esize = 64; m = UInt(M:Vm);
else
    unsigned = (op == '0');
    zero_rounding = FALSE;
    m = UInt(Vm:M);
    case size of
        when '01' esize = 16; d = UInt(Vd:D);
        when '10' esize = 32; d = UInt(Vd:D);
        when '11' esize = 64; d = UInt(D:Vd);
```

## CONSTRAINED UNPREDICTABLE behavior

If size == '01' && cond != '1110', then one of the following behaviors must occur:

- The instruction is UNDEFINED.
- The instruction executes as if it passes the Condition code check.
- The instruction executes as NOP. This means it behaves as if it fails the Condition code check.





**Half-precision scalar (opc2 == 100 && size == 01)**  
(FEAT\_FP16)

VCVTR{<c>}{<q>}.U32.F16 <Sd>, <Sm>

**Half-precision scalar (opc2 == 101 && size == 01)**  
(FEAT\_FP16)

VCVTR{<c>}{<q>}.S32.F16 <Sd>, <Sm>

**Single-precision scalar (opc2 == 100 && size == 10)**

VCVTR{<c>}{<q>}.U32.F32 <Sd>, <Sm>

**Single-precision scalar (opc2 == 101 && size == 10)**

VCVTR{<c>}{<q>}.S32.F32 <Sd>, <Sm>

**Double-precision scalar (opc2 == 100 && size == 11)**

VCVTR{<c>}{<q>}.U32.F64 <Sd>, <Dm>

**Double-precision scalar (opc2 == 101 && size == 11)**

VCVTR{<c>}{<q>}.S32.F64 <Sd>, <Dm>

```

if opc2 != '000' && !(opc2 IN {'10x'}) then SEE "Related encodings";
if size == '00' || (size == '01' && !IsFeatureImplemented(FEAT_FP16)) then UNDEFINED;
if size == '01' && InITBlock() then UNPREDICTABLE;
integer esize;
integer m;
integer d;
boolean unsigned;
FPRounding rounding;
boolean zero_rounding;
constant to_integer = (opc2<2> == '1');
if to_integer then
    unsigned = (opc2<0> == '0');
    zero_rounding = (op == '1');
    d = UInt(Vd:D);
    case size of
        when '01' esize = 16; m = UInt(Vm:M);
        when '10' esize = 32; m = UInt(Vm:M);
        when '11' esize = 64; m = UInt(M:Vm);
else
    unsigned = (op == '0');
    zero_rounding = FALSE;
    m = UInt(Vm:M);
    case size of
        when '01' esize = 16; d = UInt(Vd:D);
        when '10' esize = 32; d = UInt(Vd:D);
        when '11' esize = 64; d = UInt(D:Vd);

```

## CONSTRAINED UNPREDICTABLE behavior

If `size == '01' && InITBlock()`, then one of the following behaviors must occur:

- The instruction is UNDEFINED.
- The instruction executes as if it passes the Condition code check.

- The instruction executes as NOP. This means it behaves as if it fails the Condition code check.

Related encodings: See [Floating-point data-processing](#) for the T32 instruction set, or [Floating-point data-processing](#) for the A32 instruction set.

## Assembler Symbols

<c>	See <a href="#">Standard assembler syntax fields</a> .
<q>	See <a href="#">Standard assembler syntax fields</a> .
<Sd>	Is the 32-bit name of the SIMD&FP destination register, encoded in the "Vd:D" field.
<Sm>	Is the 32-bit name of the SIMD&FP source register, encoded in the "Vm:M" field.
<Dm>	Is the 64-bit name of the SIMD&FP source register, encoded in the "M:Vm" field.

## Operation

```

if ConditionPassed() then
    EncodingSpecificOperations(); CheckVFPEEnabled(TRUE);
    constant FPCR_Type fpcr = EffectiveFPCR();
    rounding = if zero_rounding then FPRounding\_ZERO else FPRoundingMode(fpcr);
    if to_integer then
        case esize of
            when 16
                S[d] = FPToFixed(H[m], 0, unsigned, fpcr, rounding, 32);
            when 32
                S[d] = FPToFixed(S[m], 0, unsigned, fpcr, rounding, 32);
            when 64
                S[d] = FPToFixed(D[m], 0, unsigned, fpcr, rounding, 32);
    else
        case esize of
            when 16
                H[d] = FixedToFP(S[m], 0, unsigned, fpcr, rounding, 16);
            when 32
                S[d] = FixedToFP(S[m], 0, unsigned, fpcr, rounding, 32);
            when 64
                D[d] = FixedToFP(S[m], 0, unsigned, fpcr, rounding, 64);

```

Internal version only: isa v01\_31, pseudocode v2024-03\_rel ; Build timestamp: 2024-03-25T10:05

Copyright © 2010-2024 Arm Limited or its affiliates. All rights reserved. This document is Non-Confidential.

## VCVTT

Convert to or from a half-precision value in the top half of a single-precision register does one of the following:

- Converts the half-precision value in the top half of a single-precision register to single-precision and writes the result to a single-precision register.
- Converts the half-precision value in the top half of a single-precision register to double-precision and writes the result to a double-precision register.
- Converts the single-precision value in a single-precision register to half-precision and writes the result into the top half of a single-precision register, preserving the other half of the destination register.
- Converts the double-precision value in a double-precision register to half-precision and writes the result into the top half of a single-precision register, preserving the other half of the destination register.

Depending on settings in the [CPACR](#), [NSACR](#), [HCPTR](#), and [FPEXC](#) registers, and the Security state and PE mode in which the instruction is executed, an attempt to execute the instruction might be UNDEFINED, or trapped to Hyp mode. For more information see [Enabling Advanced SIMD and floating-point support](#).

It has encodings from the following instruction sets: A32 ( [A1](#) ) and T32 ( [T1](#) ).

### A1

31	30	29	28	27	26	25	24	23	22	21	20	19	18	17	16	15	14	13	12	11	10	9	8	7	6	5	4	3	2	1	0
!= 1111				1	1	1	0	1	D	1	1	0	0	1	op	Vd				1	0	1	sz	1	1	M	0	Vm			
cond																T															

#### Half-precision to single-precision (op == 0 && sz == 0)

```
VCVTT{<c>}{<q>}.F32.F16 <Sd>, <Sm>
```

#### Half-precision to double-precision (op == 0 && sz == 1)

```
VCVTT{<c>}{<q>}.F64.F16 <Dd>, <Sm>
```

#### Single-precision to half-precision (op == 1 && sz == 0)

```
VCVTT{<c>}{<q>}.F16.F32 <Sd>, <Sm>
```

#### Double-precision to half-precision (op == 1 && sz == 1)

```
VCVTT{<c>}{<q>}.F16.F64 <Sd>, <Dm>
```

```
constant uses_double = (sz == '1'); constant convert_from_half = (op == '0');
constant integer_lowbit = (if T == '1' then 16 else 0);
integer d;
integer m;
if uses_double then
    if convert_from_half then
        d = UInt(D:Vd); m = UInt(Vm:M);
    else
        d = UInt(Vd:D); m = UInt(M:Vm);
else
    d = UInt(Vd:D); m = UInt(Vm:M);
```

### T1

15	14	13	12	11	10	9	8	7	6	5	4	3	2	1	0	15	14	13	12	11	10	9	8	7	6	5	4	3	2	1	0
1	1	1	0	1	1	1	0	1	D	1	1	0	0	1	op	Vd				1	0	1	sz	1	1	M	0	Vm			
																T															

Half-precision to single-precision (op == 0 && sz == 0)

```
VCVTT{<c>}{<q>}.F32.F16 <Sd>, <Sm>
```

Half-precision to double-precision (op == 0 && sz == 1)

```
VCVTT{<c>}{<q>}.F64.F16 <Dd>, <Sm>
```

Single-precision to half-precision (op == 1 && sz == 0)

```
VCVTT{<c>}{<q>}.F16.F32 <Sd>, <Sm>
```

Double-precision to half-precision (op == 1 && sz == 1)

```
VCVTT{<c>}{<q>}.F16.F64 <Sd>, <Dm>
```

```
constant uses_double = (sz == '1'); constant convert_from_half = (op == '0');
constant integer lowbit = (if T == '1' then 16 else 0);
integer d;
integer m;
if uses_double then
    if convert_from_half then
        d = UInt(D:Vd); m = UInt(Vm:M);
    else
        d = UInt(Vd:D); m = UInt(M:Vm);
else
    d = UInt(Vd:D); m = UInt(Vm:M);
```

Assembler Symbols

- <c> See *Standard assembler syntax fields*.
- <q> See *Standard assembler syntax fields*.
- <Sd> Is the 32-bit name of the SIMD&FP destination register, encoded in the "Vd:D" field.
- <Dm> Is the 64-bit name of the SIMD&FP source register, encoded in the "M:Vm" field.
- <Dd> Is the 64-bit name of the SIMD&FP destination register, encoded in the "D:Vd" field.
- <Sm> Is the 32-bit name of the SIMD&FP source register, encoded in the "Vm:M" field.

Operation

```
if ConditionPassed() then
    EncodingSpecificOperations(); CheckVFPEEnabled(TRUE);
    bits(16) hp;
    constant FPCR_Type fpcr = EffectiveFPCR();
    if convert_from_half then
        hp = S[m]<lowbit+15:lowbit>;
        if uses_double then
            D[d] = FPConvert(hp, fpcr, 64);
        else
            S[d] = FPConvert(hp, fpcr, 32);
    else
        if uses_double then
            hp = FPConvert(D[m], fpcr, 16);
        else
            hp = FPConvert(S[m], fpcr, 16);
        S[d]<lowbit+15:lowbit> = hp;
```

VCVTT (BFloat16)

Converts the single-precision value in a single-precision register to BFloat16 format and writes the result in the top half of a single-precision register, preserving the bottom 16 bits of the register.

Unlike the BFloat16 multiplication instructions, this instruction honors all the control bits in the *FPSCR* that apply to single-precision arithmetic, including the rounding mode. This instruction can generate a floating-point exception which causes a cumulative exception bit in the *FPSCR* to be set, or a synchronous exception to be taken, depending on the enable bits in the *FPSCR*.

It has encodings from the following instruction sets: A32 ( [A1](#) ) and T32 ( [T1](#) ).

A1  
(FEAT\_AA32BF16)

31	30	29	28	27	26	25	24	23	22	21	20	19	18	17	16	15	14	13	12	11	10	9	8	7	6	5	4	3	2	1	0
!= 1111				1	1	1	0	1	D	1	1	0	0	1	1	Vd				1	0	0	1	1	1	M	0	Vm			
cond																															

A1

```
VCVTT{<c>}{<q>}.BF16.F32 <Sd>, <Sm>
```

```
if !IsFeatureImplemented(FEAT_AA32BF16) then UNDEFINED;
constant integer d = UInt(Vd:D);
constant integer m = UInt(Vm:M);
```

T1  
(FEAT\_AA32BF16)

15	14	13	12	11	10	9	8	7	6	5	4	3	2	1	0	15	14	13	12	11	10	9	8	7	6	5	4	3	2	1	0
1	1	1	0	1	1	1	0	1	D	1	1	0	0	1	1	Vd				1	0	0	1	1	1	M	0	Vm			

T1

```
VCVTT{<c>}{<q>}.BF16.F32 <Sd>, <Sm>
```

```
if !IsFeatureImplemented(FEAT_AA32BF16) then UNDEFINED;
constant integer d = UInt(Vd:D);
constant integer m = UInt(Vm:M);
```

Assembler Symbols

- <c> See *Standard assembler syntax fields*.
- <q> See *Standard assembler syntax fields*.
- <Sd> Is the 32-bit name of the SIMD&FP destination register, encoded in the "Vd:D" field.
- <Sm> Is the 32-bit name of the SIMD&FP source register, encoded in the "Vm:M" field.

Operation

```
if ConditionPassed() then
    EncodingSpecificOperations();
    CheckVFPEEnabled(TRUE);

    S[d]<31:16> = FPConvertBF(S[m], EffectiveFPCR());
```

VDIV

Divide divides one floating-point value by another floating-point value and writes the result to a third floating-point register.

Depending on settings in the [CPACR](#), [NSACR](#), [HCPTR](#), and [FPEXC](#) registers, and the Security state and PE mode in which the instruction is executed, an attempt to execute the instruction might be UNDEFINED, or trapped to Hyp mode. For more information see [Enabling Advanced SIMD and floating-point support](#).

It has encodings from the following instruction sets: A32 ( [A1](#) ) and T32 ( [T1](#) ).

A1

31	30	29	28	27	26	25	24	23	22	21	20	19	18	17	16	15	14	13	12	11	10	9	8	7	6	5	4	3	2	1	0
!= 1111				1	1	1	0	1	D	0	0	Vn				Vd				1	0	size	N	0	M	0	Vm				
cond																															

Half-precision scalar (size == 01)  
(FEAT\_FP16)

```
VDIV{<c>}{<q>}.F16 {<Sd>}, <Sn>, <Sm>
```

Single-precision scalar (size == 10)

```
VDIV{<c>}{<q>}.F32 {<Sd>}, <Sn>, <Sm>
```

Double-precision scalar (size == 11)

```
VDIV{<c>}{<q>}.F64 {<Dd>}, <Dn>, <Dm>
```

```
if FPSCR.Len != '000' || FPSCR.Stride != '00' then UNDEFINED;
if size == '00' || (size == '01' && !IsFeatureImplemented(FEAT_FP16)) then UNDEFINED;
if size == '01' && cond != '1110' then UNPREDICTABLE;
integer esize;
integer d;
integer n;
integer m;
case size of
  when '01' esize = 16; d = UInt(Vd:D); n = UInt(Vn:N); m = UInt(Vm:M);
  when '10' esize = 32; d = UInt(Vd:D); n = UInt(Vn:N); m = UInt(Vm:M);
  when '11' esize = 64; d = UInt(D:Vd); n = UInt(N:Vn); m = UInt(M:Vm);
```

CONSTRAINED UNPREDICTABLE behavior

If `size == '01' && cond != '1110'`, then one of the following behaviors must occur:

- The instruction is UNDEFINED.
- The instruction executes as if it passes the Condition code check.
- The instruction executes as NOP. This means it behaves as if it fails the Condition code check.

T1

15	14	13	12	11	10	9	8	7	6	5	4	3	2	1	0	15	14	13	12	11	10	9	8	7	6	5	4	3	2	1	0
1	1	1	0	1	1	1	0	1	D	0	0	Vn				Vd				1	0	size	N	0	M	0	Vm				

Half-precision scalar (size == 01)  
(FEAT\_FP16)

```
VDIV{<c>}{<q>}.F16 {<Sd>,} <Sn>, <Sm>
```

Single-precision scalar (size == 10)

```
VDIV{<c>}{<q>}.F32 {<Sd>,} <Sn>, <Sm>
```

Double-precision scalar (size == 11)

```
VDIV{<c>}{<q>}.F64 {<Dd>,} <Dn>, <Dm>
```

```
if size == '01' && InITBlock() then UNPREDICTABLE;
if FPSCR.Len != '000' || FPSCR.Stride != '00' then UNDEFINED;
if size == '00' || (size == '01' && !IsFeatureImplemented(FEAT_FP16)) then UNDEFINED;
integer esize;
integer d;
integer n;
integer m;
case size of
    when '01' esize = 16; d = UInt(Vd:D); n = UInt(Vn:N); m = UInt(Vm:M);
    when '10' esize = 32; d = UInt(Vd:D); n = UInt(Vn:N); m = UInt(Vm:M);
    when '11' esize = 64; d = UInt(D:Vd); n = UInt(N:Vn); m = UInt(M:Vm);
```

CONSTRAINED UNPREDICTABLE behavior

If `size == '01' && InITBlock()`, then one of the following behaviors must occur:

- The instruction is UNDEFINED.
- The instruction executes as if it passes the Condition code check.
- The instruction executes as NOP. This means it behaves as if it fails the Condition code check.

Assembler Symbols

<c>	See <i>Standard assembler syntax fields</i> .
<q>	See <i>Standard assembler syntax fields</i> .
<Sd>	Is the 32-bit name of the SIMD&FP destination register, encoded in the "Vd:D" field.
<Sn>	Is the 32-bit name of the first SIMD&FP source register, encoded in the "Vn:N" field.
<Sm>	Is the 32-bit name of the second SIMD&FP source register, encoded in the "Vm:M" field.
<Dd>	Is the 64-bit name of the SIMD&FP destination register, encoded in the "D:Vd" field.
<Dn>	Is the 64-bit name of the first SIMD&FP source register, encoded in the "N:Vn" field.
<Dm>	Is the 64-bit name of the second SIMD&FP source register, encoded in the "M:Vm" field.

Operation

```
if ConditionPassed() then
    EncodingSpecificOperations();
    CheckVFPEEnabled(TRUE);
    constant FPSCR_Type fpcr = EffectiveFPSCR();
    case esize of
        when 16
            H[d] = FPDiv(H[n], H[m], fpcr);
        when 32
            S[d] = FPDiv(S[n], S[m], fpcr);
        when 64
            D[d] = FPDiv(D[n], D[m], fpcr);
```

## VDOT (by element)

BFloat16 floating-point indexed dot product (vector, by element). This instruction delimits the source vectors into pairs of 16-bit BF16 elements. Each pair of elements in the first source vector is multiplied by the indexed pair of elements in the second source vector. The resulting single-precision products are then summed and added destructively to the single-precision element in the destination vector which aligns with the pair of BFloat16 values in the first source vector. The instruction does not update the *FPSCR* exception status.

It has encodings from the following instruction sets: A32 ( [A1](#) ) and T32 ( [T1](#) ).

### A1

#### (FEAT\_AA32BF16)

31	30	29	28	27	26	25	24	23	22	21	20	19	18	17	16	15	14	13	12	11	10	9	8	7	6	5	4	3	2	1	0
1	1	1	1	1	1	1	0	0	D	0	0	Vn				Vd				1	1	0	1	N	Q	M	0	Vm			

#### 64-bit SIMD vector (Q == 0)

```
VDOT{<q>}.BF16 <Dd>, <Dn>, <Dm>[<index>]
```

#### 128-bit SIMD vector (Q == 1)

```
VDOT{<q>}.BF16 <Qd>, <Qn>, <Dm>[<index>]
```

```
if !IsFeatureImplemented(FEAT_AA32BF16) then UNDEFINED;
if Q == '1' && (Vd<0> == '1' || Vn<0> == '1') then UNDEFINED;
constant integer d = UInt(D:Vd);
constant integer n = UInt(N:Vn);
constant integer m = UInt(Vm);
constant integer i = UInt(M);
constant integer regs = if Q == '1' then 2 else 1;
```

### T1

#### (FEAT\_AA32BF16)

15	14	13	12	11	10	9	8	7	6	5	4	3	2	1	0	15	14	13	12	11	10	9	8	7	6	5	4	3	2	1	0
1	1	1	1	1	1	1	0	0	D	0	0	Vn				Vd				1	1	0	1	N	Q	M	0	Vm			

#### 64-bit SIMD vector (Q == 0)

```
VDOT{<q>}.BF16 <Dd>, <Dn>, <Dm>[<index>]
```

#### 128-bit SIMD vector (Q == 1)

```
VDOT{<q>}.BF16 <Qd>, <Qn>, <Dm>[<index>]
```

```
if InITBlock() then UNPREDICTABLE;
if !IsFeatureImplemented(FEAT_AA32BF16) then UNDEFINED;
if Q == '1' && (Vd<0> == '1' || Vn<0> == '1') then UNDEFINED;
constant integer d = UInt(D:Vd);
constant integer n = UInt(N:Vn);
constant integer m = UInt(Vm);
constant integer i = UInt(M);
constant integer regs = if Q == '1' then 2 else 1;
```

## Assembler Symbols

<q>	See <i>Standard assembler syntax fields</i> .
<Qd>	Is the 128-bit name of the SIMD&FP destination register, encoded in the "D:Vd" field as <Qd>*2.
<Qn>	Is the 128-bit name of the first SIMD&FP source register, encoded in the "N:Vn" field as <Qn>*2.



<Dd>	Is the 64-bit name of the SIMD&FP destination register, encoded in the "D:Vd" field.
<Dn>	Is the 64-bit name of the first SIMD&FP source register, encoded in the "N:Vn" field.
<Dm>	Is the 64-bit name of the second SIMD&FP source register, encoded in the "Vm" field.
<index>	Is the element index in the range 0 to 1, encoded in the "M" field.

## Operation

```

CheckAdvSIMDEnabled();
constant FPCR_Type fpcr = StandardFPCR();

bits(64) operand1;
bits(64) operand2;
bits(64) result;

operand2 = Din[m];
for r = 0 to regs-1
    operand1 = Din[n+r];
    result = Din[d+r];
    for e = 0 to 1
        constant bits(16) elt1_a = Elem[operand1, 2 * e + 0, 16];
        constant bits(16) elt1_b = Elem[operand1, 2 * e + 1, 16];
        constant bits(16) elt2_a = Elem[operand2, 2 * i + 0, 16];
        constant bits(16) elt2_b = Elem[operand2, 2 * i + 1, 16];
        constant bits(32) sum = FPAdd_BF16(BFMulH(elt1_a, elt2_a, fpcr),
                                             BFMulH(elt1_b, elt2_b, fpcr), fpcr);
        Elem[result, e, 32] = FPAdd_BF16(Elem[result, e, 32], sum, fpcr);
    D[d+r] = result;

```

Internal version only: isa v01\_31, pseudocode v2024-03\_rel ; Build timestamp: 2024-03-25T10:05

Copyright © 2010-2024 Arm Limited or its affiliates. All rights reserved. This document is Non-Confidential.

# VDOT (vector)

BFloat16 floating-point (BF16) dot product (vector). This instruction delimits the source vectors into pairs of 16-bit BF16 elements. Within each pair, the elements in the first source vector are multiplied by the corresponding elements in the second source vector. The resulting single-precision products are then summed and added destructively to the single-precision element in the destination vector which aligns with the pair of BF16 values in the first source vector. The instruction does not update the *FPSCR* exception status.

It has encodings from the following instruction sets: A32 ( [A1](#) ) and T32 ( [T1](#) ).

## A1 (FEAT\_AA32BF16)

31	30	29	28	27	26	25	24	23	22	21	20	19	18	17	16	15	14	13	12	11	10	9	8	7	6	5	4	3	2	1	0
1	1	1	1	1	1	0	0	0	D	0	0	Vn				Vd				1	1	0	1	N	Q	M	0	Vm			

### 64-bit SIMD vector (Q == 0)

VDOT{<q>}.BF16 <Dd>, <Dn>, <Dm>

### 128-bit SIMD vector (Q == 1)

VDOT{<q>}.BF16 <Qd>, <Qn>, <Qm>

```
if !IsFeatureImplemented(FEAT_AA32BF16) then UNDEFINED;
if Q == '1' && (Vd<0> == '1' || Vn<0> == '1' || Vm<0> == '1') then UNDEFINED;
constant integer d = UInt(D:Vd);
constant integer n = UInt(N:Vn);
constant integer m = UInt(M:Vm);
constant integer regs = if Q == '1' then 2 else 1;
```

## T1 (FEAT\_AA32BF16)

15	14	13	12	11	10	9	8	7	6	5	4	3	2	1	0	15	14	13	12	11	10	9	8	7	6	5	4	3	2	1	0
1	1	1	1	1	1	0	0	0	D	0	0	Vn			Vd			1	1	0	1	N	Q	M	0	Vm					

### 64-bit SIMD vector (Q == 0)

VDOT{<q>}.BF16 <Dd>, <Dn>, <Dm>

### 128-bit SIMD vector (Q == 1)

VDOT{<q>}.BF16 <Qd>, <Qn>, <Qm>

```
if InITBlock() then UNPREDICTABLE;
if !IsFeatureImplemented(FEAT_AA32BF16) then UNDEFINED;
if Q == '1' && (Vd<0> == '1' || Vn<0> == '1' || Vm<0> == '1') then UNDEFINED;
constant integer d = UInt(D:Vd);
constant integer n = UInt(N:Vn);
constant integer m = UInt(M:Vm);
constant integer regs = if Q == '1' then 2 else 1;
```

## Assembler Symbols

<q>	See <i>Standard assembler syntax fields</i> .
<Qd>	Is the 128-bit name of the SIMD&FP destination register, encoded in the "D:Vd" field as <Qd>*2.
<Qn>	Is the 128-bit name of the first SIMD&FP source register, encoded in the "N:Vn" field as <Qn>*2.
<Qm>	Is the 128-bit name of the second SIMD&FP source register, encoded in the "M:Vm" field as <Qm>*2.
<Dd>	Is the 64-bit name of the SIMD&FP destination register, encoded in the "D:Vd" field.

<Dn> Is the 64-bit name of the first SIMD&FP source register, encoded in the "N:Vn" field.

<Dm> Is the 64-bit name of the second SIMD&FP source register, encoded in the "M:Vm" field.

## Operation

```

CheckAdvSIMDEnabled();
constant FPCR_Type fpcr = StandardFPCR();

bits(64) operand1;
bits(64) operand2;
bits(64) result;

for r = 0 to regs-1
    operand1 = Din[n+r];
    operand2 = Din[m+r];
    result = Din[d+r];
    for e = 0 to 1
        constant bits(16) elt1_a = Elem[operand1, 2 * e + 0, 16];
        constant bits(16) elt1_b = Elem[operand1, 2 * e + 1, 16];
        constant bits(16) elt2_a = Elem[operand2, 2 * e + 0, 16];
        constant bits(16) elt2_b = Elem[operand2, 2 * e + 1, 16];
        constant bits(32) sum = FPAdd_BF16(BFMulH(elt1_a, elt2_a, fpcr),
                                           BFMulH(elt1_b, elt2_b, fpcr), fpcr);
        Elem[result, e, 32] = FPAdd_BF16(Elem[result, e, 32], sum, fpcr);
    D[d+r] = result;

```

Internal version only: isa v01\_31, pseudocode v2024-03\_rel ; Build timestamp: 2024-03-25T10:05

Copyright © 2010-2024 Arm Limited or its affiliates. All rights reserved. This document is Non-Confidential.

VDUP (general-purpose register)

Duplicate general-purpose register to vector duplicates an element from a general-purpose register into every element of the destination vector. The destination vector elements can be 8-bit, 16-bit, or 32-bit fields. The source element is the least significant 8, 16, or 32 bits of the general-purpose register. There is no distinction between data types. Depending on settings in the CPACR, NSACR, and HCPTR registers, and the Security state and PE mode in which the instruction is executed, an attempt to execute the instruction might be UNDEFINED, or trapped to Hyp mode. For more information see Enabling Advanced SIMD and floating-point support.

It has encodings from the following instruction sets: A32 ( A1 ) and T32 ( T1 ).

A1

31	30	29	28	27	26	25	24	23	22	21	20	19	18	17	16	15	14	13	12	11	10	9	8	7	6	5	4	3	2	1	0
!= 1111				1	1	1	0	1	B	Q	0	Vd				Rt				1	0	1	1	D	0	E	1	(0)	(0)	(0)	(0)
cond																															

A1

```
VDUP{<c>}{<q>}.<size> <Qd>, <Rt> // (Encoded as Q = 1)

VDUP{<c>}{<q>}.<size> <Dd>, <Rt> // (Encoded as Q = 0)

if Q == '1' && Vd<0> == '1' then UNDEFINED;
constant d = UInt(D:Vd); constant t = UInt(Rt); constant regs = if Q == '0' then 1 else 2;
if B:E == '11' then UNDEFINED;
constant integer esize = 32 >> UInt(B:E);
constant integer elements = 64 DIV esize;
// Armv8-A removes UNPREDICTABLE for R13
if t == 15 then UNPREDICTABLE;
```

T1

15	14	13	12	11	10	9	8	7	6	5	4	3	2	1	0	15	14	13	12	11	10	9	8	7	6	5	4	3	2	1	0
1	1	1	0	1	1	1	0	1	B	Q	0	Vd				Rt				1	0	1	1	D	0	E	1	(0)	(0)	(0)	(0)

T1

```
VDUP{<c>}{<q>}.<size> <Qd>, <Rt> // (Encoded as Q = 1)

VDUP{<c>}{<q>}.<size> <Dd>, <Rt> // (Encoded as Q = 0)

if Q == '1' && Vd<0> == '1' then UNDEFINED;
constant d = UInt(D:Vd); constant t = UInt(Rt); constant regs = if Q == '0' then 1 else 2;
if B:E == '11' then UNDEFINED;
constant integer esize = 32 >> UInt(B:E);
constant integer elements = 64 DIV esize;
// Armv8-A removes UNPREDICTABLE for R13
if t == 15 then UNPREDICTABLE;
```

For more information about the CONSTRAINED UNPREDICTABLE behavior of this instruction, see Architectural Constraints on UNPREDICTABLE behaviors.

Assembler Symbols

- <c> See Standard assembler syntax fields. Arm strongly recommends that any VDUP instruction is unconditional, see Conditional execution.
- <q> See Standard assembler syntax fields.
- <size> The data size for the elements of the destination vector. It must be one of:  
8  
Encoded as [b, e] = 0b10.

**16**  
Encoded as [b, e] = 0b01.

**32**  
Encoded as [b, e] = 0b00.

<Qd>      The destination vector for a quadword operation.  
<Dd>      The destination vector for a doubleword operation.  
<Rt>      The Arm source register.

## Operation

```
if ConditionPassed\(\) then
    EncodingSpecificOperations(); CheckAdvSIMDEnabled\(\);
    constant scalar = R\[t\]<esize-1:0>;
    for r = 0 to regs-1
        for e = 0 to elements-1
            Elem\[D\[d+r\],e,esize\] = scalar;
```

## Operational information

If CPSR.DIT is 1 and this instruction passes its condition execution check:

- The execution time of this instruction is independent of:
  - The values of the data supplied in any of its registers.
  - The values of the NZCV flags.
- The response of this instruction to asynchronous exceptions does not vary based on:
  - The values of the data supplied in any of its registers.
  - The values of the NZCV flags.

Internal version only: isa v01\_31, pseudocode v2024-03\_rel ; Build timestamp: 2024-03-25T10:05

Copyright © 2010-2024 Arm Limited or its affiliates. All rights reserved. This document is Non-Confidential.

## VDUP (scalar)

Duplicate vector element to vector duplicates a single element of a vector into every element of the destination vector.

The scalar, and the destination vector elements, can be any one of 8-bit, 16-bit, or 32-bit fields. There is no distinction between data types.

For more information about scalars see [Advanced SIMD scalars](#).

Depending on settings in the [CPACR](#), [NSACR](#), and [HCPTR](#) registers, and the Security state and PE mode in which the instruction is executed, an attempt to execute the instruction might be UNDEFINED, or trapped to Hyp mode. For more information see [Enabling Advanced SIMD and floating-point support](#).

It has encodings from the following instruction sets: A32 ( [A1](#) ) and T32 ( [T1](#) ).

### A1

31	30	29	28	27	26	25	24	23	22	21	20	19	18	17	16	15	14	13	12	11	10	9	8	7	6	5	4	3	2	1	0
1	1	1	1	0	0	1	1	1	D	1	1	imm4			Vd			1		1	0			0	0	Q	M	0	Vm		

(Q == 0)

VDUP{<c>}{<q>}.<size> <Dd>, <Dm[x]>

(Q == 1)

VDUP{<c>}{<q>}.<size> <Qd>, <Dm[x]>

```
if imm4 IN {'x000'} then UNDEFINED;
if Q == '1' && Vd<0> == '1' then UNDEFINED;
constant integer esize = 8 << LowestSetBit(imm4);
integer index;
case imm4 of
    when 'xxx1' index = UInt(imm4<3:1>);
    when 'xx10' index = UInt(imm4<3:2>);
    when 'x100' index = UInt(imm4<3>);
constant d = UInt(D:Vd); constant m = UInt(M:Vm);
constant elements = 64 DIV esize; constant regs = if Q == '0' then 1 else 2;
```

### T1

15	14	13	12	11	10	9	8	7	6	5	4	3	2	1	0	15	14	13	12	11	10	9	8	7	6	5	4	3	2	1	0
1	1	1	1	1	1	1	1	1	D	1	1	imm4			Vd			1	1	0	0	0	Q	M	0	Vm					

(Q == 0)

VDUP{<c>}{<q>}.<size> <Dd>, <Dm[x]>

(Q == 1)

VDUP{<c>}{<q>}.<size> <Qd>, <Dm[x]>

```
if imm4 IN {'x000'} then UNDEFINED;
if Q == '1' && Vd<0> == '1' then UNDEFINED;
constant integer esize = 8 << LowestSetBit(imm4);
integer index;
case imm4 of
    when 'xxx1' index = UInt(imm4<3:1>);
    when 'xx10' index = UInt(imm4<3:2>);
    when 'x100' index = UInt(imm4<3>);
constant d = UInt(D:Vd); constant m = UInt(M:Vm);
constant elements = 64 DIV esize; constant regs = if Q == '0' then 1 else 2;
```

Assembler Symbols

<c>	For encoding A1: see <a href="#">Standard assembler syntax fields</a> . This encoding must be unconditional. For encoding T1: see <a href="#">Standard assembler syntax fields</a> .
<q>	See <a href="#">Standard assembler syntax fields</a> .
<size>	The data size. It must be one of: <b>8</b> Encoded as imm4<0> = '1'. imm4<3:1> encodes the index[x] of the scalar.  <b>16</b> Encoded as imm4<1:0> = '10'. imm4<3:2> encodes the index [x] of the scalar.  <b>32</b> Encoded as imm4<2:0> = '100'. imm4<3> encodes the index [x] of the scalar.
<Qd>	Is the 128-bit name of the SIMD&FP destination register, encoded in the "D:Vd" field as <Qd>*2.
<Dd>	Is the 64-bit name of the SIMD&FP destination register, encoded in the "D:Vd" field.
<Dm[x]>	The scalar. For details of how [x] is encoded, see the description of <size>.

Operation

```
if ConditionPassed() then
    EncodingSpecificOperations(); CheckAdvSIMDEnabled();
    constant scalar = Elem[D[m],index,esize];
    for r = 0 to regs-1
        for e = 0 to elements-1
            Elem[D[d+r],e,esize] = scalar;
```

Operational information

- If CPSR.DIT is 1 and this instruction passes its condition execution check:
- The execution time of this instruction is independent of:
    - The values of the data supplied in any of its registers.
    - The values of the NZCV flags.
  - The response of this instruction to asynchronous exceptions does not vary based on:
    - The values of the data supplied in any of its registers.
    - The values of the NZCV flags.

## VEOR

Vector Bitwise Exclusive-OR performs a bitwise exclusive-OR operation between two registers, and places the result in the destination register. The operand and result registers can be quadword or doubleword. They must all be the same size.

Depending on settings in the [CPACR](#), [NSACR](#), and [HCPTR](#) registers, and the Security state and PE mode in which the instruction is executed, an attempt to execute the instruction might be UNDEFINED, or trapped to Hyp mode. For more information see [Enabling Advanced SIMD and floating-point support](#).

It has encodings from the following instruction sets: A32 ([A1](#)) and T32 ([T1](#)).

### A1

31	30	29	28	27	26	25	24	23	22	21	20	19	18	17	16	15	14	13	12	11	10	9	8	7	6	5	4	3	2	1	0
1	1	1	1	0	0	1	1	0	D	0	0	Vn			Vd			0 0 0 1			N	Q	M	1	Vm						

#### 64-bit SIMD vector (Q == 0)

VEOR{<c>}{<q>}{.<dt>} {<Dd>}, <Dn>, <Dm>

#### 128-bit SIMD vector (Q == 1)

VEOR{<c>}{<q>}{.<dt>} {<Qd>}, <Qn>, <Qm>

```
if Q == '1' && (Vd<0> == '1' || Vn<0> == '1' || Vm<0> == '1') then UNDEFINED;
constant d = UInt(D:Vd); constant n = UInt(N:Vn); constant m = UInt(M:Vm);
constant regs = if Q == '0' then 1 else 2;
```

### T1

15	14	13	12	11	10	9	8	7	6	5	4	3	2	1	0	15	14	13	12	11	10	9	8	7	6	5	4	3	2	1	0
1	1	1	1	1	1	1	1	0	D	0	0	Vn			Vd			0	0	0	1	N	Q	M	1	Vm					

#### 64-bit SIMD vector (Q == 0)

VEOR{<c>}{<q>}{.<dt>} {<Dd>}, <Dn>, <Dm>

#### 128-bit SIMD vector (Q == 1)

VEOR{<c>}{<q>}{.<dt>} {<Qd>}, <Qn>, <Qm>

```
if Q == '1' && (Vd<0> == '1' || Vn<0> == '1' || Vm<0> == '1') then UNDEFINED;
constant d = UInt(D:Vd); constant n = UInt(N:Vn); constant m = UInt(M:Vm);
constant regs = if Q == '0' then 1 else 2;
```

## Assembler Symbols

<c>	For encoding A1: see <a href="#">Standard assembler syntax fields</a> . This encoding must be unconditional. For encoding T1: see <a href="#">Standard assembler syntax fields</a> .
<q>	See <a href="#">Standard assembler syntax fields</a> .
<dt>	An optional data type. It is ignored by assemblers, and does not affect the encoding.
<Qd>	Is the 128-bit name of the SIMD&FP destination register, encoded in the "D:Vd" field as <Qd>*2.
<Qn>	Is the 128-bit name of the first SIMD&FP source register, encoded in the "N:Vn" field as <Qn>*2.
<Qm>	Is the 128-bit name of the second SIMD&FP source register, encoded in the "M:Vm" field as <Qm>*2.
<Dd>	Is the 64-bit name of the SIMD&FP destination register, encoded in the "D:Vd" field.
<Dn>	Is the 64-bit name of the first SIMD&FP source register, encoded in the "N:Vn" field.
<Dm>	Is the 64-bit name of the second SIMD&FP source register, encoded in the "M:Vm" field.



## Operation

```
if ConditionPassed() then
    EncodingSpecificOperations(); CheckAdvSIMDEnabled();
    for r = 0 to regs-1
        D[d+r] = D[n+r] EOR D[m+r];
```

## Operational information

If CPSR.DIT is 1 and this instruction passes its condition execution check:

- The execution time of this instruction is independent of:
  - The values of the data supplied in any of its registers.
  - The values of the NZCV flags.
- The response of this instruction to asynchronous exceptions does not vary based on:
  - The values of the data supplied in any of its registers.
  - The values of the NZCV flags.

Internal version only: isa v01\_31, pseudocode v2024-03\_rel ; Build timestamp: 2024-03-25T10:05

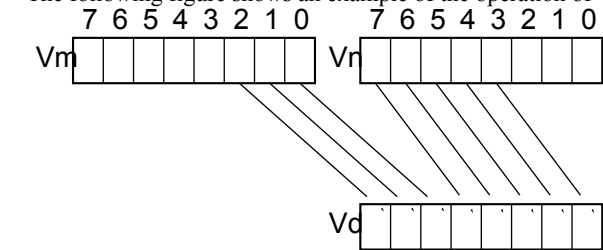
Copyright © 2010-2024 Arm Limited or its affiliates. All rights reserved. This document is Non-Confidential.

VEXT (byte elements)

Vector Extract extracts elements from the bottom end of the second operand vector and the top end of the first, concatenates them and places the result in the destination vector.

The elements of the vectors are treated as being 8-bit fields. There is no distinction between data types.

The following figure shows an example of the operation of VEXT doubleword operation for imm = 3.



Depending on settings in the [CPACR](#), [NSACR](#), and [HCPTR](#) registers, and the Security state and PE mode in which the instruction is executed, an attempt to execute the instruction might be UNDEFINED, or trapped to Hyp mode. For more information see [Enabling Advanced SIMD and floating-point support](#).

This instruction is used by the pseudo-instruction [VEXT \(multibyte elements\)](#).

It has encodings from the following instruction sets: A32 ( [A1](#) ) and T32 ( [T1](#) ) .

A1

31	30	29	28	27	26	25	24	23	22	21	20	19	18	17	16	15	14	13	12	11	10	9	8	7	6	5	4	3	2	1	0
1	1	1	1	0	0	1	0	1	D	1	1	Vn				Vd				imm4				N	Q	M	0	Vm			

64-bit SIMD vector (Q == 0)

VEXT{<c>}{<q>}.8 {<Dd>}, <Dn>, <Dm>, #<imm>

128-bit SIMD vector (Q == 1)

VEXT{<c>}{<q>}.8 {<Qd>}, <Qn>, <Qm>, #<imm>

```
if Q == '1' && (Vd<0> == '1' || Vn<0> == '1' || Vm<0> == '1') then UNDEFINED;
if Q == '0' && imm4<3> == '1' then UNDEFINED;
constant quadword_operation = (Q == '1');
constant integer position = 8 * UInt(imm4);
constant d = UInt(D:Vd);  constant n = UInt(N:Vn);  constant m = UInt(M:Vm);
```

T1

15	14	13	12	11	10	9	8	7	6	5	4	3	2	1	0	15	14	13	12	11	10	9	8	7	6	5	4	3	2	1	0
1	1	1	0	1	1	1	1	1	D	1	1	Vn				Vd				imm4				N	Q	M	0	Vm			

64-bit SIMD vector (Q == 0)

VEXT{<c>}{<q>}.8 {<Dd>}, <Dn>, <Dm>, #<imm>

128-bit SIMD vector (Q == 1)

VEXT{<c>}{<q>}.8 {<Qd>}, <Qn>, <Qm>, #<imm>

```
if Q == '1' && (Vd<0> == '1' || Vn<0> == '1' || Vm<0> == '1') then UNDEFINED;
if Q == '0' && imm4<3> == '1' then UNDEFINED;
constant quadword_operation = (Q == '1');
constant integer position = 8 * UInt(imm4);
constant d = UInt(D:Vd);  constant n = UInt(N:Vn);  constant m = UInt(M:Vm);
```

Assembler Symbols

<c>	For encoding A1: see <a href="#">Standard assembler syntax fields</a> . This encoding must be unconditional. For encoding T1: see <a href="#">Standard assembler syntax fields</a> .
<q>	See <a href="#">Standard assembler syntax fields</a> .
<Qd>	Is the 128-bit name of the SIMD&FP destination register, encoded in the "D:Vd" field as <Qd>*2.
<Qn>	Is the 128-bit name of the first SIMD&FP source register, encoded in the "N:Vn" field as <Qn>*2.
<Qm>	Is the 128-bit name of the second SIMD&FP source register, encoded in the "M:Vm" field as <Qm>*2.
<Dd>	Is the 64-bit name of the SIMD&FP destination register, encoded in the "D:Vd" field.
<Dn>	Is the 64-bit name of the first SIMD&FP source register, encoded in the "N:Vn" field.
<Dm>	Is the 64-bit name of the second SIMD&FP source register, encoded in the "M:Vm" field.
<imm>	For the 64-bit SIMD vector variant: is the location of the extracted result in the concatenation of the operands, as a number of bytes from the least significant end, in the range 0 to 7, encoded in the "imm4" field.  For the 128-bit SIMD vector variant: is the location of the extracted result in the concatenation of the operands, as a number of bytes from the least significant end, in the range 0 to 15, encoded in the "imm4" field.

Operation

```
if ConditionPassed() then
    EncodingSpecificOperations(); CheckAdvSIMDEnabled();
    if quadword_operation then
        Q[d>>1] = (Q[m>>1]:Q[n>>1])<position+127:position>;
    else
        D[d] = (D[m]:D[n])<position+63:position>;
```

Operational information

- If CPSR.DIT is 1 and this instruction passes its condition execution check:
- The execution time of this instruction is independent of:
    - The values of the data supplied in any of its registers.
    - The values of the NZCV flags.
  - The response of this instruction to asynchronous exceptions does not vary based on:
    - The values of the data supplied in any of its registers.
    - The values of the NZCV flags.

## VEXT (multibyte elements)

Vector Extract extracts elements from the bottom end of the second operand vector and the top end of the first, concatenates them and places the result in the destination vector.

This is a pseudo-instruction of [VEXT \(byte elements\)](#). This means:

- The encodings in this description are named to match the encodings of [VEXT \(byte elements\)](#).
- The assembler syntax is used only for assembly, and is not used on disassembly.
- The description of [VEXT \(byte elements\)](#) gives the operational pseudocode, any CONSTRAINED UNPREDICTABLE behavior, and any operational information for this instruction.

It has encodings from the following instruction sets: A32 ( [A1](#) ) and T32 ( [T1](#) ).

### A1

31	30	29	28	27	26	25	24	23	22	21	20	19	18	17	16	15	14	13	12	11	10	9	8	7	6	5	4	3	2	1	0
1	1	1	1	0	0	1	0	1	D	1	1	Vn			Vd			imm4				N	Q	M	0	Vm					

#### 64-bit SIMD vector (Q == 0)

`VEXT{<c>}{<q>}.<size> {<Dd>}, <Dn>, <Dm>, #<imm>`

is equivalent to

`VEXT{<c>}{<q>}.8 {<Dd>}, <Dn>, <Dm>, #<imm*(size/8)>`

#### 128-bit SIMD vector (Q == 1)

`VEXT{<c>}{<q>}.<size> {<Qd>}, <Qn>, <Qm>, #<imm>`

is equivalent to

`VEXT{<c>}{<q>}.8 {<Qd>}, <Qn>, <Qm>, #<imm*(size/8)>`

### T1

15	14	13	12	11	10	9	8	7	6	5	4	3	2	1	0	15	14	13	12	11	10	9	8	7	6	5	4	3	2	1	0
1	1	1	0	1	1	1	1	1	D	1	1	Vn			Vd			imm4				N	Q	M	0	Vm					

#### 64-bit SIMD vector (Q == 0)

`VEXT{<c>}{<q>}.<size> {<Dd>}, <Dn>, <Dm>, #<imm>`

is equivalent to

`VEXT{<c>}{<q>}.8 {<Dd>}, <Dn>, <Dm>, #<imm*(size/8)>`

#### 128-bit SIMD vector (Q == 1)

`VEXT{<c>}{<q>}.<size> {<Qd>}, <Qn>, <Qm>, #<imm>`

is equivalent to

`VEXT{<c>}{<q>}.8 {<Qd>}, <Qn>, <Qm>, #<imm*(size/8)>`

## Assembler Symbols

- <c>            For encoding A1: see [Standard assembler syntax fields](#). This encoding must be unconditional.  
              For encoding T1: see [Standard assembler syntax fields](#).
- <q>            See [Standard assembler syntax fields](#).

<size>	For the 64-bit SIMD vector variant: is the size of the operation, and can be one of 16 or 32. For the 128-bit SIMD vector variant: is the size of the operation, and can be one of 16, 32 or 64.
<Qd>	Is the 128-bit name of the SIMD&FP destination register, encoded in the "D:Vd" field as <Qd>*2.
<Qn>	Is the 128-bit name of the first SIMD&FP source register, encoded in the "N:Vn" field as <Qn>*2.
<Qm>	Is the 128-bit name of the second SIMD&FP source register, encoded in the "M:Vm" field as <Qm>*2.
<Dd>	Is the 64-bit name of the SIMD&FP destination register, encoded in the "D:Vd" field.
<Dn>	Is the 64-bit name of the first SIMD&FP source register, encoded in the "N:Vn" field.
<Dm>	Is the 64-bit name of the second SIMD&FP source register, encoded in the "M:Vm" field.
<imm>	For the 64-bit SIMD vector variant: is the location of the extracted result in the concatenation of the operands, as a number of bytes from the least significant end, in the range 0 to (128/<size>)-1. For the 128-bit SIMD vector variant: is the location of the extracted result in the concatenation of the operands, as a number of bytes from the least significant end, in the range 0 to (64/<size>)-1.

## Operation

The description of [VEXT \(byte elements\)](#) gives the operational pseudocode for this instruction.

Internal version only: isa v01\_31, pseudocode v2024-03\_rel ; Build timestamp: 2024-03-25T10:05

Copyright © 2010-2024 Arm Limited or its affiliates. All rights reserved. This document is Non-Confidential.

VFMA

Vector Fused Multiply Accumulate multiplies corresponding elements of two vectors, and accumulates the results into the elements of the destination vector. The instruction does not round the result of the multiply before the accumulation.

Depending on settings in the *CPACR*, *NSACR*, *HCPTR*, and *FPEXC* registers, and the Security state and PE mode in which the instruction is executed, an attempt to execute the instruction might be UNDEFINED, or trapped to Hyp mode. For more information see *Enabling Advanced SIMD and floating-point support*.

It has encodings from the following instruction sets: A32 ( [A1](#) and [A2](#) ) and T32 ( [T1](#) and [T2](#) ).

A1

31	30	29	28	27	26	25	24	23	22	21	20	19	18	17	16	15	14	13	12	11	10	9	8	7	6	5	4	3	2	1	0
1	1	1	1	0	0	1	0	0	D	0	sz	Vn				Vd				1	1	0	0	N	Q	M	1	Vm			
op																															

64-bit SIMD vector (Q == 0)

VFMA{<c>}{<q>}.<dt> <Dd>, <Dn>, <Dm>

128-bit SIMD vector (Q == 1)

VFMA{<c>}{<q>}.<dt> <Qd>, <Qn>, <Qm>

```
if Q == '1' && (Vd<0> == '1' || Vn<0> == '1' || Vm<0> == '1') then UNDEFINED;
if sz == '1' && !IsFeatureImplemented(FEAT_FP16) then UNDEFINED;
constant advsimd = TRUE; constant opl_neg = (op == '1');
constant integer esize = 32 >> UInt(sz);
constant integer elements = 64 DIV esize;
constant d = UInt(D:Vd); constant n = UInt(N:Vn); constant m = UInt(M:Vm);
constant regs = if Q == '0' then 1 else 2;
```

A2

31	30	29	28	27	26	25	24	23	22	21	20	19	18	17	16	15	14	13	12	11	10	9	8	7	6	5	4	3	2	1	0
!= 1111				1	1	1	0	1	D	1	0	Vn				Vd				1	0	size	N	0	M	0	Vm				
cond												op																			

Half-precision scalar (size == 01)  
(FEAT\_FP16)

```
VFMA{<c>}{<q>}.F16 <Sd>, <Sn>, <Sm>
```

Single-precision scalar (size == 10)

```
VFMA{<c>}{<q>}.F32 <Sd>, <Sn>, <Sm>
```

Double-precision scalar (size == 11)

```
VFMA{<c>}{<q>}.F64 <Dd>, <Dn>, <Dm>
```

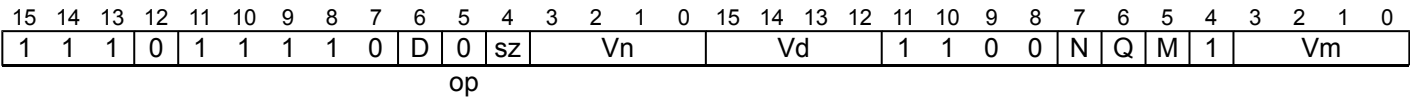
```
if FPSCR.Len != '000' || FPSCR.Stride != '00' then UNDEFINED;
if size == '00' || (size == '01' && !IsFeatureImplemented(FEAT_FP16)) then UNDEFINED;
if size == '01' && cond != '1110' then UNPREDICTABLE;
constant advsimd = FALSE; constant opl_neg = (op == '1');
constant integer esize = 8 << UInt(size);
integer d;
integer n;
integer m;
case size of
    when '01' d = UInt(Vd:D); n = UInt(Vn:N); m = UInt(Vm:M);
    when '10' d = UInt(Vd:D); n = UInt(Vn:N); m = UInt(Vm:M);
    when '11' d = UInt(D:Vd); n = UInt(N:Vn); m = UInt(M:Vm);
constant boolean floating_point = boolean UNKNOWN;
constant integer regs = integer UNKNOWN; constant integer elements = integer UNKNOWN;
```

CONSTRAINED UNPREDICTABLE behavior

If size == '01' && cond != '1110', then one of the following behaviors must occur:

- The instruction is UNDEFINED.
- The instruction executes as if it passes the Condition code check.
- The instruction executes as NOP. This means it behaves as if it fails the Condition code check.

T1



64-bit SIMD vector (Q == 0)

```
VFMA{<c>}{<q>}.<dt> <Dd>, <Dn>, <Dm>
```

128-bit SIMD vector (Q == 1)

```
VFMA{<c>}{<q>}.<dt> <Qd>, <Qn>, <Qm>
```

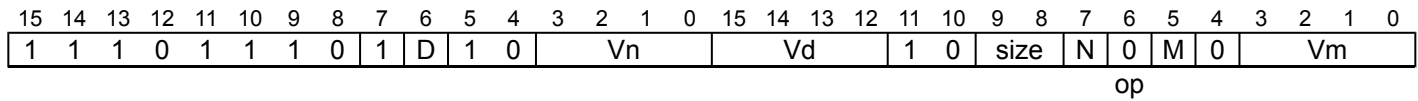
```
if Q == '1' && (Vd<0> == '1' || Vn<0> == '1' || Vm<0> == '1') then UNDEFINED;
if sz == '1' && !IsFeatureImplemented(FEAT_FP16) then UNDEFINED;
if sz == '1' && InITBlock() then UNPREDICTABLE;
constant advsimd = TRUE; constant opl_neg = (op == '1');
constant integer esize = 32 >> UInt(sz);
constant integer elements = 64 DIV esize;
constant d = UInt(D:Vd); constant n = UInt(N:Vn); constant m = UInt(M:Vm);
constant regs = if Q == '0' then 1 else 2;
```

CONSTRAINED UNPREDICTABLE behavior

If sz == '1' && InITBlock(), then one of the following behaviors must occur:

- The instruction is UNDEFINED.
- The instruction executes as if it passes the Condition code check.
- The instruction executes as NOP. This means it behaves as if it fails the Condition code check.

## T2



### Half-precision scalar (size == 01) (FEAT\_FP16)

VFMA{<c>}{<q>}.F16 <Sd>, <Sn>, <Sm>

### Single-precision scalar (size == 10)

VFMA{<c>}{<q>}.F32 <Sd>, <Sn>, <Sm>

### Double-precision scalar (size == 11)

VFMA{<c>}{<q>}.F64 <Dd>, <Dn>, <Dm>

```
if FPSCR.Len != '000' || FPSCR.Stride != '00' then UNDEFINED;
if size == '00' || (size == '01' && !IsFeatureImplemented(FEAT_FP16)) then UNDEFINED;
if size == '01' && InITBlock() then UNPREDICTABLE;
constant advsimd = FALSE; constant opl_neg = (op == '1');
constant integer esize = 8 << UInt(size);
integer d;
integer n;
integer m;
case size of
  when '01' d = UInt(Vd:D); n = UInt(Vn:N); m = UInt(Vm:M);
  when '10' d = UInt(Vd:D); n = UInt(Vn:N); m = UInt(Vm:M);
  when '11' d = UInt(D:Vd); n = UInt(N:Vn); m = UInt(M:Vm);
constant boolean floating_point = boolean UNKNOWN;
constant integer regs = integer UNKNOWN; constant integer elements = integer UNKNOWN;
```

## CONSTRAINED UNPREDICTABLE behavior

If `size == '01' && InITBlock()`, then one of the following behaviors must occur:

- The instruction is UNDEFINED.
- The instruction executes as if it passes the Condition code check.
- The instruction executes as NOP. This means it behaves as if it fails the Condition code check.

## Assembler Symbols

<c> For encoding A1: see [Standard assembler syntax fields](#). This encoding must be unconditional.

For encoding A2, T1 and T2: see [Standard assembler syntax fields](#).

<q> See [Standard assembler syntax fields](#).

<dt> Is the data type for the elements of the vectors, encoded in “sz”:

sz	<dt>
0	F32
1	F16

<Qd> Is the 128-bit name of the SIMD&FP destination register, encoded in the “D:Vd” field as <Qd>\*2.

<Qn> Is the 128-bit name of the first SIMD&FP source register, encoded in the “N:Vn” field as <Qn>\*2.

<Qm> Is the 128-bit name of the second SIMD&FP source register, encoded in the “M:Vm” field as <Qm>\*2.



<Dd>	Is the 64-bit name of the SIMD&FP destination register, encoded in the "D:Vd" field.
<Dn>	Is the 64-bit name of the first SIMD&FP source register, encoded in the "N:Vn" field.
<Dm>	Is the 64-bit name of the second SIMD&FP source register, encoded in the "M:Vm" field.
<Sd>	Is the 32-bit name of the SIMD&FP destination register, encoded in the "Vd:D" field.
<Sn>	Is the 32-bit name of the first SIMD&FP source register, encoded in the "Vn:N" field.
<Sm>	Is the 32-bit name of the second SIMD&FP source register, encoded in the "Vm:M" field.

## Operation

```

if ConditionPassed() then
    EncodingSpecificOperations(); CheckAdvSIMDOrVFPEEnabled(TRUE, advsimd);
    if advsimd then // Advanced SIMD instruction
        constant FPCR_Type fpcr = StandardFPCR();
        for r = 0 to regs-1
            for e = 0 to elements-1
                bits(esize) op1 = Elem[D[n+r],e,esize];
                if op1_neg then op1 = FPNeg(op1, fpcr);
                Elem[D[d+r],e,esize] = FPMulAdd(Elem[D[d+r],e,esize],
                    op1, Elem[D[m+r],e,esize], fpcr);

    else // VFP instruction
        constant FPCR_Type fpcr = EffectiveFPCR();
        case esize of
            when 16
                constant op16 = if op1_neg then FPNeg(H[n], fpcr) else H[n];
                H[d] = FPMulAdd(H[d], op16, H[m], fpcr);
            when 32
                constant op32 = if op1_neg then FPNeg(S[n], fpcr) else S[n];
                S[d] = FPMulAdd(S[d], op32, S[m], fpcr);
            when 64
                constant op64 = if op1_neg then FPNeg(D[n], fpcr) else D[n];
                D[d] = FPMulAdd(D[d], op64, D[m], fpcr);

```

Internal version only: isa v01\_31, pseudocode v2024-03\_rel ; Build timestamp: 2024-03-25T10:05

Copyright © 2010-2024 Arm Limited or its affiliates. All rights reserved. This document is Non-Confidential.

VFMAB, VFMAT (BFloat16, by scalar)

The BFloat16 floating-point widening multiply-add long instruction widens the even-numbered (bottom) or odd-numbered (top) 16-bit elements in the first source vector, and an indexed element in the second source vector from Bfloat16 to single-precision format. The instruction then multiplies and adds these values to the overlapping single-precision elements of the destination vector.

Unlike other BFloat16 multiplication instructions, this performs a fused multiply-add, without intermediate rounding that uses the Round to Nearest rounding mode and can generate a floating-point exception that causes cumulative exception bits in the *FPSCR* to be set.

It has encodings from the following instruction sets: A32 ( [A1](#) ) and T32 ( [T1](#) ).

A1  
(FEAT\_AA32BF16)

31	30	29	28	27	26	25	24	23	22	21	20	19	18	17	16	15	14	13	12	11	10	9	8	7	6	5	4	3	2	1	0
1	1	1	1	1	1	1	0	0	D	1	1	Vn			Vd			1	0	0	0	N	Q	M	1	Vm					

A1

```
VFMA<bt>{<q>}.BF16 <Qd>, <Qn>, <Dm>[<index>]

if !IsFeatureImplemented(FEAT_AA32BF16) then UNDEFINED;
if Vd<0> == '1' || Vn<0> == '1' then UNDEFINED;
constant integer d = UInt(D:Vd);
constant integer n = UInt(N:Vn);
constant integer m = UInt(Vm<2:0>);
constant integer i = UInt(M:Vm<3>);
constant integer elements = 128 DIV 32;
constant integer sel = UInt(Q);
```

T1  
(FEAT\_AA32BF16)

15	14	13	12	11	10	9	8	7	6	5	4	3	2	1	0	15	14	13	12	11	10	9	8	7	6	5	4	3	2	1	0
1	1	1	1	1	1	1	0	0	D	1	1	Vn			Vd			1	0	0	0	N	Q	M	1	Vm					

T1

```
VFMA<bt>{<q>}.BF16 <Qd>, <Qn>, <Dm>[<index>]

if InITBlock() then UNPREDICTABLE;
if !IsFeatureImplemented(FEAT_AA32BF16) then UNDEFINED;
if Vd<0> == '1' || Vn<0> == '1' then UNDEFINED;
constant integer d = UInt(D:Vd);
constant integer n = UInt(N:Vn);
constant integer m = UInt(Vm<2:0>);
constant integer i = UInt(M:Vm<3>);
constant integer elements = 128 DIV 32;
constant integer sel = UInt(Q);
```

Assembler Symbols

- <bt>

Is the bottom or top element specifier, encoded in “Q”:

Q	<bt>
0	B
1	T
- <q>

See *Standard assembler syntax fields*.
- <Qd>

Is the 128-bit name of the SIMD&FP destination register, encoded in the "D:Vd" field as <Qd>\*2.
- <Qn>

Is the 128-bit name of the first SIMD&FP source register, encoded in the "N:Vn" field as <Qn>\*2.

<Dm> Is the 64-bit name of the second SIMD&FP source register, encoded in the "Vm<2:0>" field.

<index> Is the element index in the range 0 to 3, encoded in the "M:Vm<3>" field.

## Operation

```

CheckAdvSIMDEnabled();
constant FPCR_Type fpcr = StandardFPCR();

constant bits(128) operand1 = Q[n>>1];
constant bits(64) operand2 = D[m];
constant bits(128) operand3 = Q[d>>1];
bits(128) result;

constant bits(32) element2 = Elem[operand2, i, 16] : Zeros(16);

for e = 0 to elements-1
    constant bits(32) element1 = Elem[operand1, 2 * e + sel, 16] : Zeros(16);
    constant bits(32) addend = Elem[operand3, e, 32];
    Elem[result, e, 32] = FPMulAdd(addend, element1, element2, fpcr);

Q[d>>1] = result;

```

Internal version only: isa v01\_31, pseudocode v2024-03\_rel ; Build timestamp: 2024-03-25T10:05

Copyright © 2010-2024 Arm Limited or its affiliates. All rights reserved. This document is Non-Confidential.

VFMAB, VFMAT (BFloat16, vector)

The Bfloat16 floating-point widening multiply-add long instruction widens the even-numbered (bottom) or odd-numbered (top) 16-bit elements in the first and second source vectors from Bfloat16 to single-precision format. The instruction then multiplies and adds these values to the overlapping single-precision elements of the destination vector.

Unlike other BFloat16 multiplication instructions, this performs a fused multiply-add, without intermediate rounding that uses the Round to Nearest rounding mode and can generate a floating-point exception that causes cumulative exception bits in the *FPSCR* to be set.

It has encodings from the following instruction sets: A32 ( [A1](#) ) and T32 ( [T1](#) ).

A1  
(FEAT\_AA32BF16)

31	30	29	28	27	26	25	24	23	22	21	20	19	18	17	16	15	14	13	12	11	10	9	8	7	6	5	4	3	2	1	0
1	1	1	1	1	1	0	0	0	D	1	1	Vn			Vd			1	0	0	0	N	Q	M	1	Vm					

A1

```
VFMA<bt>{<q>}.BF16 <Qd>, <Qn>, <Qm>

if !IsFeatureImplemented(FEAT_AA32BF16) then UNDEFINED;
if Vd<0> == '1' || Vn<0> == '1' || Vm<0> == '1' then UNDEFINED;
constant integer d = UInt(D:Vd);
constant integer n = UInt(N:Vn);
constant integer m = UInt(M:Vm);
constant integer elements = 128 DIV 32;
constant integer sel = UInt(Q);
```

T1  
(FEAT\_AA32BF16)

15	14	13	12	11	10	9	8	7	6	5	4	3	2	1	0	15	14	13	12	11	10	9	8	7	6	5	4	3	2	1	0
1	1	1	1	1	1	0	0	0	D	1	1	Vn			Vd			1	0	0	0	N	Q	M	1	Vm					

T1

```
VFMA<bt>{<q>}.BF16 <Qd>, <Qn>, <Qm>

if InITBlock() then UNPREDICTABLE;
if !IsFeatureImplemented(FEAT_AA32BF16) then UNDEFINED;
if Vd<0> == '1' || Vn<0> == '1' || Vm<0> == '1' then UNDEFINED;
constant integer d = UInt(D:Vd);
constant integer n = UInt(N:Vn);
constant integer m = UInt(M:Vm);
constant integer elements = 128 DIV 32;
constant integer sel = UInt(Q);
```

Assembler Symbols

- <bt>

Is the bottom or top element specifier, encoded in “Q”:

Q	<bt>
0	B
1	T
- <q>

See *Standard assembler syntax fields*.
- <Qd>

Is the 128-bit name of the SIMD&FP destination register, encoded in the "D:Vd" field as <Qd>\*2.
- <Qn>

Is the 128-bit name of the first SIMD&FP source register, encoded in the "N:Vn" field as <Qn>\*2.
- <Qm>

Is the 128-bit name of the second SIMD&FP source register, encoded in the "M:Vm" field as <Qm>\*2.

## Operation

```
CheckAdvSIMDEnabled();
constant FPCR_Type fpcr = StandardFPCR();

constant bits(128) operand1 = Q[n>>1];
constant bits(128) operand2 = Q[m>>1];
constant bits(128) operand3 = Q[d>>1];
bits(128) result;

for e = 0 to elements-1
    constant bits(32) element1 = Elem[operand1, 2 * e + sel, 16] : Zeros(16);
    constant bits(32) element2 = Elem[operand2, 2 * e + sel, 16] : Zeros(16);
    constant bits(32) addend = Elem[operand3, e, 32];
    Elem[result, e, 32] = FPMulAdd(addend, element1, element2, fpcr);

Q[d>>1] = result;
```

Internal version only: isa v01\_31, pseudocode v2024-03\_rel ; Build timestamp: 2024-03-25T10:05

Copyright © 2010-2024 Arm Limited or its affiliates. All rights reserved. This document is Non-Confidential.

VFMAL (by scalar)

Vector Floating-point Multiply-Add Long to accumulator (by scalar). This instruction multiplies the vector elements in the first source SIMD&FP register by the specified value in the second source SIMD&FP register, and accumulates the product to the corresponding vector element of the destination SIMD&FP register. The instruction does not round the result of the multiply before the accumulation.

Depending on settings in the *CPACR*, *NSACR*, *HCPTR*, and *FPEXC* registers, and the Security state and PE mode in which the instruction is executed, an attempt to execute the instruction might be UNDEFINED, or trapped to Hyp mode. For more information see *Enabling Advanced SIMD and floating-point support*.

In Armv8.2 and Armv8.3, this is an OPTIONAL instruction. From Armv8.4 it is mandatory for all implementations to support it.

Note

*ID\_ISAR6*.FHM indicates whether this instruction is supported.

It has encodings from the following instruction sets: A32 ( *A1* ) and T32 ( *T1* ).

A1  
(FEAT\_FHM)

31	30	29	28	27	26	25	24	23	22	21	20	19	18	17	16	15	14	13	12	11	10	9	8	7	6	5	4	3	2	1	0
1	1	1	1	1	1	1	0	0	D	0	0	Vn			Vd			1			0	0	0	N	Q	M	1	Vm			
S																															

64-bit SIMD vector (Q == 0)

VFMAL{<q>}.F16 <Dd>, <Sn>, <Sm>[<index>]

128-bit SIMD vector (Q == 1)

VFMAL{<q>}.F16 <Qd>, <Dn>, <Dm>[<index>]

```
if !IsFeatureImplemented(FEAT_FHM) then UNDEFINED;
if Q == '1' && Vd<0> == '1' then UNDEFINED;

constant integer d = UInt(D:Vd);
constant integer n = if Q == '1' then UInt(N:Vn) else UInt(Vn:N);
constant integer m = if Q == '1' then UInt(Vm<2:0>) else UInt(Vm<2:0>:M);

constant integer index = if Q == '1' then UInt(M:Vm<3>) else UInt(Vm<3>);
constant integer esize = 32;
constant integer datasize = 32 << UInt(Q);
constant boolean sub_op = S == '1';
constant integer regs = if Q == '0' then 1 else 2;
```

T1  
(FEAT\_FHM)

15	14	13	12	11	10	9	8	7	6	5	4	3	2	1	0	15	14	13	12	11	10	9	8	7	6	5	4	3	2	1	0
1	1	1	1	1	1	1	0	0	D	0	0	Vn			Vd			1	0	0	0	N	Q	M	1	Vm					
S																															

## 64-bit SIMD vector (Q == 0)

```
VFMAL{<q>}.F16 <Dd>, <Sn>, <Sm>[<index>]
```

## 128-bit SIMD vector (Q == 1)

```
VFMAL{<q>}.F16 <Qd>, <Dn>, <Dm>[<index>]
```

```
if InITBlock() then UNPREDICTABLE;
if !IsFeatureImplemented(FEAT_FHM) then UNDEFINED;
if Q == '1' && Vd<0> == '1' then UNDEFINED;

constant integer d = UInt(D:Vd);
constant integer n = if Q == '1' then UInt(N:Vn) else UInt(Vn:N);
constant integer m = if Q == '1' then UInt(Vm<2:0>) else UInt(Vm<2:0>:M);

constant integer index = if Q == '1' then UInt(M:Vm<3>) else UInt(Vm<3>);
constant integer esize = 32;
constant integer datasize = 32 << UInt(Q);
constant boolean sub_op = S == '1';
constant integer regs = if Q == '0' then 1 else 2;
```

## Assembler Symbols

<q>	See <i>Standard assembler syntax fields</i> .
<Qd>	Is the 128-bit name of the SIMD&FP destination register, encoded in the "D:Vd" field as <Qd>*2.
<Dn>	Is the 64-bit name of the first SIMD&FP source register, encoded in the "N:Vn" field.
<Dm>	Is the 64-bit name of the second SIMD&FP source register, encoded in the "Vm<2:0>" field.
<Dd>	Is the 64-bit name of the SIMD&FP destination register, encoded in the "D:Vd" field.
<Sn>	Is the 32-bit name of the first SIMD&FP source register, encoded in the "Vn:N" field.
<Sm>	Is the 32-bit name of the second SIMD&FP source register, encoded in the "Vm<2:0>:M" field.
<index>	For the 64-bit SIMD vector variant: is the element index in the range 0 to 1, encoded in the "Vm<3>" field. For the 128-bit SIMD vector variant: is the element index in the range 0 to 3, encoded in the "M:Vm<3>" field.

## Operation

```
CheckAdvSIMDEnabled();
bits(datasize) operand1;
bits(datasize) operand2;
bits(64) operand3;
bits(64) result;
bits(esize DIV 2) element1;
bits(esize DIV 2) element2;
constant FPCR_Type fpcr = StandardFPCR();

if Q=='0' then
    operand1 = S[n]<datasize-1:0>;
    operand2 = S[m]<datasize-1:0>;
else
    operand1 = D[n]<datasize-1:0>;
    operand2 = D[m]<datasize-1:0>;
element2 = Elem[operand2, index, esize DIV 2];
for r = 0 to regs-1
    operand3 = D[d+r];
    for e = 0 to 1
        element1 = Elem[operand1, 2*r+e, esize DIV 2];
        if sub_op then element1 = FPNeg(element1, fpcr);
        Elem[result, e, esize] = FPMulAddH(Elem[operand3, e, esize], element1, element2, fpcr);
    D[d+r] = result;
```





VFMAL (vector)

Vector Floating-point Multiply-Add Long to accumulator (vector). This instruction multiplies corresponding values in the vectors in the two source SIMD&FP registers, and accumulates the product to the corresponding vector element of the destination SIMD&FP register. The instruction does not round the result of the multiply before the accumulation.

Depending on settings in the CPACR, NSACR, HCPTR, and FPEXC registers, and the Security state and PE mode in which the instruction is executed, an attempt to execute the instruction might be UNDEFINED, or trapped to Hyp mode. For more information see Enabling Advanced SIMD and floating-point support.

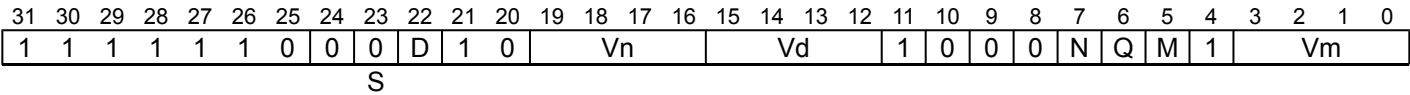
In Armv8.2 and Armv8.3, this is an OPTIONAL instruction. From Armv8.4 it is mandatory for all implementations to support it.

Note

ID\_ISAR6.FHM indicates whether this instruction is supported.

It has encodings from the following instruction sets: A32 ( A1 ) and T32 ( T1 ).

A1
(FEAT\_FHM)



64-bit SIMD vector (Q == 0)

VFMAL{<q>}.F16 <Dd>, <Sn>, <Sm>

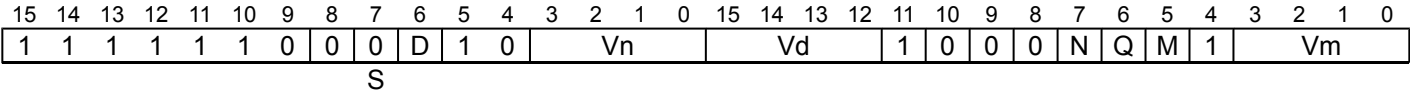
128-bit SIMD vector (Q == 1)

VFMAL{<q>}.F16 <Qd>, <Dn>, <Dm>

```
if !IsFeatureImplemented(FEAT_FHM) then UNDEFINED;
if Q == '1' && Vd<0> == '1' then UNDEFINED;

constant integer d = UInt(D:Vd);
constant integer n = if Q == '1' then UInt(N:Vn) else UInt(Vn:N);
constant integer m = if Q == '1' then UInt(M:Vm) else UInt(Vm:M);
constant integer esize = 32;
constant integer datasize = 32 << UInt(Q);
constant boolean sub_op = S == '1';
constant integer regs = if Q == '0' then 1 else 2;
```

T1
(FEAT\_FHM)



## 64-bit SIMD vector (Q == 0)

```
VFMAL{<q>}.F16 <Dd>, <Sn>, <Sm>
```

## 128-bit SIMD vector (Q == 1)

```
VFMAL{<q>}.F16 <Qd>, <Dn>, <Dm>
```

```
if InITBlock() then UNPREDICTABLE;
if !IsFeatureImplemented(FEAT_FHM) then UNDEFINED;
if Q == '1' && Vd<0> == '1' then UNDEFINED;

constant integer d = UInt(D:Vd);
constant integer n = if Q == '1' then UInt(N:Vn) else UInt(Vn:N);
constant integer m = if Q == '1' then UInt(M:Vm) else UInt(Vm:M);
constant integer esize = 32;
constant integer regs = 1 << UInt(Q);
constant integer datasize = 32 << UInt(Q);
constant boolean sub_op = S == '1';
```

## Assembler Symbols

<q>	See <i>Standard assembler syntax fields</i> .
<Qd>	Is the 128-bit name of the SIMD&FP destination register, encoded in the "D:Vd" field as <Qd>*2.
<Dn>	Is the 64-bit name of the first SIMD&FP source register, encoded in the "N:Vn" field.
<Dm>	Is the 64-bit name of the second SIMD&FP source register, encoded in the "M:Vm" field.
<Dd>	Is the 64-bit name of the SIMD&FP destination register, encoded in the "D:Vd" field.
<Sn>	Is the 32-bit name of the first SIMD&FP source register, encoded in the "Vn:N" field.
<Sm>	Is the 32-bit name of the second SIMD&FP source register, encoded in the "Vm:M" field.

## Operation

```
CheckAdvSIMDEnabled();
constant FPCR_Type fpcr = StandardFPCR();

bits(datasize) operand1;
bits(datasize) operand2;
bits(64) operand3;
bits(64) result;
bits(esize DIV 2) element1;
bits(esize DIV 2) element2;

if Q=='0' then
    operand1 = S[n]<datasize-1:0>;
    operand2 = S[m]<datasize-1:0>;
else
    operand1 = D[n]<datasize-1:0>;
    operand2 = D[m]<datasize-1:0>;

for r = 0 to regs-1
    operand3 = D[d+r];
    for e = 0 to 1
        element1 = Elem[operand1, 2*r+e, esize DIV 2];
        element2 = Elem[operand2, 2*r+e, esize DIV 2];
        if sub_op then element1 = FPNeg(element1, fpcr);
        Elem[result, e, esize] = FPMulAddH(Elem[operand3, e, esize], element1, element2, fpcr);
    D[d+r] = result;
```

VFMS

Vector Fused Multiply Subtract negates the elements of one vector and multiplies them with the corresponding elements of another vector, adds the products to the corresponding elements of the destination vector, and places the results in the destination vector. The instruction does not round the result of the multiply before the addition.

Depending on settings in the *CPACR*, *NSACR*, *HCPTR*, and *FPEXC* registers, and the Security state and PE mode in which the instruction is executed, an attempt to execute the instruction might be UNDEFINED, or trapped to Hyp mode. For more information see *Enabling Advanced SIMD and floating-point support*.

It has encodings from the following instruction sets: A32 ( [A1](#) and [A2](#) ) and T32 ( [T1](#) and [T2](#) ).

A1

31	30	29	28	27	26	25	24	23	22	21	20	19	18	17	16	15	14	13	12	11	10	9	8	7	6	5	4	3	2	1	0
1	1	1	1	0	0	1	0	0	D	1	sz	Vn				Vd				1	1	0	0	N	Q	M	1	Vm			
op																															

64-bit SIMD vector (Q == 0)

VFMS{<c>}{<q>}.<dt> <Dd>, <Dn>, <Dm>

128-bit SIMD vector (Q == 1)

VFMS{<c>}{<q>}.<dt> <Qd>, <Qn>, <Qm>

```
if Q == '1' && (Vd<0> == '1' || Vn<0> == '1' || Vm<0> == '1') then UNDEFINED;
if sz == '1' && !IsFeatureImplemented(FEAT_FP16) then UNDEFINED;
constant advsimd = TRUE; constant op1_neg = (op == '1');
constant integer esize = 32 >> UInt(sz);
constant integer elements = 64 DIV esize;
constant d = UInt(D:Vd); constant n = UInt(N:Vn); constant m = UInt(M:Vm);
constant regs = if Q == '0' then 1 else 2;
```

A2

31	30	29	28	27	26	25	24	23	22	21	20	19	18	17	16	15	14	13	12	11	10	9	8	7	6	5	4	3	2	1	0
!= 1111				1	1	1	0	1	D	1	0	Vn				Vd				1	0	size	N	1	M	0	Vm				
cond																	op														

Half-precision scalar (size == 01)  
(FEAT\_FP16)

```
VFMS{<c>}{<q>}.F16 <Sd>, <Sn>, <Sm>
```

Single-precision scalar (size == 10)

```
VFMS{<c>}{<q>}.F32 <Sd>, <Sn>, <Sm>
```

Double-precision scalar (size == 11)

```
VFMS{<c>}{<q>}.F64 <Dd>, <Dn>, <Dm>
```

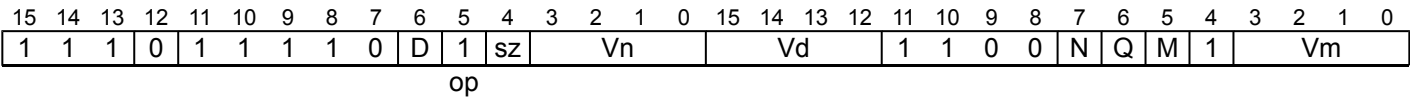
```
if FPSCR.Len != '000' || FPSCR.Stride != '00' then UNDEFINED;
if size == '00' || (size == '01' && !IsFeatureImplemented(FEAT_FP16)) then UNDEFINED;
if size == '01' && cond != '1110' then UNPREDICTABLE;
constant advsimd = FALSE; constant opl_neg = (op == '1');
constant integer esize = 8 << UInt(size);
integer d;
integer n;
integer m;
case size of
    when '01' d = UInt(Vd:D); n = UInt(Vn:N); m = UInt(Vm:M);
    when '10' d = UInt(Vd:D); n = UInt(Vn:N); m = UInt(Vm:M);
    when '11' d = UInt(D:Vd); n = UInt(N:Vn); m = UInt(M:Vm);
constant boolean floating_point = boolean UNKNOWN;
constant integer regs = integer UNKNOWN; constant integer elements = integer UNKNOWN;
```

CONSTRAINED UNPREDICTABLE behavior

If size == '01' && cond != '1110', then one of the following behaviors must occur:

- The instruction is UNDEFINED.
- The instruction executes as if it passes the Condition code check.
- The instruction executes as NOP. This means it behaves as if it fails the Condition code check.

T1



64-bit SIMD vector (Q == 0)

```
VFMS{<c>}{<q>}.<dt> <Dd>, <Dn>, <Dm>
```

128-bit SIMD vector (Q == 1)

```
VFMS{<c>}{<q>}.<dt> <Qd>, <Qn>, <Qm>
```

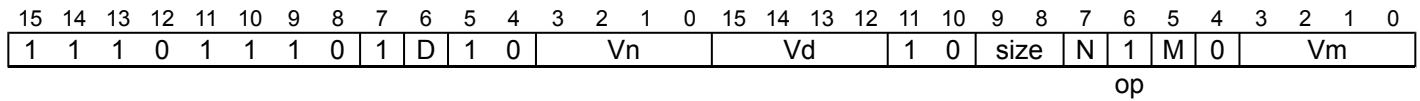
```
if Q == '1' && (Vd<0> == '1' || Vn<0> == '1' || Vm<0> == '1') then UNDEFINED;
if sz == '1' && !IsFeatureImplemented(FEAT_FP16) then UNDEFINED;
if sz == '1' && InITBlock() then UNPREDICTABLE;
constant advsimd = TRUE; constant opl_neg = (op == '1');
constant integer esize = 32 >> UInt(sz);
constant integer elements = 64 DIV esize;
constant d = UInt(D:Vd); constant n = UInt(N:Vn); constant m = UInt(M:Vm);
constant regs = if Q == '0' then 1 else 2;
```

CONSTRAINED UNPREDICTABLE behavior

If sz == '1' && InITBlock(), then one of the following behaviors must occur:

- The instruction is UNDEFINED.
- The instruction executes as if it passes the Condition code check.
- The instruction executes as NOP. This means it behaves as if it fails the Condition code check.

## T2



### Half-precision scalar (size == 01) (FEAT\_FP16)

VFMS{<c>}{<q>}.F16 <Sd>, <Sn>, <Sm>

### Single-precision scalar (size == 10)

VFMS{<c>}{<q>}.F32 <Sd>, <Sn>, <Sm>

### Double-precision scalar (size == 11)

VFMS{<c>}{<q>}.F64 <Dd>, <Dn>, <Dm>

```
if FPSCR.Len != '000' || FPSCR.Stride != '00' then UNDEFINED;
if size == '00' || (size == '01' && !IsFeatureImplemented(FEAT_FP16)) then UNDEFINED;
if size == '01' && InITBlock() then UNPREDICTABLE;
constant advsimd = FALSE; constant opl_neg = (op == '1');
constant integer esize = 8 << UInt(size);
integer d;
integer n;
integer m;
case size of
  when '01' d = UInt(Vd:D); n = UInt(Vn:N); m = UInt(Vm:M);
  when '10' d = UInt(Vd:D); n = UInt(Vn:N); m = UInt(Vm:M);
  when '11' d = UInt(D:Vd); n = UInt(N:Vn); m = UInt(M:Vm);
constant boolean floating_point = boolean UNKNOWN;
constant integer regs = integer UNKNOWN; constant integer elements = integer UNKNOWN;
```

## CONSTRAINED UNPREDICTABLE behavior

If `size == '01' && InITBlock()`, then one of the following behaviors must occur:

- The instruction is UNDEFINED.
- The instruction executes as if it passes the Condition code check.
- The instruction executes as NOP. This means it behaves as if it fails the Condition code check.

## Assembler Symbols

<c> For encoding A1: see [Standard assembler syntax fields](#). This encoding must be unconditional.

For encoding A2, T1 and T2: see [Standard assembler syntax fields](#).

<q> See [Standard assembler syntax fields](#).

<dt> Is the data type for the elements of the vectors, encoded in “sz”:

sz	<dt>
0	F32
1	F16

<Qd> Is the 128-bit name of the SIMD&FP destination register, encoded in the "D:Vd" field as <Qd>\*2.

<Qn> Is the 128-bit name of the first SIMD&FP source register, encoded in the "N:Vn" field as <Qn>\*2.

<Qm> Is the 128-bit name of the second SIMD&FP source register, encoded in the "M:Vm" field as <Qm>\*2.

<Dd>	Is the 64-bit name of the SIMD&FP destination register, encoded in the "D:Vd" field.
<Dn>	Is the 64-bit name of the first SIMD&FP source register, encoded in the "N:Vn" field.
<Dm>	Is the 64-bit name of the second SIMD&FP source register, encoded in the "M:Vm" field.
<Sd>	Is the 32-bit name of the SIMD&FP destination register, encoded in the "Vd:D" field.
<Sn>	Is the 32-bit name of the first SIMD&FP source register, encoded in the "Vn:N" field.
<Sm>	Is the 32-bit name of the second SIMD&FP source register, encoded in the "Vm:M" field.

## Operation

```

if ConditionPassed() then
    EncodingSpecificOperations(); CheckAdvSIMDOrVFPEEnabled(TRUE, advsimd);
    if advsimd then // Advanced SIMD instruction
        constant FPCR_Type fpcr = StandardFPCR();
        for r = 0 to regs-1
            for e = 0 to elements-1
                bits(esize) op1 = Elem[D[n+r],e,esize];
                if op1_neg then op1 = FPNeg(op1, fpcr);
                Elem[D[d+r],e,esize] = FPMulAdd(Elem[D[d+r],e,esize],
                    op1, Elem[D[m+r],e,esize], fpcr);

    else // VFP instruction
        constant FPCR_Type fpcr = EffectiveFPCR();
        case esize of
            when 16
                constant op16 = if op1_neg then FPNeg(H[n], fpcr) else H[n];
                H[d] = FPMulAdd(H[d], op16, H[m], fpcr);
            when 32
                constant op32 = if op1_neg then FPNeg(S[n], fpcr) else S[n];
                S[d] = FPMulAdd(S[d], op32, S[m], fpcr);
            when 64
                constant op64 = if op1_neg then FPNeg(D[n], fpcr) else D[n];
                D[d] = FPMulAdd(D[d], op64, D[m], fpcr);

```

Internal version only: isa v01\_31, pseudocode v2024-03\_rel ; Build timestamp: 2024-03-25T10:05

Copyright © 2010-2024 Arm Limited or its affiliates. All rights reserved. This document is Non-Confidential.

VFMSL (by scalar)

Vector Floating-point Multiply-Subtract Long from accumulator (by scalar). This instruction multiplies the negated vector elements in the first source SIMD&FP register by the specified value in the second source SIMD&FP register, and accumulates the product to the corresponding vector element of the destination SIMD&FP register. The instruction does not round the result of the multiply before the accumulation.

Depending on settings in the CPACR, NSACR, HCPTR, and FPEXC registers, and the Security state and PE mode in which the instruction is executed, an attempt to execute the instruction might be UNDEFINED, or trapped to Hyp mode. For more information see Enabling Advanced SIMD and floating-point support.

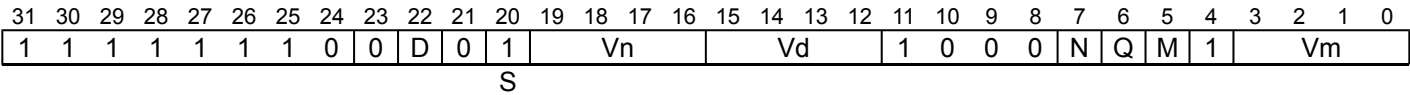
In Armv8.2 and Armv8.3, this is an OPTIONAL instruction. From Armv8.4 it is mandatory for all implementations to support it.

Note

ID\_ISAR6.FHM indicates whether this instruction is supported.

It has encodings from the following instruction sets: A32 (A1) and T32 (T1).

A1
(FEAT\_FHM)



64-bit SIMD vector (Q == 0)

VFMSL{<q>}.F16 <Dd>, <Sn>, <Sm>[<index>]

128-bit SIMD vector (Q == 1)

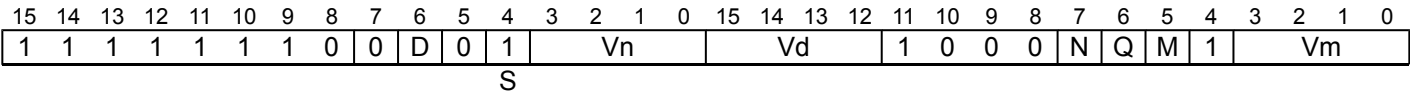
VFMSL{<q>}.F16 <Qd>, <Dn>, <Dm>[<index>]

```
if !IsFeatureImplemented(FEAT_FHM) then UNDEFINED;
if Q == '1' && Vd<0> == '1' then UNDEFINED;

constant integer d = UInt(D:Vd);
constant integer n = if Q == '1' then UInt(N:Vn) else UInt(Vn:N);
constant integer m = if Q == '1' then UInt(Vm<2:0>) else UInt(Vm<2:0>:M);

constant integer index = if Q == '1' then UInt(M:Vm<3>) else UInt(Vm<3>);
constant integer esize = 32;
constant integer datasize = 32 << UInt(Q);
constant boolean sub_op = S == '1';
constant integer regs = if Q == '0' then 1 else 2;
```

T1
(FEAT\_FHM)



## 64-bit SIMD vector (Q == 0)

```
VFMSL{<q>}.F16 <Dd>, <Sn>, <Sm>[<index>]
```

## 128-bit SIMD vector (Q == 1)

```
VFMSL{<q>}.F16 <Qd>, <Dn>, <Dm>[<index>]
```

```
if InITBlock() then UNPREDICTABLE;
if !IsFeatureImplemented(FEAT_FHM) then UNDEFINED;
if Q == '1' && Vd<0> == '1' then UNDEFINED;

constant integer d = UInt(D:Vd);
constant integer n = if Q == '1' then UInt(N:Vn) else UInt(Vn:N);
constant integer m = if Q == '1' then UInt(Vm<2:0>) else UInt(Vm<2:0>:M);

constant integer index = if Q == '1' then UInt(M:Vm<3>) else UInt(Vm<3>);
constant integer esize = 32;
constant integer datasize = 32 << UInt(Q);
constant boolean sub_op = S == '1';
constant integer regs = if Q == '0' then 1 else 2;
```

## Assembler Symbols

<q>	See <i>Standard assembler syntax fields</i> .
<Qd>	Is the 128-bit name of the SIMD&FP destination register, encoded in the "D:Vd" field as <Qd>*2.
<Dn>	Is the 64-bit name of the first SIMD&FP source register, encoded in the "N:Vn" field.
<Dm>	Is the 64-bit name of the second SIMD&FP source register, encoded in the "Vm<2:0>" field.
<Dd>	Is the 64-bit name of the SIMD&FP destination register, encoded in the "D:Vd" field.
<Sn>	Is the 32-bit name of the first SIMD&FP source register, encoded in the "Vn:N" field.
<Sm>	Is the 32-bit name of the second SIMD&FP source register, encoded in the "Vm<2:0>:M" field.
<index>	For the 64-bit SIMD vector variant: is the element index in the range 0 to 1, encoded in the "Vm<3>" field. For the 128-bit SIMD vector variant: is the element index in the range 0 to 3, encoded in the "M:Vm<3>" field.

## Operation

```
CheckAdvSIMDEnabled();
bits(datasize) operand1;
bits(datasize) operand2;
bits(64) operand3;
bits(64) result;
bits(esome DIV 2) element1;
bits(esome DIV 2) element2;
constant FPCR_Type fpcr = StandardFPCR();

if Q=='0' then
    operand1 = S[n]<datasize-1:0>;
    operand2 = S[m]<datasize-1:0>;
else
    operand1 = D[n]<datasize-1:0>;
    operand2 = D[m]<datasize-1:0>;
element2 = Elem[operand2, index, esome DIV 2];
for r = 0 to regs-1
    operand3 = D[d+r];
    for e = 0 to 1
        element1 = Elem[operand1, 2*r+e, esome DIV 2];
        if sub_op then element1 = FPNeg(element1, fpcr);
        Elem[result, e, esome] = FPMulAddH(Elem[operand3, e, esome], element1, element2, fpcr);
    D[d+r] = result;
```





VFMSL (vector)

Vector Floating-point Multiply-Subtract Long from accumulator (vector). This instruction negates the values in the vector of one SIMD&FP register, multiplies these with the corresponding values in another vector, and accumulates the product to the corresponding vector element of the destination SIMD&FP register. The instruction does not round the result of the multiply before the accumulation.

Depending on settings in the CPACR, NSACR, HCPTR, and FPEXC registers, and the Security state and PE mode in which the instruction is executed, an attempt to execute the instruction might be UNDEFINED, or trapped to Hyp mode. For more information see Enabling Advanced SIMD and floating-point support.

In Armv8.2 and Armv8.3, this is an OPTIONAL instruction. From Armv8.4 it is mandatory for all implementations to support it.

Note

ID\_ISAR6.FHM indicates whether this instruction is supported.

It has encodings from the following instruction sets: A32 ( A1 ) and T32 ( T1 ).

A1  
(FEAT\_FHM)

31	30	29	28	27	26	25	24	23	22	21	20	19	18	17	16	15	14	13	12	11	10	9	8	7	6	5	4	3	2	1	0
1	1	1	1	1	1	0	0	1	D	1	0	Vn			Vd			1	0	0	0	N	Q	M	1	Vm					
								S																							

64-bit SIMD vector (Q == 0)

VFMSL{<q>}.F16 <Dd>, <Sn>, <Sm>

128-bit SIMD vector (Q == 1)

VFMSL{<q>}.F16 <Qd>, <Dn>, <Dm>

```
if !IsFeatureImplemented(FEAT_FHM) then UNDEFINED;
if Q == '1' && Vd<0> == '1' then UNDEFINED;

constant integer d = UInt(D:Vd);
constant integer n = if Q == '1' then UInt(N:Vn) else UInt(Vn:N);
constant integer m = if Q == '1' then UInt(M:Vm) else UInt(Vm:M);
constant integer esize = 32;
constant integer datasize = 32 << UInt(Q);
constant boolean sub_op = S == '1';
constant integer regs = if Q == '0' then 1 else 2;
```

T1  
(FEAT\_FHM)

15	14	13	12	11	10	9	8	7	6	5	4	3	2	1	0	15	14	13	12	11	10	9	8	7	6	5	4	3	2	1	0
1	1	1	1	1	1	0	0	1	D	1	0	Vn			Vd			1	0	0	0	N	Q	M	1	Vm					
S																															

## 64-bit SIMD vector (Q == 0)

```
VFMSL{<q>}.F16 <Dd>, <Sn>, <Sm>
```

## 128-bit SIMD vector (Q == 1)

```
VFMSL{<q>}.F16 <Qd>, <Dn>, <Dm>
```

```
if InITBlock() then UNPREDICTABLE;
if !IsFeatureImplemented(FEAT_FHM) then UNDEFINED;
if Q == '1' && Vd<0> == '1' then UNDEFINED;

constant integer d = UInt(D:Vd);
constant integer n = if Q == '1' then UInt(N:Vn) else UInt(Vn:N);
constant integer m = if Q == '1' then UInt(M:Vm) else UInt(Vm:M);
constant integer esize = 32;
constant integer regs = 1 << UInt(Q);
constant integer datasize = 32 << UInt(Q);
constant boolean sub_op = S == '1';
```

## Assembler Symbols

<q>	See <i>Standard assembler syntax fields</i> .
<Qd>	Is the 128-bit name of the SIMD&FP destination register, encoded in the "D:Vd" field as <Qd>*2.
<Dn>	Is the 64-bit name of the first SIMD&FP source register, encoded in the "N:Vn" field.
<Dm>	Is the 64-bit name of the second SIMD&FP source register, encoded in the "M:Vm" field.
<Dd>	Is the 64-bit name of the SIMD&FP destination register, encoded in the "D:Vd" field.
<Sn>	Is the 32-bit name of the first SIMD&FP source register, encoded in the "Vn:N" field.
<Sm>	Is the 32-bit name of the second SIMD&FP source register, encoded in the "Vm:M" field.

## Operation

```
CheckAdvSIMDEnabled();
constant FPCR_Type fpcr = StandardFPCR();

bits(datasize) operand1;
bits(datasize) operand2;
bits(64) operand3;
bits(64) result;
bits(esize DIV 2) element1;
bits(esize DIV 2) element2;

if Q=='0' then
    operand1 = S[n]<datasize-1:0>;
    operand2 = S[m]<datasize-1:0>;
else
    operand1 = D[n]<datasize-1:0>;
    operand2 = D[m]<datasize-1:0>;

for r = 0 to regs-1
    operand3 = D[d+r];
    for e = 0 to 1
        element1 = Elem[operand1, 2*r+e, esize DIV 2];
        element2 = Elem[operand2, 2*r+e, esize DIV 2];
        if sub_op then element1 = FPNeg(element1, fpcr);
        Elem[result, e, esize] = FPMulAddH(Elem[operand3, e, esize], element1, element2, fpcr);
    D[d+r] = result;
```

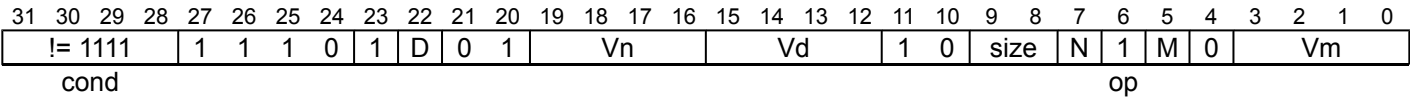
VFNMA

Vector Fused Negate Multiply Accumulate negates one floating-point register value and multiplies it by another floating-point register value, adds the negation of the floating-point value in the destination register to the product, and writes the result back to the destination register. The instruction does not round the result of the multiply before the addition.

Depending on settings in the *CPACR*, *NSACR*, *HCPTR*, and *FPEXC* registers, and the Security state and PE mode in which the instruction is executed, an attempt to execute the instruction might be UNDEFINED, or trapped to Hyp mode. For more information see *Enabling Advanced SIMD and floating-point support*.

It has encodings from the following instruction sets: A32 ( [A1](#) ) and T32 ( [T1](#) ).

A1



Half-precision scalar (size == 01)  
(FEAT\_FP16)

```
VFNMA{<c>}{<q>}.F16 <Sd>, <Sn>, <Sm>
```

Single-precision scalar (size == 10)

```
VFNMA{<c>}{<q>}.F32 <Sd>, <Sn>, <Sm>
```

Double-precision scalar (size == 11)

```
VFNMA{<c>}{<q>}.F64 <Dd>, <Dn>, <Dm>
```

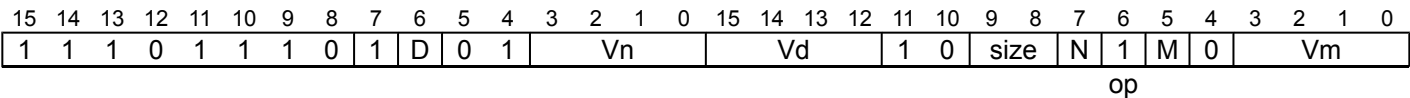
```
if FPSCR.Len != '000' || FPSCR.Stride != '00' then UNDEFINED;
if size == '00' || (size == '01' && !IsFeatureImplemented(FEAT_FP16)) then UNDEFINED;
if size == '01' && cond != '1110' then UNPREDICTABLE;
constant opl_neg = (op == '1');
integer esize;
integer d;
integer n;
integer m;
case size of
  when '01' esize = 16; d = UInt(Vd:D); n = UInt(Vn:N); m = UInt(Vm:M);
  when '10' esize = 32; d = UInt(Vd:D); n = UInt(Vn:N); m = UInt(Vm:M);
  when '11' esize = 64; d = UInt(D:Vd); n = UInt(N:Vn); m = UInt(M:Vm);
```

CONSTRAINED UNPREDICTABLE behavior

If `size == '01' && cond != '1110'`, then one of the following behaviors must occur:

- The instruction is UNDEFINED.
- The instruction executes as if it passes the Condition code check.
- The instruction executes as NOP. This means it behaves as if it fails the Condition code check.

T1



## Half-precision scalar (size == 01) (FEAT\_FP16)

```
VFNMA{<c>}{<q>}.F16 <Sd>, <Sn>, <Sm>
```

## Single-precision scalar (size == 10)

```
VFNMA{<c>}{<q>}.F32 <Sd>, <Sn>, <Sm>
```

## Double-precision scalar (size == 11)

```
VFNMA{<c>}{<q>}.F64 <Dd>, <Dn>, <Dm>
```

```
if FPSCR.Len != '000' || FPSCR.Stride != '00' then UNDEFINED;
if size == '00' || (size == '01' && !IsFeatureImplemented(FEAT_FP16)) then UNDEFINED;
if size == '01' && InITBlock() then UNPREDICTABLE;
constant op1_neg = (op == '1');
integer esize;
integer d;
integer n;
integer m;
case size of
    when '01' esize = 16; d = UInt(Vd:D); n = UInt(Vn:N); m = UInt(Vm:M);
    when '10' esize = 32; d = UInt(Vd:D); n = UInt(Vn:N); m = UInt(Vm:M);
    when '11' esize = 64; d = UInt(D:Vd); n = UInt(N:Vn); m = UInt(M:Vm);
```

## CONSTRAINED UNPREDICTABLE behavior

If `size == '01' && InITBlock()`, then one of the following behaviors must occur:

- The instruction is UNDEFINED.
- The instruction executes as if it passes the Condition code check.
- The instruction executes as NOP. This means it behaves as if it fails the Condition code check.

## Assembler Symbols

<c>	See <a href="#">Standard assembler syntax fields</a> .
<q>	See <a href="#">Standard assembler syntax fields</a> .
<Sd>	Is the 32-bit name of the SIMD&FP destination register, encoded in the "Vd:D" field.
<Sn>	Is the 32-bit name of the first SIMD&FP source register, encoded in the "Vn:N" field.
<Sm>	Is the 32-bit name of the second SIMD&FP source register, encoded in the "Vm:M" field.
<Dd>	Is the 64-bit name of the SIMD&FP destination register, encoded in the "D:Vd" field.
<Dn>	Is the 64-bit name of the first SIMD&FP source register, encoded in the "N:Vn" field.
<Dm>	Is the 64-bit name of the second SIMD&FP source register, encoded in the "M:Vm" field.

## Operation

```
if ConditionPassed() then
    EncodingSpecificOperations(); CheckVFPEEnabled(TRUE);
    constant FPCR_Type fpcr = EffectiveFPCR();
    case esize of
        when 16
            constant op16 = if op1_neg then FPNeg(H[n], fpcr) else H[n];
            H[d] = FPMulAdd(FPNeg(H[d], fpcr), op16, H[m], fpcr);
        when 32
            constant op32 = if op1_neg then FPNeg(S[n], fpcr) else S[n];
            S[d] = FPMulAdd(FPNeg(S[d], fpcr), op32, S[m], fpcr);
        when 64
            constant op64 = if op1_neg then FPNeg(D[n], fpcr) else D[n];
            D[d] = FPMulAdd(FPNeg(D[d], fpcr), op64, D[m], fpcr);
```



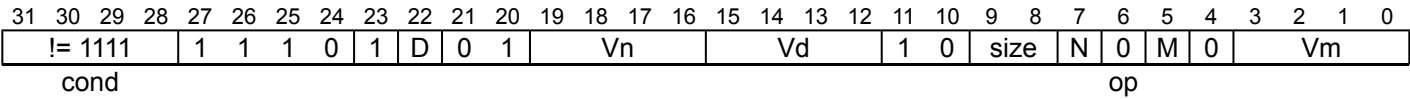
VFNMNS

Vector Fused Negate Multiply Subtract multiplies together two floating-point register values, adds the negation of the floating-point value in the destination register to the product, and writes the result back to the destination register. The instruction does not round the result of the multiply before the addition.

Depending on settings in the *CPACR*, *NSACR*, *HCPTR*, and *FPEXC* registers, and the Security state and PE mode in which the instruction is executed, an attempt to execute the instruction might be UNDEFINED, or trapped to Hyp mode. For more information see *Enabling Advanced SIMD and floating-point support*.

It has encodings from the following instruction sets: A32 ( [A1](#) ) and T32 ( [T1](#) ).

A1



Half-precision scalar (size == 01)  
(FEAT\_FP16)

```
VFNMNS{<c>}{<q>}.F16 <Sd>, <Sn>, <Sm>
```

Single-precision scalar (size == 10)

```
VFNMNS{<c>}{<q>}.F32 <Sd>, <Sn>, <Sm>
```

Double-precision scalar (size == 11)

```
VFNMNS{<c>}{<q>}.F64 <Dd>, <Dn>, <Dm>
```

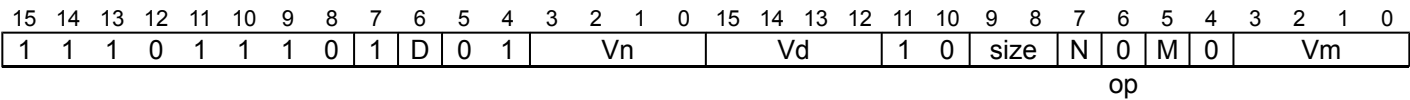
```
if FPSCR.Len != '000' || FPSCR.Stride != '00' then UNDEFINED;
if size == '00' || (size == '01' && !IsFeatureImplemented(FEAT_FP16)) then UNDEFINED;
if size == '01' && cond != '1110' then UNPREDICTABLE;
constant op1_neg = (op == '1');
integer esize;
integer d;
integer n;
integer m;
case size of
  when '01' esize = 16; d = UInt(Vd:D); n = UInt(Vn:N); m = UInt(Vm:M);
  when '10' esize = 32; d = UInt(Vd:D); n = UInt(Vn:N); m = UInt(Vm:M);
  when '11' esize = 64; d = UInt(D:Vd); n = UInt(N:Vn); m = UInt(M:Vm);
```

CONSTRAINED UNPREDICTABLE behavior

If size == '01' && cond != '1110', then one of the following behaviors must occur:

- The instruction is UNDEFINED.
- The instruction executes as if it passes the Condition code check.
- The instruction executes as NOP. This means it behaves as if it fails the Condition code check.

T1



## Half-precision scalar (size == 01) (FEAT\_FP16)

```
VFNMS{<c>}{<q>}.F16 <Sd>, <Sn>, <Sm>
```

## Single-precision scalar (size == 10)

```
VFNMS{<c>}{<q>}.F32 <Sd>, <Sn>, <Sm>
```

## Double-precision scalar (size == 11)

```
VFNMS{<c>}{<q>}.F64 <Dd>, <Dn>, <Dm>
```

```
if FPSCR.Len != '000' || FPSCR.Stride != '00' then UNDEFINED;
if size == '00' || (size == '01' && !IsFeatureImplemented(FEAT_FP16)) then UNDEFINED;
if size == '01' && InITBlock() then UNPREDICTABLE;
constant op1_neg = (op == '1');
integer esize;
integer d;
integer n;
integer m;
case size of
    when '01' esize = 16; d = UInt(Vd:D); n = UInt(Vn:N); m = UInt(Vm:M);
    when '10' esize = 32; d = UInt(Vd:D); n = UInt(Vn:N); m = UInt(Vm:M);
    when '11' esize = 64; d = UInt(D:Vd); n = UInt(N:Vn); m = UInt(M:Vm);
```

## CONSTRAINED UNPREDICTABLE behavior

If `size == '01' && InITBlock()`, then one of the following behaviors must occur:

- The instruction is UNDEFINED.
- The instruction executes as if it passes the Condition code check.
- The instruction executes as NOP. This means it behaves as if it fails the Condition code check.

## Assembler Symbols

<c>	See <a href="#">Standard assembler syntax fields</a> .
<q>	See <a href="#">Standard assembler syntax fields</a> .
<Sd>	Is the 32-bit name of the SIMD&FP destination register, encoded in the "Vd:D" field.
<Sn>	Is the 32-bit name of the first SIMD&FP source register, encoded in the "Vn:N" field.
<Sm>	Is the 32-bit name of the second SIMD&FP source register, encoded in the "Vm:M" field.
<Dd>	Is the 64-bit name of the SIMD&FP destination register, encoded in the "D:Vd" field.
<Dn>	Is the 64-bit name of the first SIMD&FP source register, encoded in the "N:Vn" field.
<Dm>	Is the 64-bit name of the second SIMD&FP source register, encoded in the "M:Vm" field.

## Operation

```
if ConditionPassed() then
    EncodingSpecificOperations(); CheckVFPEEnabled(TRUE);
    constant FPCR_Type fpcr = EffectiveFPCR();
    case esize of
        when 16
            constant op16 = if op1_neg then FPNeg(H[n], fpcr) else H[n];
            H[d] = FPMulAdd(FPNeg(H[d], fpcr), op16, H[m], fpcr);
        when 32
            constant op32 = if op1_neg then FPNeg(S[n], fpcr) else S[n];
            S[d] = FPMulAdd(FPNeg(S[d], fpcr), op32, S[m], fpcr);
        when 64
            constant op64 = if op1_neg then FPNeg(D[n], fpcr) else D[n];
            D[d] = FPMulAdd(FPNeg(D[d], fpcr), op64, D[m], fpcr);
```





VHADD

Vector Halving Add adds corresponding elements in two vectors of integers, shifts each result right one bit, and places the final results in the destination vector. The results of the halving operations are truncated. For rounded results, see [VRHADD](#).

The operand and result elements are all the same type, and can be any one of:

- 8-bit, 16-bit, or 32-bit signed integers.
- 8-bit, 16-bit, or 32-bit unsigned integers.

Depending on settings in the [CPACR](#), [NSACR](#), and [HCPTTR](#) registers, and the Security state and PE mode in which the instruction is executed, an attempt to execute the instruction might be UNDEFINED, or trapped to Hyp mode. For more information see [Enabling Advanced SIMD and floating-point support](#).

It has encodings from the following instruction sets: A32 ([A1](#)) and T32 ([T1](#)).

A1

31	30	29	28	27	26	25	24	23	22	21	20	19	18	17	16	15	14	13	12	11	10	9	8	7	6	5	4	3	2	1	0
1	1	1	1	0	0	1	U	0	D	size	Vn				Vd				0	0	0	0	N	Q	M	0	Vm				
op																															

64-bit SIMD vector (Q == 0)

```
VHADD{<c>}{<q>}.<dt> {<Dd>, }<Dn>, <Dm>
```

128-bit SIMD vector (Q == 1)

```
VHADD{<c>}{<q>}.<dt> {<Qd>, }<Qn>, <Qm>
```

```
if Q == '1' && (Vd<0> == '1' || Vn<0> == '1' || Vm<0> == '1') then UNDEFINED;
if size == '11' then UNDEFINED;
constant add = (op == '0'); constant unsigned = (U == '1');
constant integer esize = 8 << UInt(size); constant elements = 64 DIV esize;
constant d = UInt(D:Vd); constant n = UInt(N:Vn); constant m = UInt(M:Vm);
constant regs = if Q == '0' then 1 else 2;
```

T1

15	14	13	12	11	10	9	8	7	6	5	4	3	2	1	0	15	14	13	12	11	10	9	8	7	6	5	4	3	2	1	0
1	1	1	U	1	1	1	1	0	D	size	Vn				Vd				0	0	0	0	N	Q	M	0	Vm				
op																															

64-bit SIMD vector (Q == 0)

```
VHADD{<c>}{<q>}.<dt> {<Dd>, }<Dn>, <Dm>
```

128-bit SIMD vector (Q == 1)

```
VHADD{<c>}{<q>}.<dt> {<Qd>, }<Qn>, <Qm>
```

```
if Q == '1' && (Vd<0> == '1' || Vn<0> == '1' || Vm<0> == '1') then UNDEFINED;
if size == '11' then UNDEFINED;
constant add = (op == '0'); constant unsigned = (U == '1');
constant integer esize = 8 << UInt(size); constant elements = 64 DIV esize;
constant d = UInt(D:Vd); constant n = UInt(N:Vn); constant m = UInt(M:Vm);
constant regs = if Q == '0' then 1 else 2;
```

Assembler Symbols

- <c> For encoding A1: see [Standard assembler syntax fields](#). This encoding must be unconditional.  
For encoding T1: see [Standard assembler syntax fields](#).
- <q> See [Standard assembler syntax fields](#).

<dt> Is the data type for the elements of the operands, encoded in “U:size”:

U	size	<dt>
0	00	S8
0	01	S16
0	10	S32
1	00	U8
1	01	U16
1	10	U32

<Qd> Is the 128-bit name of the SIMD&FP destination register, encoded in the "D:Vd" field as <Qd>\*2.

<Qn> Is the 128-bit name of the first SIMD&FP source register, encoded in the "N:Vn" field as <Qn>\*2.

<Qm> Is the 128-bit name of the second SIMD&FP source register, encoded in the "M:Vm" field as <Qm>\*2.

<Dd> Is the 64-bit name of the SIMD&FP destination register, encoded in the "D:Vd" field.

<Dn> Is the 64-bit name of the first SIMD&FP source register, encoded in the "N:Vn" field.

<Dm> Is the 64-bit name of the second SIMD&FP source register, encoded in the "M:Vm" field.

Operation

```
if ConditionPassed() then
    EncodingSpecificOperations();    CheckAdvSIMDEnabled();
    for r = 0 to regs-1
        for e = 0 to elements-1
            constant op1 = Int(Elem[D[n+r],e,esize], unsigned);
            constant op2 = Int(Elem[D[m+r],e,esize], unsigned);
            constant result = (if add then op1+op2 else op1-op2) >> 1;
            Elem[D[d+r],e,esize] = result<esize-1:0>;
```

Operational information

- If CPSR.DIT is 1 and this instruction passes its condition execution check:
- The execution time of this instruction is independent of:
    - The values of the data supplied in any of its registers.
    - The values of the NZCV flags.
  - The response of this instruction to asynchronous exceptions does not vary based on:
    - The values of the data supplied in any of its registers.
    - The values of the NZCV flags.

VHSUB

Vector Halving Subtract subtracts the elements of the second operand from the corresponding elements of the first operand, shifts each result right one bit, and places the final results in the destination vector. The results of the halving operations are truncated. There is no rounding version.

The operand and result elements are all the same type, and can be any one of:

- 8-bit, 16-bit, or 32-bit signed integers.
- 8-bit, 16-bit, or 32-bit unsigned integers.

Depending on settings in the CPACR, NSACR, and HCPTR registers, and the Security state and PE mode in which the instruction is executed, an attempt to execute the instruction might be UNDEFINED, or trapped to Hyp mode. For more information see Enabling Advanced SIMD and floating-point support.

It has encodings from the following instruction sets: A32 ( A1 ) and T32 ( T1 ).

A1

31	30	29	28	27	26	25	24	23	22	21	20	19	18	17	16	15	14	13	12	11	10	9	8	7	6	5	4	3	2	1	0
1	1	1	1	0	0	1	U	0	D	size					Vn				Vd			0	0	1	0	N	Q	M	0		Vm
																								op							

64-bit SIMD vector (Q == 0)

```
VHSUB{<c>}{<q>}.<dt> {<Dd>, }<Dn>, <Dm>
```

128-bit SIMD vector (Q == 1)

```
VHSUB{<c>}{<q>}.<dt> {<Qd>, }<Qn>, <Qm>
```

```
if Q == '1' && (Vd<0> == '1' || Vn<0> == '1' || Vm<0> == '1') then UNDEFINED;
if size == '11' then UNDEFINED;
constant add = (op == '0'); constant unsigned = (U == '1');
constant integer esize = 8 << UInt(size); constant elements = 64 DIV esize;
constant d = UInt(D:Vd); constant n = UInt(N:Vn); constant m = UInt(M:Vm);
constant regs = if Q == '0' then 1 else 2;
```

T1

15	14	13	12	11	10	9	8	7	6	5	4	3	2	1	0	15	14	13	12	11	10	9	8	7	6	5	4	3	2	1	0
1	1	1	U	1	1	1	1	0	D	size					Vn				Vd			0	0	1	0	N	Q	M	0		Vm
																								op							

64-bit SIMD vector (Q == 0)

```
VHSUB{<c>}{<q>}.<dt> {<Dd>, }<Dn>, <Dm>
```

128-bit SIMD vector (Q == 1)

```
VHSUB{<c>}{<q>}.<dt> {<Qd>, }<Qn>, <Qm>
```

```
if Q == '1' && (Vd<0> == '1' || Vn<0> == '1' || Vm<0> == '1') then UNDEFINED;
if size == '11' then UNDEFINED;
constant add = (op == '0'); constant unsigned = (U == '1');
constant integer esize = 8 << UInt(size); constant elements = 64 DIV esize;
constant d = UInt(D:Vd); constant n = UInt(N:Vn); constant m = UInt(M:Vm);
constant regs = if Q == '0' then 1 else 2;
```

Assembler Symbols

- <c> For encoding A1: see Standard assembler syntax fields. This encoding must be unconditional.  
For encoding T1: see Standard assembler syntax fields.
- <q> See Standard assembler syntax fields.

<dt> Is the data type for the elements of the operands, encoded in “U:size”:

U	size	<dt>
0	00	S8
0	01	S16
0	10	S32
1	00	U8
1	01	U16
1	10	U32

- <Qd> Is the 128-bit name of the SIMD&FP destination register, encoded in the "D:Vd" field as <Qd>\*2.
- <Qn> Is the 128-bit name of the first SIMD&FP source register, encoded in the "N:Vn" field as <Qn>\*2.
- <Qm> Is the 128-bit name of the second SIMD&FP source register, encoded in the "M:Vm" field as <Qm>\*2.
- <Dd> Is the 64-bit name of the SIMD&FP destination register, encoded in the "D:Vd" field.
- <Dn> Is the 64-bit name of the first SIMD&FP source register, encoded in the "N:Vn" field.
- <Dm> Is the 64-bit name of the second SIMD&FP source register, encoded in the "M:Vm" field.

Operation

```
if ConditionPassed() then
    EncodingSpecificOperations();    CheckAdvSIMDEnabled();
    for r = 0 to regs-1
        for e = 0 to elements-1
            constant op1 = Int(Elem[D[n+r],e,esize], unsigned);
            constant op2 = Int(Elem[D[m+r],e,esize], unsigned);
            constant result = (if add then op1+op2 else op1-op2) >> 1;
            Elem[D[d+r],e,esize] = result<esize-1:0>;
```

Operational information

- If CPSR.DIT is 1 and this instruction passes its condition execution check:
- The execution time of this instruction is independent of:
    - The values of the data supplied in any of its registers.
    - The values of the NZCV flags.
  - The response of this instruction to asynchronous exceptions does not vary based on:
    - The values of the data supplied in any of its registers.
    - The values of the NZCV flags.

VINS

Vector move Insertion. This instruction copies the lower 16 bits of the 32-bit source SIMD&FP register into the upper 16 bits of the 32-bit destination SIMD&FP register, while preserving the values in the remaining bits.

Depending on settings in the *CPACR*, *NSACR*, *HCPTR*, and *FPEXC* registers, and the Security state and PE mode in which the instruction is executed, an attempt to execute the instruction might be UNDEFINED, or trapped to Hyp mode. For more information see *Enabling Advanced SIMD and floating-point support*.

It has encodings from the following instruction sets: A32 ( [A1](#) ) and T32 ( [T1](#) ).

A1  
(FEAT\_FP16)

31	30	29	28	27	26	25	24	23	22	21	20	19	18	17	16	15	14	13	12	11	10	9	8	7	6	5	4	3	2	1	0
1	1	1	1	1	1	1	0	1	D	1	1	0	0	0	0	Vd				1	0	1	0	1	1	M	0	Vm			

A1

```
VINS{<q>}.F16 <Sd>, <Sm>

if !IsFeatureImplemented(FEAT_FP16) then UNDEFINED;
if FPSCR.Len != '000' || FPSCR.Stride != '00' then UNDEFINED;
constant d = UInt(Vd:D); constant m = UInt(Vm:M);
```

T1  
(FEAT\_FP16)

15	14	13	12	11	10	9	8	7	6	5	4	3	2	1	0	15	14	13	12	11	10	9	8	7	6	5	4	3	2	1	0
1	1	1	1	1	1	1	0	1	D	1	1	0	0	0	0	Vd				1	0	1	0	1	1	M	0	Vm			

T1

```
VINS{<q>}.F16 <Sd>, <Sm>

if InITBlock() then UNPREDICTABLE;
if !IsFeatureImplemented(FEAT_FP16) then UNDEFINED;
if FPSCR.Len != '000' || FPSCR.Stride != '00' then UNDEFINED;
constant d = UInt(Vd:D); constant m = UInt(Vm:M);
```

CONSTRAINED UNPREDICTABLE behavior

- If `InITBlock()`, then one of the following behaviors must occur:
- The instruction is UNDEFINED.
  - The instruction executes as if it passes the Condition code check.
  - The instruction executes as NOP. This means it behaves as if it fails the Condition code check.

Assembler Symbols

- <q> See *Standard assembler syntax fields*.
- <Sd> Is the 32-bit name of the SIMD&FP destination register, encoded in the "Vd:D" field.
- <Sm> Is the 32-bit name of the SIMD&FP source register, encoded in the "Vm:M" field.

Operation

```
if ConditionPassed() then
    EncodingSpecificOperations();
    CheckVFPEnabled(TRUE);
    S[d]<31:16> = H[m];
```



VJCVT

Javascript Convert to signed fixed-point, rounding toward Zero. This instruction converts the double-precision floating-point value in the SIMD&FP source register to a 32-bit signed integer using the Round towards Zero rounding mode, and writes the result to the SIMD&FP destination register. If the result is too large to be accommodated as a signed 32-bit integer, then the result is the integer modulo  $2^{32}$ , as held in a 32-bit signed integer. This instruction can generate a floating-point exception. Depending on the settings in *FPSCR*, the exception results in either a flag being set or a synchronous exception being generated. For more information, see *Floating-point exceptions and exception traps*. Depending on settings in the *CPACR*, *NSACR*, *HCPTR*, and *FPEXC* registers, and the Security state and PE mode in which the instruction is executed, an attempt to execute the instruction might be UNDEFINED, or trapped to Hyp mode. For more information see *Enabling Advanced SIMD and floating-point support*. It has encodings from the following instruction sets: A32 ( [A1](#) ) and T32 ( [T1](#) ).

A1  
(FEAT\_JSCVT)

31	30	29	28	27	26	25	24	23	22	21	20	19	18	17	16	15	14	13	12	11	10	9	8	7	6	5	4	3	2	1	0
!= 1111				1	1	1	0	1	D	1	1	1	0	0	1	Vd				1	0	1	1	1	1	M	0	Vm			
cond																															

A1

```
VJCVT{<q>}.S32.F64 <Sd>, <Dm>
```

```
if !IsFeatureImplemented(FEAT_JSCVT) then UNDEFINED;
if cond != '1110' then UNPREDICTABLE;
constant d = UInt(Vd:D);  constant m = UInt(M:Vm);
```

T1  
(FEAT\_JSCVT)

15	14	13	12	11	10	9	8	7	6	5	4	3	2	1	0	15	14	13	12	11	10	9	8	7	6	5	4	3	2	1	0
1	1	1	0	1	1	1	0	1	D	1	1	1	0	0	1	Vd				1	0	1	1	1	1	M	0	Vm			

T1

```
VJCVT{<q>}.S32.F64 <Sd>, <Dm>
```

```
if !IsFeatureImplemented(FEAT_JSCVT) then UNDEFINED;
if InITBlock() then UNPREDICTABLE;
constant d = UInt(Vd:D);  constant m = UInt(M:Vm);
```

Assembler Symbols

- <q> See *Standard assembler syntax fields*.
- <Sd> Is the 32-bit name of the SIMD&FP destination register, encoded in the "Vd:D" field.
- <Dm> Is the 64-bit name of the SIMD&FP source register, encoded in the "M:Vm" field.

Operation

```
EncodingSpecificOperations();
CheckVFPEnabled(TRUE);
constant bits(64) fltval = D[m];
bits(32) intval;
bit      Z;
(intval, Z) = FPToFixedJS(fltval, EffectiveFPCR(), 32);
FPSCR<31:28> = '0':Z:'00';
S[d] = intval;
```





## VLD1 (multiple single elements)

Load multiple single 1-element structures to one, two, three, or four registers loads elements from memory into one, two, three, or four registers, without de-interleaving. Every element of each register is loaded. For details of the addressing mode, see [Advanced SIMD addressing mode](#).

Depending on settings in the [CPACR](#), [NSACR](#), and [HCPTR](#) registers, and the Security state and PE mode in which the instruction is executed, an attempt to execute the instruction might be UNDEFINED, or trapped to Hyp mode. For more information, see [Enabling Advanced SIMD and floating-point support](#).

It has encodings from the following instruction sets: A32 ( [A1](#), [A2](#), [A3](#) and [A4](#) ) and T32 ( [T1](#), [T2](#), [T3](#) and [T4](#) ).

### A1

31	30	29	28	27	26	25	24	23	22	21	20	19	18	17	16	15	14	13	12	11	10	9	8	7	6	5	4	3	2	1	0
1	1	1	1	0	1	0	0	0	D	1	0	Rn				Vd				0	1	1	1	size	align	Rm					

#### Offset (Rm == 1111)

```
VLD1{<c>}{<q>}.<size> <list>, [<Rn>{:<align>}]
```

#### Post-indexed (Rm == 1101)

```
VLD1{<c>}{<q>}.<size> <list>, [<Rn>{:<align>}]!
```

#### Post-indexed (Rm != 11x1)

```
VLD1{<c>}{<q>}.<size> <list>, [<Rn>{:<align>}], <Rm>
```

```
constant regs = 1; if align<1> == '1' then UNDEFINED;
constant alignment = if align == '00' then 1 else 4 << UInt(align);
constant integer ebytes = 1 << UInt(size);
constant elements = 8 DIV ebytes;
constant d = UInt(D:Vd); constant n = UInt(Rn); constant m = UInt(Rm);
constant wback = (m != 15); constant register_index = (m != 15 && m != 13);
if n == 15 then UNPREDICTABLE;
```

### A2

31	30	29	28	27	26	25	24	23	22	21	20	19	18	17	16	15	14	13	12	11	10	9	8	7	6	5	4	3	2	1	0
1	1	1	1	0	1	0	0	0	D	1	0	Rn				Vd				1	0	1	0	size	align	Rm					

#### Offset (Rm == 1111)

```
VLD1{<c>}{<q>}.<size> <list>, [<Rn>{:<align>}]
```

#### Post-indexed (Rm == 1101)

```
VLD1{<c>}{<q>}.<size> <list>, [<Rn>{:<align>}]!
```

#### Post-indexed (Rm != 11x1)

```
VLD1{<c>}{<q>}.<size> <list>, [<Rn>{:<align>}], <Rm>
```

```
constant regs = 2; if align == '11' then UNDEFINED;
constant alignment = if align == '00' then 1 else 4 << UInt(align);
constant integer ebytes = 1 << UInt(size); constant elements = 8 DIV ebytes;
constant d = UInt(D:Vd); constant n = UInt(Rn); constant m = UInt(Rm);
constant wback = (m != 15); constant register_index = (m != 15 && m != 13);
if n == 15 || d+regs > 32 then UNPREDICTABLE;
```

CONSTRAINED UNPREDICTABLE behavior

If `d+regs > 32`, then one of the following behaviors must occur:

- The instruction is UNDEFINED.
- The instruction executes as NOP.
- One or more of the SIMD and floating-point registers are UNKNOWN. If the instruction specifies writeback, the base register becomes UNKNOWN. This behavior does not affect any general-purpose registers.

A3

31	30	29	28	27	26	25	24	23	22	21	20	19	18	17	16	15	14	13	12	11	10	9	8	7	6	5	4	3	2	1	0
1	1	1	1	0	1	0	0	0	D	1	0	Rn				Vd				0	1	1	0	size	align	Rm					

Offset (Rm == 1111)

```
VLD1{<c>}{<q>}.<size> <list>, [<Rn>{:<align>}]
```

Post-indexed (Rm == 1101)

```
VLD1{<c>}{<q>}.<size> <list>, [<Rn>{:<align>}]!
```

Post-indexed (Rm != 11x1)

```
VLD1{<c>}{<q>}.<size> <list>, [<Rn>{:<align>}], <Rm>
```

```
constant regs = 3; if align<1> == '1' then UNDEFINED;
constant alignment = if align == '00' then 1 else 4 << UInt(align);
constant integer ebytes = 1 << UInt(size); constant elements = 8 DIV ebytes;
constant d = UInt(D:Vd); constant n = UInt(Rn); constant m = UInt(Rm);
constant wback = (m != 15); constant register_index = (m != 15 && m != 13);
if n == 15 || d+regs > 32 then UNPREDICTABLE;
```

CONSTRAINED UNPREDICTABLE behavior

If `d+regs > 32`, then one of the following behaviors must occur:

- The instruction is UNDEFINED.
- The instruction executes as NOP.
- One or more of the SIMD and floating-point registers are UNKNOWN. If the instruction specifies writeback, the base register becomes UNKNOWN. This behavior does not affect any general-purpose registers.

A4

31	30	29	28	27	26	25	24	23	22	21	20	19	18	17	16	15	14	13	12	11	10	9	8	7	6	5	4	3	2	1	0
1	1	1	1	0	1	0	0	0	D	1	0	Rn				Vd				0	0	1	0	size	align	Rm					

Offset (Rm == 1111)

```
VLD1{<c>}{<q>}.<size> <list>, [<Rn>{:<align>}]
```

Post-indexed (Rm == 1101)

```
VLD1{<c>}{<q>}.<size> <list>, [<Rn>{:<align>}]!
```

Post-indexed (Rm != 11x1)

```
VLD1{<c>}{<q>}.<size> <list>, [<Rn>{:<align>}], <Rm>
```

```
constant regs = 4;
constant alignment = if align == '00' then 1 else 4 << UInt(align);
constant integer ebytes = 1 << UInt(size); constant elements = 8 DIV ebytes;
constant d = UInt(D:Vd); constant n = UInt(Rn); constant m = UInt(Rm);
constant wback = (m != 15); constant register_index = (m != 15 && m != 13);
if n == 15 || d+regs > 32 then UNPREDICTABLE;
```

CONSTRAINED UNPREDICTABLE behavior

If `d+regs > 32`, then one of the following behaviors must occur:

- The instruction is UNDEFINED.
- The instruction executes as NOP.
- One or more of the SIMD and floating-point registers are UNKNOWN. If the instruction specifies writeback, the base register becomes UNKNOWN. This behavior does not affect any general-purpose registers.

T1

15	14	13	12	11	10	9	8	7	6	5	4	3	2	1	0	15	14	13	12	11	10	9	8	7	6	5	4	3	2	1	0
1	1	1	1	1	0	0	1	0	D	1	0				Rn																

Offset (Rm == 1111)

```
VLD1{<c>}{<q>}.<size> <list>, [<Rn>{:<align>}]
```

Post-indexed (Rm == 1101)

```
VLD1{<c>}{<q>}.<size> <list>, [<Rn>{:<align>}]!
```

Post-indexed (Rm != 11x1)

```
VLD1{<c>}{<q>}.<size> <list>, [<Rn>{:<align>}], <Rm>
```

```
constant regs = 1; if align<1> == '1' then UNDEFINED;
constant alignment = if align == '00' then 1 else 4 << UInt(align);
constant integer ebytes = 1 << UInt(size);
constant elements = 8 DIV ebytes;
constant d = UInt(D:Vd); constant n = UInt(Rn); constant m = UInt(Rm);
constant wback = (m != 15); constant register_index = (m != 15 && m != 13);
if n == 15 then UNPREDICTABLE;
```

T2

15	14	13	12	11	10	9	8	7	6	5	4	3	2	1	0	15	14	13	12	11	10	9	8	7	6	5	4	3	2	1	0
1	1	1	1	1	0	0	1	0	D	1	0				Rn																

Offset (Rm == 1111)

```
VLD1{<c>}{<q>}.<size> <list>, [<Rn>{:<align>}]
```

Post-indexed (Rm == 1101)

```
VLD1{<c>}{<q>}.<size> <list>, [<Rn>{:<align>}]!
```

Post-indexed (Rm != 11x1)

```
VLD1{<c>}{<q>}.<size> <list>, [<Rn>{:<align>}], <Rm>
```

```
constant regs = 2; if align == '11' then UNDEFINED;
constant alignment = if align == '00' then 1 else 4 << UInt(align);
constant integer ebytes = 1 << UInt(size); constant elements = 8 DIV ebytes;
constant d = UInt(D:Vd); constant n = UInt(Rn); constant m = UInt(Rm);
constant wback = (m != 15); constant register_index = (m != 15 && m != 13);
if n == 15 || d+regs > 32 then UNPREDICTABLE;
```

CONSTRAINED UNPREDICTABLE behavior

If `d+regs > 32`, then one of the following behaviors must occur:

- The instruction is UNDEFINED.
- The instruction executes as NOP.
- One or more of the SIMD and floating-point registers are UNKNOWN. If the instruction specifies writeback, the base register becomes UNKNOWN. This behavior does not affect any general-purpose registers.

T3

15	14	13	12	11	10	9	8	7	6	5	4	3	2	1	0	15	14	13	12	11	10	9	8	7	6	5	4	3	2	1	0
1	1	1	1	1	0	0	1	0	D	1	0	Rn				Vd				0	1	1	0	size	align	Rm					

Offset (Rm == 1111)

```
VLD1{<c>}{<q>}.<size> <list>, [<Rn>{:<align>}]
```

Post-indexed (Rm == 1101)

```
VLD1{<c>}{<q>}.<size> <list>, [<Rn>{:<align>}]!
```

Post-indexed (Rm != 11x1)

```
VLD1{<c>}{<q>}.<size> <list>, [<Rn>{:<align>}], <Rm>
```

```
constant regs = 3; if align<1> == '1' then UNDEFINED;
constant alignment = if align == '00' then 1 else 4 << UInt(align);
constant integer ebytes = 1 << UInt(size); constant elements = 8 DIV ebytes;
constant d = UInt(D:Vd); constant n = UInt(Rn); constant m = UInt(Rm);
constant wback = (m != 15); constant register_index = (m != 15 && m != 13);
if n == 15 || d+regs > 32 then UNPREDICTABLE;
```

CONSTRAINED UNPREDICTABLE behavior

If `d+regs > 32`, then one of the following behaviors must occur:

- The instruction is UNDEFINED.
- The instruction executes as NOP.
- One or more of the SIMD and floating-point registers are UNKNOWN. If the instruction specifies writeback, the base register becomes UNKNOWN. This behavior does not affect any general-purpose registers.

T4

15	14	13	12	11	10	9	8	7	6	5	4	3	2	1	0	15	14	13	12	11	10	9	8	7	6	5	4	3	2	1	0
1	1	1	1	1	0	0	1	0	D	1	0	Rn			Vd			0	0	1	0	size		align		Rm					

Offset (Rm == 1111)

```
VLD1{<c>}{<q>}.<size> <list>, [<Rn>{:<align>}]
```

Post-indexed (Rm == 1101)

```
VLD1{<c>}{<q>}.<size> <list>, [<Rn>{:<align>}]!
```

Post-indexed (Rm != 11x1)

```
VLD1{<c>}{<q>}.<size> <list>, [<Rn>{:<align>}], <Rm>
```

```
constant regs = 4;
constant alignment = if align == '00' then 1 else 4 << UInt(align);
constant integer ebytes = 1 << UInt(size);  constant elements = 8 DIV ebytes;
constant d = UInt(D:Vd);  constant n = UInt(Rn);  constant m = UInt(Rm);
constant wback = (m != 15);  constant register_index = (m != 15 && m != 13);
if n == 15 || d+regs > 32 then UNPREDICTABLE;
```

CONSTRAINED UNPREDICTABLE behavior

If `d+regs > 32`, then one of the following behaviors must occur:

- The instruction is UNDEFINED.
- The instruction executes as NOP.
- One or more of the SIMD and floating-point registers are UNKNOWN. If the instruction specifies writeback, the base register becomes UNKNOWN. This behavior does not affect any general-purpose registers.

For more information about the CONSTRAINED UNPREDICTABLE behavior of this instruction, see *Architectural Constraints on UNPREDICTABLE behaviors*, and particularly *VLD1 (multiple single elements)*.

Related encodings: See *Advanced SIMD element or structure load/store* for the T32 instruction set, or *Advanced SIMD element or structure load/store* for the A32 instruction set.

Assembler Symbols

- <c>For encoding A1, A2, A3 and A4: see *Standard assembler syntax fields*. This encoding must be unconditional.  
For encoding T1, T2, T3 and T4: see *Standard assembler syntax fields*.
- <q>See *Standard assembler syntax fields*.
- <size>Is the data size, encoded in “size”:

size	<size>
00	8
01	16
10	32
11	64

- <list>Is a list containing the 64-bit names of the SIMD&FP registers.  
The list must be one of:  
{ <Dd> }  
Single register. Selects the A1 and T1 encodings of the instruction.  
  
{ <Dd>, <Dd+1> }  
Two single-spaced registers. Selects the A2 and T2 encodings of the instruction.  
  
{ <Dd>, <Dd+1>, <Dd+2> }  
Three single-spaced registers. Selects the A3 and T3 encodings of the instruction.  
  
{ <Dd>, <Dd+1>, <Dd+2>, <Dd+3> }  
Four single-spaced registers. Selects the A4 and T4 encodings of the instruction.  
  
The register <Dd> is encoded in the "D:Vd" field.

<Rn> Is the general-purpose base register, encoded in the "Rn" field.

<align> Is the optional alignment.  
Whenever <align> is omitted, the standard alignment is used, see [Unaligned data access](#), and is encoded in the "align" field as 0b00.  
Whenever <align> is present, the permitted values are:

**64**  
64-bit alignment, encoded in the "align" field as 0b01.

**128**  
128-bit alignment, encoded in the "align" field as 0b10. Available only if <list> contains two or four registers.

**256**  
256-bit alignment, encoded in the "align" field as 0b11. Available only if <list> contains four registers.

: is the preferred separator before the <align> value, but the alignment can be specified as @<align>, see [Advanced SIMD addressing mode](#).

<Rm> Is the general-purpose index register containing an offset applied after the access, encoded in the "Rm" field.

For more information about the variants of this instruction, see [Advanced SIMD addressing mode](#).

## Operation

```
if ConditionPassed() then
    EncodingSpecificOperations();
    CheckAdvSIMDEnabled();

    address = R[n];

    constant boolean nontemporal = FALSE;
    constant boolean tagchecked = FALSE;
    constant AccessDescriptor accdesc = CreateAccDescASIMD(MemOp_LOAD, nontemporal, tagchecked);
    if !IsAligned(address, alignment) then
        AArch32.Abort(address, AlignmentFault(accdesc));

    for r = 0 to regs-1
        for e = 0 to elements-1
            bits(ebytes*8) data;
            if ebytes != 8 then
                data = MemU[address, ebytes];
            else
                if !IsAligned(address, ebytes) && AlignmentEnforced() then
                    AArch32.Abort(address, AlignmentFault(accdesc));

                if BigEndian(AccessType_ASIMD) then
                    data<31:0> = MemU[address+4, 4];
                    data<63:32> = MemU[address, 4];
                else
                    data<31:0> = MemU[address, 4];
                    data<63:32> = MemU[address+4, 4];

                Elem[D[d+r], e, 8*ebytes] = data;
                address = address + ebytes;

    if wback then
        if register_index then
            R[n] = R[n] + R[m];
        else
            R[n] = R[n] + 8*regs;
```

## Operational information

If CPSR.DIT is 1, the timing of this instruction is insensitive to the value of the data being loaded or stored.

Internal version only: isa v01\_31, pseudocode v2024-03\_rel ; Build timestamp: 2024-03-25T10:05

Copyright © 2010-2024 Arm Limited or its affiliates. All rights reserved. This document is Non-Confidential.

## VLD1 (single element to all lanes)

Load single 1-element structure and replicate to all lanes of one register loads one element from memory into every element of one or two vectors. For details of the addressing mode, see [Advanced SIMD addressing mode](#).

Depending on settings in the [CPACR](#), [NSACR](#), and [HCPTR](#) registers, and the Security state and PE mode in which the instruction is executed, an attempt to execute the instruction might be UNDEFINED, or trapped to Hyp mode. For more information, see [Enabling Advanced SIMD and floating-point support](#).

It has encodings from the following instruction sets: A32 ([A1](#)) and T32 ([T1](#)).

### A1

31	30	29	28	27	26	25	24	23	22	21	20	19	18	17	16	15	14	13	12	11	10	9	8	7	6	5	4	3	2	1	0
1	1	1	1	0	1	0	0	1	D	1	0	Rn			Vd			1	1	0	0	size		T	a	Rm					

#### Offset (Rm == 1111)

```
VLD1{<c>}{<q>}.<size> <list>, [<Rn>{:<align>}]
```

#### Post-indexed (Rm == 1101)

```
VLD1{<c>}{<q>}.<size> <list>, [<Rn>{:<align>}]!
```

#### Post-indexed (Rm != 11x1)

```
VLD1{<c>}{<q>}.<size> <list>, [<Rn>{:<align>}], <Rm>
```

```
if size == '11' || (size == '00' && a == '1') then UNDEFINED;
constant ebytes = 1 << UInt(size); constant regs = if T == '0' then 1 else 2;
constant alignment = if a == '0' then 1 else ebytes;
constant d = UInt(D:Vd); constant n = UInt(Rn); constant m = UInt(Rm);
constant wback = (m != 15); constant register_index = (m != 15 && m != 13);
if n == 15 || d+regs > 32 then UNPREDICTABLE;
```

## CONSTRAINED UNPREDICTABLE behavior

If `d+regs > 32`, then one of the following behaviors must occur:

- The instruction is UNDEFINED.
- The instruction executes as NOP.
- One or more of the SIMD and floating-point registers are UNKNOWN. If the instruction specifies writeback, the base register becomes UNKNOWN. This behavior does not affect any general-purpose registers.

### T1

15	14	13	12	11	10	9	8	7	6	5	4	3	2	1	0	15	14	13	12	11	10	9	8	7	6	5	4	3	2	1	0
1	1	1	1	1	0	0	1	1	D	1	0	Rn			Vd			1	1	0	0	size		T	a	Rm					



Offset (Rm == 1111)

```
VLD1{<c>}{<q>}.<size> <list>, [<Rn>{:<align>}]
```

Post-indexed (Rm == 1101)

```
VLD1{<c>}{<q>}.<size> <list>, [<Rn>{:<align>}]!
```

Post-indexed (Rm != 11x1)

```
VLD1{<c>}{<q>}.<size> <list>, [<Rn>{:<align>}], <Rm>
```

```
if size == '11' || (size == '00' && a == '1') then UNDEFINED;
constant ebytes = 1 << UInt(size);  constant regs = if T == '0' then 1 else 2;
constant alignment = if a == '0' then 1 else ebytes;
constant d = UInt(D:Vd);  constant n = UInt(Rn);  constant m = UInt(Rm);
constant wback = (m != 15);  constant register_index = (m != 15 && m != 13);
if n == 15 || d+regs > 32 then UNPREDICTABLE;
```

CONSTRAINED UNPREDICTABLE behavior

If `d+regs > 32`, then one of the following behaviors must occur:

- The instruction is UNDEFINED.
- The instruction executes as NOP.
- One or more of the SIMD and floating-point registers are UNKNOWN. If the instruction specifies writeback, the base register becomes UNKNOWN. This behavior does not affect any general-purpose registers.

For more information about the CONSTRAINED UNPREDICTABLE behavior of this instruction, see *Architectural Constraints on UNPREDICTABLE behaviors*, and particularly *VLD1 (single element to all lanes)*.

Assembler Symbols

<c> For encoding A1: see *Standard assembler syntax fields*. This encoding must be unconditional.  
For encoding T1: see *Standard assembler syntax fields*.

<q> See *Standard assembler syntax fields*.

<size> Is the data size, encoded in “size”:

size	<size>
00	8
01	16
10	32
11	RESERVED

<list> Is a list containing the 64-bit names of the SIMD&FP registers.  
The list must be one of:  
{ <Dd>[] }  
    Encoded in the "T" field as 0.

{ <Dd>[], <Dd+1>[] }  
    Encoded in the "T" field as 1.

The register <Dd> is encoded in the "D:Vd" field.

<Rn> Is the general-purpose base register, encoded in the "Rn" field.

<align> When <size> == 8, <align> must be omitted, otherwise it is the optional alignment.  
Whenever <align> is omitted, the standard alignment is used, see *Unaligned data access*, and is encoded in the "a" field as 0.  
Whenever <align> is present, the permitted values and encoding depend on <size>:

<size> == 16  
    <align> is 16, meaning 16-bit alignment, encoded in the "a" field as 1.

<size> == 32  
    <align> is 32, meaning 32-bit alignment, encoded in the "a" field as 1.

: is the preferred separator before the <align> value, but the alignment can be specified as @<align>, see [Advanced SIMD addressing mode](#).

<Rm> Is the general-purpose index register containing an offset applied after the access, encoded in the "Rm" field.

For more information about the variants of this instruction, see [Advanced SIMD addressing mode](#).

## Operation

```
if ConditionPassed() then
    EncodingSpecificOperations();
    CheckAdvSIMDEnabled();

    constant address = R[n];

    constant boolean nontemporal = FALSE;
    constant boolean tagchecked = FALSE;
    constant AccessDescriptor accdesc = CreateAccDescASIMD(MemOp\_LOAD, nontemporal, tagchecked);
    if !IsAligned(address, alignment) then
        AArch32.Abort(address, AlignmentFault(accdesc));

    constant integer esize = 8 * ebytes;
    constant bits(esize) element = MemU[address,ebytes];
    constant bits(64) replicated_element = Replicate(element, 64 DIV esize);
    for r = 0 to regs-1
        D[d+r] = replicated_element;
    if wback then
        if register_index then
            R[n] = R[n] + R[m];
        else
            R[n] = R[n] + ebytes;
```

## Operational information

If CPSR.DIT is 1, the timing of this instruction is insensitive to the value of the data being loaded or stored.

Internal version only: isa v01\_31, pseudocode v2024-03\_rel ; Build timestamp: 2024-03-25T10:05

Copyright © 2010-2024 Arm Limited or its affiliates. All rights reserved. This document is Non-Confidential.

## VLD1 (single element to one lane)

Load single 1-element structure to one lane of one register loads one element from memory into one element of a register. Elements of the register that are not loaded are unchanged. For details of the addressing mode, see [Advanced SIMD addressing mode](#).

Depending on settings in the [CPACR](#), [NSACR](#), and [HCPTR](#) registers, and the Security state and PE mode in which the instruction is executed, an attempt to execute the instruction might be UNDEFINED, or trapped to Hyp mode. For more information, see [Enabling Advanced SIMD and floating-point support](#).

It has encodings from the following instruction sets: A32 ( [A1](#), [A2](#) and [A3](#) ) and T32 ( [T1](#), [T2](#) and [T3](#) ).

### A1

31	30	29	28	27	26	25	24	23	22	21	20	19	18	17	16	15	14	13	12	11	10	9	8	7	6	5	4	3	2	1	0
1	1	1	1	0	1	0	0	1	D	1	0	Rn			Vd			0 0			0 0		index_align			Rm					
size																															

#### Offset (Rm == 1111)

```
VLD1{<c>}{<q>}.<size> <list>, [<Rn>{:<align>}]
```

#### Post-indexed (Rm == 1101)

```
VLD1{<c>}{<q>}.<size> <list>, [<Rn>{:<align>}]!
```

#### Post-indexed (Rm != 11x1)

```
VLD1{<c>}{<q>}.<size> <list>, [<Rn>{:<align>}], <Rm>
```

```
if size == '11' then SEE "VLD1 (single element to all lanes)";
if index_align<0> != '0' then UNDEFINED;
constant ebytes = 1; constant index = UInt(index_align<3:1>); constant alignment = 1;
constant d = UInt(D:Vd); constant n = UInt(Rn); constant m = UInt(Rm);
constant wback = (m != 15); constant register_index = (m != 15 && m != 13);
if n == 15 then UNPREDICTABLE;
```

### A2

31	30	29	28	27	26	25	24	23	22	21	20	19	18	17	16	15	14	13	12	11	10	9	8	7	6	5	4	3	2	1	0
1	1	1	1	0	1	0	0	1	D	1	0	Rn			Vd			0 1			0 0		index_align			Rm					
size																															

#### Offset (Rm == 1111)

```
VLD1{<c>}{<q>}.<size> <list>, [<Rn>{:<align>}]
```

#### Post-indexed (Rm == 1101)

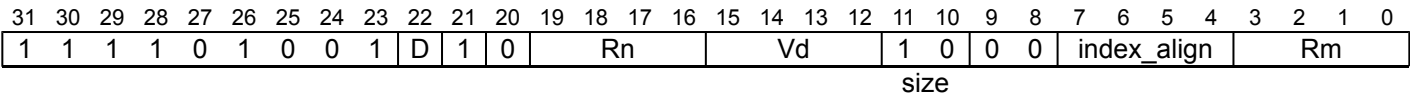
```
VLD1{<c>}{<q>}.<size> <list>, [<Rn>{:<align>}]!
```

#### Post-indexed (Rm != 11x1)

```
VLD1{<c>}{<q>}.<size> <list>, [<Rn>{:<align>}], <Rm>
```

```
if size == '11' then SEE "VLD1 (single element to all lanes)";
if index_align<1> != '0' then UNDEFINED;
constant ebytes = 2; constant index = UInt(index_align<3:2>);
constant alignment = if index_align<0> == '0' then 1 else 2;
constant d = UInt(D:Vd); constant n = UInt(Rn); constant m = UInt(Rm);
constant wback = (m != 15); constant register_index = (m != 15 && m != 13);
if n == 15 then UNPREDICTABLE;
```

A3



Offset (Rm == 1111)

```
VLD1{<c>}{<q>}.<size> <list>, [<Rn>{:<align>}]
```

Post-indexed (Rm == 1101)

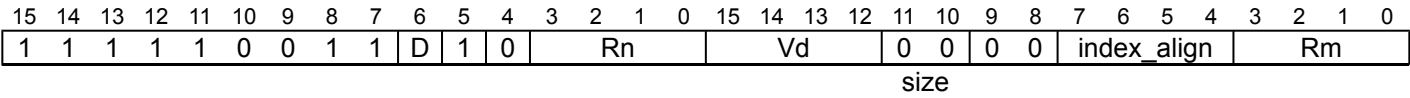
```
VLD1{<c>}{<q>}.<size> <list>, [<Rn>{:<align>}]!
```

Post-indexed (Rm != 11x1)

```
VLD1{<c>}{<q>}.<size> <list>, [<Rn>{:<align>}], <Rm>
```

```
if size == '11' then SEE "VLD1 (single element to all lanes)";
if index_align<2> != '0' then UNDEFINED;
if index_align<1:0> != '00' && index_align<1:0> != '11' then UNDEFINED;
constant ebytes = 4; constant index = UInt(index_align<3>);
constant alignment = if index_align<1:0> == '00' then 1 else 4;
constant d = UInt(D:Vd); constant n = UInt(Rn); constant m = UInt(Rm);
constant wback = (m != 15); constant register_index = (m != 15 && m != 13);
if n == 15 then UNPREDICTABLE;
```

T1



Offset (Rm == 1111)

```
VLD1{<c>}{<q>}.<size> <list>, [<Rn>{:<align>}]
```

Post-indexed (Rm == 1101)

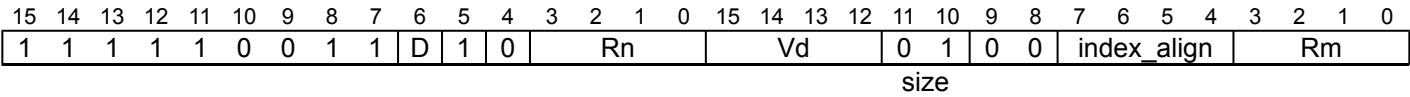
```
VLD1{<c>}{<q>}.<size> <list>, [<Rn>{:<align>}]!
```

Post-indexed (Rm != 11x1)

```
VLD1{<c>}{<q>}.<size> <list>, [<Rn>{:<align>}], <Rm>
```

```
if size == '11' then SEE "VLD1 (single element to all lanes)";
if index_align<0> != '0' then UNDEFINED;
constant ebytes = 1; constant index = UInt(index_align<3:1>); constant alignment = 1;
constant d = UInt(D:Vd); constant n = UInt(Rn); constant m = UInt(Rm);
constant wback = (m != 15); constant register_index = (m != 15 && m != 13);
if n == 15 then UNPREDICTABLE;
```

T2



Offset (Rm == 1111)

```
VLD1{<c>}{<q>}.<size> <list>, [<Rn>{:<align>}]
```

Post-indexed (Rm == 1101)

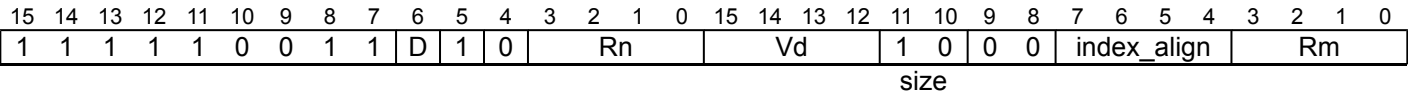
```
VLD1{<c>}{<q>}.<size> <list>, [<Rn>{:<align>}]!
```

Post-indexed (Rm != 11x1)

```
VLD1{<c>}{<q>}.<size> <list>, [<Rn>{:<align>}], <Rm>

if size == '11' then SEE "VLD1 (single element to all lanes)";
if index_align<1> != '0' then UNDEFINED;
constant ebytes = 2; constant index = UInt(index_align<3:2>);
constant alignment = if index_align<0> == '0' then 1 else 2;
constant d = UInt(D:Vd); constant n = UInt(Rn); constant m = UInt(Rm);
constant wback = (m != 15); constant register_index = (m != 15 && m != 13);
if n == 15 then UNPREDICTABLE;
```

T3



Offset (Rm == 1111)

```
VLD1{<c>}{<q>}.<size> <list>, [<Rn>{:<align>}]
```

Post-indexed (Rm == 1101)

```
VLD1{<c>}{<q>}.<size> <list>, [<Rn>{:<align>}]!
```

Post-indexed (Rm != 11x1)

```
VLD1{<c>}{<q>}.<size> <list>, [<Rn>{:<align>}], <Rm>

if size == '11' then SEE "VLD1 (single element to all lanes)";
if index_align<2> != '0' then UNDEFINED;
if index_align<1:0> != '00' && index_align<1:0> != '11' then UNDEFINED;
constant ebytes = 4; constant index = UInt(index_align<3>);
constant alignment = if index_align<1:0> == '00' then 1 else 4;
constant d = UInt(D:Vd); constant n = UInt(Rn); constant m = UInt(Rm);
constant wback = (m != 15); constant register_index = (m != 15 && m != 13);
if n == 15 then UNPREDICTABLE;
```

For more information about the CONSTRAINED UNPREDICTABLE behavior of this instruction, see [Architectural Constraints on UNPREDICTABLE behaviors](#).

Assembler Symbols

- <c> For encoding A1, A2 and A3: see [Standard assembler syntax fields](#). This encoding must be unconditional.  
For encoding T1, T2 and T3: see [Standard assembler syntax fields](#).
- <q> See [Standard assembler syntax fields](#).
- <size> Is the data size, encoded in “size”:

size	<size>
00	8
01	16
10	32

- <list> Is a list containing the single 64-bit name of the SIMD&FP register holding the element.  
The list must be { <Dd>[<index>] }.  
The register <Dd> is encoded in the "D:Vd" field.  
The permitted values and encoding of <index> depend on <size>:
- <size> == 8  
    <index> is in the range 0 to 7, encoded in the "index\_align<3:1>" field.
- <size> == 16  
    <index> is in the range 0 to 3, encoded in the "index\_align<3:2>" field.
- <size> == 32  
    <index> is 0 or 1, encoded in the "index\_align<3>" field.
- <Rn> Is the general-purpose base register, encoded in the "Rn" field.
- <align> When <size> == 8, <align> must be omitted, otherwise it is the optional alignment.  
Whenever <align> is omitted, the standard alignment is used, see *Unaligned data access*, and the encoding depends on <size>:
- <size> == 8  
    Encoded in the "index\_align<0>" field as 0.
- <size> == 16  
    Encoded in the "index\_align<1:0>" field as 0b00.
- <size> == 32  
    Encoded in the "index\_align<2:0>" field as 0b000.
- Whenever <align> is present, the permitted values and encoding depend on <size>:
- <size> == 16  
    <align> is 16, meaning 16-bit alignment, encoded in the "index\_align<1:0>" field as 0b01.
- <size> == 32  
    <align> is 32, meaning 32-bit alignment, encoded in the "index\_align<2:0>" field as 0b011.
- : is the preferred separator before the <align> value, but the alignment can be specified as @<align>, see *Advanced SIMD addressing mode*.
- <Rm> Is the general-purpose index register containing an offset applied after the access, encoded in the "Rm" field.
- For more information about the variants of this instruction, see *Advanced SIMD addressing mode*.

## Operation

```

if ConditionPassed() then
    EncodingSpecificOperations();
    CheckAdvSIMDEnabled();

    constant address = R[n];

    constant boolean nontemporal = FALSE;
    constant boolean tagchecked = FALSE;
    constant AccessDescriptor accdesc = CreateAccDescASIMD(MemOp_LOAD, nontemporal, tagchecked);
    if !IsAligned(address, alignment) then
        AArch32.Abort(address, AlignmentFault(accdesc));

    Elem[D[d],index,8*ebytes] = MemU[address,ebytes];
    if wback then
        if register_index then
            R[n] = R[n] + R[m];
        else
            R[n] = R[n] + ebytes;

```

## Operational information

If CPSR.DIT is 1, the timing of this instruction is insensitive to the value of the data being loaded or stored.



## VLD2 (multiple 2-element structures)

Load multiple 2-element structures to two or four registers loads multiple 2-element structures from memory into two or four registers, with de-interleaving. For more information, see *Element and structure load/store instructions*. Every element of each register is loaded. For details of the addressing mode, see *Advanced SIMD addressing mode*.

Depending on settings in the *CPACR*, *NSACR*, and *HCPTR* registers, and the Security state and PE mode in which the instruction is executed, an attempt to execute the instruction might be UNDEFINED, or trapped to Hyp mode. For more information, see *Enabling Advanced SIMD and floating-point support*.

It has encodings from the following instruction sets: A32 ( [A1](#) and [A2](#) ) and T32 ( [T1](#) and [T2](#) ).

### A1

31	30	29	28	27	26	25	24	23	22	21	20	19	18	17	16	15	14	13	12	11	10	9	8	7	6	5	4	3	2	1	0				
1	1	1	1	0	1	0	0	0	D	1	0	Rn			Vd			1			0	0	x	size		align		Rm							
itype																																			

#### Offset (Rm == 1111)

```
VLD2{<c>}{<q>}.<size> <list>, [<Rn>{:<align>}]
```

#### Post-indexed (Rm == 1101)

```
VLD2{<c>}{<q>}.<size> <list>, [<Rn>{:<align>}]!
```

#### Post-indexed (Rm != 11x1)

```
VLD2{<c>}{<q>}.<size> <list>, [<Rn>{:<align>}], <Rm>
```

```
constant pairs = 1; if align == '11' then UNDEFINED;
if size == '11' then UNDEFINED;
constant inc = if itype == '1001' then 2 else 1;
constant alignment = if align == '00' then 1 else 4 << UInt(align);
constant ebytes = 1 << UInt(size); constant elements = 8 DIV ebytes;
constant d = UInt(D:Vd); constant d2 = d + inc; constant n = UInt(Rn); constant m = UInt(Rm);
constant wback = (m != 15); constant register_index = (m != 15 && m != 13);
if n == 15 || d2+pairs > 32 then UNPREDICTABLE;
```

## CONSTRAINED UNPREDICTABLE behavior

If `d2+pairs > 32`, then one of the following behaviors must occur:

- The instruction is UNDEFINED.
- The instruction executes as NOP.
- One or more of the SIMD and floating-point registers are UNKNOWN. If the instruction specifies writeback, the base register becomes UNKNOWN. This behavior does not affect any general-purpose registers.

### A2

31	30	29	28	27	26	25	24	23	22	21	20	19	18	17	16	15	14	13	12	11	10	9	8	7	6	5	4	3	2	1	0
1	1	1	1	0	1	0	0	0	D	1	0	Rn			Vd			0 0 1 1		size		align		Rm							



Offset (Rm == 1111)

```
VLD2{<c>}{<q>}.<size> <list>, [<Rn>{:<align>}]}
```

Post-indexed (Rm == 1101)

```
VLD2{<c>}{<q>}.<size> <list>, [<Rn>{:<align>}]}!
```

Post-indexed (Rm != 11x1)

```
VLD2{<c>}{<q>}.<size> <list>, [<Rn>{:<align>}], <Rm>
```

```
constant pairs = 2;  constant inc = 2;
if size == '11' then UNDEFINED;
constant alignment = if align == '00' then 1 else 4 << UInt(align);
constant ebytes = 1 << UInt(size);  constant elements = 8 DIV ebytes;
constant d = UInt(D:Vd);  constant d2 = d + inc;  constant n = UInt(Rn);  constant m = UInt(Rm);
constant wback = (m != 15);  constant register_index = (m != 15 && m != 13);
if n == 15 || d2+pairs > 32 then UNPREDICTABLE;
```

CONSTRAINED UNPREDICTABLE behavior

If `d2+pairs > 32`, then one of the following behaviors must occur:

- The instruction is UNDEFINED.
- The instruction executes as NOP.
- One or more of the SIMD and floating-point registers are UNKNOWN. If the instruction specifies writeback, the base register becomes UNKNOWN. This behavior does not affect any general-purpose registers.

T1

15	14	13	12	11	10	9	8	7	6	5	4	3	2	1	0	15	14	13	12	11	10	9	8	7	6	5	4	3	2	1	0
1	1	1	1	1	0	0	1	0	D	1	0	Rn			Vd			1	0	0	x	size	align	Rm							
itype																															

Offset (Rm == 1111)

```
VLD2{<c>}{<q>}.<size> <list>, [<Rn>{:<align>}]}
```

Post-indexed (Rm == 1101)

```
VLD2{<c>}{<q>}.<size> <list>, [<Rn>{:<align>}]}!
```

Post-indexed (Rm != 11x1)

```
VLD2{<c>}{<q>}.<size> <list>, [<Rn>{:<align>}], <Rm>
```

```
constant pairs = 1;  if align == '11' then UNDEFINED;
if size == '11' then UNDEFINED;
constant inc = if itype == '1001' then 2 else 1;
constant alignment = if align == '00' then 1 else 4 << UInt(align);
constant ebytes = 1 << UInt(size);  constant elements = 8 DIV ebytes;
constant d = UInt(D:Vd);  constant d2 = d + inc;  constant n = UInt(Rn);  constant m = UInt(Rm);
constant wback = (m != 15);  constant register_index = (m != 15 && m != 13);
if n == 15 || d2+pairs > 32 then UNPREDICTABLE;
```

CONSTRAINED UNPREDICTABLE behavior

If `d2+pairs > 32`, then one of the following behaviors must occur:

- The instruction is UNDEFINED.
- The instruction executes as NOP.

- One or more of the SIMD and floating-point registers are UNKNOWN. If the instruction specifies writeback, the base register becomes UNKNOWN. This behavior does not affect any general-purpose registers.

## T2

15	14	13	12	11	10	9	8	7	6	5	4	3	2	1	0	15	14	13	12	11	10	9	8	7	6	5	4	3	2	1	0
1	1	1	1	1	0	0	1	0	D	1	0	Rn				Vd				0	0	1	1	size		align		Rm			

### Offset (Rm == 1111)

VLD2{<c>}{<q>}.<size> <list>, [<Rn>{:<align>}]

### Post-indexed (Rm == 1101)

VLD2{<c>}{<q>}.<size> <list>, [<Rn>{:<align>}]!

### Post-indexed (Rm != 11x1)

VLD2{<c>}{<q>}.<size> <list>, [<Rn>{:<align>}], <Rm>

```
constant pairs = 2; constant inc = 2;
if size == '11' then UNDEFINED;
constant alignment = if align == '00' then 1 else 4 << UInt(align);
constant ebytes = 1 << UInt(size); constant elements = 8 DIV ebytes;
constant d = UInt(D:Vd); constant d2 = d + inc; constant n = UInt(Rn); constant m = UInt(Rm);
constant wback = (m != 15); constant register_index = (m != 15 && m != 13);
if n == 15 || d2+pairs > 32 then UNPREDICTABLE;
```

## CONSTRAINED UNPREDICTABLE behavior

If `d2+pairs > 32`, then one of the following behaviors must occur:

- The instruction is UNDEFINED.
- The instruction executes as NOP.
- One or more of the SIMD and floating-point registers are UNKNOWN. If the instruction specifies writeback, the base register becomes UNKNOWN. This behavior does not affect any general-purpose registers.

For more information about the CONSTRAINED UNPREDICTABLE behavior of this instruction, see [Architectural Constraints on UNPREDICTABLE behaviors](#), and particularly [VLD2 \(multiple 2-element structures\)](#).

Related encodings: See [Advanced SIMD element or structure load/store](#) for the T32 instruction set, or [Advanced SIMD element or structure load/store](#) for the A32 instruction set.

## Assembler Symbols

<c> For encoding A1 and A2: see [Standard assembler syntax fields](#). This encoding must be unconditional.

For encoding T1 and T2: see [Standard assembler syntax fields](#).

<q> See [Standard assembler syntax fields](#).

<size> Is the data size, encoded in “size”:

size	<size>
00	8
01	16
10	32
11	RESERVED

<list> Is a list containing the 64-bit names of the SIMD&FP registers.

The list must be one of:

{ <Dd>, <Dd+1> }

Two single-spaced registers. Selects the A1 and T1 encodings of the instruction, and encoded in the "itype" field as 0b1000.

{ <Dd>, <Dd+2> }

Two double-spaced registers. Selects the A1 and T1 encodings of the instruction, and encoded in the "itype" field as 0b1001.

{ <Dd>, <Dd+1>, <Dd+2>, <Dd+3> }

Three single-spaced registers. Selects the A2 and T2 encodings of the instruction.

The register <Dd> is encoded in the "D:Vd" field.

<Rn> Is the general-purpose base register, encoded in the "Rn" field.

<align> Is the optional alignment.

Whenever <align> is omitted, the standard alignment is used, see [Unaligned data access](#), and is encoded in the "align" field as 0b00.

Whenever <align> is present, the permitted values are:

**64**

64-bit alignment, encoded in the "align" field as 0b01.

**128**

128-bit alignment, encoded in the "align" field as 0b10.

**256**

256-bit alignment, encoded in the "align" field as 0b11. Available only if <list> contains four registers.

: is the preferred separator before the <align> value, but the alignment can be specified as @<align>, see [Advanced SIMD addressing mode](#).

<Rm> Is the general-purpose index register containing an offset applied after the access, encoded in the "Rm" field.

For more information about the variants of this instruction, see [Advanced SIMD addressing mode](#).

## Operation

```
if ConditionPassed() then
    EncodingSpecificOperations();
    CheckAdvSIMDEnabled();

    address = R[n];

    constant boolean nontemporal = FALSE;
    constant boolean tagchecked = FALSE;
    constant AccessDescriptor accdesc = CreateAccDescASIMD(MemOp\_LOAD, nontemporal, tagchecked);
    if !IsAligned(address, alignment) then
        AArch32.Abort(address, AlignmentFault(accdesc));

    for r = 0 to pairs-1
        for e = 0 to elements-1
            Elem[D[d+r], e, 8*abytes] = MemU[address, ebytes];
            Elem[D[d2+r], e, 8*abytes] = MemU[address+ebytes, ebytes];
            address = address + 2*ebytes;
    if wback then
        if register_index then
            R[n] = R[n] + R[m];
        else
            R[n] = R[n] + 16*pairs;
```

## Operational information

If CPSR.DIT is 1, the timing of this instruction is insensitive to the value of the data being loaded or stored.

Internal version only: isa v01\_31, pseudocode v2024-03\_rel ; Build timestamp: 2024-03-25T10:05

Copyright © 2010-2024 Arm Limited or its affiliates. All rights reserved. This document is Non-Confidential.

## VLD2 (single 2-element structure to all lanes)

Load single 2-element structure and replicate to all lanes of two registers loads one 2-element structure from memory into all lanes of two registers. For details of the addressing mode, see [Advanced SIMD addressing mode](#).

Depending on settings in the [CPACR](#), [NSACR](#), and [HCPTR](#) registers, and the Security state and PE mode in which the instruction is executed, an attempt to execute the instruction might be UNDEFINED, or trapped to Hyp mode. For more information, see [Enabling Advanced SIMD and floating-point support](#).

It has encodings from the following instruction sets: A32 ([A1](#)) and T32 ([T1](#)).

### A1

31	30	29	28	27	26	25	24	23	22	21	20	19	18	17	16	15	14	13	12	11	10	9	8	7	6	5	4	3	2	1	0
1	1	1	1	0	1	0	0	1	D	1	0	Rn			Vd			1	1	0	1	size	T	a	Rm						

#### Offset (Rm == 1111)

```
VLD2{<c>}{<q>}.<size> <list>, [<Rn>{:<align>}]
```

#### Post-indexed (Rm == 1101)

```
VLD2{<c>}{<q>}.<size> <list>, [<Rn>{:<align>}]!
```

#### Post-indexed (Rm != 11x1)

```
VLD2{<c>}{<q>}.<size> <list>, [<Rn>{:<align>}], <Rm>
```

```
if size == '11' then UNDEFINED;
constant ebytes = 1 << UInt(size);
constant alignment = if a == '0' then 1 else 2*ebytes;
constant inc = if T == '0' then 1 else 2;
constant d = UInt(D:Vd); constant d2 = d + inc; constant n = UInt(Rn); constant m = UInt(Rm);
constant wback = (m != 15); constant register_index = (m != 15 && m != 13);
if n == 15 || d2 > 31 then UNPREDICTABLE;
```

## CONSTRAINED UNPREDICTABLE behavior

If `d2 > 31`, then one of the following behaviors must occur:

- The instruction is UNDEFINED.
- The instruction executes as NOP.
- One or more of the SIMD and floating-point registers are UNKNOWN. If the instruction specifies writeback, the base register becomes UNKNOWN. This behavior does not affect any general-purpose registers.

### T1

15	14	13	12	11	10	9	8	7	6	5	4	3	2	1	0	15	14	13	12	11	10	9	8	7	6	5	4	3	2	1	0
1	1	1	1	1	0	0	1	1	D	1	0	Rn			Vd			1	1	0	1	size	T	a	Rm						

Offset (Rm == 1111)

```
VLD2{<c>}{<q>}.<size> <list>, [<Rn>{:<align>}]
```

Post-indexed (Rm == 1101)

```
VLD2{<c>}{<q>}.<size> <list>, [<Rn>{:<align>}]!
```

Post-indexed (Rm != 11x1)

```
VLD2{<c>}{<q>}.<size> <list>, [<Rn>{:<align>}], <Rm>

if size == '11' then UNDEFINED;
constant ebytes = 1 << UInt(size);
constant alignment = if a == '0' then 1 else 2*ebytes;
constant inc = if T == '0' then 1 else 2;
constant d = UInt(D:Vd); constant d2 = d + inc; constant n = UInt(Rn); constant m = UInt(Rm);
constant wback = (m != 15); constant register_index = (m != 15 && m != 13);
if n == 15 || d2 > 31 then UNPREDICTABLE;
```

CONSTRAINED UNPREDICTABLE behavior

If `d2 > 31`, then one of the following behaviors must occur:

- The instruction is UNDEFINED.
- The instruction executes as NOP.
- One or more of the SIMD and floating-point registers are UNKNOWN. If the instruction specifies writeback, the base register becomes UNKNOWN. This behavior does not affect any general-purpose registers.

For more information about the CONSTRAINED UNPREDICTABLE behavior of this instruction, see *Architectural Constraints on UNPREDICTABLE behaviors*, and particularly *VLD2 (single 2-element structure to all lanes)*.

Assembler Symbols

- <c>

For encoding A1: see *Standard assembler syntax fields*. This encoding must be unconditional.  
For encoding T1: see *Standard assembler syntax fields*.
- <q>

See *Standard assembler syntax fields*.
- <size>

Is the data size, encoded in “size”:

size	<size>
00	8
01	16
10	32
11	RESERVED
- <list>

Is a list containing the 64-bit names of two SIMD&FP registers.  
The list must be one of:  
{ <Dd>[], <Dd+1>[] }  
Single-spaced registers, encoded in the "T" field as 0.  
  
{ <Dd>[], <Dd+2>[] }  
Double-spaced registers, encoded in the "T" field as 1.  
  
The register <Dd> is encoded in the "D:Vd" field.
- <Rn>

Is the general-purpose base register, encoded in the "Rn" field.
- <align>

Is the optional alignment.  
Whenever <align> is omitted, the standard alignment is used, see *Unaligned data access*, and is encoded in the "a" field as 0.  
Whenever <align> is present, the permitted values and encoding depend on <size>:  
<size> == 8  
    <align> is 16, meaning 16-bit alignment, encoded in the "a" field as 1.

<size> == 16

<align> is 32, meaning 32-bit alignment, encoded in the "a" field as 1.

<size> == 32

<align> is 64, meaning 64-bit alignment, encoded in the "a" field as 1.

: is the preferred separator before the <align> value, but the alignment can be specified as @<align>, see [Advanced SIMD addressing mode](#).

<Rm> Is the general-purpose index register containing an offset applied after the access, encoded in the "Rm" field.

For more information about the variants of this instruction, see [Advanced SIMD addressing mode](#).

## Operation

```
if ConditionPassed() then
    EncodingSpecificOperations();
    CheckAdvSIMDEnabled();

    constant address = R[n];

    constant boolean nontemporal = FALSE;
    constant boolean tagchecked = FALSE;
    constant AccessDescriptor accdesc = CreateAccDescASIMD(MemOp\_LOAD, nontemporal, tagchecked);
    if !IsAligned(address, alignment) then
        AArch32.Abort(address, AlignmentFault(accdesc));

    constant integer esize = 8 * ebytes;
    constant bits(esize) element1 = MemU[address, ebytes];
    constant bits(esize) element2 = MemU[address+ebytes, ebytes];
    D[d] = Replicate(element1, 64 DIV esize);
    D[d2] = Replicate(element2, 64 DIV esize);

    if wback then
        if register_index then
            R[n] = R[n] + R[m];
        else
            R[n] = R[n] + 2*ebytes;
```

## Operational information

If CPSR.DIT is 1, the timing of this instruction is insensitive to the value of the data being loaded or stored.

Internal version only: isa v01\_31, pseudocode v2024-03\_rel ; Build timestamp: 2024-03-25T10:05

Copyright © 2010-2024 Arm Limited or its affiliates. All rights reserved. This document is Non-Confidential.

## VLD2 (single 2-element structure to one lane)

Load single 2-element structure to one lane of two registers loads one 2-element structure from memory into corresponding elements of two registers. Elements of the registers that are not loaded are unchanged. For details of the addressing mode, see [Advanced SIMD addressing mode](#).

Depending on settings in the [CPACR](#), [NSACR](#), and [HCPTR](#) registers, and the Security state and PE mode in which the instruction is executed, an attempt to execute the instruction might be UNDEFINED, or trapped to Hyp mode. For more information, see [Enabling Advanced SIMD and floating-point support](#).

It has encodings from the following instruction sets: A32 ( [A1](#), [A2](#) and [A3](#) ) and T32 ( [T1](#), [T2](#) and [T3](#) ).

### A1

31	30	29	28	27	26	25	24	23	22	21	20	19	18	17	16	15	14	13	12	11	10	9	8	7	6	5	4	3	2	1	0
1	1	1	1	0	1	0	0	1	D	1	0	Rn			Vd			0 0			0	1	index_align			Rm					
size																															

### Offset (Rm == 1111)

```
VLD2{<c>}{<q>}.<size> <list>, [<Rn>{:<align>}]
```

### Post-indexed (Rm == 1101)

```
VLD2{<c>}{<q>}.<size> <list>, [<Rn>{:<align>}]!
```

### Post-indexed (Rm != 11x1)

```
VLD2{<c>}{<q>}.<size> <list>, [<Rn>{:<align>}], <Rm>
```

```
if size == '11' then SEE "VLD2 (single 2-element structure to all lanes)";
constant ebytes = 1; constant index = UInt(index_align<3:1>); constant inc = 1;
constant alignment = if index_align<0> == '0' then 1 else 2;
constant d = UInt(D:Vd); constant d2 = d + inc; constant n = UInt(Rn); constant m = UInt(Rm);
constant wback = (m != 15); constant register_index = (m != 15 && m != 13);
if n == 15 || d2 > 31 then UNPREDICTABLE;
```

## CONSTRAINED UNPREDICTABLE behavior

If `d2 > 31`, then one of the following behaviors must occur:

- The instruction is UNDEFINED.
- The instruction executes as NOP.
- One or more of the SIMD and floating-point registers are UNKNOWN. If the instruction specifies writeback, the base register becomes UNKNOWN. This behavior does not affect any general-purpose registers.

### A2

31	30	29	28	27	26	25	24	23	22	21	20	19	18	17	16	15	14	13	12	11	10	9	8	7	6	5	4	3	2	1	0
1	1	1	1	0	1	0	0	1	D	1	0	Rn			Vd			0 1			0	1	index_align			Rm					
size																															

Offset (Rm == 1111)

```
VLD2{<c>}{<q>}.<size> <list>, [<Rn>{:<align>}]
```

Post-indexed (Rm == 1101)

```
VLD2{<c>}{<q>}.<size> <list>, [<Rn>{:<align>}]!
```

Post-indexed (Rm != 11x1)

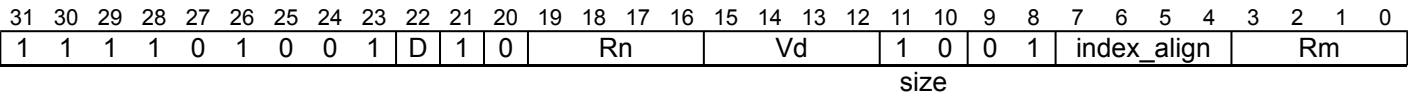
```
VLD2{<c>}{<q>}.<size> <list>, [<Rn>{:<align>}], <Rm>

if size == '11' then SEE "VLD2 (single 2-element structure to all lanes)";
constant ebytes = 2; constant index = UInt(index_align<3:2>);
constant inc = if index_align<1> == '0' then 1 else 2;
constant alignment = if index_align<0> == '0' then 1 else 4;
constant d = UInt(D:Vd); constant d2 = d + inc; constant n = UInt(Rn); constant m = UInt(Rm);
constant wback = (m != 15); constant register_index = (m != 15 && m != 13);
if n == 15 || d2 > 31 then UNPREDICTABLE;
```

CONSTRAINED UNPREDICTABLE behavior

- If `d2 > 31`, then one of the following behaviors must occur:
- The instruction is UNDEFINED.
  - The instruction executes as NOP.
  - One or more of the SIMD and floating-point registers are UNKNOWN. If the instruction specifies writeback, the base register becomes UNKNOWN. This behavior does not affect any general-purpose registers.

A3



Offset (Rm == 1111)

```
VLD2{<c>}{<q>}.<size> <list>, [<Rn>{:<align>}]
```

Post-indexed (Rm == 1101)

```
VLD2{<c>}{<q>}.<size> <list>, [<Rn>{:<align>}]!
```

Post-indexed (Rm != 11x1)

```
VLD2{<c>}{<q>}.<size> <list>, [<Rn>{:<align>}], <Rm>

if size == '11' then SEE "VLD2 (single 2-element structure to all lanes)";
if index_align<1> != '0' then UNDEFINED;
constant ebytes = 4; constant index = UInt(index_align<3>);
constant inc = if index_align<2> == '0' then 1 else 2;
constant alignment = if index_align<0> == '0' then 1 else 8;
constant d = UInt(D:Vd); constant d2 = d + inc; constant n = UInt(Rn); constant m = UInt(Rm);
constant wback = (m != 15); constant register_index = (m != 15 && m != 13);
if n == 15 || d2 > 31 then UNPREDICTABLE;
```

CONSTRAINED UNPREDICTABLE behavior

- If `d2 > 31`, then one of the following behaviors must occur:
- The instruction is UNDEFINED.
  - The instruction executes as NOP.



- One or more of the SIMD and floating-point registers are UNKNOWN. If the instruction specifies writeback, the base register becomes UNKNOWN. This behavior does not affect any general-purpose registers.

## T1

15	14	13	12	11	10	9	8	7	6	5	4	3	2	1	0	15	14	13	12	11	10	9	8	7	6	5	4	3	2	1	0
1	1	1	1	1	0	0	1	1	D	1	0	Rn				Vd				0	0	0	1	index_align				Rm			
size																															

### Offset (Rm == 1111)

```
VLD2{<c>}{<q>}.<size> <list>, [<Rn>{:<align>}]
```

### Post-indexed (Rm == 1101)

```
VLD2{<c>}{<q>}.<size> <list>, [<Rn>{:<align>}]!
```

### Post-indexed (Rm != 11x1)

```
VLD2{<c>}{<q>}.<size> <list>, [<Rn>{:<align>}], <Rm>
```

```
if size == '11' then SEE "VLD2 (single 2-element structure to all lanes)";
constant ebytes = 1; constant index = UInt(index_align<3:1>); constant inc = 1;
constant alignment = if index_align<0> == '0' then 1 else 2;
constant d = UInt(D:Vd); constant d2 = d + inc; constant n = UInt(Rn); constant m = UInt(Rm);
constant wback = (m != 15); constant register_index = (m != 15 && m != 13);
if n == 15 || d2 > 31 then UNPREDICTABLE;
```

## CONSTRAINED UNPREDICTABLE behavior

If `d2 > 31`, then one of the following behaviors must occur:

- The instruction is UNDEFINED.
- The instruction executes as NOP.
- One or more of the SIMD and floating-point registers are UNKNOWN. If the instruction specifies writeback, the base register becomes UNKNOWN. This behavior does not affect any general-purpose registers.

## T2

15	14	13	12	11	10	9	8	7	6	5	4	3	2	1	0	15	14	13	12	11	10	9	8	7	6	5	4	3	2	1	0
1	1	1	1	1	0	0	1	1	D	1	0	Rn				Vd				0	1	0	1	index_align				Rm			
size																															

### Offset (Rm == 1111)

```
VLD2{<c>}{<q>}.<size> <list>, [<Rn>{:<align>}]
```

### Post-indexed (Rm == 1101)

```
VLD2{<c>}{<q>}.<size> <list>, [<Rn>{:<align>}]!
```

### Post-indexed (Rm != 11x1)

```
VLD2{<c>}{<q>}.<size> <list>, [<Rn>{:<align>}], <Rm>
```

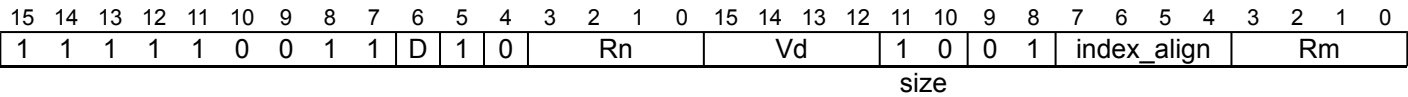
```
if size == '11' then SEE "VLD2 (single 2-element structure to all lanes)";
constant ebytes = 2; constant index = UInt(index_align<3:2>);
constant inc = if index_align<1> == '0' then 1 else 2;
constant alignment = if index_align<0> == '0' then 1 else 4;
constant d = UInt(D:Vd); constant d2 = d + inc; constant n = UInt(Rn); constant m = UInt(Rm);
constant wback = (m != 15); constant register_index = (m != 15 && m != 13);
if n == 15 || d2 > 31 then UNPREDICTABLE;
```

CONSTRAINED UNPREDICTABLE behavior

If `d2 > 31`, then one of the following behaviors must occur:

- The instruction is UNDEFINED.
- The instruction executes as NOP.
- One or more of the SIMD and floating-point registers are UNKNOWN. If the instruction specifies writeback, the base register becomes UNKNOWN. This behavior does not affect any general-purpose registers.

T3



Offset (Rm == 1111)

```
VLD2{<c>}{<q>}.<size> <list>, [<Rn>{:<align>}]
```

Post-indexed (Rm == 1101)

```
VLD2{<c>}{<q>}.<size> <list>, [<Rn>{:<align>}]!
```

Post-indexed (Rm != 11x1)

```
VLD2{<c>}{<q>}.<size> <list>, [<Rn>{:<align>}], <Rm>
```

```
if size == '11' then SEE "VLD2 (single 2-element structure to all lanes)";
if index_align<1> != '0' then UNDEFINED;
constant ebytes = 4; constant index = UInt(index_align<3>);
constant inc = if index_align<2> == '0' then 1 else 2;
constant alignment = if index_align<0> == '0' then 1 else 8;
constant d = UInt(D:Vd); constant d2 = d + inc; constant n = UInt(Rn); constant m = UInt(Rm);
constant wback = (m != 15); constant register_index = (m != 15 && m != 13);
if n == 15 || d2 > 31 then UNPREDICTABLE;
```

CONSTRAINED UNPREDICTABLE behavior

If `d2 > 31`, then one of the following behaviors must occur:

- The instruction is UNDEFINED.
- The instruction executes as NOP.
- One or more of the SIMD and floating-point registers are UNKNOWN. If the instruction specifies writeback, the base register becomes UNKNOWN. This behavior does not affect any general-purpose registers.

For more information about the CONSTRAINED UNPREDICTABLE behavior of this instruction, see *Architectural Constraints on UNPREDICTABLE behaviors*, and particularly *VLD2 (single 2-element structure to one lane)*.

Assembler Symbols

<c> For encoding A1, A2 and A3: see *Standard assembler syntax fields*. This encoding must be unconditional.  
For encoding T1, T2 and T3: see *Standard assembler syntax fields*.

<q> See *Standard assembler syntax fields*.

<size> Is the data size, encoded in “size”:

size	<size>
00	8
01	16
10	32

<list> Is a list containing the 64-bit names of the two SIMD&FP registers holding the element.  
The list must be one of:

{ <Dd>[<index>], <Dd+1>[<index>] }

Single-spaced registers, encoded as "spacing" = 0.

{ <Dd>[<index>], <Dd+2>[<index>] }

Double-spaced registers, encoded as "spacing" = 1. Not permitted when <size> == 8.

The encoding of "spacing" depends on <size>:

<size> == 16

"spacing" is encoded in the "index\_align<1>" field.

<size> == 32

"spacing" is encoded in the "index\_align<2>" field.

The register <Dd> is encoded in the "D:Vd" field.

The permitted values and encoding of <index> depend on <size>:

<size> == 8

<index> is in the range 0 to 7, encoded in the "index\_align<3:1>" field.

<size> == 16

<index> is in the range 0 to 3, encoded in the "index\_align<3:2>" field.

<size> == 32

<index> is 0 or 1, encoded in the "index\_align<3>" field.

<Rn>

Is the general-purpose base register, encoded in the "Rn" field.

<align>

Is the optional alignment.

Whenever <align> is omitted, the standard alignment is used, see [Unaligned data access](#), and the encoding depends on <size>:

<size> == 8

Encoded in the "index\_align<0>" field as 0.

<size> == 16

Encoded in the "index\_align<0>" field as 0.

<size> == 32

Encoded in the "index\_align<1:0>" field as 0b00.

Whenever <align> is present, the permitted values and encoding depend on <size>:

<size> == 8

<align> is 16, meaning 16-bit alignment, encoded in the "index\_align<0>" field as 1.

<size> == 16

<align> is 32, meaning 32-bit alignment, encoded in the "index\_align<0>" field as 1.

<size> == 32

<align> is 64, meaning 64-bit alignment, encoded in the "index\_align<1:0>" field as 0b01.

: is the preferred separator before the <align> value, but the alignment can be specified as @<align>, see [Advanced SIMD addressing mode](#).

<Rm>

Is the general-purpose index register containing an offset applied after the access, encoded in the "Rm" field.

For more information about the variants of this instruction, see [Advanced SIMD addressing mode](#).

## Operation

```
if ConditionPassed() then
    EncodingSpecificOperations();
    CheckAdvSIMDEnabled();

    constant address = R[n];

    constant boolean nontemporal = FALSE;
    constant boolean tagchecked = FALSE;
    constant AccessDescriptor accdesc = CreateAccDescASIMD(MemOp\_LOAD, nontemporal, tagchecked);
    if !IsAligned(address, alignment) then
        AArch32.Abort(address, AlignmentFault(accdesc));

    Elem[D[d], index, 8*ebytes] = MemU[address, ebytes];
    Elem[D[d2], index, 8*ebytes] = MemU[address+ebytes, ebytes];
    if wback then
        if register_index then
            R[n] = R[n] + R[m];
        else
            R[n] = R[n] + 2*ebytes;
```

## Operational information

If CPSR.DIT is 1, the timing of this instruction is insensitive to the value of the data being loaded or stored.

Internal version only: isa v01\_31, pseudocode v2024-03\_rel ; Build timestamp: 2024-03-25T10:05

Copyright © 2010-2024 Arm Limited or its affiliates. All rights reserved. This document is Non-Confidential.

## VLD3 (multiple 3-element structures)

Load multiple 3-element structures to three registers loads multiple 3-element structures from memory into three registers, with de-interleaving. For more information, see *Element and structure load/store instructions*. Every element of each register is loaded. For details of the addressing mode, see *Advanced SIMD addressing mode*.

Depending on settings in the *CPACR*, *NSACR*, and *HCPTR* registers, and the Security state and PE mode in which the instruction is executed, an attempt to execute the instruction might be UNDEFINED, or trapped to Hyp mode. For more information, see *Enabling Advanced SIMD and floating-point support*.

It has encodings from the following instruction sets: A32 ( [A1](#) ) and T32 ( [T1](#) ).

### A1

31	30	29	28	27	26	25	24	23	22	21	20	19	18	17	16	15	14	13	12	11	10	9	8	7	6	5	4	3	2	1	0
1	1	1	1	0	1	0	0	0	D	1	0	Rn			Vd			0	1	0	x	size		align		Rm					
itype																															

#### Offset (Rm == 1111)

```
VLD3{<c>}{<q>}.<size> <list>, [<Rn>{:<align>}]
```

#### Post-indexed (Rm == 1101)

```
VLD3{<c>}{<q>}.<size> <list>, [<Rn>{:<align>}]!
```

#### Post-indexed (Rm != 11x1)

```
VLD3{<c>}{<q>}.<size> <list>, [<Rn>{:<align>}], <Rm>
```

```
integer inc;
case itype of
    when '0100'
        inc = 1;
    when '0101'
        inc = 2;
    otherwise
        SEE "Related encodings";
if size == '11' || align<1> == '1' then UNDEFINED;
constant alignment = if align<0> == '0' then 1 else 8;
constant ebytes = 1 << UInt(size);  constant elements = 8 DIV ebytes;
constant d = UInt(D:Vd);  constant d2 = d + inc;  constant d3 = d2 + inc;  constant n = UInt(Rn);
constant m = UInt(Rm);
constant wback = (m != 15);  constant register_index = (m != 15 && m != 13);
if n == 15 || d3 > 31 then UNPREDICTABLE;
```

### CONSTRAINED UNPREDICTABLE behavior

If `d3 > 31`, then one of the following behaviors must occur:

- The instruction is UNDEFINED.
- The instruction executes as NOP.
- One or more of the SIMD and floating-point registers are UNKNOWN. If the instruction specifies writeback, the base register becomes UNKNOWN. This behavior does not affect any general-purpose registers.

### T1

15	14	13	12	11	10	9	8	7	6	5	4	3	2	1	0	15	14	13	12	11	10	9	8	7	6	5	4	3	2	1	0
1 1 1 1 1 0 0 1 0									D 1 0		Rn				Vd				0 1 0 x				size		align		Rm				
itype																															

Offset (Rm == 1111)

```
VLD3{<c>}{<q>}.<size> <list>, [<Rn>{:<align>}]
```

Post-indexed (Rm == 1101)

```
VLD3{<c>}{<q>}.<size> <list>, [<Rn>{:<align>}]]!
```

Post-indexed (Rm != 11x1)

```
VLD3{<c>}{<q>}.<size> <list>, [<Rn>{:<align>}], <Rm>
```

```
integer inc;
case itype of
  when '0100'
    inc = 1;
  when '0101'
    inc = 2;
  otherwise
    SEE "Related encodings";
if size == '11' || align<1> == '1' then UNDEFINED;
constant alignment = if align<0> == '0' then 1 else 8;
constant ebytes = 1 << UInt(size);  constant elements = 8 DIV ebytes;
constant d = UInt(D:Vd);  constant d2 = d + inc;  constant d3 = d2 + inc;  constant n = UInt(Rn);
constant m = UInt(Rm);
constant wback = (m != 15);  constant register_index = (m != 15 && m != 13);
if n == 15 || d3 > 31 then UNPREDICTABLE;
```

CONSTRAINED UNPREDICTABLE behavior

If `d3 > 31`, then one of the following behaviors must occur:

- The instruction is UNDEFINED.
- The instruction executes as NOP.
- One or more of the SIMD and floating-point registers are UNKNOWN. If the instruction specifies writeback, the base register becomes UNKNOWN. This behavior does not affect any general-purpose registers.

For more information about the CONSTRAINED UNPREDICTABLE behavior of this instruction, see *Architectural Constraints on UNPREDICTABLE behaviors*, and particularly *VLD3 (multiple 3-element structures)*.

Related encodings: See *Advanced SIMD element or structure load/store* for the T32 instruction set, or *Advanced SIMD element or structure load/store* for the A32 instruction set.

Assembler Symbols

<c> For encoding A1: see *Standard assembler syntax fields*. This encoding must be unconditional.  
For encoding T1: see *Standard assembler syntax fields*.

<q> See *Standard assembler syntax fields*.

<size> Is the data size, encoded in “size”:

size	<size>
00	8
01	16
10	32
11	RESERVED

<list> Is a list containing the 64-bit names of the SIMD&FP registers.  
The list must be one of:  
{ <Dd>, <Dd+1>, <Dd+2> }  
Single-spaced registers, encoded in the "itype" field as 0b0100.  
  
{ <Dd>, <Dd+2>, <Dd+4> }  
Double-spaced registers, encoded in the "itype" field as 0b0101.  
  
The register <Dd> is encoded in the "D:Vd" field.

<Rn> Is the general-purpose base register, encoded in the "Rn" field.

<align> Is the optional alignment.  
 Whenever <align> is omitted, the standard alignment is used, see *Unaligned data access*, and is encoded in the "align" field as 0b00.  
 Whenever <align> is present, the only permitted values is 64, meaning 64-bit alignment, encoded in the "align" field as 0b01.  
 : is the preferred separator before the <align> value, but the alignment can be specified as @<align>, see *Advanced SIMD addressing mode*.

<Rm> Is the general-purpose index register containing an offset applied after the access, encoded in the "Rm" field.  
 For more information about <Rn>, !, and <Rm>, see *Advanced SIMD addressing mode*.

## Operation

```

if ConditionPassed() then
    EncodingSpecificOperations();
    CheckAdvSIMDEnabled();

    address = R[n];

    constant boolean nontemporal = FALSE;
    constant boolean tagchecked = FALSE;
    constant AccessDescriptor accdesc = CreateAccDescASIMD(MemOp_LOAD, nontemporal, tagchecked);
    if !IsAligned(address, alignment) then
        AArch32.Abort(address, AlignmentFault(accdesc));

    for e = 0 to elements-1
        Elem[D[d], e, 8*bytes] = MemU[address, bytes];
        Elem[D[d2], e, 8*bytes] = MemU[address+bytes, bytes];
        Elem[D[d3], e, 8*bytes] = MemU[address+2*bytes, bytes];
        address = address + 3*bytes;
    if wback then
        if register_index then
            R[n] = R[n] + R[m];
        else
            R[n] = R[n] + 24;

```

## Operational information

If CPSR.DIT is 1, the timing of this instruction is insensitive to the value of the data being loaded or stored.

Internal version only: isa v01\_31, pseudocode v2024-03\_rel ; Build timestamp: 2024-03-25T10:05

Copyright © 2010-2024 Arm Limited or its affiliates. All rights reserved. This document is Non-Confidential.

## VLD3 (single 3-element structure to all lanes)

Load single 3-element structure and replicate to all lanes of three registers loads one 3-element structure from memory into all lanes of three registers. For details of the addressing mode, see [Advanced SIMD addressing mode](#).

Depending on settings in the [CPACR](#), [NSACR](#), and [HCPTR](#) registers, and the Security state and PE mode in which the instruction is executed, an attempt to execute the instruction might be UNDEFINED, or trapped to Hyp mode. For more information, see [Enabling Advanced SIMD and floating-point support](#).

It has encodings from the following instruction sets: A32 ( [A1](#) ) and T32 ( [T1](#) ).

### A1

31	30	29	28	27	26	25	24	23	22	21	20	19	18	17	16	15	14	13	12	11	10	9	8	7	6	5	4	3	2	1	0
1	1	1	1	0	1	0	0	1	D	1	0	Rn			Vd			1	1	1	0	size	T	0	Rm						
																												a			

### Offset (Rm == 1111)

```
VLD3{<c>}{<q>}.<size> <list>, [<Rn>]
```

### Post-indexed (Rm == 1101)

```
VLD3{<c>}{<q>}.<size> <list>, [<Rn>]!
```

### Post-indexed (Rm != 11x1)

```
VLD3{<c>}{<q>}.<size> <list>, [<Rn>], <Rm>
```

```
if size == '11' || a == '1' then UNDEFINED;
constant ebytes = 1 << UInt(size);
constant inc = if T == '0' then 1 else 2;
constant d = UInt(D:Vd); constant d2 = d + inc; constant d3 = d2 + inc; constant n = UInt(Rn);
constant m = UInt(Rm);
constant wback = (m != 15); constant register_index = (m != 15 && m != 13);
if n == 15 || d3 > 31 then UNPREDICTABLE;
```

## CONSTRAINED UNPREDICTABLE behavior

If `d3 > 31`, then one of the following behaviors must occur:

- The instruction is UNDEFINED.
- The instruction executes as NOP.
- One or more of the SIMD and floating-point registers are UNKNOWN. If the instruction specifies writeback, the base register becomes UNKNOWN. This behavior does not affect any general-purpose registers.

### T1

15	14	13	12	11	10	9	8	7	6	5	4	3	2	1	0	15	14	13	12	11	10	9	8	7	6	5	4	3	2	1	0
1	1	1	1	1	0	0	1	1	D	1	0	Rn			Vd			1	1	1	0	size	T	0	Rm						
																														a	



Offset (Rm == 1111)

```
VLD3{<c>}{<q>}.<size> <list>, [<Rn>]
```

Post-indexed (Rm == 1101)

```
VLD3{<c>}{<q>}.<size> <list>, [<Rn>]!
```

Post-indexed (Rm != 11x1)

```
VLD3{<c>}{<q>}.<size> <list>, [<Rn>], <Rm>

if size == '11' || a == '1' then UNDEFINED;
constant ebytes = 1 << UInt(size);
constant inc = if T == '0' then 1 else 2;
constant d = UInt(D:Vd); constant d2 = d + inc; constant d3 = d2 + inc; constant n = UInt(Rn);
constant m = UInt(Rm);
constant wback = (m != 15); constant register_index = (m != 15 && m != 13);
if n == 15 || d3 > 31 then UNPREDICTABLE;
```

CONSTRAINED UNPREDICTABLE behavior

If `d3 > 31`, then one of the following behaviors must occur:

- The instruction is UNDEFINED.
- The instruction executes as NOP.
- One or more of the SIMD and floating-point registers are UNKNOWN. If the instruction specifies writeback, the base register becomes UNKNOWN. This behavior does not affect any general-purpose registers.

For more information about the CONSTRAINED UNPREDICTABLE behavior of this instruction, see *Architectural Constraints on UNPREDICTABLE behaviors*, and particularly *VLD3 (single 3-element structure to all lanes)*.

Assembler Symbols

<c> For encoding A1: see *Standard assembler syntax fields*. This encoding must be unconditional.  
For encoding T1: see *Standard assembler syntax fields*.

<q> See *Standard assembler syntax fields*.

<size> Is the data size, encoded in “size”:

size	<size>
00	8
01	16
10	32
11	RESERVED

<list> Is a list containing the 64-bit names of three SIMD&FP registers.  
The list must be one of:  
{ <Dd>[], <Dd+1>[], <Dd+2>[] }  
Single-spaced registers, encoded in the "T" field as 0.  
  
{ <Dd>[], <Dd+2>[], <Dd+4>[] }  
Double-spaced registers, encoded in the "T" field as 1.

The register <Dd> is encoded in the "D:Vd" field.

<Rn> Is the general-purpose base register, encoded in the "Rn" field.

<Rm> Is the general-purpose index register containing an offset applied after the access, encoded in the "Rm" field.

For more information about the variants of this instruction, see *Advanced SIMD addressing mode*.

Alignment

Standard alignment rules apply, see *Alignment support*.

## Operation

```
if ConditionPassed() then
    EncodingSpecificOperations(); CheckAdvSIMDEnabled();
    constant address = R[n];
    constant integer esize = ebytes * 8;
    constant bits(esize) element1 = MemU[address, ebytes];
    constant bits(esize) element2 = MemU[address+ebytes,ebytes];
    constant bits(esize) element3 = MemU[address+2*ebytes,ebytes];

    D[d] = Replicate(element1, 64 DIV esize);
    D[d2] = Replicate(element2, 64 DIV esize);
    D[d3] = Replicate(element3, 64 DIV esize);
    if wback then
        if register_index then
            R[n] = R[n] + R[m];
        else
            R[n] = R[n] + 3*ebytes;
```

## Operational information

If CPSR.DIT is 1, the timing of this instruction is insensitive to the value of the data being loaded or stored.

Internal version only: isa v01\_31, pseudocode v2024-03\_rel ; Build timestamp: 2024-03-25T10:05

Copyright © 2010-2024 Arm Limited or its affiliates. All rights reserved. This document is Non-Confidential.

## VLD3 (single 3-element structure to one lane)

Load single 3-element structure to one lane of three registers loads one 3-element structure from memory into corresponding elements of three registers. Elements of the registers that are not loaded are unchanged. For details of the addressing mode, see [Advanced SIMD addressing mode](#). Depending on settings in the [CPACR](#), [NSACR](#), and [HCPTR](#) registers, and the Security state and PE mode in which the instruction is executed, an attempt to execute the instruction might be UNDEFINED, or trapped to Hyp mode. For more information, see [Enabling Advanced SIMD and floating-point support](#).

It has encodings from the following instruction sets: A32 ( [A1](#), [A2](#) and [A3](#) ) and T32 ( [T1](#), [T2](#) and [T3](#) ).

### A1

31	30	29	28	27	26	25	24	23	22	21	20	19	18	17	16	15	14	13	12	11	10	9	8	7	6	5	4	3	2	1	0
1	1	1	1	0	1	0	0	1	D	1	0	Rn			Vd			0 0			1 0		index_align			Rm					
size																															

#### Offset (Rm == 1111)

```
VLD3{<c>}{<q>}.<size> <list>, [<Rn>]
```

#### Post-indexed (Rm == 1101)

```
VLD3{<c>}{<q>}.<size> <list>, [<Rn>]!
```

#### Post-indexed (Rm != 11x1)

```
VLD3{<c>}{<q>}.<size> <list>, [<Rn>], <Rm>
```

```
if size == '11' then SEE "VLD3 (single 3-element structure to all lanes)";
if index_align<0> != '0' then UNDEFINED;
constant ebytes = 1; constant index = UInt(index_align<3:1>); constant inc = 1;
constant d = UInt(D:Vd); constant d2 = d + inc; constant d3 = d2 + inc; constant n = UInt(Rn);
constant m = UInt(Rm);
constant wback = (m != 15); constant register_index = (m != 15 && m != 13);
if n == 15 || d3 > 31 then UNPREDICTABLE;
```

## CONSTRAINED UNPREDICTABLE behavior

If `d3 > 31`, then one of the following behaviors must occur:

- The instruction is UNDEFINED.
- The instruction executes as NOP.
- One or more of the SIMD and floating-point registers are UNKNOWN. If the instruction specifies writeback, the base register becomes UNKNOWN. This behavior does not affect any general-purpose registers.

### A2

31	30	29	28	27	26	25	24	23	22	21	20	19	18	17	16	15	14	13	12	11	10	9	8	7	6	5	4	3	2	1	0
1	1	1	1	0	1	0	0	1	D	1	0	Rn			Vd			0 1			1 0		index_align				Rm				
size																															

Offset (Rm == 1111)

```
VLD3{<c>}{<q>}.<size> <list>, [<Rn>]
```

Post-indexed (Rm == 1101)

```
VLD3{<c>}{<q>}.<size> <list>, [<Rn>]!
```

Post-indexed (Rm != 11x1)

```
VLD3{<c>}{<q>}.<size> <list>, [<Rn>], <Rm>

if size == '11' then SEE "VLD3 (single 3-element structure to all lanes)";
if index_align<0> != '0' then UNDEFINED;
constant ebytes = 2; constant index = UInt(index_align<3:2>);
constant inc = if index_align<1> == '0' then 1 else 2;
constant d = UInt(D:Vd); constant d2 = d + inc; constant d3 = d2 + inc; constant n = UInt(Rn);
constant m = UInt(Rm);
constant wback = (m != 15); constant register_index = (m != 15 && m != 13);
if n == 15 || d3 > 31 then UNPREDICTABLE;
```

CONSTRAINED UNPREDICTABLE behavior

- If `d3 > 31`, then one of the following behaviors must occur:
- The instruction is UNDEFINED.
  - The instruction executes as NOP.
  - One or more of the SIMD and floating-point registers are UNKNOWN. If the instruction specifies writeback, the base register becomes UNKNOWN. This behavior does not affect any general-purpose registers.

A3

31	30	29	28	27	26	25	24	23	22	21	20	19	18	17	16	15	14	13	12	11	10	9	8	7	6	5	4	3	2	1	0
1	1	1	1	0	1	0	0	1	D	1	0	Rn			Vd			1 0		1	0	index_align			Rm						
size																															

Offset (Rm == 1111)

```
VLD3{<c>}{<q>}.<size> <list>, [<Rn>]
```

Post-indexed (Rm == 1101)

```
VLD3{<c>}{<q>}.<size> <list>, [<Rn>]!
```

Post-indexed (Rm != 11x1)

```
VLD3{<c>}{<q>}.<size> <list>, [<Rn>], <Rm>

if size == '11' then SEE "VLD3 (single 3-element structure to all lanes)";
if index_align<1:0> != '00' then UNDEFINED;
constant ebytes = 4; constant index = UInt(index_align<3>);
constant inc = if index_align<2> == '0' then 1 else 2;
constant d = UInt(D:Vd); constant d2 = d + inc; constant d3 = d2 + inc; constant n = UInt(Rn);
constant m = UInt(Rm);
constant wback = (m != 15); constant register_index = (m != 15 && m != 13);
if n == 15 || d3 > 31 then UNPREDICTABLE;
```

CONSTRAINED UNPREDICTABLE behavior

- If `d3 > 31`, then one of the following behaviors must occur:
- The instruction is UNDEFINED.

- The instruction executes as NOP.
- One or more of the SIMD and floating-point registers are UNKNOWN. If the instruction specifies writeback, the base register becomes UNKNOWN. This behavior does not affect any general-purpose registers.

## T1

15	14	13	12	11	10	9	8	7	6	5	4	3	2	1	0	15	14	13	12	11	10	9	8	7	6	5	4	3	2	1	0
1	1	1	1	1	0	0	1	1	D	1	0	Rn				Vd				0	0	1	0	index_align				Rm			
size																															

### Offset (Rm == 1111)

```
VLD3{<c>}{<q>}.<size> <list>, [<Rn>]
```

### Post-indexed (Rm == 1101)

```
VLD3{<c>}{<q>}.<size> <list>, [<Rn>]!
```

### Post-indexed (Rm != 11x1)

```
VLD3{<c>}{<q>}.<size> <list>, [<Rn>], <Rm>
```

```
if size == '11' then SEE "VLD3 (single 3-element structure to all lanes)";
if index_align<0> != '0' then UNDEFINED;
constant ebytes = 1; constant index = UInt(index_align<3:1>); constant inc = 1;
constant d = UInt(D:Vd); constant d2 = d + inc; constant d3 = d2 + inc; constant n = UInt(Rn);
constant m = UInt(Rm);
constant wback = (m != 15); constant register_index = (m != 15 && m != 13);
if n == 15 || d3 > 31 then UNPREDICTABLE;
```

## CONSTRAINED UNPREDICTABLE behavior

If `d3 > 31`, then one of the following behaviors must occur:

- The instruction is UNDEFINED.
- The instruction executes as NOP.
- One or more of the SIMD and floating-point registers are UNKNOWN. If the instruction specifies writeback, the base register becomes UNKNOWN. This behavior does not affect any general-purpose registers.

## T2

15	14	13	12	11	10	9	8	7	6	5	4	3	2	1	0	15	14	13	12	11	10	9	8	7	6	5	4	3	2	1	0
1	1	1	1	1	0	0	1	1	D	1	0	Rn				Vd				0	1	1	0	index_align				Rm			
																size															

Offset (Rm == 1111)

```
VLD3{<c>}{<q>}.<size> <list>, [<Rn>]
```

Post-indexed (Rm == 1101)

```
VLD3{<c>}{<q>}.<size> <list>, [<Rn>]!
```

Post-indexed (Rm != 11x1)

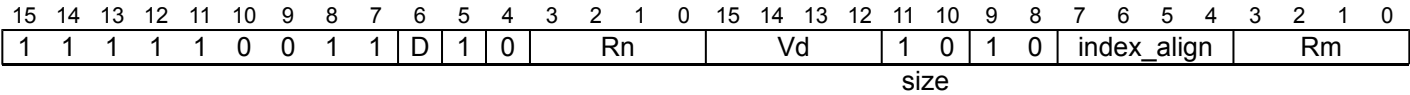
```
VLD3{<c>}{<q>}.<size> <list>, [<Rn>], <Rm>

if size == '11' then SEE "VLD3 (single 3-element structure to all lanes)";
if index_align<0> != '0' then UNDEFINED;
constant ebytes = 2; constant index = UInt(index_align<3:2>);
constant inc = if index_align<1> == '0' then 1 else 2;
constant d = UInt(D:Vd); constant d2 = d + inc; constant d3 = d2 + inc; constant n = UInt(Rn);
constant m = UInt(Rm);
constant wback = (m != 15); constant register_index = (m != 15 && m != 13);
if n == 15 || d3 > 31 then UNPREDICTABLE;
```

CONSTRAINED UNPREDICTABLE behavior

- If `d3 > 31`, then one of the following behaviors must occur:
- The instruction is UNDEFINED.
  - The instruction executes as NOP.
  - One or more of the SIMD and floating-point registers are UNKNOWN. If the instruction specifies writeback, the base register becomes UNKNOWN. This behavior does not affect any general-purpose registers.

T3



Offset (Rm == 1111)

```
VLD3{<c>}{<q>}.<size> <list>, [<Rn>]
```

Post-indexed (Rm == 1101)

```
VLD3{<c>}{<q>}.<size> <list>, [<Rn>]!
```

Post-indexed (Rm != 11x1)

```
VLD3{<c>}{<q>}.<size> <list>, [<Rn>], <Rm>

if size == '11' then SEE "VLD3 (single 3-element structure to all lanes)";
if index_align<1:0> != '00' then UNDEFINED;
constant ebytes = 4; constant index = UInt(index_align<3>);
constant inc = if index_align<2> == '0' then 1 else 2;
constant d = UInt(D:Vd); constant d2 = d + inc; constant d3 = d2 + inc; constant n = UInt(Rn);
constant m = UInt(Rm);
constant wback = (m != 15); constant register_index = (m != 15 && m != 13);
if n == 15 || d3 > 31 then UNPREDICTABLE;
```

CONSTRAINED UNPREDICTABLE behavior

- If `d3 > 31`, then one of the following behaviors must occur:
- The instruction is UNDEFINED.

- The instruction executes as NOP.
- One or more of the SIMD and floating-point registers are UNKNOWN. If the instruction specifies writeback, the base register becomes UNKNOWN. This behavior does not affect any general-purpose registers.

For more information about the CONSTRAINED UNPREDICTABLE behavior of this instruction, see [Architectural Constraints on UNPREDICTABLE behaviors](#), and particularly [VLD3 \(single 3-element structure to one lane\)](#).

## Assembler Symbols

<c> For encoding A1, A2 and A3: see [Standard assembler syntax fields](#). This encoding must be unconditional.

For encoding T1, T2 and T3: see [Standard assembler syntax fields](#).

<q> See [Standard assembler syntax fields](#).

<size> Is the data size, encoded in "size":

size	<size>
00	8
01	16
10	32

<list> Is a list containing the 64-bit names of the three SIMD&FP registers holding the element.  
The list must be one of:

{ <Dd>[<index>], <Dd+1>[<index>], <Dd+2>[<index>] }

Single-spaced registers, encoded as "spacing" = 0.

{ <Dd>[<index>], <Dd+2>[<index>], <Dd+4>[<index>] }

Double-spaced registers, encoded as "spacing" = 1. Not permitted when <size> == 8.

The encoding of "spacing" depends on <size>:

<size> == 8

"spacing" is encoded in the "index\_align<0>" field.

<size> == 16

"spacing" is encoded in the "index\_align<1>" field, and "index\_align<0>" is set to 0.

<size> == 32

"spacing" is encoded in the "index\_align<2>" field, and "index\_align<1:0>" is set to 0b00.

The register <Dd> is encoded in the "D:Vd" field.

The permitted values and encoding of <index> depend on <size>:

<size> == 8

<index> is in the range 0 to 7, encoded in the "index\_align<3:1>" field.

<size> == 16

<index> is in the range 0 to 3, encoded in the "index\_align<3:2>" field.

<size> == 32

<index> is 0 or 1, encoded in the "index\_align<3>" field.

<Rn> Is the general-purpose base register, encoded in the "Rn" field.

<Rm> Is the general-purpose index register containing an offset applied after the access, encoded in the "Rm" field.

For more information about the variants of this instruction, see [Advanced SIMD addressing mode](#).

### Alignment

Standard alignment rules apply, see [Alignment support](#).

## Operation

```
if ConditionPassed() then
    EncodingSpecificOperations(); CheckAdvSIMDEnabled();
    constant address = R[n];
    Elem[D[d], index, 8*ebytes] = MemU[address, ebytes];
    Elem[D[d2], index, 8*ebytes] = MemU[address+ebytes, ebytes];
    Elem[D[d3], index, 8*ebytes] = MemU[address+2*ebytes, ebytes];
    if wback then
        if register_index then
            R[n] = R[n] + R[m];
        else
            R[n] = R[n] + 3*ebytes;
```

## Operational information

If CPSR.DIT is 1, the timing of this instruction is insensitive to the value of the data being loaded or stored.

Internal version only: isa v01\_31, pseudocode v2024-03\_rel ; Build timestamp: 2024-03-25T10:05

Copyright © 2010-2024 Arm Limited or its affiliates. All rights reserved. This document is Non-Confidential.



## VLD4 (multiple 4-element structures)

Load multiple 4-element structures to four registers loads multiple 4-element structures from memory into four registers, with de-interleaving. For more information, see [Element and structure load/store instructions](#). Every element of each register is loaded. For details of the addressing mode, see [Advanced SIMD addressing mode](#).

Depending on settings in the [CPACR](#), [NSACR](#), and [HCPTR](#) registers, and the Security state and PE mode in which the instruction is executed, an attempt to execute the instruction might be UNDEFINED, or trapped to Hyp mode. For more information, see [Enabling Advanced SIMD and floating-point support](#).

It has encodings from the following instruction sets: A32 ( [A1](#) ) and T32 ( [T1](#) ).

### A1

31	30	29	28	27	26	25	24	23	22	21	20	19	18	17	16	15	14	13	12	11	10	9	8	7	6	5	4	3	2	1	0
1	1	1	1	0	1	0	0	0	D	1	0	Rn			Vd			0	0	0	x	size		align		Rm					
itype																															

#### Offset (Rm == 1111)

```
VLD4{<c>}{<q>}.<size> <list>, [<Rn>{:<align>}]
```

#### Post-indexed (Rm == 1101)

```
VLD4{<c>}{<q>}.<size> <list>, [<Rn>{:<align>}]!
```

#### Post-indexed (Rm != 11x1)

```
VLD4{<c>}{<q>}.<size> <list>, [<Rn>{:<align>}], <Rm>
```

```
integer inc;
case itype of
  when '0000'
    inc = 1;
  when '0001'
    inc = 2;
  otherwise
    SEE "Related encodings";
if size == '11' then UNDEFINED;
constant alignment = if align == '00' then 1 else 4 << UInt(align);
constant ebytes = 1 << UInt(size); constant elements = 8 DIV ebytes;
constant d = UInt(D:Vd); constant d2 = d + inc; constant d3 = d2 + inc; constant d4 = d3 + inc;
constant n = UInt(Rn); constant m = UInt(Rm);
constant wback = (m != 15); constant register_index = (m != 15 && m != 13);
if n == 15 || d4 > 31 then UNPREDICTABLE;
```

## CONSTRAINED UNPREDICTABLE behavior

If `d4 > 31`, then one of the following behaviors must occur:

- The instruction is UNDEFINED.
- The instruction executes as NOP.
- One or more of the SIMD and floating-point registers are UNKNOWN. If the instruction specifies writeback, the base register becomes UNKNOWN. This behavior does not affect any general-purpose registers.

### T1

15	14	13	12	11	10	9	8	7	6	5	4	3	2	1	0	15	14	13	12	11	10	9	8	7	6	5	4	3	2	1	0
1	1	1	1	1	0	0	1	0	D	1	0	Rn			Vd			0	0	0	x	size		align		Rm					
itype																															

Offset (Rm == 1111)

```
VLD4{<c>}{<q>}.<size> <list>, [<Rn>{:<align>}]
```

Post-indexed (Rm == 1101)

```
VLD4{<c>}{<q>}.<size> <list>, [<Rn>{:<align>}]!
```

Post-indexed (Rm != 11x1)

```
VLD4{<c>}{<q>}.<size> <list>, [<Rn>{:<align>}], <Rm>
```

```
integer inc;
case itype of
  when '0000'
    inc = 1;
  when '0001'
    inc = 2;
  otherwise
    SEE "Related encodings";
if size == '11' then UNDEFINED;
constant alignment = if align == '00' then 1 else 4 << UInt(align);
constant ebytes = 1 << UInt(size);  constant elements = 8 DIV ebytes;
constant d = UInt(D:Vd);  constant d2 = d + inc;  constant d3 = d2 + inc;  constant d4 = d3 + inc;
constant n = UInt(Rn);  constant m = UInt(Rm);
constant wback = (m != 15);  constant register_index = (m != 15 && m != 13);
if n == 15 || d4 > 31 then UNPREDICTABLE;
```

CONSTRAINED UNPREDICTABLE behavior

If `d4 > 31`, then one of the following behaviors must occur:

- The instruction is UNDEFINED.
- The instruction executes as NOP.
- One or more of the SIMD and floating-point registers are UNKNOWN. If the instruction specifies writeback, the base register becomes UNKNOWN. This behavior does not affect any general-purpose registers.

For more information about the CONSTRAINED UNPREDICTABLE behavior of this instruction, see [Architectural Constraints on UNPREDICTABLE behaviors](#), and particularly [VLD4 \(multiple 4-element structures\)](#).

Related encodings: See [Advanced SIMD element or structure load/store](#) for the T32 instruction set, or [Advanced SIMD element or structure load/store](#) for the A32 instruction set.

Assembler Symbols

<c> For encoding A1: see [Standard assembler syntax fields](#). This encoding must be unconditional.  
For encoding T1: see [Standard assembler syntax fields](#).

<q> See [Standard assembler syntax fields](#).

<size> Is the data size, encoded in “size”:

size	<size>
00	8
01	16
10	32
11	RESERVED

<list> Is a list containing the 64-bit names of the SIMD&FP registers.  
The list must be one of:  
`{ <Dd>, <Dd+1>, <Dd+2>, <Dd+3> }`  
Single-spaced registers, encoded in the "itype" field as 0b0000.  
  
`{ <Dd>, <Dd+2>, <Dd+4>, <Dd+6> }`  
Double-spaced registers, encoded in the "itype" field as 0b0001.  
  
The register <Dd> is encoded in the "D:Vd" field.

<Rn> Is the general-purpose base register, encoded in the "Rn" field.

<align> Is the optional alignment.  
Whenever <align> is omitted, the standard alignment is used, see [Unaligned data access](#), and is encoded in the "align" field as 0b00.  
Whenever <align> is present, the permitted values are:

**64**  
64-bit alignment, encoded in the "align" field as 0b01.

**128**  
128-bit alignment, encoded in the "align" field as 0b10.

**256**  
256-bit alignment, encoded in the "align" field as 0b11.

: is the preferred separator before the <align> value, but the alignment can be specified as @<align>, see [Advanced SIMD addressing mode](#).

<Rm> Is the general-purpose index register containing an offset applied after the access, encoded in the "Rm" field.

For more information about the variants of this instruction, see [Advanced SIMD addressing mode](#).

## Operation

```
if ConditionPassed() then
    EncodingSpecificOperations();
    CheckAdvSIMDEnabled();

    address = R[n];

    constant boolean nontemporal = FALSE;
    constant boolean tagchecked = FALSE;
    constant AccessDescriptor accdesc = CreateAccDescASIMD(MemOp_LOAD, nontemporal, tagchecked);
    if !IsAligned(address, alignment) then
        AArch32.Abort(address, AlignmentFault(accdesc));

    for e = 0 to elements-1
        Elem[D[d], e, 8*bytes] = MemU[address, bytes];
        Elem[D[d2], e, 8*bytes] = MemU[address+bytes, bytes];
        Elem[D[d3], e, 8*bytes] = MemU[address+2*bytes, bytes];
        Elem[D[d4], e, 8*bytes] = MemU[address+3*bytes, bytes];
        address = address + 4*bytes;
    if wback then
        if register_index then
            R[n] = R[n] + R[m];
        else
            R[n] = R[n] + 32;
```

## Operational information

If CPSR.DIT is 1, the timing of this instruction is insensitive to the value of the data being loaded or stored.

Internal version only: isa v01\_31, pseudocode v2024-03\_rel ; Build timestamp: 2024-03-25T10:05

Copyright © 2010-2024 Arm Limited or its affiliates. All rights reserved. This document is Non-Confidential.

## VLD4 (single 4-element structure to all lanes)

Load single 4-element structure and replicate to all lanes of four registers loads one 4-element structure from memory into all lanes of four registers. For details of the addressing mode, see [Advanced SIMD addressing mode](#).

Depending on settings in the [CPACR](#), [NSACR](#), and [HCPTR](#) registers, and the Security state and PE mode in which the instruction is executed, an attempt to execute the instruction might be UNDEFINED, or trapped to Hyp mode. For more information, see [Enabling Advanced SIMD and floating-point support](#).

It has encodings from the following instruction sets: A32 ([A1](#)) and T32 ([T1](#)).

### A1

31	30	29	28	27	26	25	24	23	22	21	20	19	18	17	16	15	14	13	12	11	10	9	8	7	6	5	4	3	2	1	0
1	1	1	1	0	1	0	0	1	D	1	0	Rn			Vd			1	1	1	1	size	T	a	Rm						

#### Offset (Rm == 1111)

```
VLD4{<c>}{<q>}.<size> <list>, [<Rn>{:<align>}]
```

#### Post-indexed (Rm == 1101)

```
VLD4{<c>}{<q>}.<size> <list>, [<Rn>{:<align>}]!
```

#### Post-indexed (Rm != 11x1)

```
VLD4{<c>}{<q>}.<size> <list>, [<Rn>{:<align>}], <Rm>
```

```
if size == '11' && a == '0' then UNDEFINED;
integer ebytes;
integer alignment;
if size == '11' then
    ebytes = 4; alignment = 16;
else
    ebytes = 1 << UInt(size);
    if size == '10' then
        alignment = if a == '0' then 1 else 8;
    else
        alignment = if a == '0' then 1 else 4*ebytes;
constant inc = if T == '0' then 1 else 2;
constant d = UInt(D:Vd); constant d2 = d + inc; constant d3 = d2 + inc; constant d4 = d3 + inc;
constant n = UInt(Rn); constant m = UInt(Rm);
constant wback = (m != 15); constant register_index = (m != 15 && m != 13);
if n == 15 || d4 > 31 then UNPREDICTABLE;
```

## CONSTRAINED UNPREDICTABLE behavior

If `d4 > 31`, then one of the following behaviors must occur:

- The instruction is UNDEFINED.
- The instruction executes as NOP.
- One or more of the SIMD and floating-point registers are UNKNOWN. If the instruction specifies writeback, the base register becomes UNKNOWN. This behavior does not affect any general-purpose registers.

### T1

15	14	13	12	11	10	9	8	7	6	5	4	3	2	1	0	15	14	13	12	11	10	9	8	7	6	5	4	3	2	1	0
1	1	1	1	1	0	0	1	1	D	1	0	Rn			Vd			1	1	1	1	size	T	a	Rm						

Offset (Rm == 1111)

```
VLD4{<c>}{<q>}.<size> <list>, [<Rn>{:<align>}]
```

Post-indexed (Rm == 1101)

```
VLD4{<c>}{<q>}.<size> <list>, [<Rn>{:<align>}]!
```

Post-indexed (Rm != 11x1)

```
VLD4{<c>}{<q>}.<size> <list>, [<Rn>{:<align>}], <Rm>
```

```
if size == '11' && a == '0' then UNDEFINED;
integer ebytes;
integer alignment;
if size == '11' then
    ebytes = 4; alignment = 16;
else
    ebytes = 1 << UInt(size);
    if size == '10' then
        alignment = if a == '0' then 1 else 8;
    else
        alignment = if a == '0' then 1 else 4*ebytes;
constant inc = if T == '0' then 1 else 2;
constant d = UInt(D:Vd); constant d2 = d + inc; constant d3 = d2 + inc; constant d4 = d3 + inc;
constant n = UInt(Rn); constant m = UInt(Rm);
constant wback = (m != 15); constant register_index = (m != 15 && m != 13);
if n == 15 || d4 > 31 then UNPREDICTABLE;
```

CONSTRAINED UNPREDICTABLE behavior

If `d4 > 31`, then one of the following behaviors must occur:

- The instruction is UNDEFINED.
  - The instruction executes as NOP.
  - One or more of the SIMD and floating-point registers are UNKNOWN. If the instruction specifies writeback, the base register becomes UNKNOWN. This behavior does not affect any general-purpose registers.
- For more information about the CONSTRAINED UNPREDICTABLE behavior of this instruction, see *Architectural Constraints on UNPREDICTABLE behaviors*, and particularly *VLD4 (single 4-element structure to all lanes)*.

Assembler Symbols

<c> For encoding A1: see *Standard assembler syntax fields*. This encoding must be unconditional.  
For encoding T1: see *Standard assembler syntax fields*.

<q> See *Standard assembler syntax fields*.

<size> Is the data size, encoded in “size”:

size	<size>
00	8
01	16
1x	32

<list> Is a list containing the 64-bit names of four SIMD&FP registers.  
The list must be one of:  
{ <Dd>[], <Dd+1>[], <Dd+2>[], <Dd+3>[] }  
Single-spaced registers, encoded in the "T" field as 0.  
  
{ <Dd>[], <Dd+2>[], <Dd+4>[], <Dd+6>[] }  
Double-spaced registers, encoded in the "T" field as 1.

The register <Dd> is encoded in the "D:Vd" field.

<Rn> Is the general-purpose base register, encoded in the "Rn" field.

<align> Is the optional alignment.  
 Whenever <align> is omitted, the standard alignment is used, see [Unaligned data access](#), and is encoded in the "a" field as 0.  
 Whenever <align> is present, the permitted values and encoding depend on <size>:

<size> == 8  
 <align> is 32, meaning 32-bit alignment, encoded in the "a" field as 1.

<size> == 16  
 <align> is 64, meaning 64-bit alignment, encoded in the "a" field as 1.

<size> == 32  
 <align> can be 64 or 128. 64-bit alignment is encoded in the "a:size<0>" field as 0b10, and 128-bit alignment is encoded in the "a:size<0>" field as 0b11.

: is the preferred separator before the <align> value, but the alignment can be specified as @<align>, see [Advanced SIMD addressing mode](#).

<Rm> Is the general-purpose index register containing an offset applied after the access, encoded in the "Rm" field.  
 For more information about the variants of this instruction, see [Advanced SIMD addressing mode](#).

## Operation

```
if ConditionPassed() then
  EncodingSpecificOperations();
  CheckAdvSIMDEnabled();

  constant address = R[n];

  constant boolean nontemporal = FALSE;
  constant boolean tagchecked = FALSE;
  constant AccessDescriptor accdesc = CreateAccDescASIMD(MemOp\_LOAD, nontemporal, tagchecked);
  if !IsAligned(address, alignment) then
    AArch32.Abort(address, AlignmentFault(accdesc));

  constant integer esize = ebytes * 8;
  constant bits(esize) element1 = MemU[address, ebytes];
  constant bits(esize) element2 = MemU[address+ebytes, ebytes];
  constant bits(esize) element3 = MemU[address+2*ebytes, ebytes];
  constant bits(esize) element4 = MemU[address+3*ebytes, ebytes];
  D[d] = Replicate(element1, 64 DIV esize);
  D[d2] = Replicate(element2, 64 DIV esize);
  D[d3] = Replicate(element3, 64 DIV esize);
  D[d4] = Replicate(element4, 64 DIV esize);
  if wback then
    if register_index then
      R[n] = R[n] + R[m];
    else
      R[n] = R[n] + 4*ebytes;
```

## Operational information

If CPSR.DIT is 1, the timing of this instruction is insensitive to the value of the data being loaded or stored.

Internal version only: isa v01\_31, pseudocode v2024-03\_rel ; Build timestamp: 2024-03-25T10:05

Copyright © 2010-2024 Arm Limited or its affiliates. All rights reserved. This document is Non-Confidential.

## VLD4 (single 4-element structure to one lane)

Load single 4-element structure to one lane of four registers loads one 4-element structure from memory into corresponding elements of four registers. Elements of the registers that are not loaded are unchanged. For details of the addressing mode, see [Advanced SIMD addressing mode](#).

Depending on settings in the [CPACR](#), [NSACR](#), and [HCPTR](#) registers, and the Security state and PE mode in which the instruction is executed, an attempt to execute the instruction might be UNDEFINED, or trapped to Hyp mode. For more information, see [Enabling Advanced SIMD and floating-point support](#).

It has encodings from the following instruction sets: A32 ( [A1](#), [A2](#) and [A3](#) ) and T32 ( [T1](#), [T2](#) and [T3](#) ).

### A1

31	30	29	28	27	26	25	24	23	22	21	20	19	18	17	16	15	14	13	12	11	10	9	8	7	6	5	4	3	2	1	0
1	1	1	1	0	1	0	0	1	D	1	0	Rn			Vd			0 0		1 1		index_align			Rm						
size																															

### Offset (Rm == 1111)

```
VLD4{<c>}{<q>}.<size> <list>, [<Rn>{:<align>}]
```

### Post-indexed (Rm == 1101)

```
VLD4{<c>}{<q>}.<size> <list>, [<Rn>{:<align>}]!
```

### Post-indexed (Rm != 11x1)

```
VLD4{<c>}{<q>}.<size> <list>, [<Rn>{:<align>}], <Rm>
```

```
if size == '11' then SEE "VLD4 (single 4-element structure to all lanes)";
constant ebytes = 1; constant index = UInt(index_align<3:1>); constant inc = 1;
constant alignment = if index_align<0> == '0' then 1 else 4;
constant d = UInt(D:Vd); constant d2 = d + inc; constant d3 = d2 + inc; constant d4 = d3 + inc;
constant n = UInt(Rn); constant m = UInt(Rm);
constant wback = (m != 15); constant register_index = (m != 15 && m != 13);
if n == 15 || d4 > 31 then UNPREDICTABLE;
```

## CONSTRAINED UNPREDICTABLE behavior

If `d4 > 31`, then one of the following behaviors must occur:

- The instruction is UNDEFINED.
- The instruction executes as NOP.
- One or more of the SIMD and floating-point registers are UNKNOWN. If the instruction specifies writeback, the base register becomes UNKNOWN. This behavior does not affect any general-purpose registers.

### A2

31	30	29	28	27	26	25	24	23	22	21	20	19	18	17	16	15	14	13	12	11	10	9	8	7	6	5	4	3	2	1	0
1	1	1	1	0	1	0	0	1	D	1	0	Rn			Vd			0 1		1 1		index_align			Rm						
																size															

Offset (Rm == 1111)

```
VLD4{<c>}{<q>}.<size> <list>, [<Rn>{:<align>}]
```

Post-indexed (Rm == 1101)

```
VLD4{<c>}{<q>}.<size> <list>, [<Rn>{:<align>}]!
```

Post-indexed (Rm != 11x1)

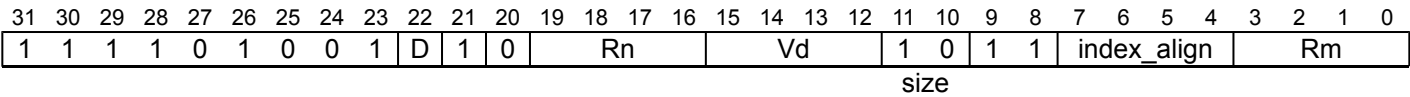
```
VLD4{<c>}{<q>}.<size> <list>, [<Rn>{:<align>}], <Rm>

if size == '11' then SEE "VLD4 (single 4-element structure to all lanes)";
constant ebytes = 2; constant index = UInt(index_align<3:2>);
constant inc = if index_align<1> == '0' then 1 else 2;
constant alignment = if index_align<0> == '0' then 1 else 8;
constant d = UInt(D:Vd); constant d2 = d + inc; constant d3 = d2 + inc; constant d4 = d3 + inc;
constant n = UInt(Rn); constant m = UInt(Rm);
constant wback = (m != 15); constant register_index = (m != 15 && m != 13);
if n == 15 || d4 > 31 then UNPREDICTABLE;
```

CONSTRAINED UNPREDICTABLE behavior

- If `d4 > 31`, then one of the following behaviors must occur:
- The instruction is UNDEFINED.
  - The instruction executes as NOP.
  - One or more of the SIMD and floating-point registers are UNKNOWN. If the instruction specifies writeback, the base register becomes UNKNOWN. This behavior does not affect any general-purpose registers.

A3



Offset (Rm == 1111)

```
VLD4{<c>}{<q>}.<size> <list>, [<Rn>{:<align>}]
```

Post-indexed (Rm == 1101)

```
VLD4{<c>}{<q>}.<size> <list>, [<Rn>{:<align>}]!
```

Post-indexed (Rm != 11x1)

```
VLD4{<c>}{<q>}.<size> <list>, [<Rn>{:<align>}], <Rm>

if size == '11' then SEE "VLD4 (single 4-element structure to all lanes)";
if index_align<1:0> == '11' then UNDEFINED;
constant ebytes = 4; constant index = UInt(index_align<3>);
constant inc = if index_align<2> == '0' then 1 else 2;
constant alignment = if index_align<1:0> == '00' then 1 else 4 << UInt(index_align<1:0>);
constant d = UInt(D:Vd); constant d2 = d + inc; constant d3 = d2 + inc; constant d4 = d3 + inc;
constant n = UInt(Rn); constant m = UInt(Rm);
constant wback = (m != 15); constant register_index = (m != 15 && m != 13);
if n == 15 || d4 > 31 then UNPREDICTABLE;
```

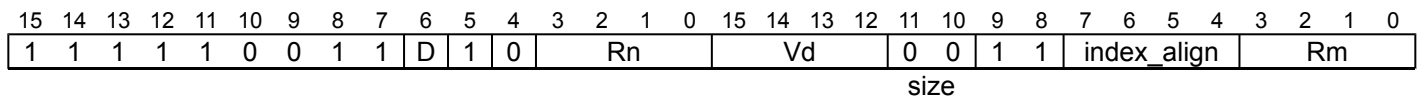
CONSTRAINED UNPREDICTABLE behavior

- If `d4 > 31`, then one of the following behaviors must occur:



- The instruction is UNDEFINED.
- The instruction executes as NOP.
- One or more of the SIMD and floating-point registers are UNKNOWN. If the instruction specifies writeback, the base register becomes UNKNOWN. This behavior does not affect any general-purpose registers.

## T1



### Offset (Rm == 1111)

```
VLD4{<c>}{<q>}.<size> <list>, [<Rn>{:<align>}]
```

### Post-indexed (Rm == 1101)

```
VLD4{<c>}{<q>}.<size> <list>, [<Rn>{:<align>}]!
```

### Post-indexed (Rm != 11x1)

```
VLD4{<c>}{<q>}.<size> <list>, [<Rn>{:<align>}], <Rm>
```

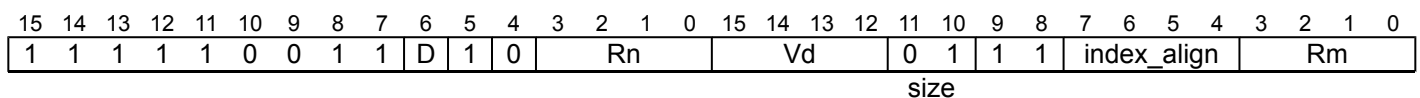
```
if size == '11' then SEE "VLD4 (single 4-element structure to all lanes)";
constant ebytes = 1; constant index = UInt(index_align<3:1>); constant inc = 1;
constant alignment = if index_align<0> == '0' then 1 else 4;
constant d = UInt(D:Vd); constant d2 = d + inc; constant d3 = d2 + inc; constant d4 = d3 + inc;
constant n = UInt(Rn); constant m = UInt(Rm);
constant wback = (m != 15); constant register_index = (m != 15 && m != 13);
if n == 15 || d4 > 31 then UNPREDICTABLE;
```

## CONSTRAINED UNPREDICTABLE behavior

If `d4 > 31`, then one of the following behaviors must occur:

- The instruction is UNDEFINED.
- The instruction executes as NOP.
- One or more of the SIMD and floating-point registers are UNKNOWN. If the instruction specifies writeback, the base register becomes UNKNOWN. This behavior does not affect any general-purpose registers.

## T2



Offset (Rm == 1111)

```
VLD4{<c>}{<q>}.<size> <list>, [<Rn>{:<align>}]
```

Post-indexed (Rm == 1101)

```
VLD4{<c>}{<q>}.<size> <list>, [<Rn>{:<align>}]!
```

Post-indexed (Rm != 11x1)

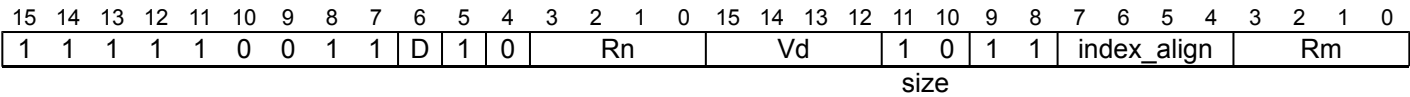
```
VLD4{<c>}{<q>}.<size> <list>, [<Rn>{:<align>}], <Rm>

if size == '11' then SEE "VLD4 (single 4-element structure to all lanes)";
constant ebytes = 2; constant index = UInt(index_align<3:2>);
constant inc = if index_align<1> == '0' then 1 else 2;
constant alignment = if index_align<0> == '0' then 1 else 8;
constant d = UInt(D:Vd); constant d2 = d + inc; constant d3 = d2 + inc; constant d4 = d3 + inc;
constant n = UInt(Rn); constant m = UInt(Rm);
constant wback = (m != 15); constant register_index = (m != 15 && m != 13);
if n == 15 || d4 > 31 then UNPREDICTABLE;
```

CONSTRAINED UNPREDICTABLE behavior

- If `d4 > 31`, then one of the following behaviors must occur:
- The instruction is UNDEFINED.
  - The instruction executes as NOP.
  - One or more of the SIMD and floating-point registers are UNKNOWN. If the instruction specifies writeback, the base register becomes UNKNOWN. This behavior does not affect any general-purpose registers.

T3



Offset (Rm == 1111)

```
VLD4{<c>}{<q>}.<size> <list>, [<Rn>{:<align>}]
```

Post-indexed (Rm == 1101)

```
VLD4{<c>}{<q>}.<size> <list>, [<Rn>{:<align>}]!
```

Post-indexed (Rm != 11x1)

```
VLD4{<c>}{<q>}.<size> <list>, [<Rn>{:<align>}], <Rm>

if size == '11' then SEE "VLD4 (single 4-element structure to all lanes)";
if index_align<1:0> == '11' then UNDEFINED;
constant ebytes = 4; constant index = UInt(index_align<3>);
constant inc = if index_align<2> == '0' then 1 else 2;
constant alignment = if index_align<1:0> == '00' then 1 else 4 << UInt(index_align<1:0>);
constant d = UInt(D:Vd); constant d2 = d + inc; constant d3 = d2 + inc; constant d4 = d3 + inc;
constant n = UInt(Rn); constant m = UInt(Rm);
constant wback = (m != 15); constant register_index = (m != 15 && m != 13);
if n == 15 || d4 > 31 then UNPREDICTABLE;
```

CONSTRAINED UNPREDICTABLE behavior

- If `d4 > 31`, then one of the following behaviors must occur:

- The instruction is UNDEFINED.
- The instruction executes as NOP.
- One or more of the SIMD and floating-point registers are UNKNOWN. If the instruction specifies writeback, the base register becomes UNKNOWN. This behavior does not affect any general-purpose registers.

For more information about the CONSTRAINED UNPREDICTABLE behavior of this instruction, see [Architectural Constraints on UNPREDICTABLE behaviors](#), and particularly [VLD4 \(single 4-element structure to one lane\)](#).

## Assembler Symbols

<c> For encoding A1, A2 and A3: see [Standard assembler syntax fields](#). This encoding must be unconditional.

For encoding T1, T2 and T3: see [Standard assembler syntax fields](#).

<q> See [Standard assembler syntax fields](#).

<size> Is the data size, encoded in "size":

size	<size>
00	8
01	16
10	32

<list> Is a list containing the 64-bit names of the four SIMD&FP registers holding the element.  
The list must be one of:

{ <Dd>[<index>], <Dd+1>[<index>], <Dd+2>[<index>], <Dd+3>[<index>] }

Single-spaced registers, encoded as "spacing" = 0.

{ <Dd>[<index>], <Dd+2>[<index>], <Dd+4>[<index>], <Dd+6>[<index>] }

Double-spaced registers, encoded as "spacing" = 1. Not permitted when <size> == 8.

The encoding of "spacing" depends on <size>:

<size> == 16

"spacing" is encoded in the "index\_align<1>" field.

<size> == 32

"spacing" is encoded in the "index\_align<2>" field.

The register <Dd> is encoded in the "D:Vd" field.

The permitted values and encoding of <index> depend on <size>:

<size> == 8

<index> is in the range 0 to 7, encoded in the "index\_align<3:1>" field.

<size> == 16

<index> is in the range 0 to 3, encoded in the "index\_align<3:2>" field.

<size> == 32

<index> is 0 or 1, encoded in the "index\_align<3>" field.

<Rn> Is the general-purpose base register, encoded in the "Rn" field.

<align> Is the optional alignment.

Whenever <align> is omitted, the standard alignment is used, see [Unaligned data access](#), and the encoding depends on <size>:

<size> == 8

Encoded in the "index\_align<0>" field as 0.

<size> == 16

Encoded in the "index\_align<0>" field as 0.

<size> == 32

Encoded in the "index\_align<1:0>" field as 0b00.

Whenever <align> is present, the permitted values and encoding depend on <size>:

<size> == 8

<align> is 32, meaning 32-bit alignment, encoded in the "index\_align<0>" field as 1.

<size> == 16

<align> is 64, meaning 64-bit alignment, encoded in the "index\_align<0>" field as 1.

<size> == 32

<align> can be 64 or 128. 64-bit alignment is encoded in the "index\_align<1:0>" field as 0b01, and 128-bit alignment is encoded in the "index\_align<1:0>" field as 0b10.

: is the preferred separator before the <align> value, but the alignment can be specified as @<align>, see [Advanced SIMD addressing mode](#).

<Rm> Is the general-purpose index register containing an offset applied after the access, encoded in the "Rm" field.

For more information about the variants of this instruction, see [Advanced SIMD addressing mode](#).

## Operation

```
if ConditionPassed() then
    EncodingSpecificOperations();
    CheckAdvSIMDEnabled();

    constant address = R[n];

    constant boolean nontemporal = FALSE;
    constant boolean tagchecked = FALSE;
    constant AccessDescriptor accdesc = CreateAccDescASIMD(MemOp\_LOAD, nontemporal, tagchecked);
    if !IsAligned(address, alignment) then
        AArch32.Abort(address, AlignmentFault(accdesc));

    Elem[D[d], index, 8*abytes] = MemU[address,abytes];
    Elem[D[d2],index,8*abytes] = MemU[address+abytes,abytes];
    Elem[D[d3],index,8*abytes] = MemU[address+2*abytes,abytes];
    Elem[D[d4],index,8*abytes] = MemU[address+3*abytes,abytes];
    if wback then
        if register_index then
            R[n] = R[n] + R[m];
        else
            R[n] = R[n] + 4*abytes;
```

## Operational information

If CPSR.DIT is 1, the timing of this instruction is insensitive to the value of the data being loaded or stored.

Internal version only: isa v01\_31, pseudocode v2024-03\_rel ; Build timestamp: 2024-03-25T10:05

Copyright © 2010-2024 Arm Limited or its affiliates. All rights reserved. This document is Non-Confidential.

## VLDM, VLDMDB, VLDMIA

Load Multiple SIMD&FP registers loads multiple registers from consecutive locations in the Advanced SIMD and floating-point register file using an address from a general-purpose register.

Depending on settings in the [CPACR](#), [NSACR](#), and [HCPTR](#) registers, and the Security state and PE mode in which the instruction is executed, an attempt to execute the instruction might be UNDEFINED, or trapped to Hyp mode. For more information, see [Enabling Advanced SIMD and floating-point support](#).

This instruction is used by the alias [VPOP](#).

It has encodings from the following instruction sets: A32 ( [A1](#) and [A2](#) ) and T32 ( [T1](#) and [T2](#) ).

### A1

31	30	29	28	27	26	25	24	23	22	21	20	19	18	17	16	15	14	13	12	11	10	9	8	7	6	5	4	3	2	1	0
!= 1111				1	1	0	P	U	D	W	1	Rn				Vd				1	0	1	1	imm8<7:1>						0	
cond																imm8<0>															

**Decrement Before (P == 1 && U == 0 && W == 1)**

```
VLDMDB{<c>}{<q>}{.<size>} <Rn>!, <dreglist>
```

**Increment After (P == 0 && U == 1)**

```
VLDM{<c>}{<q>}{.<size>} <Rn>{!}, <dreglist>
```

```
VLDMIA{<c>}{<q>}{.<size>} <Rn>{!}, <dreglist>
```

```
if P == '0' && U == '0' && W == '0' then SEE "Related encodings";
if P == '1' && W == '0' then SEE "VLDR";
if P == U && W == '1' then UNDEFINED;
// Remaining combinations are PUW = 010 (IA without !), 011 (IA with !), 101 (DB with !)
constant single_regs = FALSE; constant add = (U == '1'); constant wback = (W == '1');
constant d = UInt(D:Vd); constant n = UInt(Rn); constant imm32 = ZeroExtend(imm8:'00', 32);
constant regs = UInt(imm8) DIV 2; // If UInt(imm8) is odd, see "FLDM*X".
if n == 15 && (wback || CurrentInstrSet() != InstrSet_A32) then UNPREDICTABLE;
if regs == 0 || regs > 16 || (d+regs) > 32 then UNPREDICTABLE;
if imm8<0> == '1' && (d+regs) > 16 then UNPREDICTABLE;
```

### CONSTRAINED UNPREDICTABLE behavior

If `regs == 0`, then one of the following behaviors must occur:

- The instruction is UNDEFINED.
- The instruction executes as NOP.
- The instruction operates as a VLDM with the same addressing mode but loads no registers.

If `regs > 16 || (d+regs) > 32`, then one of the following behaviors must occur:

- The instruction is UNDEFINED.
- The instruction executes as NOP.
- One or more of the SIMD and floating-point registers are UNKNOWN. If the instruction specifies writeback, the base register becomes UNKNOWN. This behavior does not affect any general-purpose registers.

### A2

31	30	29	28	27	26	25	24	23	22	21	20	19	18	17	16	15	14	13	12	11	10	9	8	7	6	5	4	3	2	1	0
!= 1111				1	1	0	P	U	D	W	1	Rn				Vd				1	0	1	0	imm8							
cond																															

**Decrement Before (P == 1 && U == 0 && W == 1)**

```
VLDMDB{<c>}{<q>}{.<size>} <Rn>!, <sreglist>
```

**Increment After (P == 0 && U == 1)**

```
VLDM{<c>}{<q>}{.<size>} <Rn>{!}, <sreglist>
```

```
VLDMIA{<c>}{<q>}{.<size>} <Rn>{!}, <sreglist>
```

```
if P == '0' && U == '0' && W == '0' then SEE "Related encodings";
if P == '1' && W == '0' then SEE "VLDR";
if P == U && W == '1' then UNDEFINED;
// Remaining combinations are PUW = 010 (IA without !), 011 (IA with !), 101 (DB with !)
constant single_regs = TRUE; constant add = (U == '1'); constant wback = (W == '1');
constant d = UInt(Vd:D); constant n = UInt(Rn);
constant imm32 = ZeroExtend(imm8:'00', 32); constant regs = UInt(imm8);
if n == 15 && (wback || CurrentInstrSet() != InstrSet_A32) then UNPREDICTABLE;
if regs == 0 || (d+regs) > 32 then UNPREDICTABLE;
```

**CONSTRAINED UNPREDICTABLE behavior**

If `regs == 0`, then one of the following behaviors must occur:

- The instruction is UNDEFINED.
- The instruction executes as NOP.
- The instruction operates as a VLDM with the same addressing mode but loads no registers.

If `(d+regs) > 32`, then one of the following behaviors must occur:

- The instruction is UNDEFINED.
- The instruction executes as NOP.
- One or more of the SIMD and floating-point registers are UNKNOWN. If the instruction specifies writeback, the base register becomes UNKNOWN. This behavior does not affect any general-purpose registers.

**T1**

15	14	13	12	11	10	9	8	7	6	5	4	3	2	1	0	15	14	13	12	11	10	9	8	7	6	5	4	3	2	1	0
1	1	1	0	1	1	0	P	U	D	W	1	Rn				Vd				1	0	1	1	imm8<7:1>				0			
																														imm8<0>	

**Decrement Before (P == 1 && U == 0 && W == 1)**

```
VLDMDB{<c>}{<q>}{.<size>} <Rn>!, <dreglist>
```

**Increment After (P == 0 && U == 1)**

```
VLDM{<c>}{<q>}{.<size>} <Rn>{!}, <dreglist>
```

```
VLDMIA{<c>}{<q>}{.<size>} <Rn>{!}, <dreglist>
```

```
if P == '0' && U == '0' && W == '0' then SEE "Related encodings";
if P == '1' && W == '0' then SEE "VLDR";
if P == U && W == '1' then UNDEFINED;
// Remaining combinations are PUW = 010 (IA without !), 011 (IA with !), 101 (DB with !)
constant single_regs = FALSE; constant add = (U == '1'); constant wback = (W == '1');
constant d = UInt(D:Vd); constant n = UInt(Rn); constant imm32 = ZeroExtend(imm8:'00', 32);
constant regs = UInt(imm8) DIV 2; // If UInt(imm8) is odd, see "FLDM*X".
if n == 15 && (wback || CurrentInstrSet() != InstrSet_A32) then UNPREDICTABLE;
if regs == 0 || regs > 16 || (d+regs) > 32 then UNPREDICTABLE;
if imm8<0> == '1' && (d+regs) > 16 then UNPREDICTABLE;
```

CONSTRAINED UNPREDICTABLE behavior

If `regs == 0`, then one of the following behaviors must occur:

- The instruction is UNDEFINED.
- The instruction executes as NOP.
- The instruction operates as a VLDM with the same addressing mode but loads no registers.

If `regs > 16 || (d+regs) > 32`, then one of the following behaviors must occur:

- The instruction is UNDEFINED.
- The instruction executes as NOP.
- One or more of the SIMD and floating-point registers are UNKNOWN. If the instruction specifies writeback, the base register becomes UNKNOWN. This behavior does not affect any general-purpose registers.

T2

15	14	13	12	11	10	9	8	7	6	5	4	3	2	1	0	15	14	13	12	11	10	9	8	7	6	5	4	3	2	1	0
1	1	1	0	1	1	0	P	U	D	W	1	Rn				Vd				1	0	1	0	imm8							

Decrement Before (`P == 1 && U == 0 && W == 1`)

```
VLDMDB{<c>}{<q>}{.<size>} <Rn>!, <sreglist>
```

Increment After (`P == 0 && U == 1`)

```
VLDM{<c>}{<q>}{.<size>} <Rn>{!}, <sreglist>
VLDMIA{<c>}{<q>}{.<size>} <Rn>{!}, <sreglist>
```

```
if P == '0' && U == '0' && W == '0' then SEE "Related encodings";
if P == '1' && W == '0' then SEE "VLDR";
if P == U && W == '1' then UNDEFINED;
// Remaining combinations are PUW = 010 (IA without !), 011 (IA with !), 101 (DB with !)
constant single_regs = TRUE;  constant add = (U == '1');  constant wback = (W == '1');
constant d = UInt(Vd:D);  constant n = UInt(Rn);
constant imm32 = ZeroExtend(imm8:'00', 32);  constant regs = UInt(imm8);
if n == 15 && (wback || CurrentInstrSet() != InstrSet_A32) then UNPREDICTABLE;
if regs == 0 || (d+regs) > 32 then UNPREDICTABLE;
```

CONSTRAINED UNPREDICTABLE behavior

If `regs == 0`, then one of the following behaviors must occur:

- The instruction is UNDEFINED.
- The instruction executes as NOP.
- The instruction operates as a VLDM with the same addressing mode but loads no registers.

If `(d+regs) > 32`, then one of the following behaviors must occur:

- The instruction is UNDEFINED.
- The instruction executes as NOP.
- One or more of the SIMD and floating-point registers are UNKNOWN. If the instruction specifies writeback, the base register becomes UNKNOWN. This behavior does not affect any general-purpose registers.

For more information about the CONSTRAINED UNPREDICTABLE behavior of this instruction, see [Architectural Constraints on UNPREDICTABLE behaviors](#), and particularly [VLDM](#).  
Related encodings: See [Advanced SIMD and floating-point 64-bit move](#) for the T32 instruction set, or [Advanced SIMD and floating-point 64-bit move](#) for the A32 instruction set.

Assembler Symbols

- <c> See [Standard assembler syntax fields](#).
- <q> See [Standard assembler syntax fields](#).

<size>	An optional data size specifier. If present, it must be equal to the size in bits, 32 or 64, of the registers being transferred.
<Rn>	Is the general-purpose base register, encoded in the "Rn" field. If writeback is not specified, the PC can be used.
!	Specifies base register writeback. Encoded in the "W" field as 1 if present, otherwise 0.
<sreglist>	Is the list of consecutively numbered 32-bit SIMD&FP registers to be transferred. The first register in the list is encoded in "Vd:D", and "imm8" is set to the number of registers in the list. The list must contain at least one register.
<dreglist>	Is the list of consecutively numbered 64-bit SIMD&FP registers to be transferred. The first register in the list is encoded in "D:Vd", and "imm8" is set to twice the number of registers in the list. The list must contain at least one register, and must not contain more than 16 registers.

Alias Conditions

Alias	Is preferred when
VPOP	P == '0' && U == '1' && W == '1' && Rn == '1101'

Operation

```

if ConditionPassed() then
    EncodingSpecificOperations();
    CheckVFPEEnabled(TRUE);
    address = if add then R[n] else R[n]-imm32;

    for r = 0 to regs-1
        if single_regs then
            S[d+r] = MemA[address,4];
            address = address+4;
        else
            constant word1 = MemA[address,4];
            constant word2 = MemA[address+4,4];
            address = address+8;

            // Combine the word-aligned words in the correct order for current endianness.
            D[d+r] = if BigEndian(AccessType_ASIMD) then word1:word2 else word2:word1;

    if wback then R[n] = if add then R[n]+imm32 else R[n]-imm32;

```

Operational information

If CPSR.DIT is 1, the timing of this instruction is insensitive to the value of the data being loaded or stored.



## VLDR (immediate)

Load SIMD&FP register (immediate) loads a single register from the Advanced SIMD and floating-point register file, using an address from a general-purpose register, with an optional offset.

Depending on settings in the [CPACR](#), [NSACR](#), [HCPTR](#), and [FPEXC](#) registers, and the Security state and PE mode in which the instruction is executed, an attempt to execute the instruction might be UNDEFINED, or trapped to Hyp mode. For more information, see [Enabling Advanced SIMD and floating-point support](#).

It has encodings from the following instruction sets: A32 ([A1](#)) and T32 ([T1](#)).

### A1

31	30	29	28	27	26	25	24	23	22	21	20	19	18	17	16	15	14	13	12	11	10	9	8	7	6	5	4	3	2	1	0
!= 1111				1	1	0	1	U	D	0	1	!= 1111				Vd				1 0		size		imm8							
cond												Rn																			

#### Half-precision scalar (size == 01) (FEAT\_FP16)

```
VLDR{<c>}{<q>}.16 <Sd>, [<Rn> {, #(+/-)<imm>}]
```

#### Single-precision scalar (size == 10)

```
VLDR{<c>}{<q>}.32 <Sd>, [<Rn> {, #(+/-)<imm>}]
```

#### Double-precision scalar (size == 11)

```
VLDR{<c>}{<q>}.64 <Dd>, [<Rn> {, #(+/-)<imm>}]
```

```
if size == '00' || (size == '01' && !IsFeatureImplemented(FEAT_FP16)) then UNDEFINED;
if size == '01' && cond != '1110' then UNPREDICTABLE;
constant esize = 8 << UInt(size); constant add = (U == '1');
constant imm32 = if esize == 16 then ZeroExtend(imm8:'0', 32) else ZeroExtend(imm8:'00', 32);
integer d;
case size of
  when '01' d = UInt(Vd:D);
  when '10' d = UInt(Vd:D);
  when '11' d = UInt(D:Vd);
constant n = UInt(Rn);
```

### CONSTRAINED UNPREDICTABLE behavior

If `size == '01' && cond != '1110'`, then one of the following behaviors must occur:

- The instruction is UNDEFINED.
- The instruction executes as if it passes the Condition code check.
- The instruction executes as NOP. This means it behaves as if it fails the Condition code check.

### T1

15	14	13	12	11	10	9	8	7	6	5	4	3	2	1	0	15	14	13	12	11	10	9	8	7	6	5	4	3	2	1	0														
1		1		1		0		1		1		0		1		U		D		0		1		!= 1111				Vd				1		0		size		imm8							
Rn																																													

Half-precision scalar (size == 01)  
(FEAT\_FP16)

```
VLDR{<c>}{<q>}.16 <Sd>, [<Rn> {, #<+/-><imm>}]
```

Single-precision scalar (size == 10)

```
VLDR{<c>}{<q>}.32 <Sd>, [<Rn> {, #<+/-><imm>}]
```

Double-precision scalar (size == 11)

```
VLDR{<c>}{<q>}.64 <Dd>, [<Rn> {, #<+/-><imm>}]
```

```
if size == '00' || (size == '01' && !IsFeatureImplemented(FEAT_FP16)) then UNDEFINED;
if size == '01' && InITBlock() then UNPREDICTABLE;
constant esize = 8 << UInt(size); constant add = (U == '1');
constant imm32 = if esize == 16 then ZeroExtend(imm8:'0', 32) else ZeroExtend(imm8:'00', 32);
integer d;
case size of
    when '01' d = UInt(Vd:D);
    when '10' d = UInt(Vd:D);
    when '11' d = UInt(D:Vd);
constant n = UInt(Rn);
```

CONSTRAINED UNPREDICTABLE behavior

If `size == '01' && InITBlock()`, then one of the following behaviors must occur:

- The instruction is UNDEFINED.
- The instruction executes as if it passes the Condition code check.
- The instruction executes as NOP. This means it behaves as if it fails the Condition code check.

Assembler Symbols

<c>	See <i>Standard assembler syntax fields</i> .
<q>	See <i>Standard assembler syntax fields</i> .
.64	Is an optional data size specifier for 64-bit memory accesses that can be used in the assembler source code, but is otherwise ignored.
<Dd>	Is the 64-bit name of the SIMD&FP destination register, encoded in the "D:Vd" field.
.32	Is an optional data size specifier for 32-bit memory accesses that can be used in the assembler source code, but is otherwise ignored.
<Sd>	Is the 32-bit name of the SIMD&FP destination register, encoded in the "Vd:D" field.
<Rn>	Is the general-purpose base register, encoded in the "Rn" field.

<+/-> Specifies the offset is added to or subtracted from the base register, defaulting to + if omitted and encoded in “U”:

U	+/-
0	-
1	+

<imm> For the single-precision scalar or double-precision scalar variants: is the optional unsigned immediate byte offset, a multiple of 4, in the range 0 to 1020, defaulting to 0, and encoded in the "imm8" field as <imm>/4.  
For the half-precision scalar variant: is the optional unsigned immediate byte offset, a multiple of 2, in the range 0 to 510, defaulting to 0, and encoded in the "imm8" field as <imm>/2.

## Operation

```
if ConditionPassed() then
    EncodingSpecificOperations();
    CheckVFPEEnabled(TRUE);
    constant base = if n == 15 then Align(PC32,4) else R[n];
    constant address = if add then (base + imm32) else (base - imm32);
    case esize of
        when 16
            H[d] = MemA[address,2];
        when 32
            S[d] = MemA[address,4];
        when 64
            constant word1 = MemA[address,4];
            constant word2 = MemA[address+4,4];
            // Combine the word-aligned words in the correct order for current endianness.
            D[d] = if BigEndian(AccessType\_ASIMD) then word1:word2 else word2:word1;
```

## Operational information

If CPSR.DIT is 1, the timing of this instruction is insensitive to the value of the data being loaded or stored.

Internal version only: isa v01\_31, pseudocode v2024-03\_rel ; Build timestamp: 2024-03-25T10:05

Copyright © 2010-2024 Arm Limited or its affiliates. All rights reserved. This document is Non-Confidential.

## VLDR (literal)

Load SIMD&FP register (literal) loads a single register from the Advanced SIMD and floating-point register file, using an address from the PC value and an immediate offset.

Depending on settings in the [CPACR](#), [NSACR](#), [HCPTR](#), and [FPEXC](#) registers, and the Security state and PE mode in which the instruction is executed, an attempt to execute the instruction might be UNDEFINED, or trapped to Hyp mode. For more information, see [Enabling Advanced SIMD and floating-point support](#).

It has encodings from the following instruction sets: A32 ([A1](#)) and T32 ([T1](#)).

### A1

31	30	29	28	27	26	25	24	23	22	21	20	19	18	17	16	15	14	13	12	11	10	9	8	7	6	5	4	3	2	1	0
!= 1111				1	1	0	1	U	D	0	1	1	1	1	Vd				1	0	size		imm8								
cond				Rn																											

#### Half-precision scalar (size == 01) (FEAT\_FP16)

```
VLDR{<c>}{<q>}.16 <Sd>, <label>
```

```
VLDR{<c>}{<q>}.16 <Sd>, [PC, #{+/-}<imm>]
```

#### Single-precision scalar (size == 10)

```
VLDR{<c>}{<q>}.32 <Sd>, <label>
```

```
VLDR{<c>}{<q>}.32 <Sd>, [PC, #{+/-}<imm>]
```

#### Double-precision scalar (size == 11)

```
VLDR{<c>}{<q>}.64 <Dd>, <label>
```

```
VLDR{<c>}{<q>}.64 <Dd>, [PC, #{+/-}<imm>]
```

```
if size == '00' || (size == '01' && !IsFeatureImplemented(FEAT_FP16)) then UNDEFINED;
if size == '01' && cond != '1110' then UNPREDICTABLE;
constant esize = 8 << UInt(size); constant add = (U == '1');
constant imm32 = if esize == 16 then ZeroExtend(imm8:'0', 32) else ZeroExtend(imm8:'00', 32);
integer d;
case size of
  when '01' d = UInt(Vd:D);
  when '10' d = UInt(Vd:D);
  when '11' d = UInt(D:Vd);
constant n = UInt(Rn);
```

### CONSTRAINED UNPREDICTABLE behavior

If `size == '01' && cond != '1110'`, then one of the following behaviors must occur:

- The instruction is UNDEFINED.
- The instruction executes as if it passes the Condition code check.
- The instruction executes as NOP. This means it behaves as if it fails the Condition code check.

### T1

15	14	13	12	11	10	9	8	7	6	5	4	3	2	1	0	15	14	13	12	11	10	9	8	7	6	5	4	3	2	1	0
1	1	1	0	1	1	0	1	U	D	0	1	1	1	1	1	Vd				1	0	size		imm8							
Rn																															

Half-precision scalar (size == 01)  
(FEAT\_FP16)

```
VLDR{<c>}{<q>}.16 <Sd>, <label>

VLDR{<c>}{<q>}.16 <Sd>, [PC, #{+/-}<imm>]
```

Single-precision scalar (size == 10)

```
VLDR{<c>}{<q>}.32 <Sd>, <label>

VLDR{<c>}{<q>}.32 <Sd>, [PC, #{+/-}<imm>]
```

Double-precision scalar (size == 11)

```
VLDR{<c>}{<q>}.64 <Dd>, <label>

VLDR{<c>}{<q>}.64 <Dd>, [PC, #{+/-}<imm>]
```

```
if size == '00' || (size == '01' && !IsFeatureImplemented(FEAT_FP16)) then UNDEFINED;
if size == '01' && InITBlock() then UNPREDICTABLE;
constant esize = 8 << UInt(size); constant add = (U == '1');
constant imm32 = if esize == 16 then ZeroExtend(imm8:'0', 32) else ZeroExtend(imm8:'00', 32);
integer d;
case size of
  when '01' d = UInt(Vd:D);
  when '10' d = UInt(Vd:D);
  when '11' d = UInt(D:Vd);
constant n = UInt(Rn);
```

CONSTRAINED UNPREDICTABLE behavior

If `size == '01' && InITBlock()`, then one of the following behaviors must occur:

- The instruction is UNDEFINED.
- The instruction executes as if it passes the Condition code check.
- The instruction executes as NOP. This means it behaves as if it fails the Condition code check.

Assembler Symbols

<c>	See <i>Standard assembler syntax fields</i> .
<q>	See <i>Standard assembler syntax fields</i> .
.64	Is an optional data size specifier for 64-bit memory accesses that can be used in the assembler source code, but is otherwise ignored.
<Dd>	Is the 64-bit name of the SIMD&FP destination register, encoded in the "D:Vd" field.
.32	Is an optional data size specifier for 32-bit memory accesses that can be used in the assembler source code, but is otherwise ignored.
<Sd>	Is the 32-bit name of the SIMD&FP destination register, encoded in the "Vd:D" field.
<label>	<p>The label of the literal data item to be loaded.</p> <p>For the single-precision scalar or double-precision scalar variants: the assembler calculates the required value of the offset from the Align(PC, 4) value of the instruction to this label. Permitted values are multiples of 4 in the range -1020 to 1020.</p> <p>For the half-precision scalar variant: the assembler calculates the required value of the offset from the Align(PC, 4) value of the instruction to this label. Permitted values are multiples of 2 in the range -510 to 510.</p> <p>If the offset is zero or positive, imm32 is equal to the offset and add == TRUE.</p> <p>If the offset is negative, imm32 is equal to minus the offset and add == FALSE.</p>

+/- Specifies the offset is added to or subtracted from the base register, defaulting to + if omitted and encoded in “U”:

U	+/-
0	-
1	+

<imm> For the single-precision scalar or double-precision scalar variants: is the optional unsigned immediate byte offset, a multiple of 4, in the range 0 to 1020, defaulting to 0, and encoded in the "imm8" field as <imm>/4.  
For the half-precision scalar variant: is the optional unsigned immediate byte offset, a multiple of 2, in the range 0 to 510, defaulting to 0, and encoded in the "imm8" field as <imm>/2.

The alternative syntax permits the addition or subtraction of the offset and the immediate offset to be specified separately, including permitting a subtraction of 0 that cannot be specified using the normal syntax. For more information, see [Use of labels in UAL instruction syntax](#).

## Operation

```
if ConditionPassed() then
    EncodingSpecificOperations();
    CheckVFPEEnabled(TRUE);
    constant base = if n == 15 then Align(PC32,4) else R[n];
    constant address = if add then (base + imm32) else (base - imm32);
    case esize of
        when 16
            H[d] = MemA[address,2];
        when 32
            S[d] = MemA[address,4];
        when 64
            constant word1 = MemA[address,4];
            constant word2 = MemA[address+4,4];
            // Combine the word-aligned words in the correct order for current endianness.
            D[d] = if BigEndian(AccessType\_ASIMD) then word1:word2 else word2:word1;
```

## Operational information

If CPSR.DIT is 1, the timing of this instruction is insensitive to the value of the data being loaded or stored.

Internal version only: isa v01\_31, pseudocode v2024-03\_rel ; Build timestamp: 2024-03-25T10:05

Copyright © 2010-2024 Arm Limited or its affiliates. All rights reserved. This document is Non-Confidential.

## VMAX (floating-point)

Vector Maximum compares corresponding elements in two vectors, and copies the larger of each pair into the corresponding element in the destination vector.

The operand vector elements are floating-point numbers.

Depending on settings in the [CPACR](#), [NSACR](#), and [HCPTR](#) registers, and the Security state and PE mode in which the instruction is executed, an attempt to execute the instruction might be UNDEFINED, or trapped to Hyp mode. For more information see [Enabling Advanced SIMD and floating-point support](#).

It has encodings from the following instruction sets: A32 ([A1](#)) and T32 ([T1](#)).

### A1

31	30	29	28	27	26	25	24	23	22	21	20	19	18	17	16	15	14	13	12	11	10	9	8	7	6	5	4	3	2	1	0
1	1	1	1	0	0	1	0	0	D	0	sz	Vn				Vd				1	1	1	1	N	Q	M	0	Vm			
op																															

#### 64-bit SIMD vector (Q == 0)

```
VMAX{<c>}{<q>}.<dt> {<Dd>, }<Dn>, <Dm>
```

#### 128-bit SIMD vector (Q == 1)

```
VMAX{<c>}{<q>}.<dt> {<Qd>, }<Qn>, <Qm>
```

```
if Q == '1' && (Vd<0> == '1' || Vn<0> == '1' || Vm<0> == '1') then UNDEFINED;
if sz == '1' && !IsFeatureImplemented(FEAT_FP16) then UNDEFINED;
constant maximum = (op == '0');
constant integer esize = 32 >> UInt(sz);
constant integer elements = 64 DIV esize;
constant d = UInt(D:Vd); constant n = UInt(N:Vn); constant m = UInt(M:Vm);
constant regs = if Q == '0' then 1 else 2;
```

### T1

15	14	13	12	11	10	9	8	7	6	5	4	3	2	1	0	15	14	13	12	11	10	9	8	7	6	5	4	3	2	1	0
1	1	1	0	1	1	1	1	0	D	0	sz	Vn			Vd			1	1	1	1	N	Q	M	0	Vm					
op																															

#### 64-bit SIMD vector (Q == 0)

```
VMAX{<c>}{<q>}.<dt> {<Dd>, }<Dn>, <Dm>
```

#### 128-bit SIMD vector (Q == 1)

```
VMAX{<c>}{<q>}.<dt> {<Qd>, }<Qn>, <Qm>
```

```
if Q == '1' && (Vd<0> == '1' || Vn<0> == '1' || Vm<0> == '1') then UNDEFINED;
if sz == '1' && !IsFeatureImplemented(FEAT_FP16) then UNDEFINED;
if sz == '1' && InITBlock() then UNPREDICTABLE;
constant maximum = (op == '0');
constant integer esize = 32 >> UInt(sz);
constant integer elements = 64 DIV esize;
constant d = UInt(D:Vd); constant n = UInt(N:Vn); constant m = UInt(M:Vm);
constant regs = if Q == '0' then 1 else 2;
```

## CONSTRAINED UNPREDICTABLE behavior

If `sz == '1' && InITBlock()`, then one of the following behaviors must occur:

- The instruction is UNDEFINED.
- The instruction executes as if it passes the Condition code check.

- The instruction executes as NOP. This means it behaves as if it fails the Condition code check.

Assembler Symbols

- <c>

For encoding A1: see [Standard assembler syntax fields](#). This encoding must be unconditional.  
For encoding T1: see [Standard assembler syntax fields](#).
- <q>

See [Standard assembler syntax fields](#).
- <dt>

Is the data type for the elements of the vectors, encoded in “sz”:
- | sz | <dt> |
|----|------|
| 0  | F32  |
| 1  | F16  |
- <Qd>

Is the 128-bit name of the SIMD&FP destination register, encoded in the "D:Vd" field as <Qd>\*2.
- <Qn>

Is the 128-bit name of the first SIMD&FP source register, encoded in the "N:Vn" field as <Qn>\*2.
- <Qm>

Is the 128-bit name of the second SIMD&FP source register, encoded in the "M:Vm" field as <Qm>\*2.
- <Dd>

Is the 64-bit name of the SIMD&FP destination register, encoded in the "D:Vd" field.
- <Dn>

Is the 64-bit name of the first SIMD&FP source register, encoded in the "N:Vn" field.
- <Dm>

Is the 64-bit name of the second SIMD&FP source register, encoded in the "M:Vm" field.

- Floating-point maximum and minimum
- $\max(+0.0, -0.0) = +0.0$
  - If any input is a NaN, the corresponding result element is the default NaN.

Operation

```

if ConditionPassed() then
    EncodingSpecificOperations(); CheckAdvSIMDEnabled();
    constant FPCR_Type fpcr = StandardFPCR();
    for r = 0 to regs-1
        for e = 0 to elements-1
            constant op1 = Elem[D[n+r],e,esize];    constant op2 = Elem[D[m+r],e,esize];
            if maximum then
                Elem[D[d+r],e,esize] = FPMax(op1, op2, fpcr);
            else
                Elem[D[d+r],e,esize] = FPMIn(op1, op2, fpcr);

```



VMAX (integer)

Vector Maximum compares corresponding elements in two vectors, and copies the larger of each pair into the corresponding element in the destination vector.

The operand vector elements can be any one of:

- 8-bit, 16-bit, or 32-bit signed integers.
- 8-bit, 16-bit, or 32-bit unsigned integers.

The result vector elements are the same size as the operand vector elements.

Depending on settings in the *CPACR*, *NSACR*, and *HCPTR* registers, and the Security state and PE mode in which the instruction is executed, an attempt to execute the instruction might be UNDEFINED, or trapped to Hyp mode. For more information see *Enabling Advanced SIMD and floating-point support*.

It has encodings from the following instruction sets: A32 ( [A1](#) ) and T32 ( [T1](#) ).

A1

31	30	29	28	27	26	25	24	23	22	21	20	19	18	17	16	15	14	13	12	11	10	9	8	7	6	5	4	3	2	1	0
1	1	1	1	0	0	1	U	0	D	size					Vn				Vd			0	1	1	0	N	Q	M	0		Vm
																op															

64-bit SIMD vector (Q == 0)

```
VMAX{<c>}{<q>}.<dt> {<Dd>, }<Dn>, <Dm>
```

128-bit SIMD vector (Q == 1)

```
VMAX{<c>}{<q>}.<dt> {<Qd>, }<Qn>, <Qm>
```

```
if Q == '1' && (Vd<0> == '1' || Vn<0> == '1' || Vm<0> == '1') then UNDEFINED;
if size == '11' then UNDEFINED;
constant maximum = (op == '0'); constant unsigned = (U == '1');
constant integer esize = 8 << UInt(size); constant elements = 64 DIV esize;
constant d = UInt(D:Vd); constant n = UInt(N:Vn); constant m = UInt(M:Vm);
constant regs = if Q == '0' then 1 else 2;
```

T1

15	14	13	12	11	10	9	8	7	6	5	4	3	2	1	0	15	14	13	12	11	10	9	8	7	6	5	4	3	2	1	0
1	1	1	U	1	1	1	1	0	D	size					Vn				Vd			0	1	1	0	N	Q	M	0		Vm
																op															

64-bit SIMD vector (Q == 0)

```
VMAX{<c>}{<q>}.<dt> {<Dd>, }<Dn>, <Dm>
```

128-bit SIMD vector (Q == 1)

```
VMAX{<c>}{<q>}.<dt> {<Qd>, }<Qn>, <Qm>
```

```
if Q == '1' && (Vd<0> == '1' || Vn<0> == '1' || Vm<0> == '1') then UNDEFINED;
if size == '11' then UNDEFINED;
constant maximum = (op == '0'); constant unsigned = (U == '1');
constant integer esize = 8 << UInt(size); constant elements = 64 DIV esize;
constant d = UInt(D:Vd); constant n = UInt(N:Vn); constant m = UInt(M:Vm);
constant regs = if Q == '0' then 1 else 2;
```

Assembler Symbols

- <c> For encoding A1: see *Standard assembler syntax fields*. This encoding must be unconditional.
- For encoding T1: see *Standard assembler syntax fields*.

<q> See *Standard assembler syntax fields*.

<dt> Is the data type for the elements of the operands, encoded in “U:size”:

U	size	<dt>
0	00	S8
0	01	S16
0	10	S32
1	00	U8
1	01	U16
1	10	U32

<Qd> Is the 128-bit name of the SIMD&FP destination register, encoded in the "D:Vd" field as <Qd>\*2.

<Qn> Is the 128-bit name of the first SIMD&FP source register, encoded in the "N:Vn" field as <Qn>\*2.

<Qm> Is the 128-bit name of the second SIMD&FP source register, encoded in the "M:Vm" field as <Qm>\*2.

<Dd> Is the 64-bit name of the SIMD&FP destination register, encoded in the "D:Vd" field.

<Dn> Is the 64-bit name of the first SIMD&FP source register, encoded in the "N:Vn" field.

<Dm> Is the 64-bit name of the second SIMD&FP source register, encoded in the "M:Vm" field.

Operation

```
if ConditionPassed() then
    EncodingSpecificOperations();    CheckAdvSIMDEnabled();
    for r = 0 to regs-1
        for e = 0 to elements-1
            constant op1 = Int(Elem[D[n+r],e,esize], unsigned);
            constant op2 = Int(Elem[D[m+r],e,esize], unsigned);
            constant result = if maximum then Max(op1,op2) else Min(op1,op2);
            Elem[D[d+r],e,esize] = result<esize-1:0>;
```

Operational information

- If CPSR.DIT is 1 and this instruction passes its condition execution check:
- The execution time of this instruction is independent of:
    - The values of the data supplied in any of its registers.
    - The values of the NZCV flags.
  - The response of this instruction to asynchronous exceptions does not vary based on:
    - The values of the data supplied in any of its registers.
    - The values of the NZCV flags.

VMAXNM

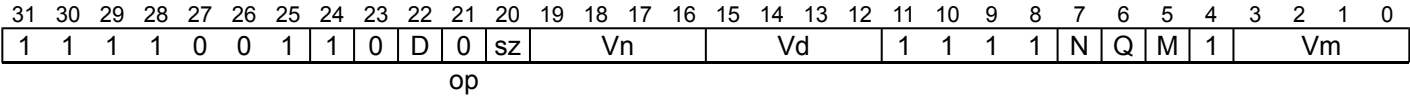
This instruction determines the floating-point maximum number.

It handles NaNs in consistence with the IEEE754-2008 specification. It returns the numerical operand when one operand is numerical and the other is a quiet NaN, but otherwise the result is identical to floating-point VMAX.

This instruction is not conditional.

It has encodings from the following instruction sets: A32 ( [A1](#) and [A2](#) ) and T32 ( [T1](#) and [T2](#) ).

A1



64-bit SIMD vector (Q == 0)

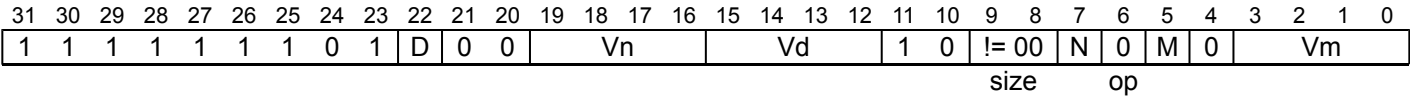
```
VMAXNM{<q>}.<dt> <Dd>, <Dn>, <Dm>
```

128-bit SIMD vector (Q == 1)

```
VMAXNM{<q>}.<dt> <Qd>, <Qn>, <Qm>
```

```
if Q == '1' && (Vd<0> == '1' || Vn<0> == '1' || Vm<0> == '1') then UNDEFINED;
if sz == '1' && !IsFeatureImplemented(FEAT_FP16) then UNDEFINED;
constant maximum = (op == '0');
constant advsimd = TRUE;
constant integer esize = 32 >> UInt(sz);
constant integer elements = 64 DIV esize;
constant d = UInt(D:Dd); constant n = UInt(N:Vn); constant m = UInt(M:Vm);
constant regs = if Q == '0' then 1 else 2;
```

A2



Half-precision scalar (size == 01)  
(FEAT\_FP16)

```
VMAXNM{<q>}.F16 <Sd>, <Sn>, <Sm> // (Cannot be conditional)
```

Single-precision scalar (size == 10)

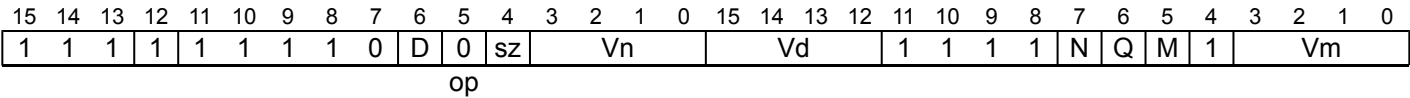
```
VMAXNM{<q>}.F32 <Sd>, <Sn>, <Sm> // (Cannot be conditional)
```

Double-precision scalar (size == 11)

```
VMAXNM{<q>}.F64 <Dd>, <Dn>, <Dm> // (Cannot be conditional)
```

```
if size == '00' || (size == '01' && !IsFeatureImplemented(FEAT_FP16)) then UNDEFINED;
constant advsimd = FALSE;
constant maximum = (op == '0');
constant integer esize = 8 << UInt(size);
integer d;
integer n;
integer m;
case size of
    when '01' d = UInt(Vd:D); n = UInt(Vn:N); m = UInt(Vm:M);
    when '10' d = UInt(Vd:D); n = UInt(Vn:N); m = UInt(Vm:M);
    when '11' d = UInt(D:Vd); n = UInt(N:Vn); m = UInt(M:Vm);
constant integer regs = integer UNKNOWN; constant integer elements = integer UNKNOWN;
```

T1



64-bit SIMD vector (Q == 0)

```
VMAXNM{<q>}.<dt> <Dd>, <Dn>, <Dm>
```

128-bit SIMD vector (Q == 1)

```
VMAXNM{<q>}.<dt> <Qd>, <Qn>, <Qm>
```

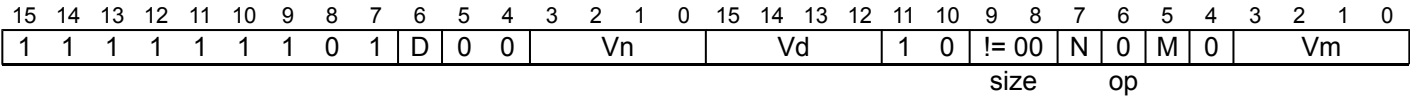
```
if InITBlock() then UNPREDICTABLE;
if Q == '1' && (Vd<0> == '1' || Vn<0> == '1' || Vm<0> == '1') then UNDEFINED;
if sz == '1' && !IsFeatureImplemented(FEAT_FP16) then UNDEFINED;
constant maximum = (op == '0');
constant advsimd = TRUE;
constant integer esize = 32 >> UInt(sz);
constant integer elements = 64 DIV esize;
constant d = UInt(D:Vd); constant n = UInt(N:Vn); constant m = UInt(M:Vm);
constant regs = if Q == '0' then 1 else 2;
```

CONSTRAINED UNPREDICTABLE behavior

If `InITBlock()`, then one of the following behaviors must occur:

- The instruction is UNDEFINED.
- The instruction executes as if it passes the Condition code check.
- The instruction executes as NOP. This means it behaves as if it fails the Condition code check.

T2



Half-precision scalar (size == 01)  
(FEAT\_FP16)

```
VMAXNM{<q>}.F16 <Sd>, <Sn>, <Sm> // (Not permitted in IT block)
```

Single-precision scalar (size == 10)

```
VMAXNM{<q>}.F32 <Sd>, <Sn>, <Sm> // (Not permitted in IT block)
```

Double-precision scalar (size == 11)

```
VMAXNM{<q>}.F64 <Dd>, <Dn>, <Dm> // (Not permitted in IT block)
```

```
if InITBlock() then UNPREDICTABLE;
if size == '00' || (size == '01' && !IsFeatureImplemented(FEAT_FP16)) then UNDEFINED;
constant advsimd = FALSE;
constant maximum = (op == '0');
constant integer esize = 8 << UInt(size);
integer d;
integer n;
integer m;
case size of
    when '01' d = UInt(Vd:D); n = UInt(Vn:N); m = UInt(Vm:M);
    when '10' d = UInt(Vd:D); n = UInt(Vn:N); m = UInt(Vm:M);
    when '11' d = UInt(D:Vd); n = UInt(N:Vn); m = UInt(M:Vm);
constant integer regs = integer UNKNOWN; constant integer elements = integer UNKNOWN;
```

CONSTRAINED UNPREDICTABLE behavior

If `InITBlock()`, then one of the following behaviors must occur:

- The instruction is UNDEFINED.
- The instruction executes as if it passes the Condition code check.
- The instruction executes as NOP. This means it behaves as if it fails the Condition code check.

For more information about the CONSTRAINED UNPREDICTABLE behavior of this instruction, see [Architectural Constraints on UNPREDICTABLE behaviors](#).

Assembler Symbols

<q> See [Standard assembler syntax fields](#).

<dt> Is the data type for the elements of the vectors, encoded in “sz”:

sz	<dt>
0	F32
1	F16

<Qd> Is the 128-bit name of the SIMD&FP destination register, encoded in the "D:Vd" field as <Qd>\*2.

<Qn> Is the 128-bit name of the first SIMD&FP source register, encoded in the "N:Vn" field as <Qn>\*2.

<Qm> Is the 128-bit name of the second SIMD&FP source register, encoded in the "M:Vm" field as <Qm>\*2.

<Dd> Is the 64-bit name of the SIMD&FP destination register, encoded in the "D:Vd" field.

<Dn> Is the 64-bit name of the first SIMD&FP source register, encoded in the "N:Vn" field.

<Dm> Is the 64-bit name of the second SIMD&FP source register, encoded in the "M:Vm" field.

<Sd> Is the 32-bit name of the SIMD&FP destination register, encoded in the "Vd:D" field.

<Sn> Is the 32-bit name of the first SIMD&FP source register, encoded in the "Vn:N" field.

<Sm> Is the 32-bit name of the second SIMD&FP source register, encoded in the "Vm:M" field.

## Operation

```
EncodingSpecificOperations(); CheckAdvSIMDOrVFPEEnabled(TRUE, advsimd);
if advsimd then // Advanced SIMD instruction
    constant FPCR_Type fpcr = StandardFPCR();
    for r = 0 to regs-1
        for e = 0 to elements-1
            constant op1 = Elem[D[n+r], e, esize]; constant op2 = Elem[D[m+r], e, esize];
            if maximum then
                Elem[D[d+r], e, esize] = FPMaxNum(op1, op2, fpcr);
            else
                Elem[D[d+r], e, esize] = FPMinNum(op1, op2, fpcr);
else // VFP instruction
    constant FPCR_Type fpcr = EffectiveFPCR();
    case esize of
        when 16
            if maximum then
                H[d] = FPMaxNum(H[n], H[m], fpcr);
            else
                H[d] = FPMinNum(H[n], H[m], fpcr);
        when 32
            if maximum then
                S[d] = FPMaxNum(S[n], S[m], fpcr);
            else
                S[d] = FPMinNum(S[n], S[m], fpcr);
        when 64
            if maximum then
                D[d] = FPMaxNum(D[n], D[m], fpcr);
            else
                D[d] = FPMinNum(D[n], D[m], fpcr);
```

Internal version only: isa v01\_31, pseudocode v2024-03\_rel ; Build timestamp: 2024-03-25T10:05

Copyright © 2010-2024 Arm Limited or its affiliates. All rights reserved. This document is Non-Confidential.

## VMIN (floating-point)

Vector Minimum compares corresponding elements in two vectors, and copies the smaller of each pair into the corresponding element in the destination vector.

The operand vector elements are floating-point numbers.

Depending on settings in the [CPACR](#), [NSACR](#), and [HCPTR](#) registers, and the Security state and PE mode in which the instruction is executed, an attempt to execute the instruction might be UNDEFINED, or trapped to Hyp mode. For more information see [Enabling Advanced SIMD and floating-point support](#).

It has encodings from the following instruction sets: A32 ([A1](#)) and T32 ([T1](#)).

### A1

31	30	29	28	27	26	25	24	23	22	21	20	19	18	17	16	15	14	13	12	11	10	9	8	7	6	5	4	3	2	1	0
1	1	1	1	0	0	1	0	0	D	1	sz	Vn			Vd			1			1	1	1	N	Q	M	0	Vm			
op																															

#### 64-bit SIMD vector (Q == 0)

```
VMIN{<c>}{<q>}.<dt> {<Dd>, }<Dn>, <Dm>
```

#### 128-bit SIMD vector (Q == 1)

```
VMIN{<c>}{<q>}.<dt> {<Qd>, }<Qn>, <Qm>
```

```
if Q == '1' && (Vd<0> == '1' || Vn<0> == '1' || Vm<0> == '1') then UNDEFINED;
if sz == '1' && !IsFeatureImplemented(FEAT_FP16) then UNDEFINED;
constant maximum = (op == '0');
constant integer esize = 32 >> UInt(sz);
constant integer elements = 64 DIV esize;
constant d = UInt(D:Vd); constant n = UInt(N:Vn); constant m = UInt(M:Vm);
constant regs = if Q == '0' then 1 else 2;
```

### T1

15	14	13	12	11	10	9	8	7	6	5	4	3	2	1	0	15	14	13	12	11	10	9	8	7	6	5	4	3	2	1	0
1	1	1	0	1	1	1	1	0	D	1	sz	Vn			Vd			1	1	1	1	N	Q	M	0	Vm					
op																															

#### 64-bit SIMD vector (Q == 0)

```
VMIN{<c>}{<q>}.<dt> {<Dd>, }<Dn>, <Dm>
```

#### 128-bit SIMD vector (Q == 1)

```
VMIN{<c>}{<q>}.<dt> {<Qd>, }<Qn>, <Qm>
```

```
if Q == '1' && (Vd<0> == '1' || Vn<0> == '1' || Vm<0> == '1') then UNDEFINED;
if sz == '1' && !IsFeatureImplemented(FEAT_FP16) then UNDEFINED;
if sz == '1' && InITBlock() then UNPREDICTABLE;
constant maximum = (op == '0');
constant integer esize = 32 >> UInt(sz);
constant integer elements = 64 DIV esize;
constant d = UInt(D:Vd); constant n = UInt(N:Vn); constant m = UInt(M:Vm);
constant regs = if Q == '0' then 1 else 2;
```

## CONSTRAINED UNPREDICTABLE behavior

If `sz == '1' && InITBlock()`, then one of the following behaviors must occur:

- The instruction is UNDEFINED.
- The instruction executes as if it passes the Condition code check.

- The instruction executes as NOP. This means it behaves as if it fails the Condition code check.

## Assembler Symbols

<c>	For encoding A1: see <a href="#">Standard assembler syntax fields</a> . This encoding must be unconditional. For encoding T1: see <a href="#">Standard assembler syntax fields</a> .						
<q>	See <a href="#">Standard assembler syntax fields</a> .						
<dt>	Is the data type for the elements of the vectors, encoded in “sz”:						
<table> <tr> <th>sz</th><th>&lt;dt&gt;</th></tr> <tr> <td>0</td><td>F32</td></tr> <tr> <td>1</td><td>F16</td></tr> </table>		sz	<dt>	0	F32	1	F16
sz	<dt>						
0	F32						
1	F16						
<Qd>	Is the 128-bit name of the SIMD&FP destination register, encoded in the "D:Vd" field as <Qd>*2.						
<Qn>	Is the 128-bit name of the first SIMD&FP source register, encoded in the "N:Vn" field as <Qn>*2.						
<Qm>	Is the 128-bit name of the second SIMD&FP source register, encoded in the "M:Vm" field as <Qm>*2.						
<Dd>	Is the 64-bit name of the SIMD&FP destination register, encoded in the "D:Vd" field.						
<Dn>	Is the 64-bit name of the first SIMD&FP source register, encoded in the "N:Vn" field.						
<Dm>	Is the 64-bit name of the second SIMD&FP source register, encoded in the "M:Vm" field.						

- Floating-point minimum
- min(+0.0, -0.0) = -0.0
  - If any input is a NaN, the corresponding result element is the default NaN.

## Operation

```

if ConditionPassed() then
    EncodingSpecificOperations(); CheckAdvSIMDEnabled();
    constant FPCR_Type fpcr = StandardFPCR();
    for r = 0 to regs-1
        for e = 0 to elements-1
            constant op1 = Elem[D[n+r],e,esize];    constant op2 = Elem[D[m+r],e,esize];
            if maximum then
                Elem[D[d+r],e,esize] = FPMax(op1, op2, fpcr);
            else
                Elem[D[d+r],e,esize] = FPMin(op1, op2, fpcr);

```



VMIN (integer)

Vector Minimum compares corresponding elements in two vectors, and copies the smaller of each pair into the corresponding element in the destination vector.

The operand vector elements can be any one of:

- 8-bit, 16-bit, or 32-bit signed integers.
- 8-bit, 16-bit, or 32-bit unsigned integers.

The result vector elements are the same size as the operand vector elements.

Depending on settings in the *CPACR*, *NSACR*, and *HCPTR* registers, and the Security state and PE mode in which the instruction is executed, an attempt to execute the instruction might be UNDEFINED, or trapped to Hyp mode. For more information see *Enabling Advanced SIMD and floating-point support*.

It has encodings from the following instruction sets: A32 ( [A1](#) ) and T32 ( [T1](#) ).

A1

31	30	29	28	27	26	25	24	23	22	21	20	19	18	17	16	15	14	13	12	11	10	9	8	7	6	5	4	3	2	1	0
1	1	1	1	0	0	1	U	0	D	size	Vn				Vd				0	1	1	0	N	Q	M	1	Vm				
op																															

64-bit SIMD vector (Q == 0)

```
VMIN{<c>}{<q>}.<dt> {<Dd>, }<Dn>, <Dm>
```

128-bit SIMD vector (Q == 1)

```
VMIN{<c>}{<q>}.<dt> {<Qd>, }<Qn>, <Qm>
```

```
if Q == '1' && (Vd<0> == '1' || Vn<0> == '1' || Vm<0> == '1') then UNDEFINED;
if size == '11' then UNDEFINED;
constant maximum = (op == '0'); constant unsigned = (U == '1');
constant integer esize = 8 << UInt(size); constant elements = 64 DIV esize;
constant d = UInt(D:Vd); constant n = UInt(N:Vn); constant m = UInt(M:Vm);
constant regs = if Q == '0' then 1 else 2;
```

T1

15	14	13	12	11	10	9	8	7	6	5	4	3	2	1	0	15	14	13	12	11	10	9	8	7	6	5	4	3	2	1	0
1	1	1	U	1	1	1	1	0	D	size	Vn				Vd				0	1	1	0	N	Q	M	1	Vm				
op																															

64-bit SIMD vector (Q == 0)

```
VMIN{<c>}{<q>}.<dt> {<Dd>, }<Dn>, <Dm>
```

128-bit SIMD vector (Q == 1)

```
VMIN{<c>}{<q>}.<dt> {<Qd>, }<Qn>, <Qm>
```

```
if Q == '1' && (Vd<0> == '1' || Vn<0> == '1' || Vm<0> == '1') then UNDEFINED;
if size == '11' then UNDEFINED;
constant maximum = (op == '0'); constant unsigned = (U == '1');
constant integer esize = 8 << UInt(size); constant elements = 64 DIV esize;
constant d = UInt(D:Vd); constant n = UInt(N:Vn); constant m = UInt(M:Vm);
constant regs = if Q == '0' then 1 else 2;
```

Assembler Symbols

- <c> For encoding A1: see *Standard assembler syntax fields*. This encoding must be unconditional.
- For encoding T1: see *Standard assembler syntax fields*.

<q> See *Standard assembler syntax fields*.

<dt> Is the data type for the elements of the operands, encoded in “U:size”:

U	size	<dt>
0	00	S8
0	01	S16
0	10	S32
1	00	U8
1	01	U16
1	10	U32

<Qd> Is the 128-bit name of the SIMD&FP destination register, encoded in the "D:Vd" field as <Qd>\*2.

<Qn> Is the 128-bit name of the first SIMD&FP source register, encoded in the "N:Vn" field as <Qn>\*2.

<Qm> Is the 128-bit name of the second SIMD&FP source register, encoded in the "M:Vm" field as <Qm>\*2.

<Dd> Is the 64-bit name of the SIMD&FP destination register, encoded in the "D:Vd" field.

<Dn> Is the 64-bit name of the first SIMD&FP source register, encoded in the "N:Vn" field.

<Dm> Is the 64-bit name of the second SIMD&FP source register, encoded in the "M:Vm" field.

Operation

```
if ConditionPassed() then
    EncodingSpecificOperations(); CheckAdvSIMDEnabled();
    for r = 0 to regs-1
        for e = 0 to elements-1
            constant op1 = Int(Elem[D[n+r],e,esize], unsigned);
            constant op2 = Int(Elem[D[m+r],e,esize], unsigned);
            constant result = if maximum then Max(op1,op2) else Min(op1,op2);
            Elem[D[d+r],e,esize] = result<esize-1:0>;
```

Operational information

- If CPSR.DIT is 1 and this instruction passes its condition execution check:
- The execution time of this instruction is independent of:
    - The values of the data supplied in any of its registers.
    - The values of the NZCV flags.
  - The response of this instruction to asynchronous exceptions does not vary based on:
    - The values of the data supplied in any of its registers.
    - The values of the NZCV flags.

VMINNM

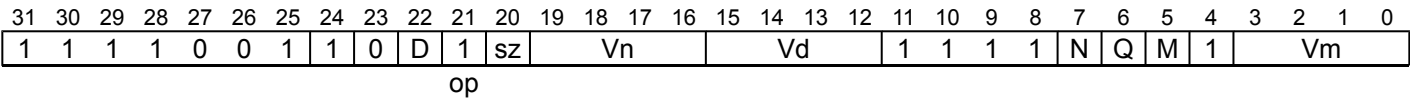
This instruction determines the floating point minimum number.

It handles NaNs in consistence with the IEEE754-2008 specification. It returns the numerical operand when one operand is numerical and the other is a quiet NaN, but otherwise the result is identical to floating-point VMIN.

This instruction is not conditional.

It has encodings from the following instruction sets: A32 ( [A1](#) and [A2](#) ) and T32 ( [T1](#) and [T2](#) ).

A1



64-bit SIMD vector (Q == 0)

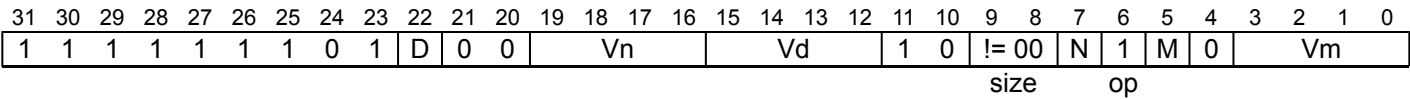
```
VMINNM{<q>}.<dt> <Dd>, <Dn>, <Dm>
```

128-bit SIMD vector (Q == 1)

```
VMINNM{<q>}.<dt> <Qd>, <Qn>, <Qm>
```

```
if Q == '1' && (Vd<0> == '1' || Vn<0> == '1' || Vm<0> == '1') then UNDEFINED;
if sz == '1' && !IsFeatureImplemented(FEAT_FP16) then UNDEFINED;
constant maximum = (op == '0');
constant advsimd = TRUE;
constant integer esize = 32 >> UInt(sz);
constant integer elements = 64 DIV esize;
constant d = UInt(D:Vd); constant n = UInt(N:Vn); constant m = UInt(M:Vm);
constant regs = if Q == '0' then 1 else 2;
```

A2



Half-precision scalar (size == 01)  
(FEAT\_FP16)

```
VMINNM{<q>}.F16 <Sd>, <Sn>, <Sm> // (Cannot be conditional)
```

Single-precision scalar (size == 10)

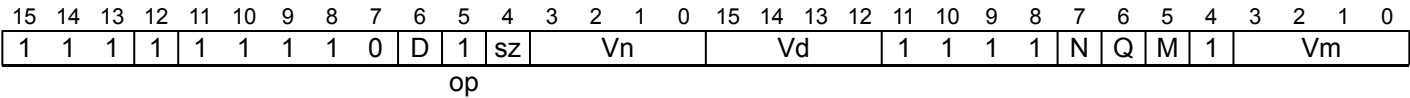
```
VMINNM{<q>}.F32 <Sd>, <Sn>, <Sm> // (Cannot be conditional)
```

Double-precision scalar (size == 11)

```
VMINNM{<q>}.F64 <Dd>, <Dn>, <Dm> // (Cannot be conditional)
```

```
if size == '00' || (size == '01' && !IsFeatureImplemented(FEAT_FP16)) then UNDEFINED;
constant advsimd = FALSE;
constant maximum = (op == '0');
constant integer esize = 8 << UInt(size);
integer d;
integer n;
integer m;
case size of
    when '01' d = UInt(Vd:D); n = UInt(Vn:N); m = UInt(Vm:M);
    when '10' d = UInt(Vd:D); n = UInt(Vn:N); m = UInt(Vm:M);
    when '11' d = UInt(D:Vd); n = UInt(N:Vn); m = UInt(M:Vm);
constant integer regs = integer UNKNOWN; constant integer elements = integer UNKNOWN;
```

T1



64-bit SIMD vector (Q == 0)

```
VMINNM{<q>}.<dt> <Dd>, <Dn>, <Dm>
```

128-bit SIMD vector (Q == 1)

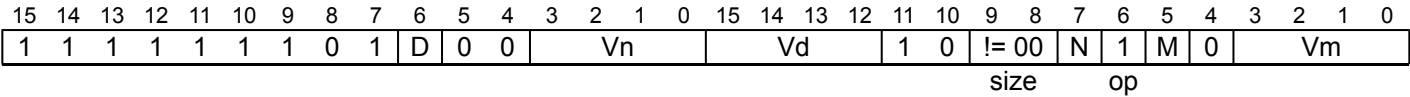
```
VMINNM{<q>}.<dt> <Qd>, <Qn>, <Qm>
```

```
if InITBlock() then UNPREDICTABLE;
if Q == '1' && (Vd<0> == '1' || Vn<0> == '1' || Vm<0> == '1') then UNDEFINED;
if sz == '1' && !IsFeatureImplemented(FEAT_FP16) then UNDEFINED;
constant maximum = (op == '0');
constant advsimd = TRUE;
constant integer esize = 32 >> UInt(sz);
constant integer elements = 64 DIV esize;
constant d = UInt(D:Vd); constant n = UInt(N:Vn); constant m = UInt(M:Vm);
constant regs = if Q == '0' then 1 else 2;
```

CONSTRAINED UNPREDICTABLE behavior

- If `InITBlock()`, then one of the following behaviors must occur:
- The instruction is UNDEFINED.
  - The instruction executes as if it passes the Condition code check.
  - The instruction executes as NOP. This means it behaves as if it fails the Condition code check.

T2



Half-precision scalar (size == 01)  
(FEAT\_FP16)

```
VMINNM{<q>}.F16 <Sd>, <Sn>, <Sm> // (Not permitted in IT block)
```

Single-precision scalar (size == 10)

```
VMINNM{<q>}.F32 <Sd>, <Sn>, <Sm> // (Not permitted in IT block)
```

Double-precision scalar (size == 11)

```
VMINNM{<q>}.F64 <Dd>, <Dn>, <Dm> // (Not permitted in IT block)
```

```
if InITBlock() then UNPREDICTABLE;
if size == '00' || (size == '01' && !IsFeatureImplemented(FEAT_FP16)) then UNDEFINED;
constant advsimd = FALSE;
constant maximum = (op == '0');
constant integer esize = 8 << UInt(size);
integer d;
integer n;
integer m;
case size of
    when '01' d = UInt(Vd:D); n = UInt(Vn:N); m = UInt(Vm:M);
    when '10' d = UInt(Vd:D); n = UInt(Vn:N); m = UInt(Vm:M);
    when '11' d = UInt(D:Vd); n = UInt(N:Vn); m = UInt(M:Vm);
constant integer regs = integer UNKNOWN; constant integer elements = integer UNKNOWN;
```

CONSTRAINED UNPREDICTABLE behavior

If `InITBlock()`, then one of the following behaviors must occur:

- The instruction is UNDEFINED.
- The instruction executes as if it passes the Condition code check.
- The instruction executes as NOP. This means it behaves as if it fails the Condition code check.

For more information about the CONSTRAINED UNPREDICTABLE behavior of this instruction, see [Architectural Constraints on UNPREDICTABLE behaviors](#).

Assembler Symbols

<q> See [Standard assembler syntax fields](#).

<dt> Is the data type for the elements of the vectors, encoded in “sz”:

sz	<dt>
0	F32
1	F16

<Qd> Is the 128-bit name of the SIMD&FP destination register, encoded in the "D:Vd" field as <Qd>\*2.

<Qn> Is the 128-bit name of the first SIMD&FP source register, encoded in the "N:Vn" field as <Qn>\*2.

<Qm> Is the 128-bit name of the second SIMD&FP source register, encoded in the "M:Vm" field as <Qm>\*2.

<Dd> Is the 64-bit name of the SIMD&FP destination register, encoded in the "D:Vd" field.

<Dn> Is the 64-bit name of the first SIMD&FP source register, encoded in the "N:Vn" field.

<Dm> Is the 64-bit name of the second SIMD&FP source register, encoded in the "M:Vm" field.

<Sd> Is the 32-bit name of the SIMD&FP destination register, encoded in the "Vd:D" field.

<Sn> Is the 32-bit name of the first SIMD&FP source register, encoded in the "Vn:N" field.

<Sm> Is the 32-bit name of the second SIMD&FP source register, encoded in the "Vm:M" field.

## Operation

```
EncodingSpecificOperations(); CheckAdvSIMDOrVFPEEnabled(TRUE, advsimd);
if advsimd then // Advanced SIMD instruction
    constant FPCR_Type fpcr = StandardFPCR();
    for r = 0 to regs-1
        for e = 0 to elements-1
            constant op1 = Elem[D[n+r], e, esize]; constant op2 = Elem[D[m+r], e, esize];
            if maximum then
                Elem[D[d+r], e, esize] = FPMaxNum(op1, op2, fpcr);
            else
                Elem[D[d+r], e, esize] = FPMinNum(op1, op2, fpcr);
else // VFP instruction
    constant FPCR_Type fpcr = EffectiveFPCR();
    case esize of
        when 16
            if maximum then
                H[d] = FPMaxNum(H[n], H[m], fpcr);
            else
                H[d] = FPMinNum(H[n], H[m], fpcr);
        when 32
            if maximum then
                S[d] = FPMaxNum(S[n], S[m], fpcr);
            else
                S[d] = FPMinNum(S[n], S[m], fpcr);
        when 64
            if maximum then
                D[d] = FPMaxNum(D[n], D[m], fpcr);
            else
                D[d] = FPMinNum(D[n], D[m], fpcr);
```

Internal version only: isa v01\_31, pseudocode v2024-03\_rel ; Build timestamp: 2024-03-25T10:05

Copyright © 2010-2024 Arm Limited or its affiliates. All rights reserved. This document is Non-Confidential.

## VMLA (by scalar)

Vector Multiply Accumulate multiplies elements of a vector by a scalar, and adds the products to corresponding elements of the destination vector.

For more information about scalars see [Advanced SIMD scalars](#).

Depending on settings in the [CPACR](#), [NSACR](#), and [HCPTR](#) registers, and the Security state and PE mode in which the instruction is executed, an attempt to execute the instruction might be UNDEFINED, or trapped to Hyp mode. For more information see [Enabling Advanced SIMD and floating-point support](#).

It has encodings from the following instruction sets: A32 ( [A1](#) ) and T32 ( [T1](#) ).

### A1

31	30	29	28	27	26	25	24	23	22	21	20	19	18	17	16	15	14	13	12	11	10	9	8	7	6	5	4	3	2	1	0
1	1	1	1	0	0	1	Q	1	D	!= 11	Vn				Vd				0		0	0	F	N	1	M	0	Vm			
size											op																				

### 64-bit SIMD vector (Q == 0)

VMLA{<c>}{<q>}.<dt> <Dd>, <Dn>, <Dm[x]>

### 128-bit SIMD vector (Q == 1)

VMLA{<c>}{<q>}.<dt> <Qd>, <Qn>, <Dm[x]>

```
if size == '11' then SEE "Related encodings";
if size == '00' || (F == '1' && size == '01' && !IsFeatureImplemented(FEAT_FP16)) then
    UNDEFINED;
if Q == '1' && (Vd<0> == '1' || Vn<0> == '1') then UNDEFINED;
constant unsigned = FALSE; // "Don't care" value: TRUE produces same functionality
constant add = (op == '0'); constant floating_point = (F == '1');
constant long_destination = FALSE;
constant d = UInt(D:Vd); constant n = UInt(N:Vn); constant regs = if Q == '0' then 1 else 2;
constant integer esize = 8 << UInt(size);
constant integer elements = 64 DIV esize;
integer m;
integer index;
if size == '01' then m = UInt(Vm<2:0>); index = UInt(M:Vm<3>);
if size == '10' then m = UInt(Vm); index = UInt(M);
```

### T1

15	14	13	12	11	10	9	8	7	6	5	4	3	2	1	0	15	14	13	12	11	10	9	8	7	6	5	4	3	2	1	0
1	1	1	Q	1	1	1	1	1	D	!= 11	Vn				Vd				0	0	0	F	N	1	M	0	Vm				
size															op																

64-bit SIMD vector (Q == 0)

```
VMLA{<c>}{<q>}.<dt> <Dd>, <Dn>, <Dm[x]>
```

128-bit SIMD vector (Q == 1)

```
VMLA{<c>}{<q>}.<dt> <Qd>, <Qn>, <Dm[x]>
```

```
if size == '11' then SEE "Related encodings";
if size == '00' || (F == '1' && size == '01' && !IsFeatureImplemented(FEAT_FP16)) then
    UNDEFINED;
if F == '1' && size == '01' && InITBlock() then UNPREDICTABLE;
if Q == '1' && (Vd<0> == '1' || Vn<0> == '1') then UNDEFINED;
constant unsigned = FALSE; // "Don't care" value: TRUE produces same functionality
constant add = (op == '0'); constant floating_point = (F == '1');
constant long_destination = FALSE;
constant d = UInt(D:Vd); constant n = UInt(N:Vn); constant regs = if Q == '0' then 1 else 2;
constant integer esize = 8 << UInt(size);
constant integer elements = 64 DIV esize;
integer m;
integer index;
if size == '01' then m = UInt(Vm<2:0>); index = UInt(M:Vm<3>);
if size == '10' then m = UInt(Vm); index = UInt(M);
```

CONSTRAINED UNPREDICTABLE behavior

If F == '1' && size == '01' && InITBlock(), then one of the following behaviors must occur:

- The instruction is UNDEFINED.
- The instruction executes as if it passes the Condition code check.
- The instruction executes as NOP. This means it behaves as if it fails the Condition code check.

Related encodings: See *Advanced SIMD data-processing* for the T32 instruction set, or *Advanced SIMD data-processing* for the A32 instruction set.

Assembler Symbols

<c> For encoding A1: see *Standard assembler syntax fields*. This encoding must be unconditional.  
For encoding T1: see *Standard assembler syntax fields*.

<q> See *Standard assembler syntax fields*.

<dt> Is the data type for the scalar and the elements of the operand vector, encoded in “F:size”:

F	size	<dt>
0	01	I16
0	10	I32
1	01	F16
1	10	F32

<Qd> Is the 128-bit name of the SIMD&FP register holding the accumulate vector, encoded in the "D:Vd" field as <Qd>\*2.

<Qn> Is the 128-bit name of the first SIMD&FP source register, encoded in the "N:Vn" field as <Qn>\*2.

<Dd> Is the 64-bit name of the SIMD&FP register holding the accumulate vector, encoded in the "D:Vd" field.

<Dn> Is the 64-bit name of the first SIMD&FP source register, encoded in the "N:Vn" field.

<Dm[x]> Is the 64-bit name of the second SIMD&FP source register holding the scalar. If <dt> is I16 or F16, Dm is restricted to D0-D7. Dm is encoded in "Vm<2:0>", and x is encoded in "M:Vm<3>". If <dt> is I32 or F32, Dm is restricted to D0-D15. Dm is encoded in "Vm", and x is encoded in "M".



## Operation

```
if ConditionPassed() then
    EncodingSpecificOperations(); CheckAdvSIMDEnabled();
    constant FPCR_Type fpcr = StandardFPCR();
    constant op2 = Elem[Din[m],index,esize]; constant op2val = Int(op2, unsigned);
    for r = 0 to regs-1
        for e = 0 to elements-1
            constant op1 = Elem[Din[n+r],e,esize]; constant op1val = Int(op1, unsigned);
            if floating_point then
                fp_addend = (if add then FPMul(op1,op2,fpcr)
                             else FPNeg(FPMul(op1,op2,fpcr), fpcr));
                Elem[D[d+r],e,esize] = FPAdd(Elem[Din[d+r],e,esize], fp_addend, fpcr);
            else
                constant addend = if add then op1val*op2val else -op1val*op2val;
                if long_destination then
                    Elem[Q[d>>1],e,2*esize] = Elem[Qin[d>>1],e,2*esize] + addend;
                else
                    Elem[D[d+r],e,esize] = Elem[Din[d+r],e,esize] + addend;
```

## Operational information

If CPSR.DIT is 1 and this instruction passes its condition execution check and is operating only on integer vector elements, then the following apply:

- The execution time of this instruction is independent of:
  - The values of the data supplied in any of its registers.
  - The values of the NZCV flags.
- The response of this instruction to asynchronous exceptions does not vary based on:
  - The values of the data supplied in any of its registers.
  - The values of the NZCV flags.

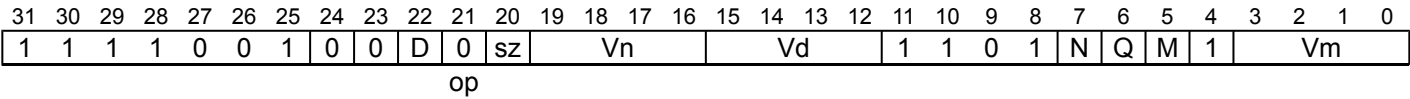
Internal version only: isa v01\_31, pseudocode v2024-03\_rel ; Build timestamp: 2024-03-25T10:05

Copyright © 2010-2024 Arm Limited or its affiliates. All rights reserved. This document is Non-Confidential.

VMLA (floating-point)

Vector Multiply Accumulate multiplies corresponding elements in two vectors, and accumulates the results into the elements of the destination vector. Depending on settings in the *CPACR*, *NSACR*, *HCPTR*, and *FPEXC* registers, and the Security state and PE mode in which the instruction is executed, an attempt to execute the instruction might be UNDEFINED, or trapped to Hyp mode. For more information see *Enabling Advanced SIMD and floating-point support*. It has encodings from the following instruction sets: A32 ( [A1](#) and [A2](#) ) and T32 ( [T1](#) and [T2](#) ) .

A1



64-bit SIMD vector (Q == 0)

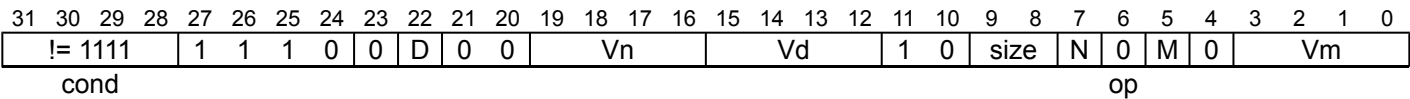
```
VMLA{<c>}{<q>}.<dt> <Dd>, <Dn>, <Dm>
```

128-bit SIMD vector (Q == 1)

```
VMLA{<c>}{<q>}.<dt> <Qd>, <Qn>, <Qm>
```

```
if Q == '1' && (Vd<0> == '1' || Vn<0> == '1' || Vm<0> == '1') then UNDEFINED;
if sz == '1' && !IsFeatureImplemented(FEAT_FP16) then UNDEFINED;
constant advsimd = TRUE; constant add = (op == '0');
constant integer esize = 32 >> UInt(sz);
constant integer elements = 64 DIV esize;
constant d = UInt(D:Vd); constant n = UInt(N:Vn); constant m = UInt(M:Vm);
constant regs = if Q == '0' then 1 else 2;
```

A2



Half-precision scalar (size == 01)  
(FEAT\_FP16)

```
VMLA{<c>}{<q>}.F16 <Sd>, <Sn>, <Sm>
```

Single-precision scalar (size == 10)

```
VMLA{<c>}{<q>}.F32 <Sd>, <Sn>, <Sm>
```

Double-precision scalar (size == 11)

```
VMLA{<c>}{<q>}.F64 <Dd>, <Dn>, <Dm>
```

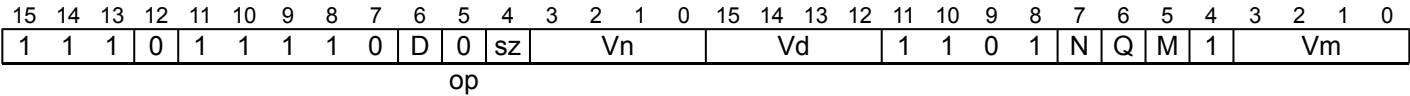
```
if size == '00' || (size == '01' && !IsFeatureImplemented(FEAT_FP16)) then UNDEFINED;
if size == '01' && cond != '1110' then UNPREDICTABLE;
if FPSCR.Len != '000' || FPSCR.Stride != '00' then UNDEFINED;
constant advsimd = FALSE; constant add = (op == '0');
constant integer esize = 8 << UInt(size);
integer d;
integer n;
integer m;
case size of
    when '01' d = UInt(Vd:D); n = UInt(Vn:N); m = UInt(Vm:M);
    when '10' d = UInt(Vd:D); n = UInt(Vn:N); m = UInt(Vm:M);
    when '11' d = UInt(D:Vd); n = UInt(N:Vn); m = UInt(M:Vm);
constant boolean floating_point = boolean UNKNOWN;
constant integer regs = integer UNKNOWN; constant integer elements = integer UNKNOWN;
```

CONSTRAINED UNPREDICTABLE behavior

If size == '01' && cond != '1110', then one of the following behaviors must occur:

- The instruction is UNDEFINED.
- The instruction executes as if it passes the Condition code check.
- The instruction executes as NOP. This means it behaves as if it fails the Condition code check.

T1



64-bit SIMD vector (Q == 0)

```
VMLA{<c>}{<q>}.<dt> <Dd>, <Dn>, <Dm>
```

128-bit SIMD vector (Q == 1)

```
VMLA{<c>}{<q>}.<dt> <Qd>, <Qn>, <Qm>
```

```
if Q == '1' && (Vd<0> == '1' || Vn<0> == '1' || Vm<0> == '1') then UNDEFINED;
if sz == '1' && !IsFeatureImplemented(FEAT_FP16) then UNDEFINED;
if sz == '1' && InITBlock() then UNPREDICTABLE;
constant advsimd = TRUE; constant add = (op == '0');
constant integer esize = 32 >> UInt(sz);
constant integer elements = 64 DIV esize;
constant d = UInt(D:Vd); constant n = UInt(N:Vn); constant m = UInt(M:Vm);
constant regs = if Q == '0' then 1 else 2;
```

CONSTRAINED UNPREDICTABLE behavior

If sz == '1' && InITBlock(), then one of the following behaviors must occur:

- The instruction is UNDEFINED.
- The instruction executes as if it passes the Condition code check.
- The instruction executes as NOP. This means it behaves as if it fails the Condition code check.

## T2

15	14	13	12	11	10	9	8	7	6	5	4	3	2	1	0	15	14	13	12	11	10	9	8	7	6	5	4	3	2	1	0
1	1	1	0	1	1	1	0	0	D	0	0	Vn			Vd			1	0	size		N	0	M	0	Vm					
op																															

### Half-precision scalar (size == 01) (FEAT\_FP16)

VMLA{<c>}{<q>}.F16 <Sd>, <Sn>, <Sm>

### Single-precision scalar (size == 10)

VMLA{<c>}{<q>}.F32 <Sd>, <Sn>, <Sm>

### Double-precision scalar (size == 11)

VMLA{<c>}{<q>}.F64 <Dd>, <Dn>, <Dm>

```
if size == '00' || (size == '01' && !IsFeatureImplemented(FEAT_FP16)) then UNDEFINED;
if size == '01' && InITBlock() then UNPREDICTABLE;
if FPSCR.Len != '000' || FPSCR.Stride != '00' then UNDEFINED;
constant advsimd = FALSE; constant add = (op == '0');
constant integer esize = 8 << UInt(size);
integer d;
integer n;
integer m;
case size of
  when '01' d = UInt(Vd:D); n = UInt(Vn:N); m = UInt(Vm:M);
  when '10' d = UInt(Vd:D); n = UInt(Vn:N); m = UInt(Vm:M);
  when '11' d = UInt(D:Vd); n = UInt(N:Vn); m = UInt(M:Vm);
constant boolean floating_point = boolean UNKNOWN;
constant integer regs = integer UNKNOWN; constant integer elements = integer UNKNOWN;
```

## CONSTRAINED UNPREDICTABLE behavior

If `size == '01' && InITBlock()`, then one of the following behaviors must occur:

- The instruction is UNDEFINED.
- The instruction executes as if it passes the Condition code check.
- The instruction executes as NOP. This means it behaves as if it fails the Condition code check.

## Assembler Symbols

<c> For encoding A1: see [Standard assembler syntax fields](#). This encoding must be unconditional.

For encoding A2, T1 and T2: see [Standard assembler syntax fields](#).

<q> See [Standard assembler syntax fields](#).

<dt> Is the data type for the elements of the vectors, encoded in “sz”:

sz	<dt>
0	F32
1	F16

<Qd> Is the 128-bit name of the SIMD&FP destination register, encoded in the “D:Vd” field as <Qd>\*2.

<Qn> Is the 128-bit name of the first SIMD&FP source register, encoded in the “N:Vn” field as <Qn>\*2.

<Qm> Is the 128-bit name of the second SIMD&FP source register, encoded in the “M:Vm” field as <Qm>\*2.

<Dd>	Is the 64-bit name of the SIMD&FP destination register, encoded in the "D:Vd" field.
<Dn>	Is the 64-bit name of the first SIMD&FP source register, encoded in the "N:Vn" field.
<Dm>	Is the 64-bit name of the second SIMD&FP source register, encoded in the "M:Vm" field.
<Sd>	Is the 32-bit name of the SIMD&FP destination register, encoded in the "Vd:D" field.
<Sn>	Is the 32-bit name of the first SIMD&FP source register, encoded in the "Vn:N" field.
<Sm>	Is the 32-bit name of the second SIMD&FP source register, encoded in the "Vm:M" field.

## Operation

```

if ConditionPassed() then
    EncodingSpecificOperations(); CheckAdvSIMDOrVFPEEnabled(TRUE, advsimd);
    if advsimd then // Advanced SIMD instruction
        constant FPCR_Type fpcr = StandardFPCR();
        for r = 0 to regs-1
            for e = 0 to elements-1
                addend = FPMul(Elem[D[n+r],e,esize], Elem[D[m+r],e,esize], fpcr);
                if !add then addend = FPNeg(addend, fpcr);
                Elem[D[d+r],e,esize] = FPAdd(Elem[D[d+r],e,esize], addend, fpcr);
    else // VFP instruction
        constant FPCR_Type fpcr = EffectiveFPCR();
        case esize of
            when 16
                addend16 = FPMul(H[n], H[m], fpcr);
                if !add then addend16 = FPNeg(addend16, fpcr);
                H[d] = FPAdd(H[d], addend16, fpcr);
            when 32
                addend32 = FPMul(S[n], S[m], fpcr);
                if !add then addend32 = FPNeg(addend32, fpcr);
                S[d] = FPAdd(S[d], addend32, fpcr);
            when 64
                addend64 = FPMul(D[n], D[m], fpcr);
                if !add then addend64 = FPNeg(addend64, fpcr);
                D[d] = FPAdd(D[d], addend64, fpcr);

```

Internal version only: isa v01\_31, pseudocode v2024-03\_rel ; Build timestamp: 2024-03-25T10:05

Copyright © 2010-2024 Arm Limited or its affiliates. All rights reserved. This document is Non-Confidential.

# VMLA (integer)

Vector Multiply Accumulate multiplies corresponding elements in two vectors, and adds the products to the corresponding elements of the destination vector.

Depending on settings in the *CPACR*, *NSACR*, and *HCPTR* registers, and the Security state and PE mode in which the instruction is executed, an attempt to execute the instruction might be UNDEFINED, or trapped to Hyp mode. For more information see *Enabling Advanced SIMD and floating-point support*.

It has encodings from the following instruction sets: A32 ( [A1](#) ) and T32 ( [T1](#) ).

## A1

31	30	29	28	27	26	25	24	23	22	21	20	19	18	17	16	15	14	13	12	11	10	9	8	7	6	5	4	3	2	1	0
1	1	1	1	0	0	1	0	0	D	size	Vn			Vd			1 0 0 1			N	Q	M	0	Vm							
op																															

### 64-bit SIMD vector (Q == 0)

VMLA{<c>}{<q>}.<dt> <Dd>, <Dn>, <Dm>

### 128-bit SIMD vector (Q == 1)

VMLA{<c>}{<q>}.<dt> <Qd>, <Qn>, <Qm>

```
if size == '11' then UNDEFINED;
if Q == '1' && (Vd<0> == '1' || Vn<0> == '1' || Vm<0> == '1') then UNDEFINED;
constant add = (op == '0'); constant long_destination = FALSE;
constant unsigned = FALSE; // "Don't care" value: TRUE produces same functionality
constant esize = 8 << UInt(size); constant elements = 64 DIV esize;
constant d = UInt(D:Vd); constant n = UInt(N:Vn); constant m = UInt(M:Vm);
constant regs = if Q == '0' then 1 else 2;
```

## T1

15	14	13	12	11	10	9	8	7	6	5	4	3	2	1	0	15	14	13	12	11	10	9	8	7	6	5	4	3	2	1	0
1	1	1	0	1	1	1	1	0	D	size	Vn				Vd				1	0	0	1	N	Q	M	0	Vm				
op																															

### 64-bit SIMD vector (Q == 0)

VMLA{<c>}{<q>}.<dt> <Dd>, <Dn>, <Dm>

### 128-bit SIMD vector (Q == 1)

VMLA{<c>}{<q>}.<dt> <Qd>, <Qn>, <Qm>

```
if size == '11' then UNDEFINED;
if Q == '1' && (Vd<0> == '1' || Vn<0> == '1' || Vm<0> == '1') then UNDEFINED;
constant add = (op == '0'); constant long_destination = FALSE;
constant unsigned = FALSE; // "Don't care" value: TRUE produces same functionality
constant esize = 8 << UInt(size); constant elements = 64 DIV esize;
constant d = UInt(D:Vd); constant n = UInt(N:Vn); constant m = UInt(M:Vm);
constant regs = if Q == '0' then 1 else 2;
```

## Assembler Symbols

- <c> For encoding A1: see *Standard assembler syntax fields*. This encoding must be unconditional.  
For encoding T1: see *Standard assembler syntax fields*.
- <q> See *Standard assembler syntax fields*.

<dt> Is the data type for the elements of the operands, encoded in “size”:

size	<dt>
00	I8
01	I16
10	I32

- <Qd> Is the 128-bit name of the SIMD&FP destination register, encoded in the "D:Vd" field as <Qd>\*2.
- <Qn> Is the 128-bit name of the first SIMD&FP source register, encoded in the "N:Vn" field as <Qn>\*2.
- <Qm> Is the 128-bit name of the second SIMD&FP source register, encoded in the "M:Vm" field as <Qm>\*2.
- <Dd> Is the 64-bit name of the SIMD&FP destination register, encoded in the "D:Vd" field.
- <Dn> Is the 64-bit name of the first SIMD&FP source register, encoded in the "N:Vn" field.
- <Dm> Is the 64-bit name of the second SIMD&FP source register, encoded in the "M:Vm" field.

Operation

```
if ConditionPassed() then
    EncodingSpecificOperations();    CheckAdvSIMDEnabled();
    for r = 0 to regs-1
        for e = 0 to elements-1
            constant product = (Int(Elem[Din[n+r],e,esize],unsigned) *
                                Int(Elem[Din[m+r],e,esize],unsigned));
            constant addend = if add then product else -product;
            if long_destination then
                Elem[Q[d>>1],e,2*esize] = Elem[Qin[d>>1],e,2*esize] + addend;
            else
                Elem[D[d+r],e,esize] = Elem[Din[d+r],e,esize] + addend;
```

Operational information

- If CPSR.DIT is 1 and this instruction passes its condition execution check:
- The execution time of this instruction is independent of:
    - The values of the data supplied in any of its registers.
    - The values of the NZCV flags.
  - The response of this instruction to asynchronous exceptions does not vary based on:
    - The values of the data supplied in any of its registers.
    - The values of the NZCV flags.

## VMLAL (by scalar)

Vector Multiply Accumulate Long multiplies elements of a vector by a scalar, and adds the products to corresponding elements of the destination vector. The destination vector elements are twice as long as the elements that are multiplied.

For more information about scalars see [Advanced SIMD scalars](#).

Depending on settings in the [CPACR](#), [NSACR](#), and [HCPTR](#) registers, and the Security state and PE mode in which the instruction is executed, an attempt to execute the instruction might be UNDEFINED, or trapped to Hyp mode. For more information see [Enabling Advanced SIMD and floating-point support](#).

It has encodings from the following instruction sets: A32 ([A1](#)) and T32 ([T1](#)).

### A1

31	30	29	28	27	26	25	24	23	22	21	20	19	18	17	16	15	14	13	12	11	10	9	8	7	6	5	4	3	2	1	0
1	1	1	1	0	0	1	U	1	D	!= 11	Vn					Vd					0	0	1	0	N	1	M	0	Vm		
size												op																			

### A1

```
VMLAL{<c>}{<q>}.<dt> <Qd>, <Dn>, <Dm[x]>
```

```
if size == '11' then SEE "Related encodings";
if size == '00' || Vd<0> == '1' then UNDEFINED;
constant unsigned = (U == '1'); constant add = (op == '0'); constant floating_point = FALSE;
constant long_destination = TRUE;
constant d = UInt(D:Vd); constant n = UInt(N:Vn); constant regs = 1;
constant integer esize = 8 << UInt(size);
constant integer elements = 64 DIV esize;
integer m;
integer index;
if size == '01' then m = UInt(Vm<2:0>); index = UInt(M:Vm<3>);
if size == '10' then m = UInt(Vm); index = UInt(M);
```

### T1

15	14	13	12	11	10	9	8	7	6	5	4	3	2	1	0	15	14	13	12	11	10	9	8	7	6	5	4	3	2	1	0
1	1	1	U	1	1	1	1	1	D	!= 11	Vn				Vd				0	0	1	0	N	1	M	0	Vm				
size												op																			

### T1

```
VMLAL{<c>}{<q>}.<dt> <Qd>, <Dn>, <Dm[x]>
```

```
if size == '11' then SEE "Related encodings";
if size == '00' || Vd<0> == '1' then UNDEFINED;
constant unsigned = (U == '1'); constant add = (op == '0'); constant floating_point = FALSE;
constant long_destination = TRUE;
constant d = UInt(D:Vd); constant n = UInt(N:Vn); constant regs = 1;
constant integer esize = 8 << UInt(size);
constant integer elements = 64 DIV esize;
integer m;
integer index;
if size == '01' then m = UInt(Vm<2:0>); index = UInt(M:Vm<3>);
if size == '10' then m = UInt(Vm); index = UInt(M);
```

Related encodings: See [Advanced SIMD data-processing](#) for the T32 instruction set, or [Advanced SIMD data-processing](#) for the A32 instruction set.

## Assembler Symbols

- <c> For encoding A1: see [Standard assembler syntax fields](#). This encoding must be unconditional.  
For encoding T1: see [Standard assembler syntax fields](#).
- <q> See [Standard assembler syntax fields](#).



<dt> Is the data type for the scalar and the elements of the operand vector, encoded in "U:size":

U	size	<dt>
0	01	S16
0	10	S32
1	01	U16
1	10	U32

<Qd> Is the 128-bit name of the SIMD&FP register holding the accumulate vector, encoded in the "D:Vd" field as <Qd>\*2.

<Dn> Is the 64-bit name of the first SIMD&FP source register, encoded in the "N:Vn" field.

<Dm[x]> Is the 64-bit name of the second SIMD&FP source register holding the scalar. If <dt> is S16 or U16, Dm is restricted to D0-D7. Dm is encoded in "Vm<2:0>", and x is encoded in "M:Vm<3>". If <dt> is S32 or U32, Dm is restricted to D0-D15. Dm is encoded in "Vm", and x is encoded in "M".

## Operation

```
if ConditionPassed() then
    EncodingSpecificOperations(); CheckAdvSIMDEnabled();
    constant FPCR_Type fpcr = StandardFPCR();
    constant op2 = Elem[Din[m],index,esize]; constant op2val = Int(op2, unsigned);
    for r = 0 to regs-1
        for e = 0 to elements-1
            constant op1 = Elem[Din[n+r],e,esize]; constant op1val = Int(op1, unsigned);
            if floating_point then
                fp_addend = (if add then FPMul(op1,op2,fpcr)
                    else FPNeg(FPMul(op1,op2,fpcr), fpcr));
                Elem[D[d+r],e,esize] = FPAdd(Elem[Din[d+r],e,esize], fp_addend, fpcr);
            else
                constant addend = if add then op1val*op2val else -op1val*op2val;
                if long_destination then
                    Elem[Q[d>>1],e,2*esize] = Elem[Qin[d>>1],e,2*esize] + addend;
                else
                    Elem[D[d+r],e,esize] = Elem[Din[d+r],e,esize] + addend;
```

## Operational information

If CPSR.DIT is 1 and this instruction passes its condition execution check:

- The execution time of this instruction is independent of:
  - The values of the data supplied in any of its registers.
  - The values of the NZCV flags.
- The response of this instruction to asynchronous exceptions does not vary based on:
  - The values of the data supplied in any of its registers.
  - The values of the NZCV flags.

Internal version only: isa v01\_31, pseudocode v2024-03\_rel ; Build timestamp: 2024-03-25T10:05

Copyright © 2010-2024 Arm Limited or its affiliates. All rights reserved. This document is Non-Confidential.

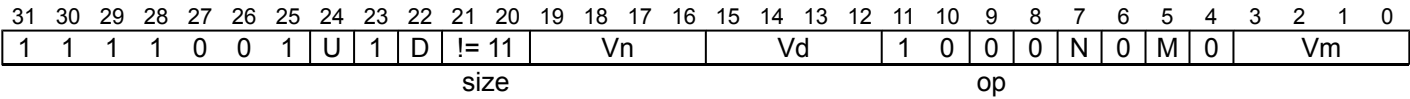
VMLAL (integer)

Vector Multiply Accumulate Long multiplies corresponding elements in two vectors, and add the products to the corresponding element of the destination vector. The destination vector element is twice as long as the elements that are multiplied.

Depending on settings in the *CPACR*, *NSACR*, and *HCPTR* registers, and the Security state and PE mode in which the instruction is executed, an attempt to execute the instruction might be UNDEFINED, or trapped to Hyp mode. For more information see *Enabling Advanced SIMD and floating-point support*.

It has encodings from the following instruction sets: A32 ( [A1](#) ) and T32 ( [T1](#) ).

A1

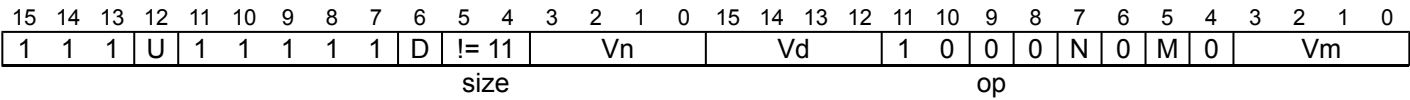


A1

```
VMLAL{<c>}{<q>}.<dt> <Qd>, <Dn>, <Dm>

if size == '11' then SEE "Related encodings";
if Vd<0> == '1' then UNDEFINED;
constant add = (op == '0');  constant long_destination = TRUE;  constant unsigned = (U == '1');
constant esize = 8 << UInt(size);  constant elements = 64 DIV esize;
constant d = UInt(D:Vd);  constant n = UInt(N:Vn);  constant m = UInt(M:Vm);  constant regs = 1;
```

T1



T1

```
VMLAL{<c>}{<q>}.<dt> <Qd>, <Dn>, <Dm>

if size == '11' then SEE "Related encodings";
if Vd<0> == '1' then UNDEFINED;
constant add = (op == '0');  constant long_destination = TRUE;  constant unsigned = (U == '1');
constant esize = 8 << UInt(size);  constant elements = 64 DIV esize;
constant d = UInt(D:Vd);  constant n = UInt(N:Vn);  constant m = UInt(M:Vm);  constant regs = 1;
```

Related encodings: See *Advanced SIMD data-processing* for the T32 instruction set, or *Advanced SIMD data-processing* for the A32 instruction set.

Assembler Symbols

- <c> For encoding A1: see *Standard assembler syntax fields*. This encoding must be unconditional.  
For encoding T1: see *Standard assembler syntax fields*.
- <q> See *Standard assembler syntax fields*.
- <dt> Is the data type for the elements of the operands, encoded in “U:size”:

U	size	<dt>
0	00	S8
0	01	S16
0	10	S32
1	00	U8
1	01	U16
1	10	U32

- <Qd> Is the 128-bit name of the SIMD&FP destination register, encoded in the "D:Vd" field as <Qd>\*2.

<Dn> Is the 64-bit name of the first SIMD&FP source register, encoded in the "N:Vn" field.

<Dm> Is the 64-bit name of the second SIMD&FP source register, encoded in the "M:Vm" field.

## Operation

```

if ConditionPassed() then
    EncodingSpecificOperations(); CheckAdvSIMDEnabled();
    for r = 0 to regs-1
        for e = 0 to elements-1
            constant product = (Int(Elem[Din[n+r],e,esize],unsigned) *
                                Int(Elem[Din[m+r],e,esize],unsigned));
            constant addend = if add then product else -product;
            if long_destination then
                Elem[Q[d>>1],e,2*esize] = Elem[Qin[d>>1],e,2*esize] + addend;
            else
                Elem[D[d+r],e,esize] = Elem[Din[d+r],e,esize] + addend;

```

## Operational information

If CPSR.DIT is 1 and this instruction passes its condition execution check:

- The execution time of this instruction is independent of:
  - The values of the data supplied in any of its registers.
  - The values of the NZCV flags.
- The response of this instruction to asynchronous exceptions does not vary based on:
  - The values of the data supplied in any of its registers.
  - The values of the NZCV flags.

Internal version only: isa v01\_31, pseudocode v2024-03\_rel ; Build timestamp: 2024-03-25T10:05

Copyright © 2010-2024 Arm Limited or its affiliates. All rights reserved. This document is Non-Confidential.

## VMLS (by scalar)

Vector Multiply Subtract multiplies elements of a vector by a scalar, and either subtracts the products from corresponding elements of the destination vector.

For more information about scalars see [Advanced SIMD scalars](#).

Depending on settings in the [CPACR](#), [NSACR](#), and [HCPTR](#) registers, and the Security state and PE mode in which the instruction is executed, an attempt to execute the instruction might be UNDEFINED, or trapped to Hyp mode. For more information see [Enabling Advanced SIMD and floating-point support](#).

It has encodings from the following instruction sets: A32 ( [A1](#) ) and T32 ( [T1](#) ).

### A1

31	30	29	28	27	26	25	24	23	22	21	20	19	18	17	16	15	14	13	12	11	10	9	8	7	6	5	4	3	2	1	0
1	1	1	1	0	0	1	Q	1	D	!= 11	Vn				Vd				0	1	0	F	N	1	M	0	Vm				
size											op																				

#### 64-bit SIMD vector (Q == 0)

```
VMLS{<c>}{<q>}.<dt> <Dd>, <Dn>, <Dm[x]>
```

#### 128-bit SIMD vector (Q == 1)

```
VMLS{<c>}{<q>}.<dt> <Qd>, <Qn>, <Dm[x]>
```

```
if size == '11' then SEE "Related encodings";
if size == '00' || (F == '1' && size == '01' && !IsFeatureImplemented(FEAT_FP16)) then
    UNDEFINED;
if Q == '1' && (Vd<0> == '1' || Vn<0> == '1') then UNDEFINED;
constant unsigned = FALSE; // "Don't care" value: TRUE produces same functionality
constant add = (op == '0'); constant floating_point = (F == '1');
constant long_destination = FALSE;
constant d = UInt(D:Vd); constant n = UInt(N:Vn); constant regs = if Q == '0' then 1 else 2;
constant integer_esize = 8 << UInt(size);
constant integer_elements = 64 DIV esize;
integer m;
integer index;
if size == '01' then m = UInt(Vm<2:0>); index = UInt(M:Vm<3>);
if size == '10' then m = UInt(Vm); index = UInt(M);
```

### T1

15	14	13	12	11	10	9	8	7	6	5	4	3	2	1	0	15	14	13	12	11	10	9	8	7	6	5	4	3	2	1	0
1	1	1	Q	1	1	1	1	1	D	!= 11	Vn				Vd				0	1	0	F	N	1	M	0	Vm				
size											op																				

64-bit SIMD vector (Q == 0)

```
VMLS{<c>}{<q>}.<dt> <Dd>, <Dn>, <Dm[x]>
```

128-bit SIMD vector (Q == 1)

```
VMLS{<c>}{<q>}.<dt> <Qd>, <Qn>, <Dm[x]>
```

```
if size == '11' then SEE "Related encodings";
if size == '00' || (F == '1' && size == '01' && !IsFeatureImplemented(FEAT_FP16)) then
    UNDEFINED;
if F == '1' && size == '01' && InITBlock() then UNPREDICTABLE;
if Q == '1' && (Vd<0> == '1' || Vn<0> == '1') then UNDEFINED;
constant unsigned = FALSE; // "Don't care" value: TRUE produces same functionality
constant add = (op == '0'); constant floating_point = (F == '1');
constant long_destination = FALSE;
constant d = UInt(D:Vd); constant n = UInt(N:Vn); constant regs = if Q == '0' then 1 else 2;
constant integer esize = 8 << UInt(size);
constant integer elements = 64 DIV esize;
integer m;
integer index;
if size == '01' then m = UInt(Vm<2:0>); index = UInt(M:Vm<3>);
if size == '10' then m = UInt(Vm); index = UInt(M);
```

CONSTRAINED UNPREDICTABLE behavior

If `F == '1' && size == '01' && InITBlock()`, then one of the following behaviors must occur:

- The instruction is UNDEFINED.
- The instruction executes as if it passes the Condition code check.
- The instruction executes as NOP. This means it behaves as if it fails the Condition code check.

Related encodings: See [Advanced SIMD data-processing](#) for the T32 instruction set, or [Advanced SIMD data-processing](#) for the A32 instruction set.

Assembler Symbols

- <c> For encoding A1: see [Standard assembler syntax fields](#). This encoding must be unconditional.  
For encoding T1: see [Standard assembler syntax fields](#).
- <q> See [Standard assembler syntax fields](#).
- <dt> Is the data type for the scalar and the elements of the operand vector, encoded in “F:size”:
- | F | size | <dt> |
|---|------|------|
| 0 | 01   | I16  |
| 0 | 10   | I32  |
| 1 | 01   | F16  |
| 1 | 10   | F32  |
- <Qd> Is the 128-bit name of the SIMD&FP register holding the accumulate vector, encoded in the "D:Vd" field as <Qd>\*2.
- <Qn> Is the 128-bit name of the first SIMD&FP source register, encoded in the "N:Vn" field as <Qn>\*2.
- <Dd> Is the 64-bit name of the SIMD&FP register holding the accumulate vector, encoded in the "D:Vd" field.
- <Dn> Is the 64-bit name of the first SIMD&FP source register, encoded in the "N:Vn" field.
- <Dm[x]> Is the 64-bit name of the second SIMD&FP source register holding the scalar. If <dt> is I16 or F16, Dm is restricted to D0-D7. Dm is encoded in "Vm<2:0>", and x is encoded in "M:Vm<3>". If <dt> is I32 or F32, Dm is restricted to D0-D15. Dm is encoded in "Vm", and x is encoded in "M".

## Operation

```
if ConditionPassed() then
    EncodingSpecificOperations(); CheckAdvSIMDEnabled();
    constant FPCR_Type fpcr = StandardFPCR();
    constant op2 = Elem[Din[m],index,esize]; constant op2val = Int(op2, unsigned);
    for r = 0 to regs-1
        for e = 0 to elements-1
            constant op1 = Elem[Din[n+r],e,esize]; constant op1val = Int(op1, unsigned);
            if floating_point then
                fp_addend = (if add then FPMul(op1,op2,fpcr)
                             else FPNeg(FPMul(op1,op2,fpcr), fpcr));
                Elem[D[d+r],e,esize] = FPAdd(Elem[Din[d+r],e,esize], fp_addend, fpcr);
            else
                constant addend = if add then op1val*op2val else -op1val*op2val;
                if long_destination then
                    Elem[Q[d>>1],e,2*esize] = Elem[Qin[d>>1],e,2*esize] + addend;
                else
                    Elem[D[d+r],e,esize] = Elem[Din[d+r],e,esize] + addend;
```

## Operational information

If CPSR.DIT is 1 and this instruction passes its condition execution check and is operating only on integer vector elements, then the following apply:

- The execution time of this instruction is independent of:
  - The values of the data supplied in any of its registers.
  - The values of the NZCV flags.
- The response of this instruction to asynchronous exceptions does not vary based on:
  - The values of the data supplied in any of its registers.
  - The values of the NZCV flags.

Internal version only: isa v01\_31, pseudocode v2024-03\_rel ; Build timestamp: 2024-03-25T10:05

Copyright © 2010-2024 Arm Limited or its affiliates. All rights reserved. This document is Non-Confidential.

# VMLS (floating-point)

Vector Multiply Subtract multiplies corresponding elements in two vectors, subtracts the products from corresponding elements of the destination vector, and places the results in the destination vector.

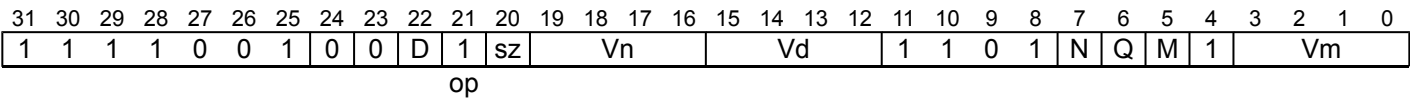
**Note**

Arm recommends that software does not use the VMLS instruction in the Round towards Plus Infinity and Round towards Minus Infinity rounding modes, because the rounding of the product and of the sum can change the result of the instruction in opposite directions, defeating the purpose of these rounding modes.

Depending on settings in the CPACR, NSACR, HCPTR, and FPEXC registers, and the Security state and PE mode in which the instruction is executed, an attempt to execute the instruction might be UNDEFINED, or trapped to Hyp mode. For more information see Enabling Advanced SIMD and floating-point support.

It has encodings from the following instruction sets: A32 (A1 and A2) and T32 (T1 and T2).

## A1



### 64-bit SIMD vector (Q == 0)

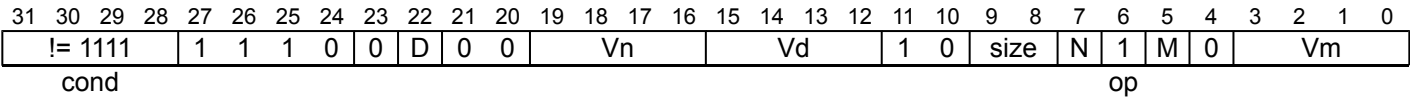
VMLS{<c>}{<q>}.<dt> <Dd>, <Dn>, <Dm>

### 128-bit SIMD vector (Q == 1)

VMLS{<c>}{<q>}.<dt> <Qd>, <Qn>, <Qm>

```
if Q == '1' && (Vd<0> == '1' || Vn<0> == '1' || Vm<0> == '1') then UNDEFINED;
if sz == '1' && !IsFeatureImplemented(FEAT_FP16) then UNDEFINED;
constant advsimd = TRUE; constant add = (op == '0');
constant integer esize = 32 >> UInt(sz);
constant integer elements = 64 DIV esize;
constant d = UInt(D:Vd); constant n = UInt(N:Vn); constant m = UInt(M:Vm);
constant regs = if Q == '0' then 1 else 2;
```

## A2



Half-precision scalar (size == 01)  
(FEAT\_FP16)

```
VMLS{<c>}{<q>}.F16 <Sd>, <Sn>, <Sm>
```

Single-precision scalar (size == 10)

```
VMLS{<c>}{<q>}.F32 <Sd>, <Sn>, <Sm>
```

Double-precision scalar (size == 11)

```
VMLS{<c>}{<q>}.F64 <Dd>, <Dn>, <Dm>
```

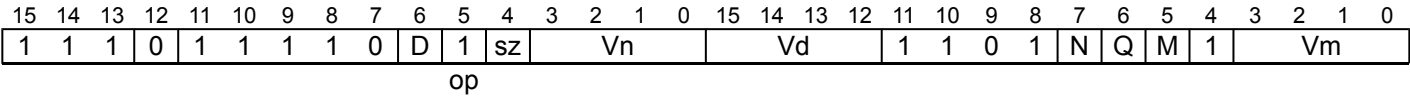
```
if size == '00' || (size == '01' && !IsFeatureImplemented(FEAT_FP16)) then UNDEFINED;
if size == '01' && cond != '1110' then UNPREDICTABLE;
if FPSCR.Len != '000' || FPSCR.Stride != '00' then UNDEFINED;
constant advsimd = FALSE; constant add = (op == '0');
constant integer esize = 8 << UInt(size);
integer d;
integer n;
integer m;
case size of
    when '01' d = UInt(Vd:D); n = UInt(Vn:N); m = UInt(Vm:M);
    when '10' d = UInt(Vd:D); n = UInt(Vn:N); m = UInt(Vm:M);
    when '11' d = UInt(D:Vd); n = UInt(N:Vn); m = UInt(M:Vm);
constant boolean floating_point = boolean UNKNOWN;
constant integer regs = integer UNKNOWN; constant integer elements = integer UNKNOWN;
```

CONSTRAINED UNPREDICTABLE behavior

If size == '01' && cond != '1110', then one of the following behaviors must occur:

- The instruction is UNDEFINED.
- The instruction executes as if it passes the Condition code check.
- The instruction executes as NOP. This means it behaves as if it fails the Condition code check.

T1



64-bit SIMD vector (Q == 0)

```
VMLS{<c>}{<q>}.<dt> <Dd>, <Dn>, <Dm>
```

128-bit SIMD vector (Q == 1)

```
VMLS{<c>}{<q>}.<dt> <Qd>, <Qn>, <Qm>
```

```
if Q == '1' && (Vd<0> == '1' || Vn<0> == '1' || Vm<0> == '1') then UNDEFINED;
if sz == '1' && !IsFeatureImplemented(FEAT_FP16) then UNDEFINED;
if sz == '1' && InITBlock() then UNPREDICTABLE;
constant advsimd = TRUE; constant add = (op == '0');
constant integer esize = 32 >> UInt(sz);
constant integer elements = 64 DIV esize;
constant d = UInt(D:Vd); constant n = UInt(N:Vn); constant m = UInt(M:Vm);
constant regs = if Q == '0' then 1 else 2;
```

CONSTRAINED UNPREDICTABLE behavior

If sz == '1' && InITBlock(), then one of the following behaviors must occur:



- The instruction is UNDEFINED.
- The instruction executes as if it passes the Condition code check.
- The instruction executes as NOP. This means it behaves as if it fails the Condition code check.

## T2

15	14	13	12	11	10	9	8	7	6	5	4	3	2	1	0	15	14	13	12	11	10	9	8	7	6	5	4	3	2	1	0
1	1	1	0	1	1	1	0	0	D	0	0	Vn			Vd			1	0	size		N	1	M	0	Vm					
op																															

### Half-precision scalar (size == 01) (FEAT\_FP16)

VMLS{<c>}{<q>}.F16 <Sd>, <Sn>, <Sm>

### Single-precision scalar (size == 10)

VMLS{<c>}{<q>}.F32 <Sd>, <Sn>, <Sm>

### Double-precision scalar (size == 11)

VMLS{<c>}{<q>}.F64 <Dd>, <Dn>, <Dm>

```
if size == '00' || (size == '01' && !IsFeatureImplemented(FEAT_FP16)) then UNDEFINED;
if size == '01' && InITBlock() then UNPREDICTABLE;
if FPSCR.Len != '000' || FPSCR.Stride != '00' then UNDEFINED;
constant advsimd = FALSE; constant add = (op == '0');
constant integer esize = 8 << UInt(size);
integer d;
integer n;
integer m;
case size of
  when '01' d = UInt(Vd:D); n = UInt(Vn:N); m = UInt(Vm:M);
  when '10' d = UInt(Vd:D); n = UInt(Vn:N); m = UInt(Vm:M);
  when '11' d = UInt(D:Vd); n = UInt(N:Vn); m = UInt(M:Vm);
constant boolean floating_point = boolean UNKNOWN;
constant integer regs = integer UNKNOWN; constant integer elements = integer UNKNOWN;
```

## CONSTRAINED UNPREDICTABLE behavior

If `size == '01' && InITBlock()`, then one of the following behaviors must occur:

- The instruction is UNDEFINED.
- The instruction executes as if it passes the Condition code check.
- The instruction executes as NOP. This means it behaves as if it fails the Condition code check.

## Assembler Symbols

<c> For encoding A1: see [Standard assembler syntax fields](#). This encoding must be unconditional.

For encoding A2, T1 and T2: see [Standard assembler syntax fields](#).

<q> See [Standard assembler syntax fields](#).

<dt> Is the data type for the elements of the vectors, encoded in “sz”:

sz	<dt>
0	F32
1	F16

<Qd> Is the 128-bit name of the SIMD&FP destination register, encoded in the “D:Vd” field as <Qd>\*2.

<Qn> Is the 128-bit name of the first SIMD&FP source register, encoded in the “N:Vn” field as <Qn>\*2.

<Qm> Is the 128-bit name of the second SIMD&FP source register, encoded in the “M:Vm” field as <Qm>\*2.

<Dd>	Is the 64-bit name of the SIMD&FP destination register, encoded in the "D:Vd" field.
<Dn>	Is the 64-bit name of the first SIMD&FP source register, encoded in the "N:Vn" field.
<Dm>	Is the 64-bit name of the second SIMD&FP source register, encoded in the "M:Vm" field.
<Sd>	Is the 32-bit name of the SIMD&FP destination register, encoded in the "Vd:D" field.
<Sn>	Is the 32-bit name of the first SIMD&FP source register, encoded in the "Vn:N" field.
<Sm>	Is the 32-bit name of the second SIMD&FP source register, encoded in the "Vm:M" field.

## Operation

```

if ConditionPassed() then
    EncodingSpecificOperations(); CheckAdvSIMDOrVFPEEnabled(TRUE, advsimd);
    if advsimd then // Advanced SIMD instruction
        constant FPCR_Type fpcr = StandardFPCR();
        for r = 0 to regs-1
            for e = 0 to elements-1
                addend = FPMul(Elem[D[n+r],e,esize], Elem[D[m+r],e,esize], fpcr);
                if !add then addend = FPNeg(addend, fpcr);
                Elem[D[d+r],e,esize] = FPAdd(Elem[D[d+r],e,esize], addend, fpcr);
    else // VFP instruction
        constant FPCR_Type fpcr = EffectiveFPCR();
        case esize of
            when 16
                addend16 = FPMul(H[n], H[m], fpcr);
                if !add then addend16 = FPNeg(addend16, fpcr);
                H[d] = FPAdd(H[d], addend16, fpcr);
            when 32
                addend32 = FPMul(S[n], S[m], fpcr);
                if !add then addend32 = FPNeg(addend32, fpcr);
                S[d] = FPAdd(S[d], addend32, fpcr);
            when 64
                addend64 = FPMul(D[n], D[m], fpcr);
                if !add then addend64 = FPNeg(addend64, fpcr);
                D[d] = FPAdd(D[d], addend64, fpcr);

```

Internal version only: isa v01\_31, pseudocode v2024-03\_rel ; Build timestamp: 2024-03-25T10:05

Copyright © 2010-2024 Arm Limited or its affiliates. All rights reserved. This document is Non-Confidential.

## VMLS (integer)

Vector Multiply Subtract multiplies corresponding elements in two vectors, and subtracts the products from the corresponding elements of the destination vector.

Depending on settings in the [CPACR](#), [NSACR](#), and [HCPTR](#) registers, and the Security state and PE mode in which the instruction is executed, an attempt to execute the instruction might be UNDEFINED, or trapped to Hyp mode. For more information see [Enabling Advanced SIMD and floating-point support](#).

It has encodings from the following instruction sets: A32 ([A1](#)) and T32 ([T1](#)).

### A1

31	30	29	28	27	26	25	24	23	22	21	20	19	18	17	16	15	14	13	12	11	10	9	8	7	6	5	4	3	2	1	0
1	1	1	1	0	0	1	1	0	D	size	Vn				Vd				1	0	0	1	N	Q	M	0	Vm				

op

#### 64-bit SIMD vector (Q == 0)

VMLS{<c>}{<q>}.<dt> <Dd>, <Dn>, <Dm>

#### 128-bit SIMD vector (Q == 1)

VMLS{<c>}{<q>}.<dt> <Qd>, <Qn>, <Qm>

```
if size == '11' then UNDEFINED;
if Q == '1' && (Vd<0> == '1' || Vn<0> == '1' || Vm<0> == '1') then UNDEFINED;
constant add = (op == '0'); constant long_destination = FALSE;
constant unsigned = FALSE; // "Don't care" value: TRUE produces same functionality
constant esize = 8 << UInt(size); constant elements = 64 DIV esize;
constant d = UInt(D:Vd); constant n = UInt(N:Vn); constant m = UInt(M:Vm);
constant regs = if Q == '0' then 1 else 2;
```

### T1

15	14	13	12	11	10	9	8	7	6	5	4	3	2	1	0	15	14	13	12	11	10	9	8	7	6	5	4	3	2	1	0
1	1	1	1	1	1	1	1	0	D	size	Vn				Vd				1	0	0	1	N	Q	M	0	Vm				

op

#### 64-bit SIMD vector (Q == 0)

VMLS{<c>}{<q>}.<dt> <Dd>, <Dn>, <Dm>

#### 128-bit SIMD vector (Q == 1)

VMLS{<c>}{<q>}.<dt> <Qd>, <Qn>, <Qm>

```
if size == '11' then UNDEFINED;
if Q == '1' && (Vd<0> == '1' || Vn<0> == '1' || Vm<0> == '1') then UNDEFINED;
constant add = (op == '0'); constant long_destination = FALSE;
constant unsigned = FALSE; // "Don't care" value: TRUE produces same functionality
constant esize = 8 << UInt(size); constant elements = 64 DIV esize;
constant d = UInt(D:Vd); constant n = UInt(N:Vn); constant m = UInt(M:Vm);
constant regs = if Q == '0' then 1 else 2;
```

## Assembler Symbols

- <c> For encoding A1: see [Standard assembler syntax fields](#). This encoding must be unconditional.  
For encoding T1: see [Standard assembler syntax fields](#).
- <q> See [Standard assembler syntax fields](#).

<dt> Is the data type for the elements of the operands, encoded in “size”:

size	<dt>
00	I8
01	I16
10	I32

- <Qd> Is the 128-bit name of the SIMD&FP destination register, encoded in the "D:Vd" field as <Qd>\*2.
- <Qn> Is the 128-bit name of the first SIMD&FP source register, encoded in the "N:Vn" field as <Qn>\*2.
- <Qm> Is the 128-bit name of the second SIMD&FP source register, encoded in the "M:Vm" field as <Qm>\*2.
- <Dd> Is the 64-bit name of the SIMD&FP destination register, encoded in the "D:Vd" field.
- <Dn> Is the 64-bit name of the first SIMD&FP source register, encoded in the "N:Vn" field.
- <Dm> Is the 64-bit name of the second SIMD&FP source register, encoded in the "M:Vm" field.

Operation

```
if ConditionPassed() then
    EncodingSpecificOperations();    CheckAdvSIMDEnabled();
    for r = 0 to regs-1
        for e = 0 to elements-1
            constant product = (Int(Elem[Din[n+r],e,esize],unsigned) *
                                Int(Elem[Din[m+r],e,esize],unsigned));
            constant addend = if add then product else -product;
            if long_destination then
                Elem[Q[d>>1],e,2*esize] = Elem[Qin[d>>1],e,2*esize] + addend;
            else
                Elem[D[d+r],e,esize] = Elem[Din[d+r],e,esize] + addend;
```

Operational information

- If CPSR.DIT is 1 and this instruction passes its condition execution check:
- The execution time of this instruction is independent of:
    - The values of the data supplied in any of its registers.
    - The values of the NZCV flags.
  - The response of this instruction to asynchronous exceptions does not vary based on:
    - The values of the data supplied in any of its registers.
    - The values of the NZCV flags.

## VMLSL (by scalar)

Vector Multiply Subtract Long multiplies elements of a vector by a scalar, and subtracts the products from corresponding elements of the destination vector. The destination vector elements are twice as long as the elements that are multiplied.

For more information about scalars see [Advanced SIMD scalars](#).

Depending on settings in the [CPACR](#), [NSACR](#), and [HCPTR](#) registers, and the Security state and PE mode in which the instruction is executed, an attempt to execute the instruction might be UNDEFINED, or trapped to Hyp mode. For more information see [Enabling Advanced SIMD and floating-point support](#).

It has encodings from the following instruction sets: A32 ([A1](#)) and T32 ([T1](#)).

### A1

31	30	29	28	27	26	25	24	23	22	21	20	19	18	17	16	15	14	13	12	11	10	9	8	7	6	5	4	3	2	1	0
1	1	1	1	0	0	1	U	1	D	!= 11	Vn					Vd					0	1	1	0	N	1	M	0	Vm		
size											op																				

### A1

VMLSL{<c>}{<q>}.<dt> <Qd>, <Dn>, <Dm[x]>

```
if size == '11' then SEE "Related encodings";
if size == '00' || Vd<0> == '1' then UNDEFINED;
constant unsigned = (U == '1'); constant add = (op == '0'); constant floating_point = FALSE;
constant long_destination = TRUE;
constant d = UInt(D:Vd); constant n = UInt(N:Vn); constant regs = 1;
constant integer esize = 8 << UInt(size);
constant integer elements = 64 DIV esize;
integer m;
integer index;
if size == '01' then m = UInt(Vm<2:0>); index = UInt(M:Vm<3>);
if size == '10' then m = UInt(Vm); index = UInt(M);
```

### T1

15	14	13	12	11	10	9	8	7	6	5	4	3	2	1	0	15	14	13	12	11	10	9	8	7	6	5	4	3	2	1	0		
1	1	1	U	1	1	1	1	1	D	!= 11	Vn					Vd					0	1	1	0	N	1	M	0	Vm				
size															op																		

### T1

VMLSL{<c>}{<q>}.<dt> <Qd>, <Dn>, <Dm[x]>

```
if size == '11' then SEE "Related encodings";
if size == '00' || Vd<0> == '1' then UNDEFINED;
constant unsigned = (U == '1'); constant add = (op == '0'); constant floating_point = FALSE;
constant long_destination = TRUE;
constant d = UInt(D:Vd); constant n = UInt(N:Vn); constant regs = 1;
constant integer esize = 8 << UInt(size);
constant integer elements = 64 DIV esize;
integer m;
integer index;
if size == '01' then m = UInt(Vm<2:0>); index = UInt(M:Vm<3>);
if size == '10' then m = UInt(Vm); index = UInt(M);
```

Related encodings: See [Advanced SIMD data-processing](#) for the T32 instruction set, or [Advanced SIMD data-processing](#) for the A32 instruction set.

## Assembler Symbols

- <c> For encoding A1: see [Standard assembler syntax fields](#). This encoding must be unconditional.  
For encoding T1: see [Standard assembler syntax fields](#).
- <q> See [Standard assembler syntax fields](#).

<dt> Is the data type for the scalar and the elements of the operand vector, encoded in "U:size":

U	size	<dt>
0	01	S16
0	10	S32
1	01	U16
1	10	U32

<Qd> Is the 128-bit name of the SIMD&FP register holding the accumulate vector, encoded in the "D:Vd" field as <Qd>\*2.

<Dn> Is the 64-bit name of the first SIMD&FP source register, encoded in the "N:Vn" field.

<Dm[x]> Is the 64-bit name of the second SIMD&FP source register holding the scalar. If <dt> is S16 or U16, Dm is restricted to D0-D7. Dm is encoded in "Vm<2:0>", and x is encoded in "M:Vm<3>". If <dt> is S32 or U32, Dm is restricted to D0-D15. Dm is encoded in "Vm", and x is encoded in "M".

## Operation

```
if ConditionPassed() then
    EncodingSpecificOperations(); CheckAdvSIMDEnabled();
    constant FPCR_Type fpcr = StandardFPCR();
    constant op2 = Elem[Din[m],index,esize]; constant op2val = Int(op2, unsigned);
    for r = 0 to regs-1
        for e = 0 to elements-1
            constant op1 = Elem[Din[n+r],e,esize]; constant op1val = Int(op1, unsigned);
            if floating_point then
                fp_addend = (if add then FPMul(op1,op2,fpcr)
                    else FPNeg(FPMul(op1,op2,fpcr), fpcr));
                Elem[D[d+r],e,esize] = FPAdd(Elem[Din[d+r],e,esize], fp_addend, fpcr);
            else
                constant addend = if add then op1val*op2val else -op1val*op2val;
                if long_destination then
                    Elem[Q[d>>1],e,2*esize] = Elem[Qin[d>>1],e,2*esize] + addend;
                else
                    Elem[D[d+r],e,esize] = Elem[Din[d+r],e,esize] + addend;
```

## Operational information

If CPSR.DIT is 1 and this instruction passes its condition execution check:

- The execution time of this instruction is independent of:
  - The values of the data supplied in any of its registers.
  - The values of the NZCV flags.
- The response of this instruction to asynchronous exceptions does not vary based on:
  - The values of the data supplied in any of its registers.
  - The values of the NZCV flags.

Internal version only: isa v01\_31, pseudocode v2024-03\_rel ; Build timestamp: 2024-03-25T10:05

Copyright © 2010-2024 Arm Limited or its affiliates. All rights reserved. This document is Non-Confidential.

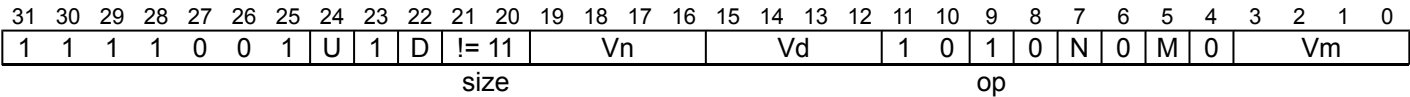
VMLSL (integer)

Vector Multiply Subtract Long multiplies corresponding elements in two vectors, and subtract the products from the corresponding elements of the destination vector. The destination vector element is twice as long as the elements that are multiplied.

Depending on settings in the CPACR, NSACR, and HCPTR registers, and the Security state and PE mode in which the instruction is executed, an attempt to execute the instruction might be UNDEFINED, or trapped to Hyp mode. For more information see Enabling Advanced SIMD and floating-point support.

It has encodings from the following instruction sets: A32 ( A1 ) and T32 ( T1 ).

A1

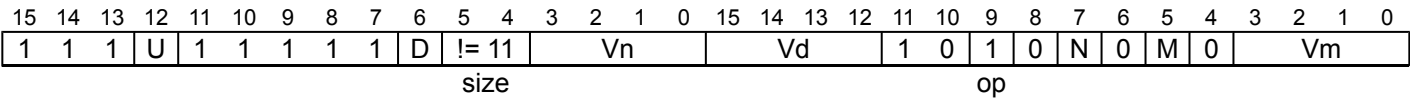


A1

```
VMLSL{<c>}{<q>}.<dt> <Qd>, <Dn>, <Dm>

if size == '11' then SEE "Related encodings";
if Vd<0> == '1' then UNDEFINED;
constant add = (op == '0');  constant long_destination = TRUE;  constant unsigned = (U == '1');
constant esize = 8 << UInt(size);  constant elements = 64 DIV esize;
constant d = UInt(D:Vd);  constant n = UInt(N:Vn);  constant m = UInt(M:Vm);  constant regs = 1;
```

T1



T1

```
VMLSL{<c>}{<q>}.<dt> <Qd>, <Dn>, <Dm>

if size == '11' then SEE "Related encodings";
if Vd<0> == '1' then UNDEFINED;
constant add = (op == '0');  constant long_destination = TRUE;  constant unsigned = (U == '1');
constant esize = 8 << UInt(size);  constant elements = 64 DIV esize;
constant d = UInt(D:Vd);  constant n = UInt(N:Vn);  constant m = UInt(M:Vm);  constant regs = 1;
```

Related encodings: See Advanced SIMD data-processing for the T32 instruction set, or Advanced SIMD data-processing for the A32 instruction set.

Assembler Symbols

- <c> For encoding A1: see Standard assembler syntax fields. This encoding must be unconditional.  
For encoding T1: see Standard assembler syntax fields.
- <q> See Standard assembler syntax fields.
- <dt> Is the data type for the elements of the operands, encoded in “U:size”:

U	size	<dt>
0	00	S8
0	01	S16
0	10	S32
1	00	U8
1	01	U16
1	10	U32

- <Qd> Is the 128-bit name of the SIMD&FP destination register, encoded in the "D:Vd" field as <Qd>\*2.

<Dn>	Is the 64-bit name of the first SIMD&FP source register, encoded in the "N:Vn" field.
<Dm>	Is the 64-bit name of the second SIMD&FP source register, encoded in the "M:Vm" field.

## Operation

```

if ConditionPassed() then
    EncodingSpecificOperations(); CheckAdvSIMDEnabled();
    for r = 0 to regs-1
        for e = 0 to elements-1
            constant product = (Int(Elem[Din[n+r],e,esize],unsigned) *
                                Int(Elem[Din[m+r],e,esize],unsigned));
            constant addend = if add then product else -product;
            if long_destination then
                Elem[Q[d>>1],e,2*esize] = Elem[Qin[d>>1],e,2*esize] + addend;
            else
                Elem[D[d+r],e,esize] = Elem[Din[d+r],e,esize] + addend;

```

## Operational information

If CPSR.DIT is 1 and this instruction passes its condition execution check:

- The execution time of this instruction is independent of:
  - The values of the data supplied in any of its registers.
  - The values of the NZCV flags.
- The response of this instruction to asynchronous exceptions does not vary based on:
  - The values of the data supplied in any of its registers.
  - The values of the NZCV flags.

Internal version only: isa v01\_31, pseudocode v2024-03\_rel ; Build timestamp: 2024-03-25T10:05

Copyright © 2010-2024 Arm Limited or its affiliates. All rights reserved. This document is Non-Confidential.



VMMLA

BFLOAT16 floating-point matrix multiply-accumulate. This instruction multiplies the 2x4 matrix of BF16 values in the first 128-bit source vector by the 4x2 BF16 matrix in the second 128-bit source vector. The resulting 2x2 single-precision matrix product is then added destructively to the 2x2 single-precision matrix in the 128-bit destination vector. This is equivalent to performing a 4-way dot product per destination element. The instruction does not update the *FPSCR* exception status.

**Note**

Arm expects that the VMMLA instruction will deliver a peak BF16 multiply throughput that is at least as high as can be achieved using two VDOT instructions, with a goal that it should have significantly higher throughput.

It has encodings from the following instruction sets: A32 ( [A1](#) ) and T32 ( [T1](#) ).

A1  
(FEAT\_AA32BF16)

31	30	29	28	27	26	25	24	23	22	21	20	19	18	17	16	15	14	13	12	11	10	9	8	7	6	5	4	3	2	1	0
1	1	1	1	1	1	0	0	0	D	0	0	Vn				Vd				1	1	0	0	N	1	M	0	Vm			

A1

```
VMMLA{<q>}.BF16 <Qd>, <Qn>, <Qm>

if !IsFeatureImplemented(FEAT_AA32BF16) then UNDEFINED;
if Vd<0> == '1' || Vn<0> == '1' || Vm<0> == '1' then UNDEFINED;
constant integer d = UInt(D:Vd);
constant integer n = UInt(N:Vn);
constant integer m = UInt(M:Vm);
constant integer regs = 2;
```

T1  
(FEAT\_AA32BF16)

15	14	13	12	11	10	9	8	7	6	5	4	3	2	1	0	15	14	13	12	11	10	9	8	7	6	5	4	3	2	1	0
1	1	1	1	1	1	0	0	0	D	0	0	Vn				Vd				1	1	0	0	N	1	M	0	Vm			

T1

```
VMMLA{<q>}.BF16 <Qd>, <Qn>, <Qm>

if InITBlock() then UNPREDICTABLE;
if !IsFeatureImplemented(FEAT_AA32BF16) then UNDEFINED;
if Vd<0> == '1' || Vn<0> == '1' || Vm<0> == '1' then UNDEFINED;
constant integer d = UInt(D:Vd);
constant integer n = UInt(N:Vn);
constant integer m = UInt(M:Vm);
constant integer regs = 2;
```

Assembler Symbols

- <q> See *Standard assembler syntax fields*.
- <Qd> Is the 128-bit name of the SIMD&FP destination register, encoded in the "D:Vd" field as <Qd>\*2.
- <Qn> Is the 128-bit name of the first SIMD&FP source register, encoded in the "N:Vn" field as <Qn>\*2.
- <Qm> Is the 128-bit name of the second SIMD&FP source register, encoded in the "M:Vm" field as <Qm>\*2.

## Operation

```
CheckAdvSIMDEnabled();  
  
constant bits(128) op1 = Q[n>>1];  
constant bits(128) op2 = Q[m>>1];  
constant bits(128) acc = Q[d>>1];  
constant FPCR_Type fpcr = EffectiveFPCR();  
  
Q[d>>1] = BFMatMulAdd(acc, op1, op2, fpcr);
```

Internal version only: isa v01\_31, pseudocode v2024-03\_rel ; Build timestamp: 2024-03-25T10:05

Copyright © 2010-2024 Arm Limited or its affiliates. All rights reserved. This document is Non-Confidential.

## VMOV (between general-purpose register and half-precision)

Copy 16 bits of a general-purpose register to or from a 32-bit SIMD&FP register. This instruction transfers the value held in the bottom 16 bits of a 32-bit SIMD&FP register to the bottom 16 bits of a general-purpose register, or the value held in the bottom 16 bits of a general-purpose register to the bottom 16 bits of a 32-bit SIMD&FP register.

Depending on settings in the [CPACR](#), [NSACR](#), [HCPTR](#), and [FPEXC](#) registers, and the Security state and PE mode in which the instruction is executed, an attempt to execute the instruction might be UNDEFINED, or trapped to Hyp mode. For more information see [Enabling Advanced SIMD and floating-point support](#).

It has encodings from the following instruction sets: A32 ( [A1](#) ) and T32 ( [T1](#) ).

### A1

(FEAT\_FP16)

31	30	29	28	27	26	25	24	23	22	21	20	19	18	17	16	15	14	13	12	11	10	9	8	7	6	5	4	3	2	1	0
!= 1111				1	1	1	0	0	0	0	op	Vn				Rt				1	0	0	1	N	(0)	(0)	1	(0)	(0)	(0)	(0)
cond																															

From general-purpose register (op == 0)

```
VMOV{<c>}{<q>}.F16 <Sn>, <Rt>
```

To general-purpose register (op == 1)

```
VMOV{<c>}{<q>}.F16 <Rt>, <Sn>
```

```
if !IsFeatureImplemented(FEAT_FP16) then UNDEFINED;
if cond != '1110' then UNPREDICTABLE;
constant to_arm_register = (op == '1');  constant t = UInt(Rt);  constant n = UInt(Vn:N);
// Armv8-A removes UNPREDICTABLE for R13
if t == 15 then UNPREDICTABLE;
```

## CONSTRAINED UNPREDICTABLE behavior

If `cond != '1110'`, then one of the following behaviors must occur:

- The instruction is UNDEFINED.
- The instruction executes as if it passes the Condition code check.
- The instruction executes as NOP. This means it behaves as if it fails the Condition code check.

### T1

(FEAT\_FP16)

15	14	13	12	11	10	9	8	7	6	5	4	3	2	1	0	15	14	13	12	11	10	9	8	7	6	5	4	3	2	1	0
1	1	1	0	1	1	1	0	0	0	0	op	Vn				Rt				1	0	0	1	N	(0)	(0)	1	(0)	(0)	(0)	(0)

From general-purpose register (op == 0)

```
VMOV{<c>}{<q>}.F16 <Sn>, <Rt>
```

To general-purpose register (op == 1)

```
VMOV{<c>}{<q>}.F16 <Rt>, <Sn>
```

```
if !IsFeatureImplemented(FEAT_FP16) then UNDEFINED;
if InITBlock() then UNPREDICTABLE;
constant to_arm_register = (op == '1');  constant t = UInt(Rt);  constant n = UInt(Vn:N);
// Armv8-A removes UNPREDICTABLE for R13
if t == 15 then UNPREDICTABLE;
```

## CONSTRAINED UNPREDICTABLE behavior

If `InITBlock()`, then one of the following behaviors must occur:

- The instruction is UNDEFINED.
- The instruction executes as if it passes the Condition code check.
- The instruction executes as NOP. This means it behaves as if it fails the Condition code check.

For more information about the CONSTRAINED UNPREDICTABLE behavior of this instruction, see [Architectural Constraints on UNPREDICTABLE behaviors](#).

## Assembler Symbols

<Rt>	Is the general-purpose register that <Sn> will be transferred to or from, encoded in the "Rt" field.
<Sn>	Is the 32-bit name of the SIMD&FP register to be transferred, encoded in the "Vn:N" field.
<c>	See <a href="#">Standard assembler syntax fields</a> .
<q>	See <a href="#">Standard assembler syntax fields</a> .

## Operation

```
if ConditionPassed() then
    EncodingSpecificOperations();    CheckVFPEEnabled(TRUE);
if to_arm_register then
    R[t] = Zeros(16) : S[n]<15:0>;
else
    S[n] = Zeros(16) : R[t]<15:0>;
```

## Operational information

If CPSR.DIT is 1 and this instruction passes its condition execution check:

- The execution time of this instruction is independent of:
  - The values of the data supplied in any of its registers.
  - The values of the NZCV flags.
- The response of this instruction to asynchronous exceptions does not vary based on:
  - The values of the data supplied in any of its registers.
  - The values of the NZCV flags.

Internal version only: isa v01\_31, pseudocode v2024-03\_rel ; Build timestamp: 2024-03-25T10:05  
Copyright © 2010-2024 Arm Limited or its affiliates. All rights reserved. This document is Non-Confidential.

## VMOV (between general-purpose register and single-precision)

Copy a general-purpose register to or from a 32-bit SIMD&FP register. This instruction transfers the value held in a 32-bit SIMD&FP register to a general-purpose register, or the value held in a general-purpose register to a 32-bit SIMD&FP register.

Depending on settings in the [CPACR](#), [NSACR](#), [HCPTR](#), and [FPEXC](#) registers, and the Security state and PE mode in which the instruction is executed, an attempt to execute the instruction might be UNDEFINED, or trapped to Hyp mode. For more information see [Enabling Advanced SIMD and floating-point support](#).

It has encodings from the following instruction sets: A32 ([A1](#)) and T32 ([T1](#)).

### A1

31	30	29	28	27	26	25	24	23	22	21	20	19	18	17	16	15	14	13	12	11	10	9	8	7	6	5	4	3	2	1	0
!= 1111				1	1	1	0	0	0	0	op	Vn				Rt				1	0	1	0	N	(0)	(0)	1	(0)	(0)	(0)	(0)
cond																															

From general-purpose register (op == 0)

VMOV{<c>}{<q>} <Sn>, <Rt>

To general-purpose register (op == 1)

VMOV{<c>}{<q>} <Rt>, <Sn>

```
constant to_arm_register = (op == '1');  constant t = UInt(Rt);  constant n = UInt(Vn:N);
// Armv8-A removes UNPREDICTABLE for R13
if t == 15 then UNPREDICTABLE;
```

### T1

15	14	13	12	11	10	9	8	7	6	5	4	3	2	1	0	15	14	13	12	11	10	9	8	7	6	5	4	3	2	1	0
1	1	1	0	1	1	1	0	0	0	0	op	Vn				Rt				1	0	1	0	N	(0)	(0)	1	(0)	(0)	(0)	(0)

From general-purpose register (op == 0)

VMOV{<c>}{<q>} <Sn>, <Rt>

To general-purpose register (op == 1)

VMOV{<c>}{<q>} <Rt>, <Sn>

```
constant to_arm_register = (op == '1');  constant t = UInt(Rt);  constant n = UInt(Vn:N);
// Armv8-A removes UNPREDICTABLE for R13
if t == 15 then UNPREDICTABLE;
```

For more information about the CONSTRAINED UNPREDICTABLE behavior of this instruction, see [Architectural Constraints on UNPREDICTABLE behaviors](#).

### Assembler Symbols

- <Rt> Is the general-purpose register that <Sn> will be transferred to or from, encoded in the "Rt" field.
- <Sn> Is the 32-bit name of the SIMD&FP register to be transferred, encoded in the "Vn:N" field.
- <c> See [Standard assembler syntax fields](#).
- <q> See [Standard assembler syntax fields](#).

## Operation

```
if ConditionPassed() then
    EncodingSpecificOperations(); CheckVFPEnabled(TRUE);
    if to_arm_register then
        R[t] = S[n];
    else
        S[n] = R[t];
```

## Operational information

If CPSR.DIT is 1 and this instruction passes its condition execution check:

- The execution time of this instruction is independent of:
  - The values of the data supplied in any of its registers.
  - The values of the NZCV flags.
- The response of this instruction to asynchronous exceptions does not vary based on:
  - The values of the data supplied in any of its registers.
  - The values of the NZCV flags.

Internal version only: isa v01\_31, pseudocode v2024-03\_rel ; Build timestamp: 2024-03-25T10:05

Copyright © 2010-2024 Arm Limited or its affiliates. All rights reserved. This document is Non-Confidential.

## VMOV (between two general-purpose registers and a doubleword floating-point register)

Copy two general-purpose registers to or from a SIMD&FP register copies two words from two general-purpose registers into a doubleword register in the Advanced SIMD and floating-point register file, or from a doubleword register in the Advanced SIMD and floating-point register file to two general-purpose registers.

Depending on settings in the [CPACR](#), [NSACR](#), [HCPTR](#), and [FPEXC](#) registers, and the Security state and PE mode in which the instruction is executed, an attempt to execute the instruction might be UNDEFINED, or trapped to Hyp mode. For more information see [Enabling Advanced SIMD and floating-point support](#).

It has encodings from the following instruction sets: A32 ([A1](#)) and T32 ([T1](#)).

### A1

31	30	29	28	27	26	25	24	23	22	21	20	19	18	17	16	15	14	13	12	11	10	9	8	7	6	5	4	3	2	1	0
!= 1111				1	1	0	0	0	1	0	op	Rt2				Rt				1	0	1	1	0	0	M	1	Vm			
cond																															

#### From general-purpose registers (op == 0)

VMOV{<c>}{<q>} <Dm>, <Rt>, <Rt2>

#### To general-purpose registers (op == 1)

VMOV{<c>}{<q>} <Rt>, <Rt2>, <Dm>

```
constant to_arm_registers = (op == '1');  constant t = UInt(Rt);  constant t2 = UInt(Rt2);
constant m = UInt(M:Vm);
// Armv8-A removes UNPREDICTABLE for R13
if t == 15 || t2 == 15 then UNPREDICTABLE;
if to_arm_registers && t == t2 then UNPREDICTABLE;
```

### CONSTRAINED UNPREDICTABLE behavior

If `to_arm_registers && t == t2`, then one of the following behaviors must occur:

- The instruction is UNDEFINED.
- The instruction executes as NOP.
- The value in the destination register is UNKNOWN.

### T1

15	14	13	12	11	10	9	8	7	6	5	4	3	2	1	0	15	14	13	12	11	10	9	8	7	6	5	4	3	2	1	0
1	1	1	0	1	1	0	0	0	1	0	op	Rt2				Rt				1	0	1	1	0	0	M	1	Vm			

#### From general-purpose registers (op == 0)

VMOV{<c>}{<q>} <Dm>, <Rt>, <Rt2>

#### To general-purpose registers (op == 1)

VMOV{<c>}{<q>} <Rt>, <Rt2>, <Dm>

```
constant to_arm_registers = (op == '1');  constant t = UInt(Rt);  constant t2 = UInt(Rt2);
constant m = UInt(M:Vm);
// Armv8-A removes UNPREDICTABLE for R13
if t == 15 || t2 == 15 then UNPREDICTABLE;
if to_arm_registers && t == t2 then UNPREDICTABLE;
```

### CONSTRAINED UNPREDICTABLE behavior

If `to_arm_registers && t == t2`, then one of the following behaviors must occur:

- The instruction is UNDEFINED.
- The instruction executes as NOP.
- The value in the destination register is UNKNOWN.

For more information about the CONSTRAINED UNPREDICTABLE behavior of this instruction, see [Architectural Constraints on UNPREDICTABLE behaviors](#), and particularly [VMOV \(between two general-purpose registers and a doubleword floating-point register\)](#).

## Assembler Symbols

<Dm>	Is the 64-bit name of the SIMD&FP register to be transferred, encoded in the "M:Vm" field.
<Rt2>	Is the second general-purpose register that <Dm>[63:32] will be transferred to or from, encoded in the "Rt2" field.
<Rt>	Is the first general-purpose register that <Dm>[31:0] will be transferred to or from, encoded in the "Rt" field.
<c>	See <a href="#">Standard assembler syntax fields</a> .
<q>	See <a href="#">Standard assembler syntax fields</a> .

## Operation

```
if ConditionPassed() then
    EncodingSpecificOperations(); CheckVFPEEnabled(TRUE);
    if to_arm_registers then
        R[t] = D[m]<31:0>;
        R[t2] = D[m]<63:32>;
    else
        D[m]<31:0> = R[t];
        D[m]<63:32> = R[t2];
```

## Operational information

If CPSR.DIT is 1 and this instruction passes its condition execution check:

- The execution time of this instruction is independent of:
  - The values of the data supplied in any of its registers.
  - The values of the NZCV flags.
- The response of this instruction to asynchronous exceptions does not vary based on:
  - The values of the data supplied in any of its registers.
  - The values of the NZCV flags.

Internal version only: isa v01\_31, pseudocode v2024-03\_rel ; Build timestamp: 2024-03-25T10:05

Copyright © 2010-2024 Arm Limited or its affiliates. All rights reserved. This document is Non-Confidential.



## VMOV (between two general-purpose registers and two single-precision registers)

Copy two general-purpose registers to a pair of 32-bit SIMD&FP registers transfers the contents of two consecutively numbered single-precision Floating-point registers to two general-purpose registers, or the contents of two general-purpose registers to a pair of single-precision Floating-point registers. The general-purpose registers do not have to be contiguous.

Depending on settings in the [CPACR](#), [NSACR](#), [HCPTR](#), and [FPEXC](#) registers, and the Security state and PE mode in which the instruction is executed, an attempt to execute the instruction might be UNDEFINED, or trapped to Hyp mode. For more information see [Enabling Advanced SIMD and floating-point support](#).

It has encodings from the following instruction sets: A32 ([A1](#)) and T32 ([T1](#)).

### A1

31	30	29	28	27	26	25	24	23	22	21	20	19	18	17	16	15	14	13	12	11	10	9	8	7	6	5	4	3	2	1	0
!= 1111				1	1	0	0	0	1	0	op	Rt2				Rt				1	0	1	0	0	0	M	1	Vm			
cond																															

#### From general-purpose registers (op == 0)

```
VMOV{<c>}{<q>} <Sm>, <Sm1>, <Rt>, <Rt2>
```

#### To general-purpose registers (op == 1)

```
VMOV{<c>}{<q>} <Rt>, <Rt2>, <Sm>, <Sm1>
```

```
constant to_arm_registers = (op == '1');  constant t = UInt(Rt);  constant t2 = UInt(Rt2);
constant m = UInt(Vm:M);
if t == 15 || t2 == 15 || m == 31 then UNPREDICTABLE;
if to_arm_registers && t == t2 then UNPREDICTABLE;
```

### CONSTRAINED UNPREDICTABLE behavior

If `to_arm_registers && t == t2`, then one of the following behaviors must occur:

- The instruction is UNDEFINED.
- The instruction executes as NOP.
- The value in the destination register is UNKNOWN.

If `m == 31`, then one of the following behaviors must occur:

- The instruction is UNDEFINED.
- The instruction executes as NOP.
- One or more of the single-precision registers become UNKNOWN for a move to the single-precision register. The general-purpose registers listed in the instruction become UNKNOWN for a move from the single-precision registers. This behavior does not affect any other general-purpose registers.

### T1

15	14	13	12	11	10	9	8	7	6	5	4	3	2	1	0	15	14	13	12	11	10	9	8	7	6	5	4	3	2	1	0
1	1	1	0	1	1	0	0	0	1	0	op	Rt2				Rt				1	0	1	0	0	0	M	1	Vm			

From general-purpose registers (op == 0)

```
VMOV{<c>}{<q>} <Sm>, <Sm1>, <Rt>, <Rt2>
```

To general-purpose registers (op == 1)

```
VMOV{<c>}{<q>} <Rt>, <Rt2>, <Sm>, <Sm1>
```

```
constant to_arm_registers = (op == '1');  constant t = UInt(Rt);  constant t2 = UInt(Rt2);
constant m = UInt(Vm:M);
if t == 15 || t2 == 15 || m == 31 then UNPREDICTABLE;
if to_arm_registers && t == t2 then UNPREDICTABLE;
```

CONSTRAINED UNPREDICTABLE behavior

If to\_arm\_registers && t == t2, then one of the following behaviors must occur:

- The instruction is UNDEFINED.
- The instruction executes as NOP.
- The value in the destination register is UNKNOWN.

If m == 31, then one of the following behaviors must occur:

- The instruction is UNDEFINED.
- The instruction executes as NOP.
- One or more of the single-precision registers become UNKNOWN for a move to the single-precision register. The general-purpose registers listed in the instruction become UNKNOWN for a move from the single-precision registers. This behavior does not affect any other general-purpose registers.

For more information about the CONSTRAINED UNPREDICTABLE behavior of this instruction, see *Architectural Constraints on UNPREDICTABLE behaviors*, and particularly *VMOV (between two general-purpose registers and two single-precision registers)*.

Assembler Symbols

<Rt2>	Is the second general-purpose register that <Sm1> will be transferred to or from, encoded in the "Rt2" field.
<Rt>	Is the first general-purpose register that <Sm> will be transferred to or from, encoded in the "Rt" field.
<Sm1>	Is the 32-bit name of the second SIMD&FP register to be transferred. This is the next SIMD&FP register after <Sm>.
<Sm>	Is the 32-bit name of the first SIMD&FP register to be transferred, encoded in the "Vm:M" field.
<c>	See <i>Standard assembler syntax fields</i> .
<q>	See <i>Standard assembler syntax fields</i> .

Operation

```
if ConditionPassed() then
    EncodingSpecificOperations();  CheckVFPEnabled(TRUE);
    if to_arm_registers then
        R[t] = S[m];
        R[t2] = S[m+1];
    else
        S[m] = R[t];
        S[m+1] = R[t2];
```

Operational information

- If CPSR.DIT is 1 and this instruction passes its condition execution check:
- The execution time of this instruction is independent of:
    - The values of the data supplied in any of its registers.
    - The values of the NZCV flags.
  - The response of this instruction to asynchronous exceptions does not vary based on:
    - The values of the data supplied in any of its registers.
    - The values of the NZCV flags.



## VMOV (general-purpose register to scalar)

Copy a general-purpose register to a vector element copies a byte, halfword, or word from a general-purpose register into an Advanced SIMD scalar. On a Floating-point-only system, this instruction transfers one word to the upper or lower half of a double-precision floating-point register from a general-purpose register. This is an identical operation to the Advanced SIMD single word transfer.

For more information about scalars see [Advanced SIMD scalars](#).

Depending on settings in the [CPACR](#), [NSACR](#), [HCPTR](#), and [FPEXC](#) registers, and the Security state and PE mode in which the instruction is executed, an attempt to execute the instruction might be UNDEFINED, or trapped to Hyp mode. For more information see [Enabling Advanced SIMD and floating-point support](#).

It has encodings from the following instruction sets: A32 ( [A1](#) ) and T32 ( [T1](#) ).

### A1

31	30	29	28	27	26	25	24	23	22	21	20	19	18	17	16	15	14	13	12	11	10	9	8	7	6	5	4	3	2	1	0
!= 1111				1	1	1	0	0	opc1	0	Vd				Rt				1	0	1	1	D	opc2	1	(0)	(0)	(0)	(0)		
cond																															

### A1

VMOV{<c>}{<q>}{.<size>} <Dd[x]>, <Rt>

```
boolean advsimd;
integer index;
case opc1:opc2 of
  when '1xxx' advsimd = TRUE;  index = UInt(opc1<0>:opc2);
  when '0xx1' advsimd = TRUE;  index = UInt(opc1<0>:opc2<1>);
  when '0x00' advsimd = FALSE; index = UInt(opc1<0>);
  when '0x10' UNDEFINED;

constant integer esize = if opc1<1> == '1' then 8 else 32 >> UInt(opc2<0>);
constant d = UInt(D:Vd);  constant t = UInt(Rt);
// Armv8-A removes UNPREDICTABLE for R13
if t == 15 then UNPREDICTABLE;
```

### T1

15	14	13	12	11	10	9	8	7	6	5	4	3	2	1	0	15	14	13	12	11	10	9	8	7	6	5	4	3	2	1	0
1	1	1	0	1	1	1	0	0	opc1	0	Vd				Rt				1	0	1	1	D	opc2	1	(0)	(0)	(0)	(0)		

### T1

VMOV{<c>}{<q>}{.<size>} <Dd[x]>, <Rt>

```
boolean advsimd;
integer index;
case opc1:opc2 of
  when '1xxx' advsimd = TRUE;  index = UInt(opc1<0>:opc2);
  when '0xx1' advsimd = TRUE;  index = UInt(opc1<0>:opc2<1>);
  when '0x00' advsimd = FALSE; index = UInt(opc1<0>);
  when '0x10' UNDEFINED;

constant integer esize = if opc1<1> == '1' then 8 else 32 >> UInt(opc2<0>);
constant d = UInt(D:Vd);  constant t = UInt(Rt);
// Armv8-A removes UNPREDICTABLE for R13
if t == 15 then UNPREDICTABLE;
```

For more information about the CONSTRAINED UNPREDICTABLE behavior of this instruction, see [Architectural Constraints on UNPREDICTABLE behaviors](#).

## Assembler Symbols

<c> See [Standard assembler syntax fields](#).

<q>	See <a href="#">Standard assembler syntax fields</a> .
<size>	The data size. It must be one of: <b>8</b> Encoded as <code>opc1&lt;1&gt; = 1</code> . [x] is encoded in <code>opc1&lt;0&gt;</code> , <code>opc2</code> . <b>16</b> Encoded as <code>opc1&lt;1&gt; = 0</code> , <code>opc2&lt;0&gt; = 1</code> . [x] is encoded in <code>opc1&lt;0&gt;</code> , <code>opc2&lt;1&gt;</code> . <b>32</b> Encoded as <code>opc1&lt;1&gt; = 0</code> , <code>opc2 = 0b00</code> . [x] is encoded in <code>opc1&lt;0&gt;</code> . <b>omitted</b> Equivalent to 32.
<Dd[x]>	The scalar. The register <Dd> is encoded in D:Vd. For details of how [x] is encoded, see the description of <size>.
<Rt>	The source general-purpose register.

## Operation

```
if ConditionPassed() then
    EncodingSpecificOperations(); CheckAdvSIMDOrVFPEEnabled(TRUE, advsimd);
    Elem[D[d],index,esize] = R[t]<esize-1:0>;
```

## Operational information

If CPSR.DIT is 1 and this instruction passes its condition execution check:

- The execution time of this instruction is independent of:
  - The values of the data supplied in any of its registers.
  - The values of the NZCV flags.
- The response of this instruction to asynchronous exceptions does not vary based on:
  - The values of the data supplied in any of its registers.
  - The values of the NZCV flags.

Internal version only: isa v01\_31, pseudocode v2024-03\_rel ; Build timestamp: 2024-03-25T10:05

Copyright © 2010-2024 Arm Limited or its affiliates. All rights reserved. This document is Non-Confidential.

VMOV (immediate)

Copy immediate value to a SIMD&FP register places an immediate constant into every element of the destination register.

Depending on settings in the [CPACR](#), [NSACR](#), [HCPTR](#), and [FPExc](#) registers, and the Security state and PE mode in which the instruction is executed, an attempt to execute the instruction might be UNDEFINED, or trapped to Hyp mode. For more information see [Enabling Advanced SIMD and floating-point support](#).

It has encodings from the following instruction sets: A32 ( [A1](#) , [A2](#) , [A3](#) , [A4](#) and [A5](#) ) and T32 ( [T1](#) , [T2](#) , [T3](#) , [T4](#) and [T5](#) ).

A1

31	30	29	28	27	26	25	24	23	22	21	20	19	18	17	16	15	14	13	12	11	10	9	8	7	6	5	4	3	2	1	0
1	1	1	1	0	0	1	i	1	D	0	0	0	imm3			Vd			0	x	x	0	0	Q	0	1	imm4				
												cmode				op															

64-bit SIMD vector (Q == 0)

```
VMOV{<c>}{<q>}.I32 <Dd>, #<imm>
```

128-bit SIMD vector (Q == 1)

```
VMOV{<c>}{<q>}.I32 <Qd>, #<imm>
```

```
if op == '0' && cmode<0> == '1' && cmode<3:2> != '11' then SEE "VORR (immediate)";
if op == '1' && cmode != '1110' then SEE "Related encodings";
if Q == '1' && Vd<0> == '1' then UNDEFINED;
constant single_register = FALSE; constant advsimd = TRUE;
constant imm64 = AdvSIMDEExpandImm(op, cmode, i:imm3:imm4);
constant d = UInt(D:Vd); constant regs = if Q == '0' then 1 else 2;
constant bits(32) imm32 = bits(32) UNKNOWN;
```

A2

31	30	29	28	27	26	25	24	23	22	21	20	19	18	17	16	15	14	13	12	11	10	9	8	7	6	5	4	3	2	1	0
!= 1111				1	1	1	0	1	D	1	1	imm4H				Vd					1	0	size	(0)	0	(0)	0	imm4L			
cond																															

## Half-precision scalar (size == 01) (FEAT\_FP16)

```
VMOV{<c>}{<q>}.F16 <Sd>, #<imm>
```

## Single-precision scalar (size == 10)

```
VMOV{<c>}{<q>}.F32 <Sd>, #<imm>
```

## Double-precision scalar (size == 11)

```
VMOV{<c>}{<q>}.F64 <Dd>, #<imm>
```

```
if FPSCR.Len != '000' || FPSCR.Stride != '00' then UNDEFINED;
if size == '00' || (size == '01' && !IsFeatureImplemented(FEAT_FP16)) then UNDEFINED;
if size == '01' && cond != '1110' then UNPREDICTABLE;
constant single_register = (size != '11'); constant advsimd = FALSE;
bits(16) imm16;
bits(32) imm32;
bits(64) imm64;
integer d;
integer regs;
case size of
  when '01' d = UInt(Vd:D); imm16 = VFPEExpandImm(imm4H:imm4L, 16); imm32 = Zeros(16) : imm16;
  when '10' d = UInt(Vd:D); imm32 = VFPEExpandImm(imm4H:imm4L, 32);
  when '11' d = UInt(D:Vd); imm64 = VFPEExpandImm(imm4H:imm4L, 64); regs = 1;
```

## CONSTRAINED UNPREDICTABLE behavior

If `size == '01' && cond != '1110'`, then one of the following behaviors must occur:

- The instruction is UNDEFINED.
- The instruction executes as if it passes the Condition code check.
- The instruction executes as NOP. This means it behaves as if it fails the Condition code check.

## A3

31	30	29	28	27	26	25	24	23	22	21	20	19	18	17	16	15	14	13	12	11	10	9	8	7	6	5	4	3	2	1	0
1	1	1	1	0	0	1	i	1	D	0	0	0	imm3			Vd			1			0	x	0	0	Q	0	1	imm4		
												cmode						op													

## 64-bit SIMD vector (Q == 0)

```
VMOV{<c>}{<q>}.I16 <Dd>, #<imm>
```

## 128-bit SIMD vector (Q == 1)

```
VMOV{<c>}{<q>}.I16 <Qd>, #<imm>
```

```
if op == '0' && cmode<0> == '1' && cmode<3:2> != '11' then SEE "VORR (immediate)";
if op == '1' && cmode != '1110' then SEE "Related encodings";
if Q == '1' && Vd<0> == '1' then UNDEFINED;
constant single_register = FALSE; constant advsimd = TRUE;
constant imm64 = AdvSIMDEExpandImm(op, cmode, i:imm3:imm4);
constant d = UInt(D:Vd); constant regs = if Q == '0' then 1 else 2;
constant bits(32) imm32 = bits(32) UNKNOWN;
```

## A4

31	30	29	28	27	26	25	24	23	22	21	20	19	18	17	16	15	14	13	12	11	10	9	8	7	6	5	4	3	2	1	0
1	1	1	1	0	0	1	i	1	D	0	0	0	imm3			Vd			1			1	x	x	0	Q	0	1	imm4		
												cmode						op													

64-bit SIMD vector (Q == 0)

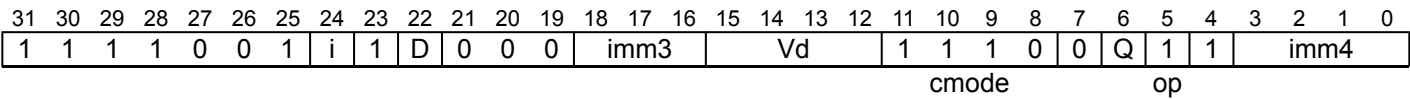
```
VMOV{<c>}{<q>}.<dt> <Dd>, #<imm>
```

128-bit SIMD vector (Q == 1)

```
VMOV{<c>}{<q>}.<dt> <Qd>, #<imm>
```

```
if op == '0' && cmode<0> == '1' && cmode<3:2> != '11' then SEE "VORR (immediate)";
if op == '1' && cmode != '1110' then SEE "Related encodings";
if Q == '1' && Vd<0> == '1' then UNDEFINED;
constant single_register = FALSE; constant advsimd = TRUE;
constant imm64 = AdvSIMDEExpandImm(op, cmode, i:imm3:imm4);
constant d = UInt(D:Vd); constant regs = if Q == '0' then 1 else 2;
constant bits(32) imm32 = bits(32) UNKNOWN;
```

A5



64-bit SIMD vector (Q == 0)

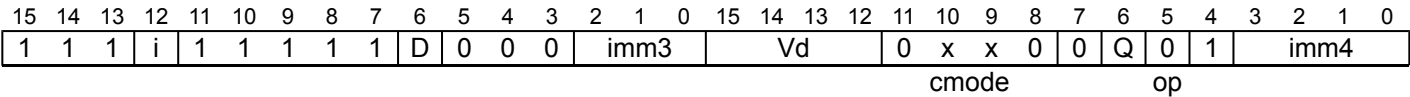
```
VMOV{<c>}{<q>}.I64 <Dd>, #<imm>
```

128-bit SIMD vector (Q == 1)

```
VMOV{<c>}{<q>}.I64 <Qd>, #<imm>
```

```
if op == '0' && cmode<0> == '1' && cmode<3:2> != '11' then SEE "VORR (immediate)";
if op == '1' && cmode != '1110' then SEE "Related encodings";
if Q == '1' && Vd<0> == '1' then UNDEFINED;
constant single_register = FALSE; constant advsimd = TRUE;
constant imm64 = AdvSIMDEExpandImm(op, cmode, i:imm3:imm4);
constant d = UInt(D:Vd); constant regs = if Q == '0' then 1 else 2;
constant bits(32) imm32 = bits(32) UNKNOWN;
```

T1



64-bit SIMD vector (Q == 0)

```
VMOV{<c>}{<q>}.I32 <Dd>, #<imm>
```

128-bit SIMD vector (Q == 1)

```
VMOV{<c>}{<q>}.I32 <Qd>, #<imm>
```

```
if op == '0' && cmode<0> == '1' && cmode<3:2> != '11' then SEE "VORR (immediate)";
if op == '1' && cmode != '1110' then SEE "Related encodings";
if Q == '1' && Vd<0> == '1' then UNDEFINED;
constant single_register = FALSE; constant advsimd = TRUE;
constant imm64 = AdvSIMDEExpandImm(op, cmode, i:imm3:imm4);
constant d = UInt(D:Vd); constant regs = if Q == '0' then 1 else 2;
constant bits(32) imm32 = bits(32) UNKNOWN;
```

T2



15	14	13	12	11	10	9	8	7	6	5	4	3	2	1	0	15	14	13	12	11	10	9	8	7	6	5	4	3	2	1	0
1	1	1	0	1	1	1	0	1	D	1	1	imm4H				Vd				1	0	size	(0)	0	(0)	0	imm4L				

### Half-precision scalar (size == 01)

(FEAT\_FP16)

```
VMOV{<c>}{<q>}.F16 <Sd>, #<imm>
```

### Single-precision scalar (size == 10)

```
VMOV{<c>}{<q>}.F32 <Sd>, #<imm>
```

### Double-precision scalar (size == 11)

```
VMOV{<c>}{<q>}.F64 <Dd>, #<imm>
```

```
if FPSCR.Len != '000' || FPSCR.Stride != '00' then UNDEFINED;
if size == '00' || (size == '01' && !IsFeatureImplemented(FEAT_FP16)) then UNDEFINED;
if size == '01' && InITBlock() then UNPREDICTABLE;
constant single_register = (size != '11'); constant advsimd = FALSE;
bits(16) imm16;
bits(32) imm32;
bits(64) imm64;
integer d;
integer regs;
case size of
  when '01' d = UInt(Vd:D); imm16 = VFPEExpandImm(imm4H:imm4L, 16); imm32 = Zeros(16) : imm16;
  when '10' d = UInt(Vd:D); imm32 = VFPEExpandImm(imm4H:imm4L, 32);
  when '11' d = UInt(D:Vd); imm64 = VFPEExpandImm(imm4H:imm4L, 64); regs = 1;
```

## CONSTRAINED UNPREDICTABLE behavior

If `size == '01' && InITBlock()`, then one of the following behaviors must occur:

- The instruction is UNDEFINED.
- The instruction executes as if it passes the Condition code check.
- The instruction executes as NOP. This means it behaves as if it fails the Condition code check.

## T3

15	14	13	12	11	10	9	8	7	6	5	4	3	2	1	0	15	14	13	12	11	10	9	8	7	6	5	4	3	2	1	0
1	1	1	i	1	1	1	1	1	D	0	0	0	imm3			Vd			1	0	x	0	0	Q	0	1	imm4				
																cmode						op									

### 64-bit SIMD vector (Q == 0)

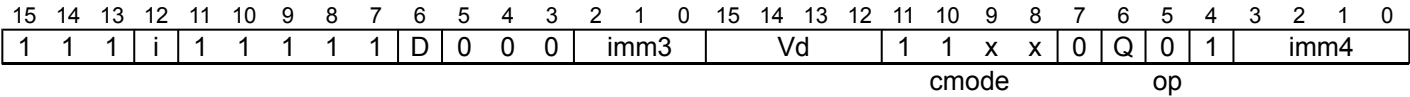
```
VMOV{<c>}{<q>}.I16 <Dd>, #<imm>
```

### 128-bit SIMD vector (Q == 1)

```
VMOV{<c>}{<q>}.I16 <Qd>, #<imm>
```

```
if op == '0' && cmode<0> == '1' && cmode<3:2> != '11' then SEE "VORR (immediate)";
if op == '1' && cmode != '1110' then SEE "Related encodings";
if Q == '1' && Vd<0> == '1' then UNDEFINED;
constant single_register = FALSE; constant advsimd = TRUE;
constant imm64 = AdvSIMDEExpandImm(op, cmode, i:imm3:imm4);
constant d = UInt(D:Vd); constant regs = if Q == '0' then 1 else 2;
constant bits(32) imm32 = bits(32) UNKNOWN;
```

## T4



64-bit SIMD vector (Q == 0)

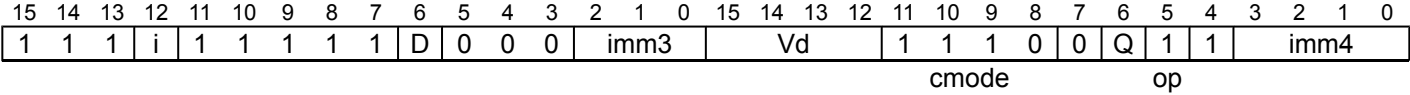
```
VMOV{<c>}{<q>}.<dt> <Dd>, #<imm>
```

128-bit SIMD vector (Q == 1)

```
VMOV{<c>}{<q>}.<dt> <Qd>, #<imm>
```

```
if op == '0' && cmode<0> == '1' && cmode<3:2> != '11' then SEE "VORR (immediate)";
if op == '1' && cmode != '1110' then SEE "Related encodings";
if Q == '1' && Vd<0> == '1' then UNDEFINED;
constant single_register = FALSE; constant advsimd = TRUE;
constant imm64 = AdvSIMDExpandImm(op, cmode, i:imm3:imm4);
constant d = UInt(D:Vd); constant regs = if Q == '0' then 1 else 2;
constant bits(32) imm32 = bits(32) UNKNOWN;
```

T5



64-bit SIMD vector (Q == 0)

```
VMOV{<c>}{<q>}.I64 <Dd>, #<imm>
```

128-bit SIMD vector (Q == 1)

```
VMOV{<c>}{<q>}.I64 <Qd>, #<imm>
```

```
if op == '0' && cmode<0> == '1' && cmode<3:2> != '11' then SEE "VORR (immediate)";
if op == '1' && cmode != '1110' then SEE "Related encodings";
if Q == '1' && Vd<0> == '1' then UNDEFINED;
constant single_register = FALSE; constant advsimd = TRUE;
constant imm64 = AdvSIMDExpandImm(op, cmode, i:imm3:imm4);
constant d = UInt(D:Vd); constant regs = if Q == '0' then 1 else 2;
constant bits(32) imm32 = bits(32) UNKNOWN;
```

Related encodings: See [Advanced SIMD one register and modified immediate](#) for the T32 instruction set, or [Advanced SIMD one register and modified immediate](#) for the A32 instruction set.

Assembler Symbols

<c> For encoding A1, A3, A4 and A5: see [Standard assembler syntax fields](#). This encoding must be unconditional.  
For encoding A2, T1, T2, T3, T4 and T5: see [Standard assembler syntax fields](#).

<q> See [Standard assembler syntax fields](#).

<dt> The data type, encoded in “cmode”:

cmode	<dt>
110x	I32
1110	I8
1111	F32

<Qd> Is the 128-bit name of the SIMD&FP destination register, encoded in the "D:Vd" field as <Qd>\*2.

<Dd> Is the 64-bit name of the SIMD&FP destination register, encoded in the "D:Vd" field.

<Sd> Is the 32-bit name of the SIMD&FP destination register, encoded in the "Vd:D" field.

<imm> For encoding A1, A3, A4, A5, T1, T3, T4 and T5: is a constant of the specified type that is replicated to fill the destination register. For details of the range of constants available and the encoding of <imm>, see [Modified immediate constants in T32 and A32 Advanced SIMD instructions](#).

For encoding A2 and T2: is a signed floating-point constant with 3-bit exponent and normalized 4 bits of precision, encoded in "imm4H:imm4L". For details of the range of constants available and the encoding of <imm>, see [Modified immediate constants in T32 and A32 floating-point instructions](#).

## Operation

```
if ConditionPassed() then
    EncodingSpecificOperations(); CheckAdvSIMDOrVFPEEnabled(TRUE, advsimd);
if single_register then
    S[d] = imm32;
else
    for r = 0 to regs-1
        D[d+r] = imm64;
```

## Operational information

If CPSR.DIT is 1 and this instruction passes its condition execution check:

- The execution time of this instruction is independent of:
  - The values of the data supplied in any of its registers.
  - The values of the NZCV flags.
- The response of this instruction to asynchronous exceptions does not vary based on:
  - The values of the data supplied in any of its registers.
  - The values of the NZCV flags.

Internal version only: isa v01\_31, pseudocode v2024-03\_rel ; Build timestamp: 2024-03-25T10:05

Copyright © 2010-2024 Arm Limited or its affiliates. All rights reserved. This document is Non-Confidential.

## VMOV (register)

Copy between FP registers copies the contents of one FP register to another.

Depending on settings in the [CPACR](#), [NSACR](#), [HCPTR](#), and [FPEXC](#) registers, and the Security state and PE mode in which the instruction is executed, an attempt to execute the instruction might be UNDEFINED, or trapped to Hyp mode. For more information see [Enabling Advanced SIMD and floating-point support](#).

It has encodings from the following instruction sets: A32 ( [A2](#) ) and T32 ( [T2](#) ).

### A2

31	30	29	28	27	26	25	24	23	22	21	20	19	18	17	16	15	14	13	12	11	10	9	8	7	6	5	4	3	2	1	0
!= 1111				1	1	1	0	1	D	1	1	0	0	0	0	Vd				1	0	1	x	0	1	M	0	Vm			
cond																size															

#### Single-precision scalar (size == 10)

```
VMOV{<c>}{<q>}.F32 <Sd>, <Sm>
```

#### Double-precision scalar (size == 11)

```
VMOV{<c>}{<q>}.F64 <Dd>, <Dm>
```

```
if FPSCR.Len != '000' || FPSCR.Stride != '00' then UNDEFINED;
constant single_register = (size == '10');  constant advsimd = FALSE;
integer d;
integer m;
integer regs;
if single_register then
    d = UInt(Vd:D);  m = UInt(Vm:M);
else
    d = UInt(D:D);  m = UInt(M:M);  regs = 1;
```

### T2

15	14	13	12	11	10	9	8	7	6	5	4	3	2	1	0	15	14	13	12	11	10	9	8	7	6	5	4	3	2	1	0
1	1	1	0	1	1	1	0	1	D	1	1	0	0	0	0	Vd				1	0	1	x	0	1	M	0	Vm			
																size															

#### Single-precision scalar (size == 10)

```
VMOV{<c>}{<q>}.F32 <Sd>, <Sm>
```

#### Double-precision scalar (size == 11)

```
VMOV{<c>}{<q>}.F64 <Dd>, <Dm>
```

```
if FPSCR.Len != '000' || FPSCR.Stride != '00' then UNDEFINED;
constant single_register = (size == '10');  constant advsimd = FALSE;
integer d;
integer m;
integer regs;
if single_register then
    d = UInt(Vd:D);  m = UInt(Vm:M);
else
    d = UInt(D:D);  m = UInt(M:M);  regs = 1;
```

### Assembler Symbols

- <c> See [Standard assembler syntax fields](#).
- <q> See [Standard assembler syntax fields](#).

<Sd>	Is the 32-bit name of the SIMD&FP destination register, encoded in the "Vd:D" field.
<Sm>	Is the 32-bit name of the SIMD&FP source register, encoded in the "Vm:M" field.
<Dd>	Is the 64-bit name of the SIMD&FP destination register, encoded in the "D:Vd" field.
<Dm>	Is the 64-bit name of the SIMD&FP source register, encoded in the "M:Vm" field.

## Operation

```

if ConditionPassed() then
    EncodingSpecificOperations(); CheckAdvSIMDOrVFPEnabled(TRUE, advsimd);
    if single_register then
        S[d] = S[m];
    else
        for r = 0 to regs-1
            D[d+r] = D[m+r];

```

## Operational information

If CPSR.DIT is 1 and this instruction passes its condition execution check:

- The execution time of this instruction is independent of:
  - The values of the data supplied in any of its registers.
  - The values of the NZCV flags.
- The response of this instruction to asynchronous exceptions does not vary based on:
  - The values of the data supplied in any of its registers.
  - The values of the NZCV flags.

Internal version only: isa v01\_31, pseudocode v2024-03\_rel ; Build timestamp: 2024-03-25T10:05

Copyright © 2010-2024 Arm Limited or its affiliates. All rights reserved. This document is Non-Confidential.

# VMOV (register, SIMD)

Copy between SIMD registers copies the contents of one SIMD register to another.

This is an alias of [VORR \(register\)](#). This means:

- The encodings in this description are named to match the encodings of [VORR \(register\)](#).
  - The description of [VORR \(register\)](#) gives the operational pseudocode, any CONSTRAINED UNPREDICTABLE behavior, and any operational information for this instruction.
- It has encodings from the following instruction sets: A32 ( [A1](#) ) and T32 ( [T1](#) ).

## A1

31	30	29	28	27	26	25	24	23	22	21	20	19	18	17	16	15	14	13	12	11	10	9	8	7	6	5	4	3	2	1	0
1	1	1	1	0	0	1	0	0	D	1	0	Vn				Vd				0 0 0 1				N	Q	M	1	Vm			

### 64-bit SIMD vector (Q == 0)

`VMOV{<c>}{<q>}{.<dt>} <Dd>, <Dm>`

is equivalent to

`VORR{<c>}{<q>}{.<dt>} <Dd>, <Dm>, <Dm>`

and is the preferred disassembly when `N:Vn == M:Vm`.

### 128-bit SIMD vector (Q == 1)

`VMOV{<c>}{<q>}{.<dt>} <Qd>, <Qm>`

is equivalent to

`VORR{<c>}{<q>}{.<dt>} <Qd>, <Qm>, <Qm>`

and is the preferred disassembly when `N:Vn == M:Vm`.

## T1

15	14	13	12	11	10	9	8	7	6	5	4	3	2	1	0	15	14	13	12	11	10	9	8	7	6	5	4	3	2	1	0
1	1	1	0	1	1	1	1	0	D	1	0	Vn			Vd			0	0	0	1	N	Q	M	1	Vm					

### 64-bit SIMD vector (Q == 0)

`VMOV{<c>}{<q>}{.<dt>} <Dd>, <Dm>`

is equivalent to

`VORR{<c>}{<q>}{.<dt>} <Dd>, <Dm>, <Dm>`

and is the preferred disassembly when `N:Vn == M:Vm`.

### 128-bit SIMD vector (Q == 1)

`VMOV{<c>}{<q>}{.<dt>} <Qd>, <Qm>`

is equivalent to

`VORR{<c>}{<q>}{.<dt>} <Qd>, <Qm>, <Qm>`

and is the preferred disassembly when `N:Vn == M:Vm`.

Assembler Symbols

- <c> For encoding A1: see *Standard assembler syntax fields*. This encoding must be unconditional.  
For encoding T1: see *Standard assembler syntax fields*.
- <q> See *Standard assembler syntax fields*.
- <dt> An optional data type. <dt> must not be F64, but it is otherwise ignored.
- <Qd> Is the 128-bit name of the SIMD&FP destination register, encoded in the "D:Vd" field as <Qd>\*2.
- <Qm> Is the 128-bit name of the SIMD&FP source register, encoded in the "N:Vn" and "M:Vm" field as <Qm>\*2.
- <Dd> Is the 64-bit name of the SIMD&FP destination register, encoded in the "D:Vd" field.
- <Dm> Is the 64-bit name of the SIMD&FP source register, encoded in the "N:Vn" and "M:Vm" field.

Operation

The description of [VORR \(register\)](#) gives the operational pseudocode for this instruction.

## VMOV (scalar to general-purpose register)

Copy a vector element to a general-purpose register with sign or zero extension copies a byte, halfword, or word from an Advanced SIMD scalar to a general-purpose register. Bytes and halfwords can be either zero-extended or sign-extended.

On a Floating-point-only system, this instruction transfers one word from the upper or lower half of a double-precision floating-point register to a general-purpose register. This is an identical operation to the Advanced SIMD single word transfer.

For more information about scalars see [Advanced SIMD scalars](#).

Depending on settings in the [CPACR](#), [NSACR](#), [HCPTR](#), and [FPEXC](#) registers, and the Security state and PE mode in which the instruction is executed, an attempt to execute the instruction might be UNDEFINED, or trapped to Hyp mode. For more information see [Enabling Advanced SIMD and floating-point support](#).

It has encodings from the following instruction sets: A32 ([A1](#)) and T32 ([T1](#)).

### A1

31	30	29	28	27	26	25	24	23	22	21	20	19	18	17	16	15	14	13	12	11	10	9	8	7	6	5	4	3	2	1	0
!= 1111				1	1	1	0	U	opc1		1	Vn				Rt				1	0	1	1	N	opc2		1	(0)	(0)	(0)	(0)
cond																															

### A1

VMOV{<c>}{<q>}{.<dt>} <Rt>, <Dn[x]>

```
boolean advsimd;
integer esize;
integer index;
case U:opc1:opc2 of
  when 'x1xxx' advsimd = TRUE;  esize = 8;  index = UInt(opc1<0>:opc2);
  when 'x0xx1' advsimd = TRUE;  esize = 16; index = UInt(opc1<0>:opc2<1>);
  when '00x00' advsimd = FALSE;  esize = 32; index = UInt(opc1<0>);
  when '10x00' UNDEFINED;
  when 'x0x10' UNDEFINED;
constant t = UInt(Rt);  constant n = UInt(N:Vn);  constant unsigned = (U == '1');
// Armv8-A removes UNPREDICTABLE for R13
if t == 15 then UNPREDICTABLE;
```

### T1

15	14	13	12	11	10	9	8	7	6	5	4	3	2	1	0	15	14	13	12	11	10	9	8	7	6	5	4	3	2	1	0
1	1	1	0	1	1	1	0	U	opc1	1	Vn				Rt				1	0	1	1	N	opc2	1	(0)	(0)	(0)	(0)		

### T1

VMOV{<c>}{<q>}{.<dt>} <Rt>, <Dn[x]>

```
boolean advsimd;
integer esize;
integer index;
case U:opc1:opc2 of
  when 'x1xxx' advsimd = TRUE;  esize = 8;  index = UInt(opc1<0>:opc2);
  when 'x0xx1' advsimd = TRUE;  esize = 16; index = UInt(opc1<0>:opc2<1>);
  when '00x00' advsimd = FALSE;  esize = 32; index = UInt(opc1<0>);
  when '10x00' UNDEFINED;
  when 'x0x10' UNDEFINED;
constant t = UInt(Rt);  constant n = UInt(N:Vn);  constant unsigned = (U == '1');
// Armv8-A removes UNPREDICTABLE for R13
if t == 15 then UNPREDICTABLE;
```

For more information about the CONSTRAINED UNPREDICTABLE behavior of this instruction, see [Architectural Constraints on UNPREDICTABLE behaviors](#).



## Assembler Symbols

<c>	See <a href="#">Standard assembler syntax fields</a> .
<q>	See <a href="#">Standard assembler syntax fields</a> .
<dt>	The data type. It must be one of: <b>S8</b> Encoded as $U = 0$ , $opc1<1> = 1$ . [x] is encoded in $opc1<0>$ , $opc2$ . <b>S16</b> Encoded as $U = 0$ , $opc1<1> = 0$ , $opc2<0> = 1$ . [x] is encoded in $opc1<0>$ , $opc2<1>$ . <b>U8</b> Encoded as $U = 1$ , $opc1<1> = 1$ . [x] is encoded in $opc1<0>$ , $opc2$ . <b>U16</b> Encoded as $U = 1$ , $opc1<1> = 0$ , $opc2<0> = 1$ . [x] is encoded in $opc1<0>$ , $opc2<1>$ . <b>32</b> Encoded as $U = 0$ , $opc1<1> = 0$ , $opc2 = 0b00$ . [x] is encoded in $opc1<0>$ . <b>omitted</b> Equivalent to 32.
<Rt>	The destination general-purpose register.
<Dn[x]>	The scalar. For details of how [x] is encoded see the description of <dt>.

## Operation

```
if ConditionPassed() then
    EncodingSpecificOperations(); CheckAdvSIMDOrVFPEEnabled(TRUE, advsimd);
    if unsigned then
        R[t] = ZeroExtend(Elem[D[n],index,esize], 32);
    else
        R[t] = SignExtend(Elem[D[n],index,esize], 32);
```

## Operational information

If CPSR.DIT is 1 and this instruction passes its condition execution check:

- The execution time of this instruction is independent of:
  - The values of the data supplied in any of its registers.
  - The values of the NZCV flags.
- The response of this instruction to asynchronous exceptions does not vary based on:
  - The values of the data supplied in any of its registers.
  - The values of the NZCV flags.

Internal version only: isa v01\_31, pseudocode v2024-03\_rel ; Build timestamp: 2024-03-25T10:05

Copyright © 2010-2024 Arm Limited or its affiliates. All rights reserved. This document is Non-Confidential.

# VMOVL

Vector Move Long takes each element in a doubleword vector, sign or zero-extends them to twice their original length, and places the results in a quadword vector.

Depending on settings in the *CPACR*, *NSACR*, and *HCPTTR* registers, and the Security state and PE mode in which the instruction is executed, an attempt to execute the instruction might be UNDEFINED, or trapped to Hyp mode. For more information see *Enabling Advanced SIMD and floating-point support*.

It has encodings from the following instruction sets: A32 ( [A1](#) ) and T32 ( [T1](#) ).

## A1

31	30	29	28	27	26	25	24	23	22	21	20	19	18	17	16	15	14	13	12	11	10	9	8	7	6	5	4	3	2	1	0
1	1	1	1	0	0	1	U	1	D	!= 000			0	0	0	Vd			1			0	1	0	0	0	M	1	Vm		

imm3H

## A1

```
VMOVL{<c>}{<q>}.<dt> <Qd>, <Dm>
```

```
if imm3H == '000' then SEE "Related encodings";
if imm3H != '001' && imm3H != '010' && imm3H != '100' then SEE "VSHLL";
if Vd<0> == '1' then UNDEFINED;
constant integer esize = 8 * UInt(imm3H);
constant unsigned = (U == '1'); constant elements = 64 DIV esize;
constant d = UInt(D:Vd); constant m = UInt(M:Vm);
```

## T1

15	14	13	12	11	10	9	8	7	6	5	4	3	2	1	0	15	14	13	12	11	10	9	8	7	6	5	4	3	2	1	0
1	1	1	U	1	1	1	1	1	D	!= 000	0	0	0	Vd			1	0	1	0	0	0	M	1	Vm						

imm3H

## T1

```
VMOVL{<c>}{<q>}.<dt> <Qd>, <Dm>
```

```
if imm3H == '000' then SEE "Related encodings";
if imm3H != '001' && imm3H != '010' && imm3H != '100' then SEE "VSHLL";
if Vd<0> == '1' then UNDEFINED;
constant integer esize = 8 * UInt(imm3H);
constant unsigned = (U == '1'); constant elements = 64 DIV esize;
constant d = UInt(D:Vd); constant m = UInt(M:Vm);
```

Related encodings: See *Advanced SIMD one register and modified immediate* for the T32 instruction set, or *Advanced SIMD one register and modified immediate* for the A32 instruction set.

## Assembler Symbols

- <c> For encoding A1: see *Standard assembler syntax fields*. This encoding must be unconditional.  
For encoding T1: see *Standard assembler syntax fields*.
- <q> See *Standard assembler syntax fields*.
- <dt> Is the data type for the elements of the operand, encoded in “U:imm3H”:

U	imm3H	<dt>
0	001	S8
0	010	S16
0	100	S32
1	001	U8
1	010	U16
1	100	U32

- <Qd> Is the 128-bit name of the SIMD&FP destination register, encoded in the "D:Vd" field as <Qd>\*2.
- <Dm> Is the 64-bit name of the SIMD&FP source register, encoded in the "M:Vm" field.

## Operation

```
if ConditionPassed() then
    EncodingSpecificOperations(); CheckAdvSIMDEnabled();
    for e = 0 to elements-1
        constant result = Int(Elem[Din[m],e,esize], unsigned);
        Elem[Q[d>>1],e,2*esize] = result<2*esize-1:0>;
```

## Operational information

If CPSR.DIT is 1 and this instruction passes its condition execution check:

- The execution time of this instruction is independent of:
  - The values of the data supplied in any of its registers.
  - The values of the NZCV flags.
- The response of this instruction to asynchronous exceptions does not vary based on:
  - The values of the data supplied in any of its registers.
  - The values of the NZCV flags.

Internal version only: isa v01\_31, pseudocode v2024-03\_rel ; Build timestamp: 2024-03-25T10:05

Copyright © 2010-2024 Arm Limited or its affiliates. All rights reserved. This document is Non-Confidential.

VMOVN

Vector Move and Narrow copies the least significant half of each element of a quadword vector into the corresponding elements of a doubleword vector.

The operand vector elements can be any one of 16-bit, 32-bit, or 64-bit integers. There is no distinction between signed and unsigned integers. Depending on settings in the *CPACR*, *NSACR*, and *HCPTTR* registers, and the Security state and PE mode in which the instruction is executed, an attempt to execute the instruction might be UNDEFINED, or trapped to Hyp mode. For more information see *Enabling Advanced SIMD and floating-point support*.

This instruction is used by the pseudo-instructions *VRSHRN (zero)*, and *VSHRN (zero)*.

It has encodings from the following instruction sets: A32 ( *A1* ) and T32 ( *T1* ).

A1

31	30	29	28	27	26	25	24	23	22	21	20	19	18	17	16	15	14	13	12	11	10	9	8	7	6	5	4	3	2	1	0
1	1	1	1	0	0	1	1	1	D	1	1	size	1	0	Vd				0	0	1	0	0	0	0	M	0	Vm			

A1

```
VMOVN{<c>}{<q>}.<dt> <Dd>, <Qm>
```

```
if size == '11' then UNDEFINED;
if Vm<0> == '1' then UNDEFINED;
constant integer esize = 8 << UInt(size);  constant elements = 64 DIV esize;
constant d = UInt(D:Vd);  constant m = UInt(M:Vm);
```

T1

15	14	13	12	11	10	9	8	7	6	5	4	3	2	1	0	15	14	13	12	11	10	9	8	7	6	5	4	3	2	1	0
1	1	1	1	1	1	1	1	1	D	1	1	size	1	0	Vd				0	0	1	0	0	0	0	M	0	Vm			

T1

```
VMOVN{<c>}{<q>}.<dt> <Dd>, <Qm>
```

```
if size == '11' then UNDEFINED;
if Vm<0> == '1' then UNDEFINED;
constant integer esize = 8 << UInt(size);  constant elements = 64 DIV esize;
constant d = UInt(D:Vd);  constant m = UInt(M:Vm);
```

Assembler Symbols

- <c>

For encoding A1: see *Standard assembler syntax fields*. This encoding must be unconditional.
- <q>

See *Standard assembler syntax fields*.
- <dt>

Is the data type for the elements of the operand, encoded in “size”:

size	<dt>
00	I16
01	I32
10	I64
11	RESERVED
- <Dd>

Is the 64-bit name of the SIMD&FP destination register, encoded in the "D:Vd" field.
- <Qm>

Is the 128-bit name of the SIMD&FP source register, encoded in the "M:Vm" field as <Qm>\*2.

## Operation

```
if ConditionPassed() then
    EncodingSpecificOperations(); CheckAdvSIMDEnabled();
    for e = 0 to elements-1
        Elem[D[d],e,esize] = Elem[Qin[m>>1],e,2*esize]<esize-1:0>;
```

## Operational information

If CPSR.DIT is 1 and this instruction passes its condition execution check:

- The execution time of this instruction is independent of:
  - The values of the data supplied in any of its registers.
  - The values of the NZCV flags.
- The response of this instruction to asynchronous exceptions does not vary based on:
  - The values of the data supplied in any of its registers.
  - The values of the NZCV flags.

Internal version only: isa v01\_31, pseudocode v2024-03\_rel ; Build timestamp: 2024-03-25T10:05

Copyright © 2010-2024 Arm Limited or its affiliates. All rights reserved. This document is Non-Confidential.

VMOVX

Vector Move extraction. This instruction copies the upper 16 bits of the 32-bit source SIMD&FP register into the lower 16 bits of the 32-bit destination SIMD&FP register, while clearing the remaining bits to zero.

Depending on settings in the [CPACR](#), [NSACR](#), [HCPTR](#), and [FPEXC](#) registers, and the Security state and PE mode in which the instruction is executed, an attempt to execute the instruction might be UNDEFINED, or trapped to Hyp mode. For more information see [Enabling Advanced SIMD and floating-point support](#).

It has encodings from the following instruction sets: A32 ( [A1](#) ) and T32 ( [T1](#) ).

A1  
(FEAT\_FP16)

31	30	29	28	27	26	25	24	23	22	21	20	19	18	17	16	15	14	13	12	11	10	9	8	7	6	5	4	3	2	1	0
1	1	1	1	1	1	1	0	1	D	1	1	0	0	0	0	Vd				1	0	1	0	0	1	M	0	Vm			

A1

```
VMOVX{<q>}.F16 <Sd>, <Sm>

if !IsFeatureImplemented(FEAT_FP16) then UNDEFINED;
if FPSCR.Len != '000' || FPSCR.Stride != '00' then UNDEFINED;
constant d = UInt(Vd:D); constant m = UInt(Vm:M);
```

T1  
(FEAT\_FP16)

15	14	13	12	11	10	9	8	7	6	5	4	3	2	1	0	15	14	13	12	11	10	9	8	7	6	5	4	3	2	1	0
1	1	1	1	1	1	1	0	1	D	1	1	0	0	0	0	Vd				1	0	1	0	0	1	M	0	Vm			

T1

```
VMOVX{<q>}.F16 <Sd>, <Sm>

if InITBlock() then UNPREDICTABLE;
if !IsFeatureImplemented(FEAT_FP16) then UNDEFINED;
if FPSCR.Len != '000' || FPSCR.Stride != '00' then UNDEFINED;
constant d = UInt(Vd:D); constant m = UInt(Vm:M);
```

CONSTRAINED UNPREDICTABLE behavior

- If `InITBlock()`, then one of the following behaviors must occur:
- The instruction is UNDEFINED.
  - The instruction executes as if it passes the Condition code check.
  - The instruction executes as NOP. This means it behaves as if it fails the Condition code check.

Assembler Symbols

- <q> See [Standard assembler syntax fields](#).
- <Sd> Is the 32-bit name of the SIMD&FP destination register, encoded in the "Vd:D" field.
- <Sm> Is the 32-bit name of the SIMD&FP source register, encoded in the "Vm:M" field.

Operation

```
if ConditionPassed() then
    EncodingSpecificOperations();
    CheckVFPEEnabled(TRUE);
    H[d] = S[m]<31:16>;
```



# VMRS

Move SIMD&FP Special register to general-purpose register moves the value of an Advanced SIMD and floating-point System register to a general-purpose register. When the specified System register is the *FPSCR*, a form of the instruction transfers the *FPSCR*.{N, Z, C, V} condition flags to the *APSR*.{N, Z, C, V} condition flags.

Depending on settings in the *CPACR*, *NSACR*, *HCPTR*, and *FPEXC* registers, and the Security state and PE mode in which the instruction is executed, an attempt to execute the instruction might be UNDEFINED, or trapped to Hyp mode. For more information see *Enabling Advanced SIMD and floating-point support*.

When these settings permit the execution of Advanced SIMD and floating-point instructions, if the specified floating-point System register is not the *FPSCR*, the instruction is UNDEFINED if executed in User mode.

In an implementation that includes EL2, when *HCR*.TID0 is set to 1, any VMRS access to *FPSID* from a Non-secure EL1 mode that would be permitted if *HCR*.TID0 was set to 0 generates a Hyp Trap exception. For more information, see *ID group 0, Primary device identification registers*.

For simplicity, the VMRS pseudocode does not show the possible trap to Hyp mode.

It has encodings from the following instruction sets: A32 ( [A1](#) ) and T32 ( [T1](#) ).

## A1

31	30	29	28	27	26	25	24	23	22	21	20	19	18	17	16	15	14	13	12	11	10	9	8	7	6	5	4	3	2	1	0
!= 1111				1	1	1	0	1	1	1	1	reg				Rt				1	0	1	0	(0)	(0)	(0)	1	(0)	(0)	(0)	(0)
cond																															

## A1

```
VMRS{<c>}{<q>} <Rt>, <spec_reg>

constant t = UInt(Rt);
if !(reg IN {'000x', '0101', '011x', '1000'}) then UNPREDICTABLE;
// Armv8-A removes UNPREDICTABLE for R13
if t == 15 && reg != '0001' then UNPREDICTABLE;
```

### CONSTRAINED UNPREDICTABLE behavior

If *!(reg IN {'000x', '0101', '011x', '1000'})*, then one of the following behaviors must occur:

- The instruction is UNDEFINED.
- The instruction executes as NOP.
- The instruction transfers an UNKNOWN value to the specified target register. When the Rt field holds the value 0b1111, the specified target register is the *APSR*.{N, Z, C, V} bits, and these bits become UNKNOWN. Otherwise, the specified target register is the register specified by the Rt field, R0 - R14.

## T1

15	14	13	12	11	10	9	8	7	6	5	4	3	2	1	0	15	14	13	12	11	10	9	8	7	6	5	4	3	2	1	0
1	1	1	0	1	1	1	0	1	1	1	1	reg				Rt				1	0	1	0	(0)	(0)	(0)	1	(0)	(0)	(0)	(0)

## T1

```
VMRS{<c>}{<q>} <Rt>, <spec_reg>

constant t = UInt(Rt);
if !(reg IN {'000x', '0101', '011x', '1000'}) then UNPREDICTABLE;
// Armv8-A removes UNPREDICTABLE for R13
if t == 15 && reg != '0001' then UNPREDICTABLE;
```

### CONSTRAINED UNPREDICTABLE behavior

If *!(reg IN {'000x', '0101', '011x', '1000'})*, then one of the following behaviors must occur:

- The instruction is UNDEFINED.
- The instruction executes as NOP.



- The instruction transfers an UNKNOWN value to the specified target register. When the Rt field holds the value 0b1111, the specified target register is the [APSR](#).{N, Z, C, V} bits, and these bits become UNKNOWN. Otherwise, the specified target register is the register specified by the Rt field, R0 - R14.

For more information about the CONSTRAINED UNPREDICTABLE behavior of this instruction, see [Architectural Constraints on UNPREDICTABLE behaviors](#).

### Assembler Symbols

- <c> See [Standard assembler syntax fields](#).
- <q> See [Standard assembler syntax fields](#).
- <Rt> Is the general-purpose destination register, encoded in the "Rt" field. Is one of:  
**R0-R14**  
 General-purpose register.
- APSR\_nzcv**  
 Permitted only when <spec\_reg> is FPSCR. Encoded as 0b1111. The instruction transfers the [FPSCR](#).{N, Z, C, V} condition flags to the [APSR](#).{N, Z, C, V} condition flags.

<spec\_reg> Is the source Advanced SIMD and floating-point System register, encoded in “reg”:

reg	<spec_reg>
0000	FPSID
0001	FPSCR
001x	UNPREDICTABLE
0100	UNPREDICTABLE
0101	MVFR2
0110	MVFR1
0111	MVFR0
1000	FPEXC
1001	UNPREDICTABLE
101x	UNPREDICTABLE
11xx	UNPREDICTABLE

### Operation

```

if ConditionPassed() then
    EncodingSpecificOperations();
    if reg == '0001' then                                     // FPSCR
        CheckVFPEEnabled(TRUE);
        if t == 15 then
            PSTATE.<N,Z,C,V> = FPSR.<N,Z,C,V>;
        else
            R[t] = FPSCR;
    elsif PSTATE.EL == ELO then                                // Non-FPSCR registers accessible only at PL1 or above
        UNDEFINED;
    else
        CheckVFPEEnabled(FALSE);                               // Non-FPSCR registers are not affected by FPEXC.EN
        AArch32.CheckAdvSIMDOrFPRegisterTraps(reg);
        case reg of
            when '0000' R[t] = FPSID;
            when '0101' R[t] = MVFR2;
            when '0110' R[t] = MVFR1;
            when '0111' R[t] = MVFR0;
            when '1000' R[t] = FPEXC;
            otherwise Unreachable(); // Dealt with above or in encoding-specific pseudocode

```

VMSR

Move general-purpose register to SIMD&FP Special register moves the value of a general-purpose register to a floating-point System register. Depending on settings in the *CPACR*, *NSACR*, *HCPTR*, and *FPEXC* registers, and the Security state and PE mode in which the instruction is executed, an attempt to execute the instruction might be UNDEFINED, or trapped to Hyp mode. For more information see *Enabling Advanced SIMD and floating-point support*. When these settings permit the execution of Advanced SIMD and floating-point instructions:

- If the specified floating-point System register is *FPSID* or *FPEXC*, the instruction is UNDEFINED if executed in User mode.
- If the specified floating-point System register is the *FPSID* and the instruction is executed in a mode other than User mode, the instruction is ignored.

It has encodings from the following instruction sets: A32 ( [A1](#) ) and T32 ( [T1](#) ) .

A1

31	30	29	28	27	26	25	24	23	22	21	20	19	18	17	16	15	14	13	12	11	10	9	8	7	6	5	4	3	2	1	0
!= 1111				1	1	1	0	1	1	1	0	reg				Rt				1	0	1	0	(0)	(0)	(0)	1	(0)	(0)	(0)	(0)
cond																															

A1

```
VMSR{<c>}{<q>} <spec_reg>, <Rt>

constant t = UInt(Rt);
if !(reg IN {'000x'}) && reg != '1000' then
    constant Constraint c = ConstrainUnpredictable(Unpredictable VMSR);
    assert c IN {Constraint_UNDEF, Constraint_NOP};
    case c of
        when Constraint_UNDEF
            UNDEFINED;
        when Constraint_NOP
            EndOfInstruction();
// Armv8-A removes UNPREDICTABLE for R13
if t == 15 then UNPREDICTABLE;
```

CONSTRAINED UNPREDICTABLE behavior

If `reg != '000x' && reg != '1000'`, then one of the following behaviors must occur:

- The instruction is UNDEFINED.
- The instruction executes as NOP.
- The instruction transfers the value in the general-purpose register to one of the allocated registers accessible using VMSR at the same Exception level.

T1

15	14	13	12	11	10	9	8	7	6	5	4	3	2	1	0	15	14	13	12	11	10	9	8	7	6	5	4	3	2	1	0
1	1	1	0	1	1	1	0	1	1	1	0	reg				Rt				1	0	1	0	(0)	(0)	(0)	1	(0)	(0)	(0)	(0)

```
VMSR{<c>}{<q>} <spec_reg>, <Rt>

constant t = UInt(Rt);
if !(reg IN {'000x'}) && reg != '1000' then
    constant Constraint c = ConstrainUnpredictable(Unpredictable_VMSR);
    assert c IN {Constraint_UNDEF, Constraint_NOP};
    case c of
        when Constraint_UNDEF
            UNDEFINED;
        when Constraint_NOP
            EndOfInstruction();
// Armv8-A removes UNPREDICTABLE for R13
if t == 15 then UNPREDICTABLE;
```

CONSTRAINED UNPREDICTABLE behavior

If `reg != '000x' && reg != '1000'`, then one of the following behaviors must occur:

- The instruction is UNDEFINED.
- The instruction executes as NOP.
- The instruction transfers the value in the general-purpose register to one of the allocated registers accessible using VMSR at the same Exception level.

For more information about the CONSTRAINED UNPREDICTABLE behavior of this instruction, see [Architectural Constraints on UNPREDICTABLE behaviors](#).

Assembler Symbols

- <c> See [Standard assembler syntax fields](#).
- <q> See [Standard assembler syntax fields](#).
- <spec\_reg> Is the destination Advanced SIMD and floating-point System register, encoded in “reg”:

reg	<spec_reg>
0000	FPSID
0001	FPSCR
001x	UNPREDICTABLE
01xx	UNPREDICTABLE
1000	FPEXC
1001	UNPREDICTABLE
101x	UNPREDICTABLE
11xx	UNPREDICTABLE

<Rt> Is the general-purpose source register, encoded in the "Rt" field.

Operation

```
if ConditionPassed() then
    EncodingSpecificOperations();
    if reg == '0001' then // FPSCR
        CheckVFPEEnabled(TRUE);
        FPSCR = R[t];
    elsif PSTATE.EL == ELO then // Non-FPSCR registers accessible only at PL1 or above
        UNDEFINED;
    else // Non-FPSCR registers are not affected by FPEXC.EN
        CheckVFPEEnabled(FALSE);
        case reg of
            when '0000' // VMSR access to FPSID is ignored
            when '1000'
                FPEXC = R[t];
            otherwise
                Unreachable(); // Dealt with above or in encoding-specific pseudocode
```



## VMUL (by scalar)

Vector Multiply multiplies each element in a vector by a scalar, and places the results in a second vector.

For more information about scalars see [Advanced SIMD scalars](#).

Depending on settings in the [CPACR](#), [NSACR](#), and [HCPTR](#) registers, and the Security state and PE mode in which the instruction is executed, an attempt to execute the instruction might be UNDEFINED, or trapped to Hyp mode. For more information see [Enabling Advanced SIMD and floating-point support](#).

It has encodings from the following instruction sets: A32 ( [A1](#) ) and T32 ( [T1](#) ).

### A1

31	30	29	28	27	26	25	24	23	22	21	20	19	18	17	16	15	14	13	12	11	10	9	8	7	6	5	4	3	2	1	0
1	1	1	1	0	0	1	Q	1	D	!= 11	Vn			Vd			1 0 0			F	N	1	M	0	Vm						
size																															

### 64-bit SIMD vector (Q == 0)

VMUL{<c>}{<q>}.<dt> {<Dd>,} <Dn>, <Dm>[<index>]

### 128-bit SIMD vector (Q == 1)

VMUL{<c>}{<q>}.<dt> {<Qd>,} <Qn>, <Dm>[<index>]

```
if size == '11' then SEE "Related encodings";
if size == '00' || (F == '1' && size == '01' && !IsFeatureImplemented(FEAT_FP16)) then
    UNDEFINED;
if Q == '1' && (Vd<0> == '1' || Vn<0> == '1') then UNDEFINED;
constant unsigned = FALSE; // "Don't care" value: TRUE produces same functionality
constant floating_point = (F == '1'); constant long_destination = FALSE;
constant d = UInt(D:Vd); constant n = UInt(N:Vn); constant regs = if Q == '0' then 1 else 2;
constant integer esize = 8 << UInt(size);
constant integer elements = 64 DIV esize;
integer m;
integer index;
if size == '01' then m = UInt(Vm<2:0>); index = UInt(M:Vm<3>);
if size == '10' then m = UInt(Vm); index = UInt(M);
```

### T1

15	14	13	12	11	10	9	8	7	6	5	4	3	2	1	0	15	14	13	12	11	10	9	8	7	6	5	4	3	2	1	0		
1	1	1	Q	1	1	1	1	1	D	!= 11	Vn					Vd					1	0	0	F	N	1	M	0	Vm				
size																																	

64-bit SIMD vector (Q == 0)

```
VMUL{<c>}{<q>}.<dt> {<Dd>, } <Dn>, <Dm>[<index>]
```

128-bit SIMD vector (Q == 1)

```
VMUL{<c>}{<q>}.<dt> {<Qd>, } <Qn>, <Dm>[<index>]
```

```
if size == '11' then SEE "Related encodings";
if F == '1' && size == '01' && InITBlock() then UNPREDICTABLE;
if size == '00' || (F == '1' && size == '01' && !IsFeatureImplemented(FEAT_FP16)) then
    UNDEFINED;
if Q == '1' && (Vd<0> == '1' || Vn<0> == '1') then UNDEFINED;
constant unsigned = FALSE; // "Don't care" value: TRUE produces same functionality
constant floating_point = (F == '1'); constant long_destination = FALSE;
constant d = UInt(D:Vd); constant n = UInt(N:Vn); constant regs = if Q == '0' then 1 else 2;
constant integer esize = 8 << UInt(size);
constant integer elements = 64 DIV esize;
integer m;
integer index;
if size == '01' then m = UInt(Vm<2:0>); index = UInt(M:Vm<3>);
if size == '10' then m = UInt(Vm); index = UInt(M);
```

CONSTRAINED UNPREDICTABLE behavior

If `F == '1' && size == '01' && InITBlock()`, then one of the following behaviors must occur:

- The instruction is UNDEFINED.
- The instruction executes as if it passes the Condition code check.
- The instruction executes as NOP. This means it behaves as if it fails the Condition code check.

Related encodings: See *Advanced SIMD data-processing* for the T32 instruction set, or *Advanced SIMD data-processing* for the A32 instruction set.

Assembler Symbols

<c> For encoding A1: see *Standard assembler syntax fields*. This encoding must be unconditional.  
For encoding T1: see *Standard assembler syntax fields*.

<q> See *Standard assembler syntax fields*.

<dt> Is the data type for the scalar and the elements of the operand vector, encoded in “F:size”:

F	size	<dt>
0	01	I16
0	10	I32
1	01	F16
1	10	F32

<Qd> Is the 128-bit name of the SIMD&FP destination register, encoded in the "D:Vd" field as <Qd>\*2.

<Qn> Is the 128-bit name of the first SIMD&FP source register, encoded in the "N:Vn" field as <Qn>\*2.

<Dd> Is the 64-bit name of the SIMD&FP destination register, encoded in the "D:Vd" field.

<Dn> Is the 64-bit name of the first SIMD&FP source register, encoded in the "N:Vn" field.

<Dm> Is the 64-bit name of the second SIMD&FP source register. When <dt> is I16 or F16, this is encoded in the "Vm<2:0>" field. Otherwise it is encoded in the "Vm" field.

<index> Is the element index. When <dt> is I16 or F16, this is in the range 0 to 3 and is encoded in the "M:Vm<3>" field. Otherwise it is in the range 0 to 1 and is encoded in the "M" field.

## Operation

```
if ConditionPassed() then
    EncodingSpecificOperations(); CheckAdvSIMDEnabled();
    constant FPCR_Type fpcr = StandardFPCR();
    constant op2 = Elem[Din[m],index,esize]; constant op2val = Int(op2, unsigned);
    for r = 0 to regs-1
        for e = 0 to elements-1
            constant op1 = Elem[Din[n+r],e,esize]; constant op1val = Int(op1, unsigned);
            if floating_point then
                Elem[D[d+r],e,esize] = FPMul(op1, op2, fpcr);
            else
                if long_destination then
                    Elem[Q[d>>1],e,2*esize] = (op1val*op2val)<2*esize-1:0>;
                else
                    Elem[D[d+r],e,esize] = (op1val*op2val)<esize-1:0>;
```

Internal version only: isa v01\_31, pseudocode v2024-03\_rel ; Build timestamp: 2024-03-25T10:05

Copyright © 2010-2024 Arm Limited or its affiliates. All rights reserved. This document is Non-Confidential.

VMUL (floating-point)

Vector Multiply multiplies corresponding elements in two vectors, and places the results in the destination vector.

Depending on settings in the [CPACR](#), [NSACR](#), [HCPTR](#), and [FPEXC](#) registers, and the Security state and PE mode in which the instruction is executed, an attempt to execute the instruction might be UNDEFINED, or trapped to Hyp mode. For more information see [Enabling Advanced SIMD and floating-point support](#).

It has encodings from the following instruction sets: A32 ( [A1](#) and [A2](#) ) and T32 ( [T1](#) and [T2](#) ) .

A1

31	30	29	28	27	26	25	24	23	22	21	20	19	18	17	16	15	14	13	12	11	10	9	8	7	6	5	4	3	2	1	0
1	1	1	1	0	0	1	1	0	D	0	sz	Vn			Vd			1	1	0	1	N	Q	M	1	Vm					

64-bit SIMD vector (Q == 0)

VMUL{<c>}{<q>}.<dt> {<Dd>, }<Dn>, <Dm>

128-bit SIMD vector (Q == 1)

VMUL{<c>}{<q>}.<dt> {<Qd>, }<Qn>, <Qm>

```
if Q == '1' && (Vd<0> == '1' || Vn<0> == '1' || Vm<0> == '1') then UNDEFINED;
if sz == '1' && !IsFeatureImplemented(FEAT_FP16) then UNDEFINED;
constant advsimd = TRUE;
integer esize;
integer elements;
case sz of
    when '0' esize = 32; elements = 2;
    when '1' esize = 16; elements = 4;
constant d = UInt(D:Vd); constant n = UInt(N:Vn); constant m = UInt(M:Vm);
constant regs = if Q == '0' then 1 else 2;
```

A2

31	30	29	28	27	26	25	24	23	22	21	20	19	18	17	16	15	14	13	12	11	10	9	8	7	6	5	4	3	2	1	0
!= 1111				1	1	1	0	0	D	1	0	Vn				Vd				1	0	size	N	0	M	0	Vm				
cond																															



Half-precision scalar (size == 01)  
(FEAT\_FP16)

```
VMUL{<c>}{<q>}.F16 {<Sd>, } <Sn>, <Sm>
```

Single-precision scalar (size == 10)

```
VMUL{<c>}{<q>}.F32 {<Sd>, } <Sn>, <Sm>
```

Double-precision scalar (size == 11)

```
VMUL{<c>}{<q>}.F64 {<Dd>, } <Dn>, <Dm>
```

```
if FPSCR.Len != '000' || FPSCR.Stride != '00' then UNDEFINED;
if size == '00' || (size == '01' && !IsFeatureImplemented(FEAT_FP16)) then UNDEFINED;
if size == '01' && cond != '1110' then UNPREDICTABLE;
constant advsimd = FALSE;
integer esize;
integer d;
integer n;
integer m;
case size of
    when '01' esize = 16; d = UInt(Vd:D); n = UInt(Vn:N); m = UInt(Vm:M);
    when '10' esize = 32; d = UInt(Vd:D); n = UInt(Vn:N); m = UInt(Vm:M);
    when '11' esize = 64; d = UInt(D:Vd); n = UInt(N:Vn); m = UInt(M:Vm);
constant boolean floating_point = boolean UNKNOWN;
constant integer regs = integer UNKNOWN; constant integer elements = integer UNKNOWN;
```

CONSTRAINED UNPREDICTABLE behavior

If size == '01' && cond != '1110', then one of the following behaviors must occur:

- The instruction is UNDEFINED.
- The instruction executes as if it passes the Condition code check.
- The instruction executes as NOP. This means it behaves as if it fails the Condition code check.

T1

15	14	13	12	11	10	9	8	7	6	5	4	3	2	1	0	15	14	13	12	11	10	9	8	7	6	5	4	3	2	1	0
1	1	1	1	1	1	1	1	0	D	0	sz	Vn				Vd			1	1	0	1	N	Q	M	1	Vm				

64-bit SIMD vector (Q == 0)

```
VMUL{<c>}{<q>}.<dt> {<Dd>, } <Dn>, <Dm>
```

128-bit SIMD vector (Q == 1)

```
VMUL{<c>}{<q>}.<dt> {<Qd>, } <Qn>, <Qm>
```

```
if sz == '1' && InITBlock() then UNPREDICTABLE;
if Q == '1' && (Vd<0> == '1' || Vn<0> == '1' || Vm<0> == '1') then UNDEFINED;
if sz == '1' && !IsFeatureImplemented(FEAT_FP16) then UNDEFINED;
constant advsimd = TRUE;
integer esize;
integer elements;
case sz of
    when '0' esize = 32; elements = 2;
    when '1' esize = 16; elements = 4;
constant d = UInt(D:Vd); constant n = UInt(N:Vn); constant m = UInt(M:Vm);
constant regs = if Q == '0' then 1 else 2;
```

CONSTRAINED UNPREDICTABLE behavior

If sz == '1' && InITBlock(), then one of the following behaviors must occur:

- The instruction is UNDEFINED.
- The instruction executes as if it passes the Condition code check.
- The instruction executes as NOP. This means it behaves as if it fails the Condition code check.

## T2

15	14	13	12	11	10	9	8	7	6	5	4	3	2	1	0	15	14	13	12	11	10	9	8	7	6	5	4	3	2	1	0
1	1	1	0	1	1	1	0	0	D	1	0	Vn				Vd				1	0	size		N	0	M	0	Vm			

### Half-precision scalar (size == 01)

(FEAT\_FP16)

```
VMUL{<c>}{<q>}.F16 {<Sd>}, {<Sn>}, <Sm>
```

### Single-precision scalar (size == 10)

```
VMUL{<c>}{<q>}.F32 {<Sd>}, {<Sn>}, <Sm>
```

### Double-precision scalar (size == 11)

```
VMUL{<c>}{<q>}.F64 {<Dd>}, {<Dn>}, <Dm>
```

```
if size == '01' && InITBlock() then UNPREDICTABLE;
if FPSCR.Len != '000' || FPSCR.Stride != '00' then UNDEFINED;
if size == '00' || (size == '01' && !IsFeatureImplemented(FEAT_FP16)) then UNDEFINED;
constant advsimd = FALSE;
integer esize;
integer d;
integer n;
integer m;
case size of
  when '01' esize = 16; d = UInt(Vd:D); n = UInt(Vn:N); m = UInt(Vm:M);
  when '10' esize = 32; d = UInt(Vd:D); n = UInt(Vn:N); m = UInt(Vm:M);
  when '11' esize = 64; d = UInt(D:Vd); n = UInt(N:Vn); m = UInt(M:Vm);
constant boolean floating_point = boolean UNKNOWN;
constant integer regs = integer UNKNOWN; constant integer elements = integer UNKNOWN;
```

## CONSTRAINED UNPREDICTABLE behavior

If `size == '01' && InITBlock()`, then one of the following behaviors must occur:

- The instruction is UNDEFINED.
- The instruction executes as if it passes the Condition code check.
- The instruction executes as NOP. This means it behaves as if it fails the Condition code check.

## Assembler Symbols

<c> For encoding A1: see [Standard assembler syntax fields](#). This encoding must be unconditional.

For encoding A2, T1 and T2: see [Standard assembler syntax fields](#).

<q> See [Standard assembler syntax fields](#).

<dt> Is the data type for the elements of the vectors, encoded in “sz”:

sz	<dt>
0	F32
1	F16

<Qd> Is the 128-bit name of the SIMD&FP destination register, encoded in the "D:Vd" field as <Qd>\*2.

<Qn> Is the 128-bit name of the first SIMD&FP source register, encoded in the "N:Vn" field as <Qn>\*2.

<Qm> Is the 128-bit name of the second SIMD&FP source register, encoded in the "M:Vm" field as <Qm>\*2.

<Dd> Is the 64-bit name of the SIMD&FP destination register, encoded in the "D:Vd" field.

<Dn>	Is the 64-bit name of the first SIMD&FP source register, encoded in the "N:Vn" field.
<Dm>	Is the 64-bit name of the second SIMD&FP source register, encoded in the "M:Vm" field.
<Sd>	Is the 32-bit name of the SIMD&FP destination register, encoded in the "Vd:D" field.
<Sn>	Is the 32-bit name of the first SIMD&FP source register, encoded in the "Vn:N" field.
<Sm>	Is the 32-bit name of the second SIMD&FP source register, encoded in the "Vm:M" field.

## Operation

```

if ConditionPassed() then
    EncodingSpecificOperations(); CheckAdvSIMDOrVFPEEnabled(TRUE, advsimd);
if advsimd then // Advanced SIMD instruction
    constant FPCR_Type fpcr = StandardFPCR();
    for r = 0 to regs-1
        for e = 0 to elements-1
            Elem[D[d+r],e,esize] = FPMul(Elem[D[n+r],e,esize], Elem[D[m+r],e,esize], fpcr);
else // VFP instruction
    constant FPCR_Type fpcr = EffectiveFPCR();
    case esize of
        when 16
            H[d] = FPMul(H[n], H[m], fpcr);
        when 32
            S[d] = FPMul(S[n], S[m], fpcr);
        when 64
            D[d] = FPMul(D[n], D[m], fpcr);

```

Internal version only: isa v01\_31, pseudocode v2024-03\_rel ; Build timestamp: 2024-03-25T10:05

Copyright © 2010-2024 Arm Limited or its affiliates. All rights reserved. This document is Non-Confidential.

## VMUL (integer and polynomial)

Vector Multiply multiplies corresponding elements in two vectors.

For information about multiplying polynomials, see [Polynomial arithmetic over {0, 1}](#).

Depending on settings in the [CPACR](#), [NSACR](#), and [HCPTR](#) registers, and the Security state and PE mode in which the instruction is executed, an attempt to execute the instruction might be UNDEFINED, or trapped to Hyp mode. For more information, see [Enabling Advanced SIMD and floating-point support](#).

It has encodings from the following instruction sets: A32 ([A1](#)) and T32 ([T1](#)).

### A1

31	30	29	28	27	26	25	24	23	22	21	20	19	18	17	16	15	14	13	12	11	10	9	8	7	6	5	4	3	2	1	0
1	1	1	1	0	0	1	op	0	D	size	Vn			Vd			1 0 0 1			N	Q	M	1	Vm							

#### 64-bit SIMD vector (Q == 0)

VMUL{<c>}{<q>}.<dt> {<Dd>, }<Dn>, <Dm>

#### 128-bit SIMD vector (Q == 1)

VMUL{<c>}{<q>}.<dt> {<Qd>, }<Qn>, <Qm>

```
if size == '11' || (op == '1' && size != '00') then UNDEFINED;
if Q == '1' && (Vd<0> == '1' || Vn<0> == '1' || Vm<0> == '1') then UNDEFINED;
constant unsigned = FALSE; // "Don't care" value: TRUE produces same functionality
constant polynomial = (op == '1'); constant long_destination = FALSE;
constant integer esize = 8 << UInt(size); constant elements = 64 DIV esize;
constant d = UInt(D:Vd); constant n = UInt(N:Vn); constant m = UInt(M:Vm);
constant regs = if Q == '0' then 1 else 2;
```

### T1

15	14	13	12	11	10	9	8	7	6	5	4	3	2	1	0	15	14	13	12	11	10	9	8	7	6	5	4	3	2	1	0		
1	1	1	op	1	1	1	1	0	D	size	Vn					Vd					1	0	0	1	N	Q	M	1	Vm				

#### 64-bit SIMD vector (Q == 0)

VMUL{<c>}{<q>}.<dt> {<Dd>, }<Dn>, <Dm>

#### 128-bit SIMD vector (Q == 1)

VMUL{<c>}{<q>}.<dt> {<Qd>, }<Qn>, <Qm>

```
if size == '11' || (op == '1' && size != '00') then UNDEFINED;
if Q == '1' && (Vd<0> == '1' || Vn<0> == '1' || Vm<0> == '1') then UNDEFINED;
constant unsigned = FALSE; // "Don't care" value: TRUE produces same functionality
constant polynomial = (op == '1'); constant long_destination = FALSE;
constant integer esize = 8 << UInt(size); constant elements = 64 DIV esize;
constant d = UInt(D:Vd); constant n = UInt(N:Vn); constant m = UInt(M:Vm);
constant regs = if Q == '0' then 1 else 2;
```

## Assembler Symbols

- <c> For encoding A1: see [Standard assembler syntax fields](#). This encoding must be unconditional.  
For encoding T1: see [Standard assembler syntax fields](#).
- <q> See [Standard assembler syntax fields](#).
- <dt> Is the data type for the elements of the operands, encoded in “op:size”:

op	size	<dt>
0	00	I8
0	01	I16
0	10	I32
1	00	P8

- <Qd> Is the 128-bit name of the SIMD&FP destination register, encoded in the "D:Vd" field as <Qd>\*2.
- <Qn> Is the 128-bit name of the first SIMD&FP source register, encoded in the "N:Vn" field as <Qn>\*2.
- <Qm> Is the 128-bit name of the second SIMD&FP source register, encoded in the "M:Vm" field as <Qm>\*2.
- <Dd> Is the 64-bit name of the SIMD&FP destination register, encoded in the "D:Vd" field.
- <Dn> Is the 64-bit name of the first SIMD&FP source register, encoded in the "N:Vn" field.
- <Dm> Is the 64-bit name of the second SIMD&FP source register, encoded in the "M:Vm" field.

## Operation

```

if ConditionPassed() then
    EncodingSpecificOperations();
    CheckAdvSIMDEnabled();
    for r = 0 to regs-1
        for e = 0 to elements-1
            constant op1 = Elem[Din[n+r],e,esize]; constant op1val = Int(op1, unsigned);
            constant op2 = Elem[Din[m+r],e,esize]; constant op2val = Int(op2, unsigned);
            bits(2 * esize) product;
            if polynomial then
                product = PolynomialMult(op1,op2);
            else
                product = (op1val*op2val)<2*esize-1:0>;
            if long_destination then
                Elem[Q[d>>1],e,2*esize] = product;
            else
                Elem[D[d+r],e,esize] = product<esize-1:0>;

```

## Operational information

If CPSR.DIT is 1 and this instruction passes its condition execution check:

- The execution time of this instruction is independent of:
  - The values of the data supplied in any of its registers.
  - The values of the NZCV flags.
- The response of this instruction to asynchronous exceptions does not vary based on:
  - The values of the data supplied in any of its registers.
  - The values of the NZCV flags.

Internal version only: isa v01\_31, pseudocode v2024-03\_rel ; Build timestamp: 2024-03-25T10:05

Copyright © 2010-2024 Arm Limited or its affiliates. All rights reserved. This document is Non-Confidential.

## VMULL (by scalar)

Vector Multiply Long multiplies each element in a vector by a scalar, and places the results in a second vector. The destination vector elements are twice as long as the elements that are multiplied.

For more information about scalars see [Advanced SIMD scalars](#).

Depending on settings in the [CPACR](#), [NSACR](#), and [HCPTR](#) registers, and the Security state and PE mode in which the instruction is executed, an attempt to execute the instruction might be UNDEFINED, or trapped to Hyp mode. For more information see [Enabling Advanced SIMD and floating-point support](#).

It has encodings from the following instruction sets: A32 ( [A1](#) ) and T32 ( [T1](#) ).

### A1

31	30	29	28	27	26	25	24	23	22	21	20	19	18	17	16	15	14	13	12	11	10	9	8	7	6	5	4	3	2	1	0
1	1	1	1	0	0	1	U	1	D	!= 11	Vn				Vd				1 0 1 0				N	1	M	0	Vm				
size																															

### A1

```
VMULL{<c>}{<q>}.<dt> <Qd>, <Dn>, <Dm>[<index>]
```

```
if size == '11' then SEE "Related encodings";
if size == '00' || Vd<0> == '1' then UNDEFINED;
constant unsigned = (U == '1'); constant long_destination = TRUE; constant floating_point = FALSE;
constant d = UInt(D:Vd); constant n = UInt(N:Vn); constant regs = 1;
constant integer esize = 8 << UInt(size);
constant integer elements = 64 DIV esize;
integer index;
integer m;
if size == '01' then m = UInt(Vm<2:0>); index = UInt(M:Vm<3>);
if size == '10' then m = UInt(Vm); index = UInt(M);
```

### T1

15	14	13	12	11	10	9	8	7	6	5	4	3	2	1	0	15	14	13	12	11	10	9	8	7	6	5	4	3	2	1	0
1	1	1	U	1	1	1	1	1	D	!= 11	Vn				Vd				1	0	1	0	N	1	M	0	Vm				
size																															

### T1

```
VMULL{<c>}{<q>}.<dt> <Qd>, <Dn>, <Dm>[<index>]
```

```
if size == '11' then SEE "Related encodings";
if size == '00' || Vd<0> == '1' then UNDEFINED;
constant unsigned = (U == '1'); constant long_destination = TRUE; constant floating_point = FALSE;
constant d = UInt(D:Vd); constant n = UInt(N:Vn); constant regs = 1;
constant integer esize = 8 << UInt(size);
constant integer elements = 64 DIV esize;
integer index;
integer m;
if size == '01' then m = UInt(Vm<2:0>); index = UInt(M:Vm<3>);
if size == '10' then m = UInt(Vm); index = UInt(M);
```

Related encodings: See [Advanced SIMD data-processing](#) for the T32 instruction set, or [Advanced SIMD data-processing](#) for the A32 instruction set.

## Assembler Symbols

- <c> For encoding A1: see [Standard assembler syntax fields](#). This encoding must be unconditional.  
For encoding T1: see [Standard assembler syntax fields](#).
- <q> See [Standard assembler syntax fields](#).

<dt>	Is the data type for the scalar and the elements of the operand vector, encoded in “U:size”:
------	--

U	size	<dt>
0	01	S16
0	10	S32
1	01	U16
1	10	U32

<Qd>	Is the 128-bit name of the SIMD&FP destination register, encoded in the "D:Vd" field as <Qd>*2.
<Dn>	Is the 64-bit name of the first SIMD&FP source register, encoded in the "N:Vn" field.
<Dm>	Is the 64-bit name of the second SIMD&FP source register, encoded in the "Vm<2:0>" field when <dt> is S16 or U16, otherwise the "Vm" field.
<index>	Is the element index in the range 0 to 3, encoded in the "M:Vm<3>" field when <dt> is S16 or U16, otherwise in range 0 to 1, encoded in the "M" field.

Operation

```

if ConditionPassed() then
    EncodingSpecificOperations(); CheckAdvSIMDEnabled();
    constant FPCR_Type fpcr = StandardFPCR();
    constant op2 = Elem[Din[m],index,esize];    constant op2val = Int(op2, unsigned);
    for r = 0 to regs-1
        for e = 0 to elements-1
            constant op1 = Elem[Din[n+r],e,esize];    constant op1val = Int(op1, unsigned);
            if floating_point then
                Elem[D[d+r],e,esize] = FPMul(op1, op2, fpcr);
            else
                if long_destination then
                    Elem[Q[d>>1],e,2*esize] = (op1val*op2val)<2*esize-1:0>;
                else
                    Elem[D[d+r],e,esize] = (op1val*op2val)<esize-1:0>;

```

## VMULL (integer and polynomial)

Vector Multiply Long multiplies corresponding elements in two vectors. The destination vector elements are twice as long as the elements that are multiplied.

For information about multiplying polynomials see [Polynomial arithmetic over {0, 1}](#).

Depending on settings in the [CPACR](#), [NSACR](#), and [HCPTR](#) registers, and the Security state and PE mode in which the instruction is executed, an attempt to execute the instruction might be UNDEFINED, or trapped to Hyp mode. For more information see [Enabling Advanced SIMD and floating-point support](#).

It has encodings from the following instruction sets: A32 ([A1](#)) and T32 ([T1](#)).

### A1

31	30	29	28	27	26	25	24	23	22	21	20	19	18	17	16	15	14	13	12	11	10	9	8	7	6	5	4	3	2	1	0
1	1	1	1	0	0	1	U	1	D	!= 11					Vn				Vd		1	1	op	0	N	0	M	0			Vm
size																															

### A1

VMULL{<c>}{<q>}.<dt> <Qd>, <Dn>, <Dm>

```
if size == '11' then SEE "Related encodings";
if op == '1' && (U == '1' || size == '01') then UNDEFINED;
if op == '1' && size == '10' && !IsFeatureImplemented(FEAT_PMULL) then UNDEFINED;
if Vd<0> == '1' then UNDEFINED;
constant unsigned = (U == '1'); constant polynomial = (op == '1'); constant long_destination = TRUE;
constant integer esize = if polynomial && size == '10' then 64 else 8 << UInt(size);
constant d = UInt(D:Vd); constant n = UInt(N:Vn); constant m = UInt(M:Vm);
constant elements = 64 DIV esize; constant regs = 1;
```

### T1

15	14	13	12	11	10	9	8	7	6	5	4	3	2	1	0	15	14	13	12	11	10	9	8	7	6	5	4	3	2	1	0		
1	1	1	U	1	1	1	1	1	D	!= 11	Vn					Vd					1	1	op	0	N	0	M	0	Vm				
size																																	

### T1

VMULL{<c>}{<q>}.<dt> <Qd>, <Dn>, <Dm>

```
if size == '11' then SEE "Related encodings";
if op == '1' && (U == '1' || size == '01') then UNDEFINED;
if op == '1' && size == '10' && InITBlock() then UNPREDICTABLE;
if op == '1' && size == '10' && !IsFeatureImplemented(FEAT_PMULL) then UNPREDICTABLE;
if Vd<0> == '1' then UNDEFINED;
constant unsigned = (U == '1'); constant polynomial = (op == '1'); constant long_destination = TRUE;
constant integer esize = if polynomial && size == '10' then 64 else 8 << UInt(size);
constant d = UInt(D:Vd); constant n = UInt(N:Vn); constant m = UInt(M:Vm);
constant elements = 64 DIV esize; constant regs = 1;
```

## CONSTRAINED UNPREDICTABLE behavior

If `op == '1' && size == '10' && InITBlock()`, then one of the following behaviors must occur:

- The instruction is UNDEFINED.
- The instruction executes as if it passes the Condition code check.
- The instruction executes as NOP. This means it behaves as if it fails the Condition code check.

For more information about the CONSTRAINED UNPREDICTABLE behavior of this instruction, see [Architectural Constraints on UNPREDICTABLE behaviors](#).

Related encodings: See [Advanced SIMD data-processing](#) for the T32 instruction set, or [Advanced SIMD data-processing](#) for the A32 instruction set.



Assembler Symbols

- <c>For encoding A1: see [Standard assembler syntax fields](#). This encoding must be unconditional.  
For encoding T1: see [Standard assembler syntax fields](#).
- <q>See [Standard assembler syntax fields](#).
- <dt>Is the data type for the elements of the operands, encoded in “op:U:size”:

op	U	size	<dt>
0	0	00	S8
0	0	01	S16
0	0	10	S32
0	1	00	U8
0	1	01	U16
0	1	10	U32
1	0	00	P8
1	0	10	P64

- <Qd>Is the 128-bit name of the SIMD&FP destination register, encoded in the "D:Vd" field as <Qd>\*2.
- <Dn>Is the 64-bit name of the first SIMD&FP source register, encoded in the "N:Vn" field.
- <Dm>Is the 64-bit name of the second SIMD&FP source register, encoded in the "M:Vm" field.

Operation

```
if ConditionPassed() then
  EncodingSpecificOperations(); CheckAdvSIMDEnabled();
  for r = 0 to regs-1
    for e = 0 to elements-1
      constant op1 = Elem[Din[n+r],e,esize]; constant op1val = Int(op1, unsigned);
      constant op2 = Elem[Din[m+r],e,esize]; constant op2val = Int(op2, unsigned);
      bits(2 * esize) product;
      if polynomial then
        product = PolynomialMult(op1,op2);
      else
        product = (op1val*op2val)<2*esize-1:0>;
      if long_destination then
        Elem[Q[d>>1],e,2*esize] = product;
      else
        Elem[D[d+r],e,esize] = product<esize-1:0>;
```

Operational information

- If CPSR.DIT is 1 and this instruction passes its condition execution check:
- The execution time of this instruction is independent of:
    - The values of the data supplied in any of its registers.
    - The values of the NZCV flags.
  - The response of this instruction to asynchronous exceptions does not vary based on:
    - The values of the data supplied in any of its registers.
    - The values of the NZCV flags.

## VMVN (immediate)

Vector Bitwise NOT (immediate) places the bitwise inverse of an immediate integer constant into every element of the destination register.

Depending on settings in the [CPACR](#), [NSACR](#), and [HCPTR](#) registers, and the Security state and PE mode in which the instruction is executed, an attempt to execute the instruction might be UNDEFINED, or trapped to Hyp mode. For more information see [Enabling Advanced SIMD and floating-point support](#).

It has encodings from the following instruction sets: A32 ( [A1](#), [A2](#) and [A3](#) ) and T32 ( [T1](#), [T2](#) and [T3](#) ).

### A1

31	30	29	28	27	26	25	24	23	22	21	20	19	18	17	16	15	14	13	12	11	10	9	8	7	6	5	4	3	2	1	0
1	1	1	1	0	0	1	i	1	D	0	0	0	imm3			Vd			0			x	x	0	0	Q	1	1	imm4		
cmode																															

#### 64-bit SIMD vector (Q == 0)

```
VMVN{<c>}{<q>}.I32 <Dd>, #<imm>
```

#### 128-bit SIMD vector (Q == 1)

```
VMVN{<c>}{<q>}.I32 <Qd>, #<imm>
```

```
if (cmode<0> == '1' && cmode<3:2> != '11') || cmode<3:1> == '111' then SEE "Related encodings";
if Q == '1' && Vd<0> == '1' then UNDEFINED;
constant imm64 = AdvSIMDEExpandImm('1', cmode, i:imm3:imm4);
constant d = UInt(D:Vd); constant regs = if Q == '0' then 1 else 2;
```

### A2

31	30	29	28	27	26	25	24	23	22	21	20	19	18	17	16	15	14	13	12	11	10	9	8	7	6	5	4	3	2	1	0
1	1	1	1	0	0	1	i	1	D	0	0	0	imm3			Vd			1			0	x	0	0	Q	1	1	imm4		
cmode																															

#### 64-bit SIMD vector (Q == 0)

```
VMVN{<c>}{<q>}.I16 <Dd>, #<imm>
```

#### 128-bit SIMD vector (Q == 1)

```
VMVN{<c>}{<q>}.I16 <Qd>, #<imm>
```

```
if (cmode<0> == '1' && cmode<3:2> != '11') || cmode<3:1> == '111' then SEE "Related encodings";
if Q == '1' && Vd<0> == '1' then UNDEFINED;
constant imm64 = AdvSIMDEExpandImm('1', cmode, i:imm3:imm4);
constant d = UInt(D:Vd); constant regs = if Q == '0' then 1 else 2;
```

### A3

31	30	29	28	27	26	25	24	23	22	21	20	19	18	17	16	15	14	13	12	11	10	9	8	7	6	5	4	3	2	1	0
1	1	1	1	0	0	1	i	1	D	0	0	0	imm3			Vd			1			1	0	x	0	Q	1	1	imm4		
cmode																															

64-bit SIMD vector (Q == 0)

```
VMVN{<c>}{<q>}.I32 <Dd>, #<imm>
```

128-bit SIMD vector (Q == 1)

```
VMVN{<c>}{<q>}.I32 <Qd>, #<imm>
```

```
if (cmode<0> == '1' && cmode<3:2> != '11') || cmode<3:1> == '111' then SEE "Related encodings";
if Q == '1' && Vd<0> == '1' then UNDEFINED;
constant imm64 = AdvSIMDEExpandImm('1', cmode, i:imm3:imm4);
constant d = UInt(D:Vd); constant regs = if Q == '0' then 1 else 2;
```

T1

15	14	13	12	11	10	9	8	7	6	5	4	3	2	1	0	15	14	13	12	11	10	9	8	7	6	5	4	3	2	1	0
1	1	1	i	1	1	1	1	1	D	0	0	0	imm3			Vd			0	x	x	0	0	Q	1	1	imm4				
cmode																															

64-bit SIMD vector (Q == 0)

```
VMVN{<c>}{<q>}.I32 <Dd>, #<imm>
```

128-bit SIMD vector (Q == 1)

```
VMVN{<c>}{<q>}.I32 <Qd>, #<imm>
```

```
if (cmode<0> == '1' && cmode<3:2> != '11') || cmode<3:1> == '111' then SEE "Related encodings";
if Q == '1' && Vd<0> == '1' then UNDEFINED;
constant imm64 = AdvSIMDEExpandImm('1', cmode, i:imm3:imm4);
constant d = UInt(D:Vd); constant regs = if Q == '0' then 1 else 2;
```

T2

15	14	13	12	11	10	9	8	7	6	5	4	3	2	1	0	15	14	13	12	11	10	9	8	7	6	5	4	3	2	1	0
1	1	1	i	1	1	1	1	1	D	0	0	0	imm3			Vd			1			0	x	0	0	Q	1	1	imm4		
																cmode															

64-bit SIMD vector (Q == 0)

```
VMVN{<c>}{<q>}.I16 <Dd>, #<imm>
```

128-bit SIMD vector (Q == 1)

```
VMVN{<c>}{<q>}.I16 <Qd>, #<imm>
```

```
if (cmode<0> == '1' && cmode<3:2> != '11') || cmode<3:1> == '111' then SEE "Related encodings";
if Q == '1' && Vd<0> == '1' then UNDEFINED;
constant imm64 = AdvSIMDEExpandImm('1', cmode, i:imm3:imm4);
constant d = UInt(D:Vd); constant regs = if Q == '0' then 1 else 2;
```

T3

15	14	13	12	11	10	9	8	7	6	5	4	3	2	1	0	15	14	13	12	11	10	9	8	7	6	5	4	3	2	1	0
1	1	1	i	1	1	1	1	1	D	0	0	0	imm3			Vd			1			1	0	x	0	Q	1	1	imm4		
																cmode															

## 64-bit SIMD vector (Q == 0)

```
VMVN{<c>}{<q>}.I32 <Dd>, #<imm>
```

## 128-bit SIMD vector (Q == 1)

```
VMVN{<c>}{<q>}.I32 <Qd>, #<imm>
```

```
if (cmode<0> == '1' && cmode<3:2> != '11') || cmode<3:1> == '111' then SEE "Related encodings";  
if Q == '1' && Vd<0> == '1' then UNDEFINED;  
constant imm64 = AdvSIMDEExpandImm('1', cmode, i:imm3:imm4);  
constant d = UInt(D:Vd); constant regs = if Q == '0' then 1 else 2;
```

Related encodings: See [Advanced SIMD one register and modified immediate](#) for the T32 instruction set, or [Advanced SIMD one register and modified immediate](#) for the A32 instruction set.

## Assembler Symbols

<c>	For encoding A1, A2 and A3: see <a href="#">Standard assembler syntax fields</a> . This encoding must be unconditional. For encoding T1, T2 and T3: see <a href="#">Standard assembler syntax fields</a> .
<q>	See <a href="#">Standard assembler syntax fields</a> .
<Qd>	Is the 128-bit name of the SIMD&FP destination register, encoded in the "D:Vd" field as <Qd>*2.
<Dd>	Is the 64-bit name of the SIMD&FP destination register, encoded in the "D:Vd" field.
<imm>	Is a constant of the specified type that is replicated to fill the destination register. For details of the range of constants available and the encoding of <imm>, see <a href="#">Modified immediate constants in T32 and A32 Advanced SIMD instructions</a> .

## Operation

```
if ConditionPassed() then  
    EncodingSpecificOperations(); CheckAdvSIMDEnabled\(\);  
    for r = 0 to regs-1  
        D[d+r] = NOT(imm64);
```

## Operational information

If CPSR.DIT is 1 and this instruction passes its condition execution check:

- The execution time of this instruction is independent of:
  - The values of the data supplied in any of its registers.
  - The values of the NZCV flags.
- The response of this instruction to asynchronous exceptions does not vary based on:
  - The values of the data supplied in any of its registers.
  - The values of the NZCV flags.

Internal version only: isa v01\_31, pseudocode v2024-03\_rel ; Build timestamp: 2024-03-25T10:05

Copyright © 2010-2024 Arm Limited or its affiliates. All rights reserved. This document is Non-Confidential.

## VMVN (register)

Vector Bitwise NOT (register) takes a value from a register, inverts the value of each bit, and places the result in the destination register. The registers can be either doubleword or quadword.

Depending on settings in the [CPACR](#), [NSACR](#), and [HCPTR](#) registers, and the Security state and PE mode in which the instruction is executed, an attempt to execute the instruction might be UNDEFINED, or trapped to Hyp mode. For more information see [Enabling Advanced SIMD and floating-point support](#).

It has encodings from the following instruction sets: A32 ( [A1](#) ) and T32 ( [T1](#) ).

### A1

31	30	29	28	27	26	25	24	23	22	21	20	19	18	17	16	15	14	13	12	11	10	9	8	7	6	5	4	3	2	1	0
1	1	1	1	0	0	1	1	1	D	1	1	size	0	0	Vd				0	1	0	1	1	Q	M	0	Vm				

#### 64-bit SIMD vector (Q == 0)

```
VMVN{<c>}{<q>}{.<dt>} <Dd>, <Dm>
```

#### 128-bit SIMD vector (Q == 1)

```
VMVN{<c>}{<q>}{.<dt>} <Qd>, <Qm>
```

```
if size != '00' then UNDEFINED;
if Q == '1' && (Vd<0> == '1' || Vm<0> == '1') then UNDEFINED;
constant d = UInt(D:Vd); constant m = UInt(M:Vm); constant regs = if Q == '0' then 1 else 2;
```

### T1

15	14	13	12	11	10	9	8	7	6	5	4	3	2	1	0	15	14	13	12	11	10	9	8	7	6	5	4	3	2	1	0	
1	1	1	1	1	1	1	1	1	D	1	1	size	0	0		Vd				0	1	0	1	1	Q	M	0		Vm			

#### 64-bit SIMD vector (Q == 0)

```
VMVN{<c>}{<q>}{.<dt>} <Dd>, <Dm>
```

#### 128-bit SIMD vector (Q == 1)

```
VMVN{<c>}{<q>}{.<dt>} <Qd>, <Qm>
```

```
if size != '00' then UNDEFINED;
if Q == '1' && (Vd<0> == '1' || Vm<0> == '1') then UNDEFINED;
constant d = UInt(D:Vd); constant m = UInt(M:Vm); constant regs = if Q == '0' then 1 else 2;
```

## Assembler Symbols

<c>	For encoding A1: see <a href="#">Standard assembler syntax fields</a> . This encoding must be unconditional. For encoding T1: see <a href="#">Standard assembler syntax fields</a> .
<q>	See <a href="#">Standard assembler syntax fields</a> .
<dt>	An optional data type. It is ignored by assemblers, and does not affect the encoding.
<Qd>	Is the 128-bit name of the SIMD&FP destination register, encoded in the "D:Vd" field as <Qd>*2.
<Qm>	Is the 128-bit name of the SIMD&FP source register, encoded in the "M:Vm" field as <Qm>*2.
<Dd>	Is the 64-bit name of the SIMD&FP destination register, encoded in the "D:Vd" field.
<Dm>	Is the 64-bit name of the SIMD&FP source register, encoded in the "M:Vm" field.

## Operation

```
if ConditionPassed() then
    EncodingSpecificOperations(); CheckAdvSIMDEnabled();
    for r = 0 to regs-1
        D[d+r] = NOT(D[m+r]);
```

## Operational information

If CPSR.DIT is 1 and this instruction passes its condition execution check:

- The execution time of this instruction is independent of:
  - The values of the data supplied in any of its registers.
  - The values of the NZCV flags.
- The response of this instruction to asynchronous exceptions does not vary based on:
  - The values of the data supplied in any of its registers.
  - The values of the NZCV flags.

Internal version only: isa v01\_31, pseudocode v2024-03\_rel ; Build timestamp: 2024-03-25T10:05

Copyright © 2010-2024 Arm Limited or its affiliates. All rights reserved. This document is Non-Confidential.

## VNEG

Vector Negate negates each element in a vector, and places the results in a second vector. The floating-point version only inverts the sign bit.

Depending on settings in the [CPACR](#), [NSACR](#), [HCPTR](#), and [FPEXC](#) registers, and the Security state and PE mode in which the instruction is executed, an attempt to execute the instruction might be UNDEFINED, or trapped to Hyp mode. For more information see [Enabling Advanced SIMD and floating-point support](#).

It has encodings from the following instruction sets: A32 ( [A1](#) and [A2](#) ) and T32 ( [T1](#) and [T2](#) ).

### A1

31	30	29	28	27	26	25	24	23	22	21	20	19	18	17	16	15	14	13	12	11	10	9	8	7	6	5	4	3	2	1	0
1	1	1	1	0	0	1	1	1	D	1	1	size	0	1	Vd				0	F	1	1	1	Q	M	0	Vm				

#### 64-bit SIMD vector (Q == 0)

VNEG{<c>}{<q>}.<dt> <Dd>, <Dm>

#### 128-bit SIMD vector (Q == 1)

VNEG{<c>}{<q>}.<dt> <Qd>, <Qm>

```
if size == '11' then UNDEFINED;
if F == '1' && ((size == '01' && !IsFeatureImplemented(FEAT_FP16)) || size == '00') then
    UNDEFINED;
if Q == '1' && (Vd<0> == '1' || Vm<0> == '1') then UNDEFINED;
constant advsimd = TRUE; constant floating_point = (F == '1');
constant integer esize = 8 << UInt(size); constant elements = 64 DIV esize;
constant d = UInt(D:Vd); constant m = UInt(M:Vm); constant regs = if Q == '0' then 1 else 2;
```

### A2

31	30	29	28	27	26	25	24	23	22	21	20	19	18	17	16	15	14	13	12	11	10	9	8	7	6	5	4	3	2	1	0
!= 1111				1	1	1	0	1	D	1	1	0	0	0	1	Vd				1	0	size	0	1	M	0	Vm				
cond																															

#### Half-precision scalar (size == 01) (FEAT\_FP16)

VNEG{<c>}{<q>}.F16 <Sd>, <Sm>

#### Single-precision scalar (size == 10)

VNEG{<c>}{<q>}.F32 <Sd>, <Sm>

#### Double-precision scalar (size == 11)

VNEG{<c>}{<q>}.F64 <Dd>, <Dm>

```
if size == '00' || (size == '01' && !IsFeatureImplemented(FEAT_FP16)) then UNDEFINED;
if size == '01' && cond != '1110' then UNPREDICTABLE;
if FPSCR.Len != '000' || FPSCR.Stride != '00' then UNDEFINED;
constant advsimd = FALSE;
constant integer esize = 8 << UInt(size);
integer d;
integer m;
case size of
    when '01' d = UInt(Vd:D); m = UInt(Vm:M);
    when '10' d = UInt(Vd:D); m = UInt(Vm:M);
    when '11' d = UInt(D:Vd); m = UInt(M:Vm);
constant boolean floating_point = boolean UNKNOWN;
constant integer regs = integer UNKNOWN; constant integer elements = integer UNKNOWN;
```

CONSTRAINED UNPREDICTABLE behavior

If `size == '01' && cond != '1110'`, then one of the following behaviors must occur:

- The instruction is UNDEFINED.
- The instruction executes as if it passes the Condition code check.
- The instruction executes as NOP. This means it behaves as if it fails the Condition code check.

T1

15	14	13	12	11	10	9	8	7	6	5	4	3	2	1	0	15	14	13	12	11	10	9	8	7	6	5	4	3	2	1	0
1	1	1	1	1	1	1	1	1	D	1	1	size	0	1		Vd	0	F	1	1	1	Q	M	0		Vm					

64-bit SIMD vector (Q == 0)

```
VNEG{<c>}{<q>}.<dt> <Dd>, <Dm>
```

128-bit SIMD vector (Q == 1)

```
VNEG{<c>}{<q>}.<dt> <Qd>, <Qm>
```

```
if size == '11' then UNDEFINED;
if F == '1' && ((size == '01' && !IsFeatureImplemented(FEAT_FP16)) || size == '00') then
    UNDEFINED;
if F == '1' && size == '01' && InITBlock() then UNPREDICTABLE;
if Q == '1' && (Vd<0> == '1' || Vm<0> == '1') then UNDEFINED;
constant advsimd = TRUE; constant floating_point = (F == '1');
constant integer esize = 8 << UInt(size); constant elements = 64 DIV esize;
constant d = UInt(D:Vd); constant m = UInt(M:Vm); constant regs = if Q == '0' then 1 else 2;
```

CONSTRAINED UNPREDICTABLE behavior

If `F == '1' && size == '01' && InITBlock()`, then one of the following behaviors must occur:

- The instruction is UNDEFINED.
- The instruction executes as if it passes the Condition code check.
- The instruction executes as NOP. This means it behaves as if it fails the Condition code check.

T2

15	14	13	12	11	10	9	8	7	6	5	4	3	2	1	0	15	14	13	12	11	10	9	8	7	6	5	4	3	2	1	0
1	1	1	0	1	1	1	0	1	D	1	1	0	0	0	1	Vd			1		0	size		0	1	M	0	Vm			



Half-precision scalar (size == 01)  
(FEAT\_FP16)

```
VNEG{<c>}{<q>}.F16 <Sd>, <Sm>
```

Single-precision scalar (size == 10)

```
VNEG{<c>}{<q>}.F32 <Sd>, <Sm>
```

Double-precision scalar (size == 11)

```
VNEG{<c>}{<q>}.F64 <Dd>, <Dm>
```

```
if size == '00' || (size == '01' && !IsFeatureImplemented(FEAT_FP16)) then UNDEFINED;
if size == '01' && InITBlock() then UNPREDICTABLE;
if FPSCR.Len != '000' || FPSCR.Stride != '00' then UNDEFINED;
constant advsimd = FALSE;
constant integer esize = 8 << UInt(size);
integer d;
integer m;
case size of
    when '01' d = UInt(Vd:D); m = UInt(Vm:M);
    when '10' d = UInt(Vd:D); m = UInt(Vm:M);
    when '11' d = UInt(D:Vd); m = UInt(M:Vm);
constant boolean floating_point = boolean UNKNOWN;
constant integer regs = integer UNKNOWN; constant integer elements = integer UNKNOWN;
```

CONSTRAINED UNPREDICTABLE behavior

If `size == '01' && InITBlock()`, then one of the following behaviors must occur:

- The instruction is UNDEFINED.
- The instruction executes as if it passes the Condition code check.
- The instruction executes as NOP. This means it behaves as if it fails the Condition code check.

Assembler Symbols

- <c> For encoding A1: see *Standard assembler syntax fields*. This encoding must be unconditional.  
For encoding A2, T1 and T2: see *Standard assembler syntax fields*.
- <q> See *Standard assembler syntax fields*.
- <dt> Is the data type for the elements of the vectors, encoded in “F:size”:

F	size	<dt>
0	00	S8
0	01	S16
0	10	S32
1	01	F16
1	10	F32

- <Qd> Is the 128-bit name of the SIMD&FP destination register, encoded in the "D:Vd" field as <Qd>\*2.
- <Qm> Is the 128-bit name of the SIMD&FP source register, encoded in the "M:Vm" field as <Qm>\*2.
- <Dd> Is the 64-bit name of the SIMD&FP destination register, encoded in the "D:Vd" field.
- <Dm> Is the 64-bit name of the SIMD&FP source register, encoded in the "M:Vm" field.
- <Sd> Is the 32-bit name of the SIMD&FP destination register, encoded in the "Vd:D" field.
- <Sm> Is the 32-bit name of the SIMD&FP source register, encoded in the "Vm:M" field.

## Operation

```
if ConditionPassed() then
    EncodingSpecificOperations(); CheckAdvSIMDOrVFPEnabled(TRUE, advsimd);
    if advsimd then // Advanced SIMD instruction
        constant FPCR_Type fpcr = StandardFPCR();
        for r = 0 to regs-1
            for e = 0 to elements-1
                if floating_point then
                    Elem[D[d+r],e,esize] = FPNeg(Elem[D[m+r],e,esize], fpcr);
                else
                    constant result = -SInt(Elem[D[m+r],e,esize]);
                    Elem[D[d+r],e,esize] = result<esize-1:0>;
            else
                // VFP instruction
                constant FPCR_Type fpcr = EffectiveFPCR();
                case esize of
                    when 16 H[d] = FPNeg(H[m], fpcr);
                    when 32 S[d] = FPNeg(S[m], fpcr);
                    when 64 D[d] = FPNeg(D[m], fpcr);
```

## Operational information

If CPSR.DIT is 1 and this instruction passes its condition execution check and is operating only on integer vector elements, then the following apply:

- The execution time of this instruction is independent of:
  - The values of the data supplied in any of its registers.
  - The values of the NZCV flags.
- The response of this instruction to asynchronous exceptions does not vary based on:
  - The values of the data supplied in any of its registers.
  - The values of the NZCV flags.

Internal version only: isa v01\_31, pseudocode v2024-03\_rel ; Build timestamp: 2024-03-25T10:05

Copyright © 2010-2024 Arm Limited or its affiliates. All rights reserved. This document is Non-Confidential.

VNMLA

Vector Negate Multiply Accumulate multiplies together two floating-point register values, adds the negation of the floating-point value in the destination register to the negation of the product, and writes the result back to the destination register.

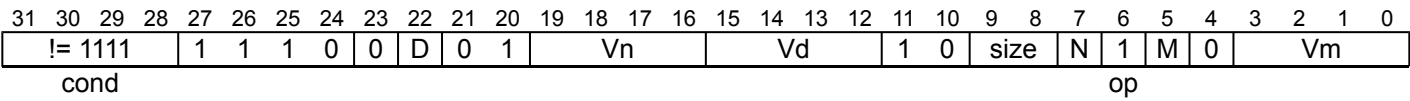
**Note**

Arm recommends that software does not use the VNMLA instruction in the Round towards Plus Infinity and Round towards Minus Infinity rounding modes, because the rounding of the product and of the sum can change the result of the instruction in opposite directions, defeating the purpose of these rounding modes.

Depending on settings in the CPACR, NSACR, HCPTR, and FPEXC registers, and the Security state and PE mode in which the instruction is executed, an attempt to execute the instruction might be UNDEFINED, or trapped to Hyp mode. For more information see Enabling Advanced SIMD and floating-point support.

It has encodings from the following instruction sets: A32 (A1) and T32 (T1).

A1



Half-precision scalar (size == 01)  
(FEAT\_FP16)

```
VNMLA{<c>}{<q>}.F16 <Sd>, <Sn>, <Sm>
```

Single-precision scalar (size == 10)

```
VNMLA{<c>}{<q>}.F32 <Sd>, <Sn>, <Sm>
```

Double-precision scalar (size == 11)

```
VNMLA{<c>}{<q>}.F64 <Dd>, <Dn>, <Dm>
```

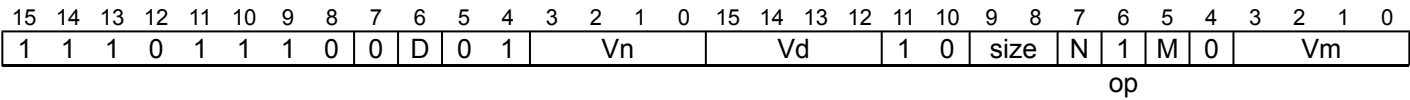
```
if FPSCR.Len != '000' || FPSCR.Stride != '00' then UNDEFINED;
if size == '00' || (size == '01' && !IsFeatureImplemented(FEAT_FP16)) then UNDEFINED;
if size == '01' && cond != '1110' then UNPREDICTABLE;
constant vtype = if op == '1' then VFPNegMul_VNMLA else VFPNegMul_VNMLS;
integer esize;
integer d;
integer n;
integer m;
case size of
  when '01' esize = 16; d = UInt(Vd:D); n = UInt(Vn:N); m = UInt(Vm:M);
  when '10' esize = 32; d = UInt(Vd:D); n = UInt(Vn:N); m = UInt(Vm:M);
  when '11' esize = 64; d = UInt(D:Vd); n = UInt(N:Vn); m = UInt(M:Vm);
```

CONSTRAINED UNPREDICTABLE behavior

If size == '01' && cond != '1110', then one of the following behaviors must occur:

- The instruction is UNDEFINED.
- The instruction executes as if it passes the Condition code check.
- The instruction executes as NOP. This means it behaves as if it fails the Condition code check.

T1



## Half-precision scalar (size == 01) (FEAT\_FP16)

```
VNMLA{<c>}{<q>}.F16 <Sd>, <Sn>, <Sm>
```

## Single-precision scalar (size == 10)

```
VNMLA{<c>}{<q>}.F32 <Sd>, <Sn>, <Sm>
```

## Double-precision scalar (size == 11)

```
VNMLA{<c>}{<q>}.F64 <Dd>, <Dn>, <Dm>
```

```
if FPSCR.Len != '000' || FPSCR.Stride != '00' then UNDEFINED;
if size == '00' || (size == '01' && !IsFeatureImplemented(FEAT_FP16)) then UNDEFINED;
if size == '01' && InITBlock() then UNPREDICTABLE;
constant vtype = if op == '1' then VFPNegMul_VNMLA else VFPNegMul_VNMLS;
integer esize;
integer d;
integer n;
integer m;
case size of
  when '01' esize = 16; d = UInt(Vd:D); n = UInt(Vn:N); m = UInt(Vm:M);
  when '10' esize = 32; d = UInt(Vd:D); n = UInt(Vn:N); m = UInt(Vm:M);
  when '11' esize = 64; d = UInt(D:Vd); n = UInt(N:Vn); m = UInt(M:Vm);
```

## CONSTRAINED UNPREDICTABLE behavior

If `size == '01' && InITBlock()`, then one of the following behaviors must occur:

- The instruction is UNDEFINED.
- The instruction executes as if it passes the Condition code check.
- The instruction executes as NOP. This means it behaves as if it fails the Condition code check.

## Assembler Symbols

<c>	See <i>Standard assembler syntax fields</i> .
<q>	See <i>Standard assembler syntax fields</i> .
<Sd>	Is the 32-bit name of the SIMD&FP destination register, encoded in the "Vd:D" field.
<Sn>	Is the 32-bit name of the first SIMD&FP source register, encoded in the "Vn:N" field.
<Sm>	Is the 32-bit name of the second SIMD&FP source register, encoded in the "Vm:M" field.
<Dd>	Is the 64-bit name of the SIMD&FP destination register, encoded in the "D:Vd" field.
<Dn>	Is the 64-bit name of the first SIMD&FP source register, encoded in the "N:Vn" field.
<Dm>	Is the 64-bit name of the second SIMD&FP source register, encoded in the "M:Vm" field.

## Operation

```
if ConditionPassed() then
    EncodingSpecificOperations(); CheckVFPEEnabled(TRUE);
    constant FPCR_Type fpcr = EffectiveFPCR();
    case esize of
        when 16
            constant product16 = FPMul(H[n], H[m], fpcr);
            case vtype of
                when VFPNegMul\_VNMLA H[d] = FPAdd(FPNeg(H[d], fpcr), FPNeg(product16, fpcr), fpcr);
                when VFPNegMul\_VNMLS H[d] = FPAdd(FPNeg(H[d], fpcr), product16, fpcr);
                when VFPNegMul\_VNMUL H[d] = FPNeg(product16, fpcr);
        when 32
            constant product32 = FPMul(S[n], S[m], fpcr);
            case vtype of
                when VFPNegMul\_VNMLA S[d] = FPAdd(FPNeg(S[d], fpcr), FPNeg(product32, fpcr), fpcr);
                when VFPNegMul\_VNMLS S[d] = FPAdd(FPNeg(S[d], fpcr), product32, fpcr);
                when VFPNegMul\_VNMUL S[d] = FPNeg(product32, fpcr);
        when 64
            constant product64 = FPMul(D[n], D[m], fpcr);
            case vtype of
                when VFPNegMul\_VNMLA D[d] = FPAdd(FPNeg(D[d], fpcr), FPNeg(product64, fpcr), fpcr);
                when VFPNegMul\_VNMLS D[d] = FPAdd(FPNeg(D[d], fpcr), product64, fpcr);
                when VFPNegMul\_VNMUL D[d] = FPNeg(product64, fpcr);
```

Internal version only: isa v01\_31, pseudocode v2024-03\_rel ; Build timestamp: 2024-03-25T10:05

Copyright © 2010-2024 Arm Limited or its affiliates. All rights reserved. This document is Non-Confidential.

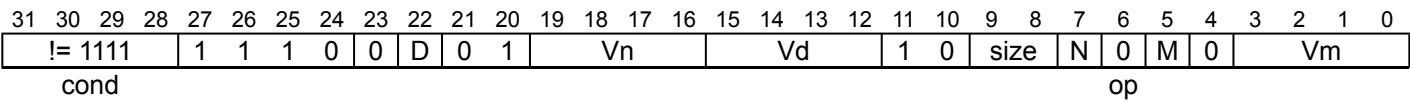
VNMLS

Vector Negate Multiply Subtract multiplies together two floating-point register values, adds the negation of the floating-point value in the destination register to the product, and writes the result back to the destination register.

Depending on settings in the *CPACR*, *NSACR*, *HCPTR*, and *FPEXC* registers, and the Security state and PE mode in which the instruction is executed, an attempt to execute the instruction might be UNDEFINED, or trapped to Hyp mode. For more information see *Enabling Advanced SIMD and floating-point support*.

It has encodings from the following instruction sets: A32 ( [A1](#) ) and T32 ( [T1](#) ).

A1



Half-precision scalar (size == 01)  
(FEAT\_FP16)

```
VNMLS{<c>}{<q>}.F16 <Sd>, <Sn>, <Sm>
```

Single-precision scalar (size == 10)

```
VNMLS{<c>}{<q>}.F32 <Sd>, <Sn>, <Sm>
```

Double-precision scalar (size == 11)

```
VNMLS{<c>}{<q>}.F64 <Dd>, <Dn>, <Dm>
```

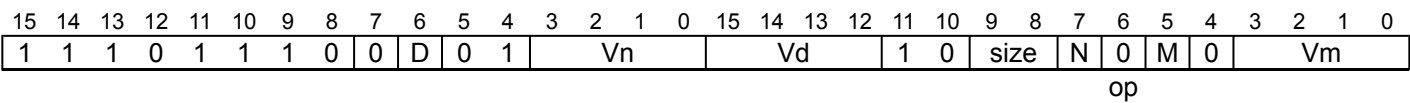
```
if FPSCR.Len != '000' || FPSCR.Stride != '00' then UNDEFINED;
if size == '00' || (size == '01' && !IsFeatureImplemented(FEAT_FP16)) then UNDEFINED;
if size == '01' && cond != '1110' then UNPREDICTABLE;
constant vtype = if op == '1' then VFPNegMul\_VNMLA else VFPNegMul\_VNMLS;
integer esize;
integer d;
integer n;
integer m;
case size of
  when '01' esize = 16; d = UInt(Vd:D); n = UInt(Vn:N); m = UInt(Vm:M);
  when '10' esize = 32; d = UInt(Vd:D); n = UInt(Vn:N); m = UInt(Vm:M);
  when '11' esize = 64; d = UInt(D:Vd); n = UInt(N:Vn); m = UInt(M:Vm);
```

CONSTRAINED UNPREDICTABLE behavior

If `size == '01' && cond != '1110'`, then one of the following behaviors must occur:

- The instruction is UNDEFINED.
- The instruction executes as if it passes the Condition code check.
- The instruction executes as NOP. This means it behaves as if it fails the Condition code check.

T1



### Half-precision scalar (size == 01) (FEAT\_FP16)

```
VNMLS{<c>}{<q>}.F16 <Sd>, <Sn>, <Sm>
```

### Single-precision scalar (size == 10)

```
VNMLS{<c>}{<q>}.F32 <Sd>, <Sn>, <Sm>
```

### Double-precision scalar (size == 11)

```
VNMLS{<c>}{<q>}.F64 <Dd>, <Dn>, <Dm>
```

```
if FPSCR.Len != '000' || FPSCR.Stride != '00' then UNDEFINED;
if size == '00' || (size == '01' && !IsFeatureImplemented(FEAT_FP16)) then UNDEFINED;
if size == '01' && InITBlock() then UNPREDICTABLE;
constant vtype = if op == '1' then VFPNegMul_VNMLA else VFPNegMul_VNMLS;
integer esize;
integer d;
integer n;
integer m;
case size of
  when '01' esize = 16; d = UInt(Vd:D); n = UInt(Vn:N); m = UInt(Vm:M);
  when '10' esize = 32; d = UInt(Vd:D); n = UInt(Vn:N); m = UInt(Vm:M);
  when '11' esize = 64; d = UInt(D:Vd); n = UInt(N:Vn); m = UInt(M:Vm);
```

## CONSTRAINED UNPREDICTABLE behavior

If `size == '01' && InITBlock()`, then one of the following behaviors must occur:

- The instruction is UNDEFINED.
- The instruction executes as if it passes the Condition code check.
- The instruction executes as NOP. This means it behaves as if it fails the Condition code check.

## Assembler Symbols

<c>	See <i>Standard assembler syntax fields</i> .
<q>	See <i>Standard assembler syntax fields</i> .
<Sd>	Is the 32-bit name of the SIMD&FP destination register, encoded in the "Vd:D" field.
<Sn>	Is the 32-bit name of the first SIMD&FP source register, encoded in the "Vn:N" field.
<Sm>	Is the 32-bit name of the second SIMD&FP source register, encoded in the "Vm:M" field.
<Dd>	Is the 64-bit name of the SIMD&FP destination register, encoded in the "D:Vd" field.
<Dn>	Is the 64-bit name of the first SIMD&FP source register, encoded in the "N:Vn" field.
<Dm>	Is the 64-bit name of the second SIMD&FP source register, encoded in the "M:Vm" field.

## Operation

```
if ConditionPassed() then
    EncodingSpecificOperations(); CheckVFPEEnabled(TRUE);
    constant FPCR_Type fpcr = EffectiveFPCR();
    case esize of
        when 16
            constant product16 = FPMul(H[n], H[m], fpcr);
            case vtype of
                when VFPNegMul\_VNMLA H[d] = FPAdd(FPNeg(H[d], fpcr), FPNeg(product16, fpcr), fpcr);
                when VFPNegMul\_VNMLS H[d] = FPAdd(FPNeg(H[d], fpcr), product16, fpcr);
                when VFPNegMul\_VNMUL H[d] = FPNeg(product16, fpcr);
            when 32
                constant product32 = FPMul(S[n], S[m], fpcr);
                case vtype of
                    when VFPNegMul\_VNMLA S[d] = FPAdd(FPNeg(S[d], fpcr), FPNeg(product32, fpcr), fpcr);
                    when VFPNegMul\_VNMLS S[d] = FPAdd(FPNeg(S[d], fpcr), product32, fpcr);
                    when VFPNegMul\_VNMUL S[d] = FPNeg(product32, fpcr);
            when 64
                constant product64 = FPMul(D[n], D[m], fpcr);
                case vtype of
                    when VFPNegMul\_VNMLA D[d] = FPAdd(FPNeg(D[d], fpcr), FPNeg(product64, fpcr), fpcr);
                    when VFPNegMul\_VNMLS D[d] = FPAdd(FPNeg(D[d], fpcr), product64, fpcr);
                    when VFPNegMul\_VNMUL D[d] = FPNeg(product64, fpcr);
```

Internal version only: isa v01\_31, pseudocode v2024-03\_rel ; Build timestamp: 2024-03-25T10:05

Copyright © 2010-2024 Arm Limited or its affiliates. All rights reserved. This document is Non-Confidential.



## VNMUL

Vector Negate Multiply multiplies together two floating-point register values, and writes the negation of the result to the destination register.

Depending on settings in the [CPACR](#), [NSACR](#), [HCPTR](#), and [FPEXC](#) registers, and the Security state and PE mode in which the instruction is executed, an attempt to execute the instruction might be UNDEFINED, or trapped to Hyp mode. For more information see [Enabling Advanced SIMD and floating-point support](#).

It has encodings from the following instruction sets: A32 ( [A1](#) ) and T32 ( [T1](#) ).

### A1

31	30	29	28	27	26	25	24	23	22	21	20	19	18	17	16	15	14	13	12	11	10	9	8	7	6	5	4	3	2	1	0
!= 1111				1	1	1	0	0	D	1	0	Vn				Vd				1	0	size	N	1	M	0	Vm				
cond																															

#### Half-precision scalar (size == 01)

(FEAT\_FP16)

VNMUL{<c>}{<q>}.F16 {<Sd>,} <Sn>, <Sm>

#### Single-precision scalar (size == 10)

VNMUL{<c>}{<q>}.F32 {<Sd>,} <Sn>, <Sm>

#### Double-precision scalar (size == 11)

VNMUL{<c>}{<q>}.F64 {<Dd>,} <Dn>, <Dm>

```
if FPSCR.Len != '000' || FPSCR.Stride != '00' then UNDEFINED;
if size == '01' && !IsFeatureImplemented(FEAT_FP16) then UNDEFINED;
if size == '01' && cond != '1110' then UNPREDICTABLE;
constant vtype = VFPNegMul\_VNMUL;
integer esize;
integer d;
integer n;
integer m;
case size of
  when '01' esize = 16; d = UInt(Vd:D); n = UInt(Vn:N); m = UInt(Vm:M);
  when '10' esize = 32; d = UInt(Vd:D); n = UInt(Vn:N); m = UInt(Vm:M);
  when '11' esize = 64; d = UInt(D:Vd); n = UInt(N:Vn); m = UInt(M:Vm);
```

## CONSTRAINED UNPREDICTABLE behavior

If `size == '01' && cond != '1110'`, then one of the following behaviors must occur:

- The instruction is UNDEFINED.
- The instruction executes as if it passes the Condition code check.
- The instruction executes as NOP. This means it behaves as if it fails the Condition code check.

### T1

15	14	13	12	11	10	9	8	7	6	5	4	3	2	1	0	15	14	13	12	11	10	9	8	7	6	5	4	3	2	1	0
1	1	1	0	1	1	1	0	0	D	1	0	Vn				Vd				1	0	size	N	1	M	0	Vm				

## Half-precision scalar (size == 01) (FEAT\_FP16)

```
VNMUL{<c>}{<q>}.F16 {<Sd>, } <Sn>, <Sm>
```

## Single-precision scalar (size == 10)

```
VNMUL{<c>}{<q>}.F32 {<Sd>, } <Sn>, <Sm>
```

## Double-precision scalar (size == 11)

```
VNMUL{<c>}{<q>}.F64 {<Dd>, } <Dn>, <Dm>
```

```
if FPSCR.Len != '000' || FPSCR.Stride != '00' then UNDEFINED;
if size == '01' && !IsFeatureImplemented(FEAT_FP16) then UNDEFINED;
if size == '01' && InITBlock() then UNPREDICTABLE;
constant vtype = VFPNegMul_VNMUL;
integer esize;
integer d;
integer n;
integer m;
case size of
    when '01' esize = 16; d = UInt(Vd:D); n = UInt(Vn:N); m = UInt(Vm:M);
    when '10' esize = 32; d = UInt(Vd:D); n = UInt(Vn:N); m = UInt(Vm:M);
    when '11' esize = 64; d = UInt(D:Vd); n = UInt(N:Vn); m = UInt(M:Vm);
```

## CONSTRAINED UNPREDICTABLE behavior

If `size == '01' && InITBlock()`, then one of the following behaviors must occur:

- The instruction is UNDEFINED.
- The instruction executes as if it passes the Condition code check.
- The instruction executes as NOP. This means it behaves as if it fails the Condition code check.

## Assembler Symbols

<c>	See <i>Standard assembler syntax fields</i> .
<q>	See <i>Standard assembler syntax fields</i> .
<Sd>	Is the 32-bit name of the SIMD&FP destination register, encoded in the "Vd:D" field.
<Sn>	Is the 32-bit name of the first SIMD&FP source register, encoded in the "Vn:N" field.
<Sm>	Is the 32-bit name of the second SIMD&FP source register, encoded in the "Vm:M" field.
<Dd>	Is the 64-bit name of the SIMD&FP destination register, encoded in the "D:Vd" field.
<Dn>	Is the 64-bit name of the first SIMD&FP source register, encoded in the "N:Vn" field.
<Dm>	Is the 64-bit name of the second SIMD&FP source register, encoded in the "M:Vm" field.

## Operation

```
if ConditionPassed() then
    EncodingSpecificOperations(); CheckVFPEEnabled(TRUE);
    constant FPCR_Type fpcr = EffectiveFPCR();
    case esize of
        when 16
            constant product16 = FPMul(H[n], H[m], fpcr);
            case vtype of
                when VFPNegMul\_VNMLA H[d] = FPAdd(FPNeg(H[d], fpcr), FPNeg(product16, fpcr), fpcr);
                when VFPNegMul\_VNMLS H[d] = FPAdd(FPNeg(H[d], fpcr), product16, fpcr);
                when VFPNegMul\_VNMUL H[d] = FPNeg(product16, fpcr);
        when 32
            constant product32 = FPMul(S[n], S[m], fpcr);
            case vtype of
                when VFPNegMul\_VNMLA S[d] = FPAdd(FPNeg(S[d], fpcr), FPNeg(product32, fpcr), fpcr);
                when VFPNegMul\_VNMLS S[d] = FPAdd(FPNeg(S[d], fpcr), product32, fpcr);
                when VFPNegMul\_VNMUL S[d] = FPNeg(product32, fpcr);
        when 64
            constant product64 = FPMul(D[n], D[m], fpcr);
            case vtype of
                when VFPNegMul\_VNMLA D[d] = FPAdd(FPNeg(D[d], fpcr), FPNeg(product64, fpcr), fpcr);
                when VFPNegMul\_VNMLS D[d] = FPAdd(FPNeg(D[d], fpcr), product64, fpcr);
                when VFPNegMul\_VNMUL D[d] = FPNeg(product64, fpcr);
```

Internal version only: isa v01\_31, pseudocode v2024-03\_rel ; Build timestamp: 2024-03-25T10:05

Copyright © 2010-2024 Arm Limited or its affiliates. All rights reserved. This document is Non-Confidential.

## VORN (immediate)

Vector Bitwise OR NOT (immediate) performs a bitwise OR between a register value and the complement of an immediate value, and returns the result into the destination vector.

This is a pseudo-instruction of [VORR \(immediate\)](#). This means:

- The encodings in this description are named to match the encodings of [VORR \(immediate\)](#).
- The assembler syntax is used only for assembly, and is not used on disassembly.
- The description of [VORR \(immediate\)](#) gives the operational pseudocode, any CONSTRAINED UNPREDICTABLE behavior, and any operational information for this instruction.

It has encodings from the following instruction sets: A32 ( [A1](#) and [A2](#) ) and T32 ( [T1](#) and [T2](#) ).

### A1

31	30	29	28	27	26	25	24	23	22	21	20	19	18	17	16	15	14	13	12	11	10	9	8	7	6	5	4	3	2	1	0
1	1	1	1	0	0	1	i	1	D	0	0	0	imm3			Vd			0			x	x	1	0	Q	0	1	imm4		
cmode																															

#### 64-bit SIMD vector (Q == 0)

`VORN{<c>}{<q>}.I16 {<Dd>, } <Dd>, #<imm>`

is equivalent to

`VORR{<c>}{<q>}.I16 <Dd>, #~<imm>`

#### 128-bit SIMD vector (Q == 1)

`VORN{<c>}{<q>}.I16 {<Qd>, } <Qd>, #<imm>`

is equivalent to

`VORR{<c>}{<q>}.I16 <Qd>, #~<imm>`

### A2

31	30	29	28	27	26	25	24	23	22	21	20	19	18	17	16	15	14	13	12	11	10	9	8	7	6	5	4	3	2	1	0
1	1	1	1	0	0	1	i	1	D	0	0	0	imm3			Vd			1			0	x	1	0	Q	0	1	imm4		
cmode																															

#### 64-bit SIMD vector (Q == 0)

`VORN{<c>}{<q>}.I32 {<Dd>, } <Dd>, #<imm>`

is equivalent to

`VORR{<c>}{<q>}.I32 <Dd>, #~<imm>`

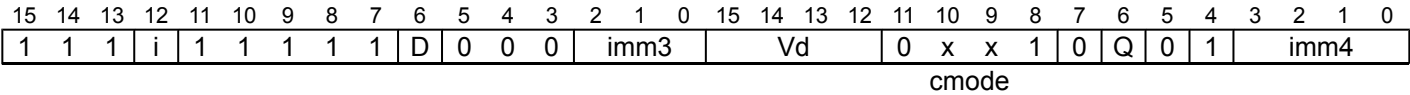
#### 128-bit SIMD vector (Q == 1)

`VORN{<c>}{<q>}.I32 {<Qd>, } <Qd>, #<imm>`

is equivalent to

`VORR{<c>}{<q>}.I32 <Qd>, #~<imm>`

### T1



64-bit SIMD vector (Q == 0)

```
VORN{<c>}{<q>}.I16 {<Dd>, } <Dd>, #<imm>
```

is equivalent to

```
VORR{<c>}{<q>}.I16 <Dd>, #~<imm>
```

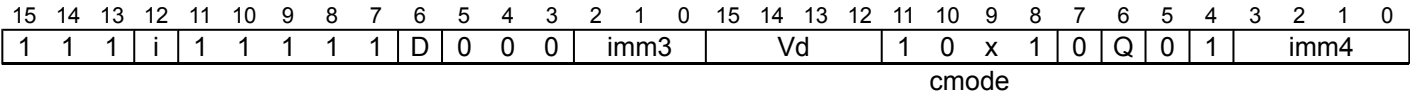
128-bit SIMD vector (Q == 1)

```
VORN{<c>}{<q>}.I16 {<Qd>, } <Qd>, #<imm>
```

is equivalent to

```
VORR{<c>}{<q>}.I16 <Qd>, #~<imm>
```

T2



64-bit SIMD vector (Q == 0)

```
VORN{<c>}{<q>}.I32 {<Dd>, } <Dd>, #<imm>
```

is equivalent to

```
VORR{<c>}{<q>}.I32 <Dd>, #~<imm>
```

128-bit SIMD vector (Q == 1)

```
VORN{<c>}{<q>}.I32 {<Qd>, } <Qd>, #<imm>
```

is equivalent to

```
VORR{<c>}{<q>}.I32 <Qd>, #~<imm>
```

Assembler Symbols

- <c>For encoding A1 and A2: see *Standard assembler syntax fields*. This encoding must be unconditional.  
For encoding T1 and T2: see *Standard assembler syntax fields*.
- <q>See *Standard assembler syntax fields*.
- <Qd>Is the 128-bit name of the SIMD&FP destination register, encoded in the "D:Vd" field as <Qd>\*2.
- <Dd>Is the 64-bit name of the SIMD&FP destination register, encoded in the "D:Vd" field.
- <imm>Is a constant of the specified type that is replicated to fill the destination register. For details of the range of constants available and the encoding of <imm>, see *Modified immediate constants in T32 and A32 Advanced SIMD instructions*.

Operation

The description of [VORR \(immediate\)](#) gives the operational pseudocode for this instruction.

## VORN (register)

Vector bitwise OR NOT (register) performs a bitwise OR NOT operation between two registers, and places the result in the destination register. The operand and result registers can be quadword or doubleword. They must all be the same size.

Depending on settings in the [CPACR](#), [NSACR](#), and [HCPTR](#) registers, and the Security state and PE mode in which the instruction is executed, an attempt to execute the instruction might be UNDEFINED, or trapped to Hyp mode. For more information see [Enabling Advanced SIMD and floating-point support](#).

It has encodings from the following instruction sets: A32 ([A1](#)) and T32 ([T1](#)).

### A1

31	30	29	28	27	26	25	24	23	22	21	20	19	18	17	16	15	14	13	12	11	10	9	8	7	6	5	4	3	2	1	0
1	1	1	1	0	0	1	0	0	D	1	1	Vn			Vd			0			0	0	1	N	Q	M	1	Vm			

#### 64-bit SIMD vector (Q == 0)

VORN{<c>}{<q>}{.<dt>} {<Dd>}, <Dn>, <Dm>

#### 128-bit SIMD vector (Q == 1)

VORN{<c>}{<q>}{.<dt>} {<Qd>}, <Qn>, <Qm>

```
if Q == '1' && (Vd<0> == '1' || Vn<0> == '1' || Vm<0> == '1') then UNDEFINED;
constant d = UInt(D:Vd); constant n = UInt(N:Vn); constant m = UInt(M:Vm);
constant regs = if Q == '0' then 1 else 2;
```

### T1

15	14	13	12	11	10	9	8	7	6	5	4	3	2	1	0	15	14	13	12	11	10	9	8	7	6	5	4	3	2	1	0
1	1	1	0	1	1	1	1	0	D	1	1	Vn			Vd			0	0	0	1	N	Q	M	1	Vm					

#### 64-bit SIMD vector (Q == 0)

VORN{<c>}{<q>}{.<dt>} {<Dd>}, <Dn>, <Dm>

#### 128-bit SIMD vector (Q == 1)

VORN{<c>}{<q>}{.<dt>} {<Qd>}, <Qn>, <Qm>

```
if Q == '1' && (Vd<0> == '1' || Vn<0> == '1' || Vm<0> == '1') then UNDEFINED;
constant d = UInt(D:Vd); constant n = UInt(N:Vn); constant m = UInt(M:Vm);
constant regs = if Q == '0' then 1 else 2;
```

## Assembler Symbols

<c>	For encoding A1: see <a href="#">Standard assembler syntax fields</a> . This encoding must be unconditional. For encoding T1: see <a href="#">Standard assembler syntax fields</a> .
<q>	See <a href="#">Standard assembler syntax fields</a> .
<dt>	An optional data type. It is ignored by assemblers, and does not affect the encoding.
<Qd>	Is the 128-bit name of the SIMD&FP destination register, encoded in the "D:Vd" field as <Qd>*2.
<Qn>	Is the 128-bit name of the first SIMD&FP source register, encoded in the "N:Vn" field as <Qn>*2.
<Qm>	Is the 128-bit name of the second SIMD&FP source register, encoded in the "M:Vm" field as <Qm>*2.
<Dd>	Is the 64-bit name of the SIMD&FP destination register, encoded in the "D:Vd" field.
<Dn>	Is the 64-bit name of the first SIMD&FP source register, encoded in the "N:Vn" field.
<Dm>	Is the 64-bit name of the second SIMD&FP source register, encoded in the "M:Vm" field.

## Operation

```
if ConditionPassed() then
    EncodingSpecificOperations(); CheckAdvSIMDEnabled();
    for r = 0 to regs-1
        D[d+r] = D[n+r] OR NOT(D[m+r]);
```

## Operational information

If CPSR.DIT is 1 and this instruction passes its condition execution check:

- The execution time of this instruction is independent of:
  - The values of the data supplied in any of its registers.
  - The values of the NZCV flags.
- The response of this instruction to asynchronous exceptions does not vary based on:
  - The values of the data supplied in any of its registers.
  - The values of the NZCV flags.

Internal version only: isa v01\_31, pseudocode v2024-03\_rel ; Build timestamp: 2024-03-25T10:05

Copyright © 2010-2024 Arm Limited or its affiliates. All rights reserved. This document is Non-Confidential.

## VORR (immediate)

Vector Bitwise OR (immediate) performs a bitwise OR between a register value and an immediate value, and returns the result into the destination vector.

Depending on settings in the [CPACR](#), [NSACR](#), and [HCPTR](#) registers, and the Security state and PE mode in which the instruction is executed, an attempt to execute the instruction might be UNDEFINED, or trapped to Hyp mode. For more information see [Enabling Advanced SIMD and floating-point support](#).

This instruction is used by the pseudo-instruction [VORN \(immediate\)](#).

It has encodings from the following instruction sets: A32 ( [A1](#) and [A2](#) ) and T32 ( [T1](#) and [T2](#) ).

### A1

31	30	29	28	27	26	25	24	23	22	21	20	19	18	17	16	15	14	13	12	11	10	9	8	7	6	5	4	3	2	1	0
1	1	1	1	0	0	1	i	1	D	0	0	0	imm3			Vd			0			x	x	1	0	Q	0	1	imm4		
cmode																															

#### 64-bit SIMD vector (Q == 0)

```
VORR{<c>}{<q>}.I32 {<Dd>}, {<Dd>}, #<imm>
```

#### 128-bit SIMD vector (Q == 1)

```
VORR{<c>}{<q>}.I32 {<Qd>}, {<Qd>}, #<imm>
```

```
if cmode<0> == '0' || cmode<3:2> == '11' then SEE "VMOV (immediate)";
if Q == '1' && Vd<0> == '1' then UNDEFINED;
constant imm64 = AdvSIMDExpandImm('0', cmode, i:imm3:imm4);
constant d = UInt(D:Vd); constant regs = if Q == '0' then 1 else 2;
```

### A2

31	30	29	28	27	26	25	24	23	22	21	20	19	18	17	16	15	14	13	12	11	10	9	8	7	6	5	4	3	2	1	0
1	1	1	1	0	0	1	i	1	D	0	0	0	imm3			Vd			1			0	x	1	0	Q	0	1	imm4		
																cmode															

#### 64-bit SIMD vector (Q == 0)

```
VORR{<c>}{<q>}.I16 {<Dd>}, {<Dd>}, #<imm>
```

#### 128-bit SIMD vector (Q == 1)

```
VORR{<c>}{<q>}.I16 {<Qd>}, {<Qd>}, #<imm>
```

```
if cmode<0> == '0' || cmode<3:2> == '11' then SEE "VMOV (immediate)";
if Q == '1' && Vd<0> == '1' then UNDEFINED;
constant imm64 = AdvSIMDExpandImm('0', cmode, i:imm3:imm4);
constant d = UInt(D:Vd); constant regs = if Q == '0' then 1 else 2;
```

### T1

15	14	13	12	11	10	9	8	7	6	5	4	3	2	1	0	15	14	13	12	11	10	9	8	7	6	5	4	3	2	1	0
1	1	1	i	1	1	1	1	1	D	0	0	0	imm3			Vd			0	x	x	1	0	Q	0	1	imm4				
																cmode															



64-bit SIMD vector (Q == 0)

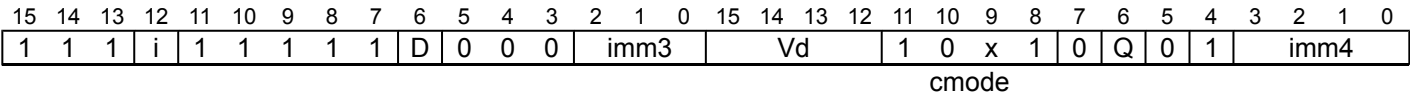
```
VORR{<c>}{<q>}.I32 {<Dd>,} <Dd>, #<imm>
```

128-bit SIMD vector (Q == 1)

```
VORR{<c>}{<q>}.I32 {<Qd>,} <Qd>, #<imm>
```

```
if cmode<0> == '0' || cmode<3:2> == '11' then SEE "VMOV (immediate)";
if Q == '1' && Vd<0> == '1' then UNDEFINED;
constant imm64 = AdvSIMDEExpandImm('0', cmode, i:imm3:imm4);
constant d = UInt(D:Vd); constant regs = if Q == '0' then 1 else 2;
```

T2



64-bit SIMD vector (Q == 0)

```
VORR{<c>}{<q>}.I16 {<Dd>,} <Dd>, #<imm>
```

128-bit SIMD vector (Q == 1)

```
VORR{<c>}{<q>}.I16 {<Qd>,} <Qd>, #<imm>
```

```
if cmode<0> == '0' || cmode<3:2> == '11' then SEE "VMOV (immediate)";
if Q == '1' && Vd<0> == '1' then UNDEFINED;
constant imm64 = AdvSIMDEExpandImm('0', cmode, i:imm3:imm4);
constant d = UInt(D:Vd); constant regs = if Q == '0' then 1 else 2;
```

Assembler Symbols

- <c> For encoding A1 and A2: see [Standard assembler syntax fields](#). This encoding must be unconditional.  
For encoding T1 and T2: see [Standard assembler syntax fields](#).
- <q> See [Standard assembler syntax fields](#).
- <Qd> Is the 128-bit name of the SIMD&FP destination register, encoded in the "D:Vd" field as <Qd>\*2.
- <Dd> Is the 64-bit name of the SIMD&FP destination register, encoded in the "D:Vd" field.
- <imm> Is a constant of the specified type that is replicated to fill the destination register. For details of the range of constants available and the encoding of <imm>, see [Modified immediate constants in T32 and A32 Advanced SIMD instructions](#).

The I8, I64, and F32 data types are permitted as pseudo-instructions, if the immediate can be represented by this instruction, and are encoded using a permitted encoding of the I16 or I32 data type.

Operation

```
if ConditionPassed() then
    EncodingSpecificOperations();
    for r = 0 to regs-1
        D[d+r] = D[d+r] OR imm64;
```

Operational information

- If CPSR.DIT is 1 and this instruction passes its condition execution check:
- The execution time of this instruction is independent of:
    - The values of the data supplied in any of its registers.
    - The values of the NZCV flags.
  - The response of this instruction to asynchronous exceptions does not vary based on:
    - The values of the data supplied in any of its registers.
    - The values of the NZCV flags.



# VORR (register)

Vector bitwise OR (register) performs a bitwise OR operation between two registers, and places the result in the destination register. The operand and result registers can be quadword or doubleword. They must all be the same size.

Depending on settings in the *CPACR*, *NSACR*, and *HCPTR* registers, and the Security state and PE mode in which the instruction is executed, an attempt to execute the instruction might be UNDEFINED, or trapped to Hyp mode. For more information see *Enabling Advanced SIMD and floating-point support*.

This instruction is used by the alias *VMOV (register, SIMD)*.

This instruction is used by the pseudo-instructions *VRSHR (zero)*, and *VSHR (zero)*.

It has encodings from the following instruction sets: A32 ( *A1* ) and T32 ( *T1* ).

## A1

31	30	29	28	27	26	25	24	23	22	21	20	19	18	17	16	15	14	13	12	11	10	9	8	7	6	5	4	3	2	1	0
1	1	1	1	0	0	1	0	0	D	1	0	Vn				Vd				0	0	0	1	N	Q	M	1	Vm			

### 64-bit SIMD vector (Q == 0)

VORR{<c>}{<q>}{.<dt>} {<Dd>,,} <Dn>, <Dm>

### 128-bit SIMD vector (Q == 1)

VORR{<c>}{<q>}{.<dt>} {<Qd>,,} <Qn>, <Qm>

```
if Q == '1' && (Vd<0> == '1' || Vn<0> == '1' || Vm<0> == '1') then UNDEFINED;
constant d = UInt(D:Vd);  constant n = UInt(N:Vn);  constant m = UInt(M:Vm);
constant regs = if Q == '0' then 1 else 2;
```

## T1

15	14	13	12	11	10	9	8	7	6	5	4	3	2	1	0	15	14	13	12	11	10	9	8	7	6	5	4	3	2	1	0
1	1	1	0	1	1	1	1	0	D	1	0	Vn				Vd				0	0	0	1	N	Q	M	1	Vm			

### 64-bit SIMD vector (Q == 0)

VORR{<c>}{<q>}{.<dt>} {<Dd>,,} <Dn>, <Dm>

### 128-bit SIMD vector (Q == 1)

VORR{<c>}{<q>}{.<dt>} {<Qd>,,} <Qn>, <Qm>

```
if Q == '1' && (Vd<0> == '1' || Vn<0> == '1' || Vm<0> == '1') then UNDEFINED;
constant d = UInt(D:Vd);  constant n = UInt(N:Vn);  constant m = UInt(M:Vm);
constant regs = if Q == '0' then 1 else 2;
```

## Assembler Symbols

- <c> For encoding A1: see *Standard assembler syntax fields*. This encoding must be unconditional.  
For encoding T1: see *Standard assembler syntax fields*.
- <q> See *Standard assembler syntax fields*.
- <dt> An optional data type. It is ignored by assemblers, and does not affect the encoding.
- <Qd> Is the 128-bit name of the SIMD&FP destination register, encoded in the "D:Vd" field as <Qd>\*2.
- <Qn> Is the 128-bit name of the first SIMD&FP source register, encoded in the "N:Vn" field as <Qn>\*2.
- <Qm> Is the 128-bit name of the second SIMD&FP source register, encoded in the "M:Vm" field as <Qm>\*2.
- <Dd> Is the 64-bit name of the SIMD&FP destination register, encoded in the "D:Vd" field.

- <Dn>Is the 64-bit name of the first SIMD&FP source register, encoded in the "N:Vn" field.
- <Dm>Is the 64-bit name of the second SIMD&FP source register, encoded in the "M:Vm" field.

Alias Conditions

Alias	Is preferred when
<a href="#">VMOV (register, SIMD)</a>	N:Vn == M:Vm
<a href="#">VRSHR (zero)</a>	Never
<a href="#">VSHR (zero)</a>	Never

Operation

```
if ConditionPassed() then
    EncodingSpecificOperations(); CheckAdvSIMDEnabled();
    for r = 0 to regs-1
        D[d+r] = D[n+r] OR D[m+r];
```

Operational information

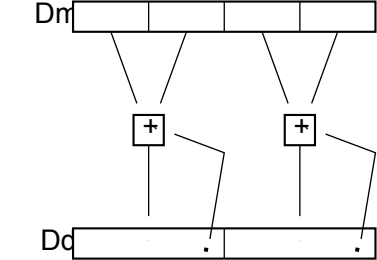
- If CPSR.DIT is 1 and this instruction passes its condition execution check:
- The execution time of this instruction is independent of:
    - The values of the data supplied in any of its registers.
    - The values of the NZCV flags.
  - The response of this instruction to asynchronous exceptions does not vary based on:
    - The values of the data supplied in any of its registers.
    - The values of the NZCV flags.

VPADAL

Vector Pairwise Add and Accumulate Long adds adjacent pairs of elements of a vector, and accumulates the results into the elements of the destination vector.

The vectors can be doubleword or quadword. The operand elements can be 8-bit, 16-bit, or 32-bit integers. The result elements are twice the length of the operand elements.

The following figure shows an example of the operation of VPADAL doubleword operation for data type S16.



Depending on settings in the [CPACR](#), [NSACR](#), and [HCPTR](#) registers, and the Security state and PE mode in which the instruction is executed, an attempt to execute the instruction might be UNDEFINED, or trapped to Hyp mode. For more information see [Enabling Advanced SIMD and floating-point support](#).

It has encodings from the following instruction sets: A32 ( [A1](#) ) and T32 ( [T1](#) ).

A1

31	30	29	28	27	26	25	24	23	22	21	20	19	18	17	16	15	14	13	12	11	10	9	8	7	6	5	4	3	2	1	0
1	1	1	1	0	0	1	1	1	D	1	1	size	0	0	Vd			0	1	1	0	op	Q	M	0	Vm					

64-bit SIMD vector (Q == 0)

VPADAL{<c>}{<q>}.<dt> <Dd>, <Dm>

128-bit SIMD vector (Q == 1)

VPADAL{<c>}{<q>}.<dt> <Qd>, <Qm>

```
if size == '11' then UNDEFINED;
if Q == '1' && (Vd<0> == '1' || Vm<0> == '1') then UNDEFINED;
constant unsigned = (op == '1');
constant integer esize = 8 << UInt(size); constant elements = 64 DIV esize;
constant d = UInt(D:Vd); constant m = UInt(M:Vm); constant regs = if Q == '0' then 1 else 2;
```

T1

15	14	13	12	11	10	9	8	7	6	5	4	3	2	1	0	15	14	13	12	11	10	9	8	7	6	5	4	3	2	1	0
1	1	1	1	1	1	1	1	1	D	1	1	size	0	0		Vd		0	1	1	0	op	Q	M	0		Vm				

64-bit SIMD vector (Q == 0)

VPADAL{<c>}{<q>}.<dt> <Dd>, <Dm>

128-bit SIMD vector (Q == 1)

VPADAL{<c>}{<q>}.<dt> <Qd>, <Qm>

```
if size == '11' then UNDEFINED;
if Q == '1' && (Vd<0> == '1' || Vm<0> == '1') then UNDEFINED;
constant unsigned = (op == '1');
constant integer esize = 8 << UInt(size); constant elements = 64 DIV esize;
constant d = UInt(D:Vd); constant m = UInt(M:Vm); constant regs = if Q == '0' then 1 else 2;
```

Assembler Symbols

- <c> For encoding A1: see [Standard assembler syntax fields](#). This encoding must be unconditional.  
For encoding T1: see [Standard assembler syntax fields](#).
- <q> See [Standard assembler syntax fields](#).
- <dt> Is the data type for the elements of the vectors, encoded in “op:size”:

op	size	<dt>
0	00	S8
0	01	S16
0	10	S32
0	11	RESERVED
1	00	U8
1	01	U16
1	10	U32
1	11	RESERVED

- <Qd> Is the 128-bit name of the SIMD&FP destination register, encoded in the "D:Vd" field as <Qd>\*2.
- <Qm> Is the 128-bit name of the SIMD&FP source register, encoded in the "M:Vm" field as <Qm>\*2.
- <Dd> Is the 64-bit name of the SIMD&FP destination register, encoded in the "D:Vd" field.
- <Dm> Is the 64-bit name of the SIMD&FP source register, encoded in the "M:Vm" field.

Operation

```
if ConditionPassed() then
    EncodingSpecificOperations(); CheckAdvSIMDEnabled();
    constant h = elements DIV 2;

    for r = 0 to regs-1
        for e = 0 to h-1
            constant op1 = Elem[D[m+r],2*e,esize]; constant op2 = Elem[D[m+r],2*e+1,esize];
            constant result = Int(op1, unsigned) + Int(op2, unsigned);
            Elem[D[d+r],e,2*esize] = Elem[D[d+r],e,2*esize] + result;
```

Operational information

- If CPSR.DIT is 1 and this instruction passes its condition execution check:
- The execution time of this instruction is independent of:
    - The values of the data supplied in any of its registers.
    - The values of the NZCV flags.
  - The response of this instruction to asynchronous exceptions does not vary based on:
    - The values of the data supplied in any of its registers.
    - The values of the NZCV flags.

## VPADD (floating-point)

Vector Pairwise Add (floating-point) adds adjacent pairs of elements of two vectors, and places the results in the destination vector.

The operands and result are doubleword vectors.

The operand and result elements are floating-point numbers.

Depending on settings in the [CPACR](#), [NSACR](#), and [HCPTR](#) registers, and the Security state and PE mode in which the instruction is executed, an attempt to execute the instruction might be UNDEFINED, or trapped to Hyp mode. For more information see [Enabling Advanced SIMD and floating-point support](#).

It has encodings from the following instruction sets: A32 ( [A1](#) ) and T32 ( [T1](#) ).

### A1

31	30	29	28	27	26	25	24	23	22	21	20	19	18	17	16	15	14	13	12	11	10	9	8	7	6	5	4	3	2	1	0
1	1	1	1	0	0	1	1	0	D	0	sz	Vn				Vd				1	1	0	1	N	Q	M	0	Vm			

### A1

VPADD{<c>}{<q>}.<dt> {<Dd>, }<Dn>, <Dm>

```
if Q == '1' then UNDEFINED;
if sz == '1' && !IsFeatureImplemented(FEAT_FP16) then UNDEFINED;
integer esize;
integer elements;
case sz of
    when '0' esize = 32; elements = 2;
    when '1' esize = 16; elements = 4;
constant d = UInt(D:Vd); constant n = UInt(N:Vn); constant m = UInt(M:Vm);
```

### T1

15	14	13	12	11	10	9	8	7	6	5	4	3	2	1	0	15	14	13	12	11	10	9	8	7	6	5	4	3	2	1	0
1	1	1	1	1	1	1	1	0	D	0	sz	Vn				Vd				1	1	0	1	N	Q	M	0	Vm			

### T1

VPADD{<c>}{<q>}.<dt> {<Dd>, }<Dn>, <Dm>

```
if Q == '1' then UNDEFINED;
if sz == '1' && !IsFeatureImplemented(FEAT_FP16) then UNDEFINED;
if sz == '1' && InITBlock() then UNPREDICTABLE;
integer esize;
integer elements;
case sz of
    when '0' esize = 32; elements = 2;
    when '1' esize = 16; elements = 4;
constant d = UInt(D:Vd); constant n = UInt(N:Vn); constant m = UInt(M:Vm);
```

## CONSTRAINED UNPREDICTABLE behavior

If `sz == '1' && InITBlock()`, then one of the following behaviors must occur:

- The instruction is UNDEFINED.
- The instruction executes as if it passes the Condition code check.
- The instruction executes as NOP. This means it behaves as if it fails the Condition code check.

## Assembler Symbols

<c>	For encoding A1: see <a href="#">Standard assembler syntax fields</a> . This encoding must be unconditional. For encoding T1: see <a href="#">Standard assembler syntax fields</a> .
<q>	See <a href="#">Standard assembler syntax fields</a> .

<dt> Is the data type for the elements of the vectors, encoded in “sz”:

sz	<dt>
0	F32
1	F16

- <Dd> Is the 64-bit name of the SIMD&FP destination register, encoded in the "D:Vd" field.
- <Dn> Is the 64-bit name of the first SIMD&FP source register, encoded in the "N:Vn" field.
- <Dm> Is the 64-bit name of the second SIMD&FP source register, encoded in the "M:Vm" field.

Operation

```
if ConditionPassed() then
    EncodingSpecificOperations(); CheckAdvSIMDEnabled();
    constant FPCR_Type fpcr = StandardFPCR();
    bits(64) dest;
    constant h = elements DIV 2;

    for e = 0 to h-1
        Elem[dest,e,esize]    = FPAdd(Elem[D[n],2*e,esize], Elem[D[n],2*e+1,esize], fpcr);
        Elem[dest,e+h,esize] = FPAdd(Elem[D[m],2*e,esize], Elem[D[m],2*e+1,esize], fpcr);

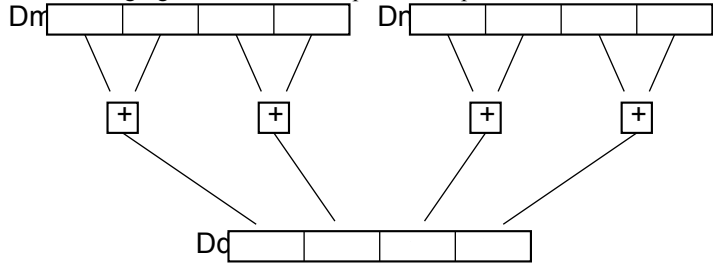
    D[d] = dest;
```



VPADD (integer)

Vector Pairwise Add (integer) adds adjacent pairs of elements of two vectors, and places the results in the destination vector. The operands and result are doubleword vectors. The operand and result elements must all be the same type, and can be 8-bit, 16-bit, or 32-bit integers. There is no distinction between signed and unsigned integers.

The following figure shows an example of the operation of VPADD doubleword operation for data type I16.



Depending on settings in the CPACR, NSACR, and HCPTTR registers, and the Security state and PE mode in which the instruction is executed, an attempt to execute the instruction might be UNDEFINED, or trapped to Hyp mode. For more information see Enabling Advanced SIMD and floating-point support. It has encodings from the following instruction sets: A32 (A1) and T32 (T1).

A1

31	30	29	28	27	26	25	24	23	22	21	20	19	18	17	16	15	14	13	12	11	10	9	8	7	6	5	4	3	2	1	0	
1	1	1	1	0	0	1	0	0	D	size	Vn					Vd					1	0	1	1	N	Q	M	1	Vm			

A1

```
VPADD{<c>}{<q>}.<dt> {<Dd>, }<Dn>, <Dm>
```

```
if size == '11' || Q == '1' then UNDEFINED;
constant esize = 8 << UInt(size);  constant elements = 64 DIV esize;
constant d = UInt(D:Vd);  constant n = UInt(N:Vn);  constant m = UInt(M:Vm);
```

T1

15	14	13	12	11	10	9	8	7	6	5	4	3	2	1	0	15	14	13	12	11	10	9	8	7	6	5	4	3	2	1	0
1	1	1	0	1	1	1	1	0	D	size	Vn				Vd				1	0	1	1	N	Q	M	1	Vm				

T1

```
VPADD{<c>}{<q>}.<dt> {<Dd>, }<Dn>, <Dm>
```

```
if size == '11' || Q == '1' then UNDEFINED;
constant esize = 8 << UInt(size);  constant elements = 64 DIV esize;
constant d = UInt(D:Vd);  constant n = UInt(N:Vn);  constant m = UInt(M:Vm);
```

Assembler Symbols

- <c> For encoding A1: see Standard assembler syntax fields. This encoding must be unconditional. For encoding T1: see Standard assembler syntax fields.
- <q> See Standard assembler syntax fields.
- <dt> Is the data type for the elements of the vectors, encoded in “size”:

size	<dt>
00	I8
01	I16
10	I32

<Dd>	Is the 64-bit name of the SIMD&FP destination register, encoded in the "D:Vd" field.
<Dn>	Is the 64-bit name of the first SIMD&FP source register, encoded in the "N:Vn" field.
<Dm>	Is the 64-bit name of the second SIMD&FP source register, encoded in the "M:Vm" field.

## Operation

```

if ConditionPassed() then
    EncodingSpecificOperations(); CheckAdvSIMDEnabled();
    bits(64) dest;
    constant h = elements DIV 2;

    for e = 0 to h-1
        Elem[dest,e,esize]    = Elem[D[n],2*e,esize] + Elem[D[n],2*e+1,esize];
        Elem[dest,e+h,esize] = Elem[D[m],2*e,esize] + Elem[D[m],2*e+1,esize];

    D[d] = dest;

```

## Operational information

If CPSR.DIT is 1 and this instruction passes its condition execution check:

- The execution time of this instruction is independent of:
  - The values of the data supplied in any of its registers.
  - The values of the NZCV flags.
- The response of this instruction to asynchronous exceptions does not vary based on:
  - The values of the data supplied in any of its registers.
  - The values of the NZCV flags.

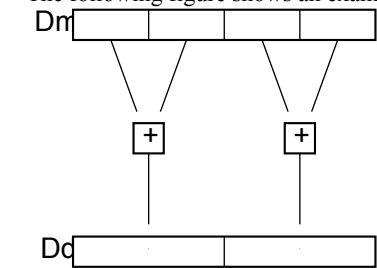
Internal version only: isa v01\_31, pseudocode v2024-03\_rel ; Build timestamp: 2024-03-25T10:05

Copyright © 2010-2024 Arm Limited or its affiliates. All rights reserved. This document is Non-Confidential.

VPADDL

Vector Pairwise Add Long adds adjacent pairs of elements of two vectors, and places the results in the destination vector. The vectors can be doubleword or quadword. The operand elements can be 8-bit, 16-bit, or 32-bit integers. The result elements are twice the length of the operand elements.

The following figure shows an example of the operation of VPADDL doubleword operation for data type S16.



Depending on settings in the *CPACR*, *NSACR*, and *HCPTR* registers, and the Security state and PE mode in which the instruction is executed, an attempt to execute the instruction might be UNDEFINED, or trapped to Hyp mode. For more information see *Enabling Advanced SIMD and floating-point support*.

It has encodings from the following instruction sets: A32 ( [A1](#) ) and T32 ( [T1](#) ).

A1

31	30	29	28	27	26	25	24	23	22	21	20	19	18	17	16	15	14	13	12	11	10	9	8	7	6	5	4	3	2	1	0
1	1	1	1	0	0	1	1	1	D	1	1	size	0	0	Vd			0	0	1	0	op	Q	M	0	Vm					

64-bit SIMD vector (Q == 0)

```
VPADDL{<c>}{<q>}.<dt> <Dd>, <Dm>
```

128-bit SIMD vector (Q == 1)

```
VPADDL{<c>}{<q>}.<dt> <Qd>, <Qm>
```

```
if size == '11' then UNDEFINED;
if Q == '1' && (Vd<0> == '1' || Vm<0> == '1') then UNDEFINED;
constant unsigned = (op == '1');
constant integer esize = 8 << UInt(size);  constant elements = 64 DIV esize;
constant d = UInt(D:Vd);  constant m = UInt(M:Vm);  constant regs = if Q == '0' then 1 else 2;
```

T1

15	14	13	12	11	10	9	8	7	6	5	4	3	2	1	0	15	14	13	12	11	10	9	8	7	6	5	4	3	2	1	0
1	1	1	1	1	1	1	1	1	D	1	1	size	0	0		Vd			0	0	1	0	op	Q	M	0			Vm		

64-bit SIMD vector (Q == 0)

```
VPADDL{<c>}{<q>}.<dt> <Dd>, <Dm>
```

128-bit SIMD vector (Q == 1)

```
VPADDL{<c>}{<q>}.<dt> <Qd>, <Qm>
```

```
if size == '11' then UNDEFINED;
if Q == '1' && (Vd<0> == '1' || Vm<0> == '1') then UNDEFINED;
constant unsigned = (op == '1');
constant integer esize = 8 << UInt(size);  constant elements = 64 DIV esize;
constant d = UInt(D:Vd);  constant m = UInt(M:Vm);  constant regs = if Q == '0' then 1 else 2;
```

Assembler Symbols

- <c>For encoding A1: see [Standard assembler syntax fields](#). This encoding must be unconditional.  
For encoding T1: see [Standard assembler syntax fields](#).
- <q>See [Standard assembler syntax fields](#).
- <dt>Is the data type for the elements of the vectors, encoded in “op:size”:

op	size	<dt>
0	00	S8
0	01	S16
0	10	S32
0	11	RESERVED
1	00	U8
1	01	U16
1	10	U32
1	11	RESERVED

- <Qd>Is the 128-bit name of the SIMD&FP destination register, encoded in the "D:Vd" field as <Qd>\*2.
- <Qm>Is the 128-bit name of the SIMD&FP source register, encoded in the "M:Vm" field as <Qm>\*2.
- <Dd>Is the 64-bit name of the SIMD&FP destination register, encoded in the "D:Vd" field.
- <Dm>Is the 64-bit name of the SIMD&FP source register, encoded in the "M:Vm" field.

Operation

```
if ConditionPassed() then
    EncodingSpecificOperations(); CheckAdvSIMDEnabled();
    constant h = elements DIV 2;

    for r = 0 to regs-1
        for e = 0 to h-1
            constant op1 = Elem[D[m+r],2*e,esize]; constant op2 = Elem[D[m+r],2*e+1,esize];
            constant result = Int(op1, unsigned) + Int(op2, unsigned);
            Elem[D[d+r],e,2*esize] = result<2*esize-1:0>;
```

Operational information

- If CPSR.DIT is 1 and this instruction passes its condition execution check:
- The execution time of this instruction is independent of:
    - The values of the data supplied in any of its registers.
    - The values of the NZCV flags.
  - The response of this instruction to asynchronous exceptions does not vary based on:
    - The values of the data supplied in any of its registers.
    - The values of the NZCV flags.

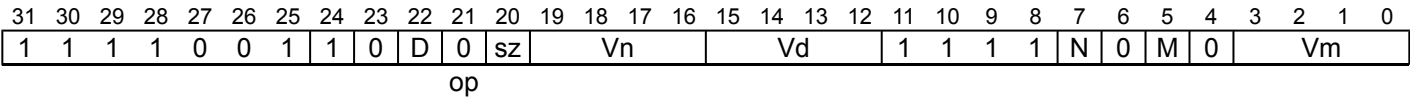
# VPMAX (floating-point)

Vector Pairwise Maximum compares adjacent pairs of elements in two doubleword vectors, and copies the larger of each pair into the corresponding element in the destination doubleword vector.

Depending on settings in the *CPACR*, *NSACR*, and *HCPTR* registers, and the Security state and PE mode in which the instruction is executed, an attempt to execute the instruction might be UNDEFINED, or trapped to Hyp mode. For more information see *Enabling Advanced SIMD and floating-point support*.

It has encodings from the following instruction sets: A32 ( [A1](#) ) and T32 ( [T1](#) ).

## A1

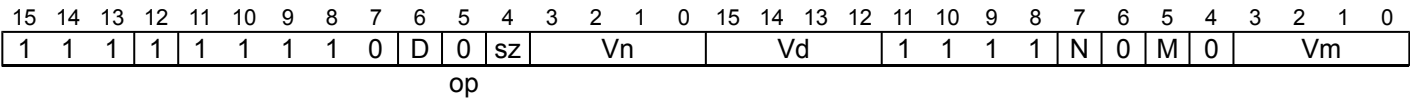


## A1

```
VPMAX{<c>}{<q>}.<dt> {<Dd>, }<Dn>, <Dm>

if sz == '1' && !IsFeatureImplemented(FEAT_FP16) then UNDEFINED;
constant maximum = (op == '0');
constant integer esize = 32 >> UInt(sz);
constant integer elements = 64 DIV esize;
constant d = UInt(D:Vd);  constant n = UInt(N:Vn);  constant m = UInt(M:Vm);
```

## T1



## T1

```
VPMAX{<c>}{<q>}.<dt> {<Dd>, }<Dn>, <Dm>

if sz == '1' && !IsFeatureImplemented(FEAT_FP16) then UNDEFINED;
if sz == '1' && InITBlock() then UNPREDICTABLE;
constant maximum = (op == '0');
constant integer esize = 32 >> UInt(sz);
constant integer elements = 64 DIV esize;
constant d = UInt(D:Vd);  constant n = UInt(N:Vn);  constant m = UInt(M:Vm);
```

## CONSTRAINED UNPREDICTABLE behavior

- If `sz == '1' && InITBlock()`, then one of the following behaviors must occur:
- The instruction is UNDEFINED.
  - The instruction executes as if it passes the Condition code check.
  - The instruction executes as NOP. This means it behaves as if it fails the Condition code check.

## Assembler Symbols

- <c> For encoding A1: see *Standard assembler syntax fields*. This encoding must be unconditional.  
For encoding T1: see *Standard assembler syntax fields*.
- <q> See *Standard assembler syntax fields*.
- <dt> Is the data type for the elements of the vectors, encoded in “sz”:

sz	<dt>
0	F32
1	F16

- <Dd> Is the 64-bit name of the SIMD&FP destination register, encoded in the "D:Vd" field.
- <Dn> Is the 64-bit name of the first SIMD&FP source register, encoded in the "N:Vn" field.
- <Dm> Is the 64-bit name of the second SIMD&FP source register, encoded in the "M:Vm" field.

## Operation

```

if ConditionPassed() then
    EncodingSpecificOperations(); CheckAdvSIMDEnabled();
    bits(64) dest;
    constant FPCR_Type fpcr = StandardFPCR();
    constant h = elements DIV 2;

    for e = 0 to h-1
        op1 = Elem[D[n],2*e,esize]; op2 = Elem[D[n],2*e+1,esize];
        Elem[dest,e,esize] = (if maximum then FPMax(op1,op2,fpcr)
                           else FPMIn(op1,op2,fpcr));
        op1 = Elem[D[m],2*e,esize]; op2 = Elem[D[m],2*e+1,esize];
        Elem[dest,e+h,esize] = (if maximum then FPMax(op1,op2,fpcr)
                              else FPMIn(op1,op2,fpcr));

D[d] = dest;

```

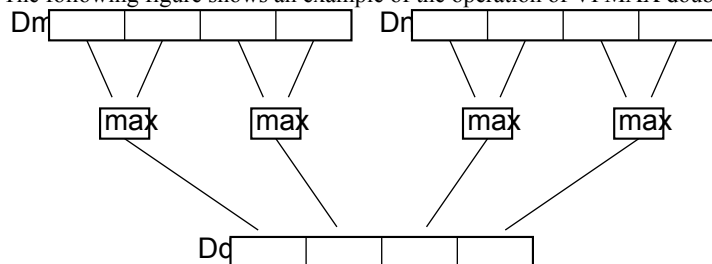
Internal version only: isa v01\_31, pseudocode v2024-03\_rel ; Build timestamp: 2024-03-25T10:05

Copyright © 2010-2024 Arm Limited or its affiliates. All rights reserved. This document is Non-Confidential.

## VPMAX (integer)

Vector Pairwise Maximum compares adjacent pairs of elements in two doubleword vectors, and copies the larger of each pair into the corresponding element in the destination doubleword vector.

The following figure shows an example of the operation of VPMAX doubleword operation for data type S16 or U16.



Depending on settings in the *CPACR*, *NSACR*, and *HCPTR* registers, and the Security state and PE mode in which the instruction is executed, an attempt to execute the instruction might be UNDEFINED, or trapped to Hyp mode. For more information see *Enabling Advanced SIMD and floating-point support*.

It has encodings from the following instruction sets: A32 ( [A1](#) ) and T32 ( [T1](#) ).

## A1

31	30	29	28	27	26	25	24	23	22	21	20	19	18	17	16	15	14	13	12	11	10	9	8	7	6	5	4	3	2	1	0
1	1	1	1	0	0	1	U	0	D	size			Vn			Vd			1		0	1	0	N	0	M	0	Vm			
																												op			

## A1

```
VPMAX{<c>}{<q>}.<dt>{<Dd>,<Dn>,<Dm>}
```

```
if size == '11' then UNDEFINED;
constant maximum = (op == '0');  constant unsigned = (U == '1');
constant integer esize = 8 << UInt(size);  constant elements = 64 DIV esize;
constant d = UInt(D:Vd);  constant n = UInt(N:Vn);  constant m = UInt(M:Vm);
```

# T1

15	14	13	12	11	10	9	8	7	6	5	4	3	2	1	0	15	14	13	12	11	10	9	8	7	6	5	4	3	2	1	0
1	1	1	U	1	1	1	1	0	D	size				Vn			Vd			1	0	1	0	N	0	M	0	Vm			
																op															

**T1**

VPMAX{<c>} {<q>} .<dt> {<Dd> , }<Dn> , <Dm>

```
if size == '11' then UNDEFINED;
constant maximum = (op == '0');  constant unsigned = (U == '1');
constant integer esize = 8 << UInt(size);  constant elements = 64 DIV esize;
constant d = UInt(D:Vd);  constant n = UInt(N:Vn);  constant m = UInt(M:Vm);
```

## Assembler Symbols

<c> For encoding A1: see *Standard assembler syntax fields*. This encoding must be unconditional.

For encoding T1: see *Standard assembler syntax fields*.

<q> See *Standard assembler syntax fields*.

<dt>	Is the data type for the elements of the operands, encoded in “U:size”:
------	---

U	size	<dt>
0	00	S8
0	01	S16
0	10	S32
1	00	U8
1	01	U16
1	10	U32

- <Dd> Is the 64-bit name of the SIMD&FP destination register, encoded in the "D:Vd" field.
- <Dn> Is the 64-bit name of the first SIMD&FP source register, encoded in the "N:Vn" field.
- <Dm> Is the 64-bit name of the second SIMD&FP source register, encoded in the "M:Vm" field.

## Operation

```

if ConditionPassed() then
    EncodingSpecificOperations(); CheckAdvSIMDEnabled();
    bits(64) dest;
    constant h = elements DIV 2;

    for e = 0 to h-1
        op1 = Int(Elem[D[n],2*e,esize], unsigned);
        op2 = Int(Elem[D[n],2*e+1,esize], unsigned);
        result = if maximum then Max(op1,op2) else Min(op1,op2);
        Elem[dest,e,esize] = result<esize-1:0>;
        op1 = Int(Elem[D[m],2*e,esize], unsigned);
        op2 = Int(Elem[D[m],2*e+1,esize], unsigned);
        result = if maximum then Max(op1,op2) else Min(op1,op2);
        Elem[dest,e+h,esize] = result<esize-1:0>;

    D[d] = dest;

```

## Operational information

If CPSR.DIT is 1 and this instruction passes its condition execution check:

- The execution time of this instruction is independent of:
  - The values of the data supplied in any of its registers.
  - The values of the NZCV flags.
- The response of this instruction to asynchronous exceptions does not vary based on:
  - The values of the data supplied in any of its registers.
  - The values of the NZCV flags.

Internal version only: isa v01\_31, pseudocode v2024-03\_rel ; Build timestamp: 2024-03-25T10:05

Copyright © 2010-2024 Arm Limited or its affiliates. All rights reserved. This document is Non-Confidential.



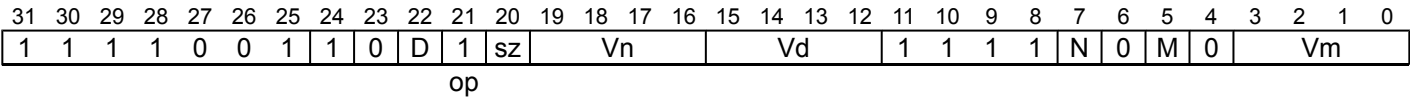
## VPMIN (floating-point)

Vector Pairwise Minimum compares adjacent pairs of elements in two doubleword vectors, and copies the smaller of each pair into the corresponding element in the destination doubleword vector.

Depending on settings in the *CPACR*, *NSACR*, and *HCPTR* registers, and the Security state and PE mode in which the instruction is executed, an attempt to execute the instruction might be UNDEFINED, or trapped to Hyp mode. For more information see *Enabling Advanced SIMD and floating-point support*.

It has encodings from the following instruction sets: A32 ( [A1](#) ) and T32 ( [T1](#) ).

### A1

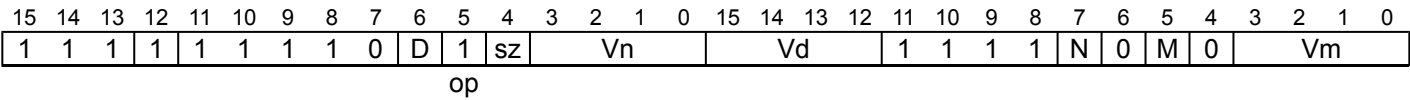


### A1

```
VPMIN{<c>}{<q>}.<dt> {<Dd>, }<Dn>, <Dm>

if sz == '1' && !IsFeatureImplemented(FEAT_FP16) then UNDEFINED;
constant maximum = (op == '0');
constant integer esize = 32 >> UInt(sz);
constant integer elements = 64 DIV esize;
constant d = UInt(D:Vd);  constant n = UInt(N:Vn);  constant m = UInt(M:Vm);
```

### T1



### T1

```
VPMIN{<c>}{<q>}.<dt> {<Dd>, }<Dn>, <Dm>

if sz == '1' && !IsFeatureImplemented(FEAT_FP16) then UNDEFINED;
if sz == '1' && InITBlock() then UNPREDICTABLE;
constant maximum = (op == '0');
constant integer esize = 32 >> UInt(sz);
constant integer elements = 64 DIV esize;
constant d = UInt(D:Vd);  constant n = UInt(N:Vn);  constant m = UInt(M:Vm);
```

## CONSTRAINED UNPREDICTABLE behavior

If `sz == '1' && InITBlock()`, then one of the following behaviors must occur:

- The instruction is UNDEFINED.
- The instruction executes as if it passes the Condition code check.
- The instruction executes as NOP. This means it behaves as if it fails the Condition code check.

## Assembler Symbols

- <c>
- For encoding A1: see *Standard assembler syntax fields*. This encoding must be unconditional.  
For encoding T1: see *Standard assembler syntax fields*.
- <q>
- See *Standard assembler syntax fields*.
- <dt>
- Is the data type for the elements of the vectors, encoded in “sz”:

sz	<dt>
0	F32
1	F16

- <Dd> Is the 64-bit name of the SIMD&FP destination register, encoded in the "D:Vd" field.
- <Dn> Is the 64-bit name of the first SIMD&FP source register, encoded in the "N:Vn" field.
- <Dm> Is the 64-bit name of the second SIMD&FP source register, encoded in the "M:Vm" field.

## Operation

```

if ConditionPassed() then
    EncodingSpecificOperations(); CheckAdvSIMDEnabled();
    bits(64) dest;
    constant FPCR_Type fpcr = StandardFPCR();
    constant h = elements DIV 2;

    for e = 0 to h-1
        op1 = Elem[D[n],2*e,esize]; op2 = Elem[D[n],2*e+1,esize];
        Elem[dest,e,esize] = (if maximum then FPMax(op1,op2,fpcr)
                           else FPMIn(op1,op2,fpcr));
        op1 = Elem[D[m],2*e,esize]; op2 = Elem[D[m],2*e+1,esize];
        Elem[dest,e+h,esize] = (if maximum then FPMax(op1,op2,fpcr)
                              else FPMIn(op1,op2,fpcr));

D[d] = dest;

```

Internal version only: isa v01\_31, pseudocode v2024-03\_rel ; Build timestamp: 2024-03-25T10:05

Copyright © 2010-2024 Arm Limited or its affiliates. All rights reserved. This document is Non-Confidential.

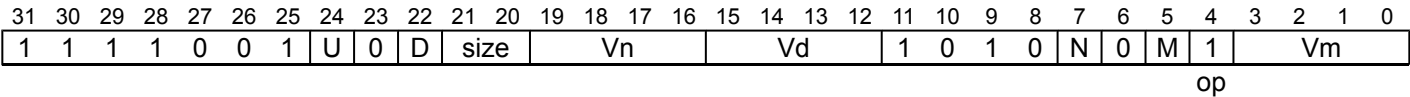
VPMIN (integer)

Vector Pairwise Minimum compares adjacent pairs of elements in two doubleword vectors, and copies the smaller of each pair into the corresponding element in the destination doubleword vector.

Depending on settings in the *CPACR*, *NSACR*, and *HCPTR* registers, and the Security state and PE mode in which the instruction is executed, an attempt to execute the instruction might be UNDEFINED, or trapped to Hyp mode. For more information see *Enabling Advanced SIMD and floating-point support*.

It has encodings from the following instruction sets: A32 ( [A1](#) ) and T32 ( [T1](#) ).

A1

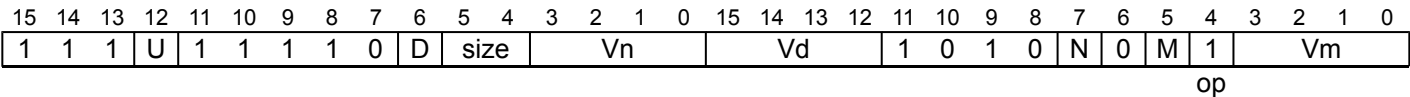


A1

```
VPMIN{<c>}{<q>}.<dt> {<Dd>, }<Dn>, <Dm>

if size == '11' then UNDEFINED;
constant maximum = (op == '0');  constant unsigned = (U == '1');
constant integer esize = 8 << UInt(size);  constant elements = 64 DIV esize;
constant d = UInt(D:Vd);  constant n = UInt(N:Vn);  constant m = UInt(M:Vm);
```

T1



T1

```
VPMIN{<c>}{<q>}.<dt> {<Dd>, }<Dn>, <Dm>

if size == '11' then UNDEFINED;
constant maximum = (op == '0');  constant unsigned = (U == '1');
constant integer esize = 8 << UInt(size);  constant elements = 64 DIV esize;
constant d = UInt(D:Vd);  constant n = UInt(N:Vn);  constant m = UInt(M:Vm);
```

Assembler Symbols

- <c>

For encoding A1: see *Standard assembler syntax fields*. This encoding must be unconditional.  
For encoding T1: see *Standard assembler syntax fields*.
- <q>

See *Standard assembler syntax fields*.
- <dt>

Is the data type for the elements of the operands, encoded in “U:size”:

U	size	<dt>
0	00	S8
0	01	S16
0	10	S32
1	00	U8
1	01	U16
1	10	U32
- <Dd>

Is the 64-bit name of the SIMD&FP destination register, encoded in the "D:Vd" field.
- <Dn>

Is the 64-bit name of the first SIMD&FP source register, encoded in the "N:Vn" field.
- <Dm>

Is the 64-bit name of the second SIMD&FP source register, encoded in the "M:Vm" field.

## Operation

```
if ConditionPassed() then
    EncodingSpecificOperations(); CheckAdvSIMDEnabled();
    bits(64) dest;
    constant h = elements DIV 2;

    for e = 0 to h-1
        op1 = Int(Elem[D[n],2*e,esize], unsigned);
        op2 = Int(Elem[D[n],2*e+1,esize], unsigned);
        result = if maximum then Max(op1,op2) else Min(op1,op2);
        Elem[dest,e,esize] = result<esize-1:0>;
        op1 = Int(Elem[D[m],2*e,esize], unsigned);
        op2 = Int(Elem[D[m],2*e+1,esize], unsigned);
        result = if maximum then Max(op1,op2) else Min(op1,op2);
        Elem[dest,e+h,esize] = result<esize-1:0>;

    D[d] = dest;
```

## Operational information

If CPSR.DIT is 1 and this instruction passes its condition execution check:

- The execution time of this instruction is independent of:
  - The values of the data supplied in any of its registers.
  - The values of the NZCV flags.
- The response of this instruction to asynchronous exceptions does not vary based on:
  - The values of the data supplied in any of its registers.
  - The values of the NZCV flags.

Internal version only: isa v01\_31, pseudocode v2024-03\_rel ; Build timestamp: 2024-03-25T10:05

Copyright © 2010-2024 Arm Limited or its affiliates. All rights reserved. This document is Non-Confidential.

# VPOP

Pop SIMD&FP registers from stack loads multiple consecutive Advanced SIMD and floating-point register file registers from the stack.

This is an alias of [VLDM](#), [VLDMDB](#), [VLDMIA](#). This means:

- The encodings in this description are named to match the encodings of [VLDM](#), [VLDMDB](#), [VLDMIA](#).
- The description of [VLDM](#), [VLDMDB](#), [VLDMIA](#) gives the operational pseudocode, any CONSTRAINED UNPREDICTABLE behavior, and any operational information for this instruction.

It has encodings from the following instruction sets: A32 ( [A1](#) and [A2](#) ) and T32 ( [T1](#) and [T2](#) ).

## A1

31	30	29	28	27	26	25	24	23	22	21	20	19	18	17	16	15	14	13	12	11	10	9	8	7	6	5	4	3	2	1	0
!= 1111				1	1	0	0	1	D	1	1	1	1	0	1	Vd				1 0 1 1				imm8<7:1>				0			
cond				P				U	W				Rn				imm8<0>														

### Increment After

VPOP{<c>}{<q>}{.<size>} <dreglist>

is equivalent to

VLDM{<c>}{<q>}{.<size>} SP!, <dreglist>

and is always the preferred disassembly.

## A2

31	30	29	28	27	26	25	24	23	22	21	20	19	18	17	16	15	14	13	12	11	10	9	8	7	6	5	4	3	2	1	0			
!= 1111				1	1	0	0	1	D	1	1	1	1	0	1	Vd				1	0	1	0	imm8										
cond				P		U	W		Rn																									

### Increment After

VPOP{<c>}{<q>}{.<size>} <sreglist>

is equivalent to

VLDM{<c>}{<q>}{.<size>} SP!, <sreglist>

and is always the preferred disassembly.

## T1

15	14	13	12	11	10	9	8	7	6	5	4	3	2	1	0	15	14	13	12	11	10	9	8	7	6	5	4	3	2	1	0					
1	1	1	0	1	1	0	0	1	D	1	1	1	1	0	1	Vd				1	0	1	1	imm8<7:1>				0								
							P		U				W		Rn				imm8<0>																	

### Increment After

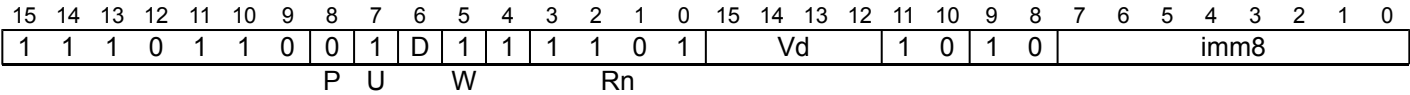
VPOP{<c>}{<q>}{.<size>} <dreglist>

is equivalent to

VLDM{<c>}{<q>}{.<size>} SP!, <dreglist>

and is always the preferred disassembly.

T2



Increment After

```
VPOP{<c>}{<q>}{.<size>} <sreglist>
```

is equivalent to

```
VLDM{<c>}{<q>}{.<size>} SP!, <sreglist>
```

and is always the preferred disassembly.

Assembler Symbols

- <c> See [Standard assembler syntax fields](#).
- <q> See [Standard assembler syntax fields](#).
- <size> An optional data size specifier. If present, it must be equal to the size in bits, 32 or 64, of the registers being transferred.
- <sreglist> Is the list of consecutively numbered 32-bit SIMD&FP registers to be transferred. The first register in the list is encoded in "Vd:D", and "imm8" is set to the number of registers in the list. The list must contain at least one register.
- <dreglist> Is the list of consecutively numbered 64-bit SIMD&FP registers to be transferred. The first register in the list is encoded in "D:Vd", and "imm8" is set to twice the number of registers in the list. The list must contain at least one register, and must not contain more than 16 registers.

Operation

The description of [VLDM](#), [VLDMDB](#), [VLDMIA](#) gives the operational pseudocode for this instruction.

Operational information

If CPSR.DIT is 1, the timing of this instruction is insensitive to the value of the data being loaded or stored.

# VPUSH

Push SIMD&FP registers to stack stores multiple consecutive registers from the Advanced SIMD and floating-point register file to the stack.

This is an alias of [VSTM, VSTMDB, VSTMIA](#). This means:

- The encodings in this description are named to match the encodings of [VSTM, VSTMDB, VSTMIA](#).
- The description of [VSTM, VSTMDB, VSTMIA](#) gives the operational pseudocode, any CONSTRAINED UNPREDICTABLE behavior, and any operational information for this instruction.

It has encodings from the following instruction sets: A32 ( [A1](#) and [A2](#) ) and T32 ( [T1](#) and [T2](#) ).

## A1

31	30	29	28	27	26	25	24	23	22	21	20	19	18	17	16	15	14	13	12	11	10	9	8	7	6	5	4	3	2	1	0
!= 1111				1	1	0	1	0	D	1	0	1	1	0	1	Vd				1		0	1	1	imm8<7:1>				0		
cond								P	U	W				Rn																imm8<0>	

### Decrement Before

`VPUSH{<c>}{<q>}{.<size>} <dreglist>`

is equivalent to

`VSTMDB{<c>}{<q>}{.<size>} SP!, <dreglist>`

and is always the preferred disassembly.

## A2

31	30	29	28	27	26	25	24	23	22	21	20	19	18	17	16	15	14	13	12	11	10	9	8	7	6	5	4	3	2	1	0	
!= 1111				1	1	0	1	0	D	1	0	1	1	0	1	Vd				1		0	1	0	imm8							
cond								P	U	W				Rn																		

### Decrement Before

`VPUSH{<c>}{<q>}{.<size>} <sreglist>`

is equivalent to

`VSTMDB{<c>}{<q>}{.<size>} SP!, <sreglist>`

and is always the preferred disassembly.

## T1

15	14	13	12	11	10	9	8	7	6	5	4	3	2	1	0	15	14	13	12	11	10	9	8	7	6	5	4	3	2	1	0
1	1	1	0	1	1	0	1	0	D	1	0	1	1	0	1	Vd				1		0	1	1	imm8<7:1>				0		
							P	U	W				Rn																imm8<0>		

### Decrement Before

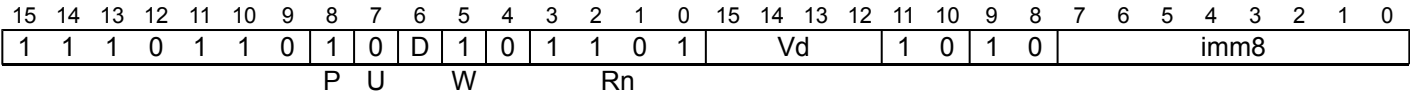
`VPUSH{<c>}{<q>}{.<size>} <dreglist>`

is equivalent to

`VSTMDB{<c>}{<q>}{.<size>} SP!, <dreglist>`

and is always the preferred disassembly.

T2



Decrement Before

```
VPUSH{<c>}{<q>}{.<size>} <sreglist>
```

is equivalent to

```
VSTMDB{<c>}{<q>}{.<size>} SP!, <sreglist>
```

and is always the preferred disassembly.

Assembler Symbols

- <c> See [Standard assembler syntax fields](#).
- <q> See [Standard assembler syntax fields](#).
- <size> An optional data size specifier. If present, it must be equal to the size in bits, 32 or 64, of the registers being transferred.
- <sreglist> Is the list of consecutively numbered 32-bit SIMD&FP registers to be transferred. The first register in the list is encoded in "Vd:D", and "imm8" is set to the number of registers in the list. The list must contain at least one register.
- <dreglist> Is the list of consecutively numbered 64-bit SIMD&FP registers to be transferred. The first register in the list is encoded in "D:Vd", and "imm8" is set to twice the number of registers in the list. The list must contain at least one register, and must not contain more than 16 registers.

Operation

The description of [VSTM](#), [VSTMDB](#), [VSTMIA](#) gives the operational pseudocode for this instruction.

Operational information

If CPSR.DIT is 1, the timing of this instruction is insensitive to the value of the data being loaded or stored.



VQABS

Vector Saturating Absolute takes the absolute value of each element in a vector, and places the results in the destination vector. If any of the results overflow, they are saturated. The cumulative saturation bit, *FPSCR.QC*, is set if saturation occurs. For details see *Pseudocode details of saturation*. Depending on settings in the *CPACR*, *NSACR*, and *HCPTR* registers, and the Security state and PE mode in which the instruction is executed, an attempt to execute the instruction might be UNDEFINED, or trapped to Hyp mode. For more information see *Enabling Advanced SIMD and floating-point support*. It has encodings from the following instruction sets: A32 ( [A1](#) ) and T32 ( [T1](#) ).

A1

31	30	29	28	27	26	25	24	23	22	21	20	19	18	17	16	15	14	13	12	11	10	9	8	7	6	5	4	3	2	1	0
1	1	1	1	0	0	1	1	1	D	1	1	size	0	0	Vd			0	1	1	1	0	Q	M	0	Vm					

64-bit SIMD vector (Q == 0)

```
VQABS{<c>}{<q>}.<dt> <Dd>, <Dm>
```

128-bit SIMD vector (Q == 1)

```
VQABS{<c>}{<q>}.<dt> <Qd>, <Qm>

if size == '11' then UNDEFINED;
if Q == '1' && (Vd<0> == '1' || Vm<0> == '1') then UNDEFINED;
constant integer esize = 8 << UInt(size);  constant elements = 64 DIV esize;
constant d = UInt(D:Vd);  constant m = UInt(M:Vm);  constant regs = if Q == '0' then 1 else 2;
```

T1

15	14	13	12	11	10	9	8	7	6	5	4	3	2	1	0	15	14	13	12	11	10	9	8	7	6	5	4	3	2	1	0
1	1	1	1	1	1	1	1	1	D	1	1	size	0	0		Vd				0	1	1	1	0	Q	M	0		Vm		

64-bit SIMD vector (Q == 0)

```
VQABS{<c>}{<q>}.<dt> <Dd>, <Dm>
```

128-bit SIMD vector (Q == 1)

```
VQABS{<c>}{<q>}.<dt> <Qd>, <Qm>

if size == '11' then UNDEFINED;
if Q == '1' && (Vd<0> == '1' || Vm<0> == '1') then UNDEFINED;
constant integer esize = 8 << UInt(size);  constant elements = 64 DIV esize;
constant d = UInt(D:Vd);  constant m = UInt(M:Vm);  constant regs = if Q == '0' then 1 else 2;
```

Assembler Symbols

- <c> For encoding A1: see *Standard assembler syntax fields*. This encoding must be unconditional.  
For encoding T1: see *Standard assembler syntax fields*.
- <q> See *Standard assembler syntax fields*.
- <dt> Is the data type for the elements of the vectors, encoded in “size”:

size	<dt>
00	S8
01	S16
10	S32
11	RESERVED

- <Qd> Is the 128-bit name of the SIMD&FP destination register, encoded in the "D:Vd" field as <Qd>\*2.
- <Qm> Is the 128-bit name of the SIMD&FP source register, encoded in the "M:Vm" field as <Qm>\*2.
- <Dd> Is the 64-bit name of the SIMD&FP destination register, encoded in the "D:Vd" field.
- <Dm> Is the 64-bit name of the SIMD&FP source register, encoded in the "M:Vm" field.

## Operation

```

if ConditionPassed() then
    EncodingSpecificOperations(); CheckAdvSIMDEnabled();
    for r = 0 to regs-1
        for e = 0 to elements-1
            constant result = Abs(SInt(Elem[D[m+r],e,esize]));
            boolean sat;
            (Elem[D[d+r],e,esize], sat) = SignedSatQ(result, esize);
            if sat then FPSCR.QC = '1';

```

Internal version only: isa v01\_31, pseudocode v2024-03\_rel ; Build timestamp: 2024-03-25T10:05

Copyright © 2010-2024 Arm Limited or its affiliates. All rights reserved. This document is Non-Confidential.

# VQADD

Vector Saturating Add adds the values of corresponding elements of two vectors, and places the results in the destination vector. If any of the results overflow, they are saturated. The cumulative saturation bit, *FPSCR.QC*, is set if saturation occurs. For details see *Pseudocode details of saturation*.

Depending on settings in the *CPACR*, *NSACR*, and *HCPTR* registers, and the Security state and PE mode in which the instruction is executed, an attempt to execute the instruction might be UNDEFINED, or trapped to Hyp mode. For more information see *Enabling Advanced SIMD and floating-point support*.

It has encodings from the following instruction sets: A32 ( [A1](#) ) and T32 ( [T1](#) ).

## A1

31	30	29	28	27	26	25	24	23	22	21	20	19	18	17	16	15	14	13	12	11	10	9	8	7	6	5	4	3	2	1	0	
1	1	1	1	0	0	1	U	0	D	size	Vn					Vd					0	0	0	0	N	Q	M	1	Vm			

### 64-bit SIMD vector (Q == 0)

VQADD{<c>}{<q>}.<dt> {<Dd>}, <Dn>, <Dm>

### 128-bit SIMD vector (Q == 1)

VQADD{<c>}{<q>}.<dt> {<Qd>}, <Qn>, <Qm>

```
if Q == '1' && (Vd<0> == '1' || Vn<0> == '1' || Vm<0> == '1') then UNDEFINED;
constant unsigned = (U == '1');
constant integer esize = 8 << UInt(size); constant elements = 64 DIV esize;
constant d = UInt(D:Vd); constant n = UInt(N:Vn); constant m = UInt(M:Vm);
constant regs = if Q == '0' then 1 else 2;
```

## T1

15	14	13	12	11	10	9	8	7	6	5	4	3	2	1	0	15	14	13	12	11	10	9	8	7	6	5	4	3	2	1	0		
1	1	1	U	1	1	1	1	0	D	size	Vn					Vd					0	0	0	0	N	Q	M	1	Vm				

### 64-bit SIMD vector (Q == 0)

VQADD{<c>}{<q>}.<dt> {<Dd>}, <Dn>, <Dm>

### 128-bit SIMD vector (Q == 1)

VQADD{<c>}{<q>}.<dt> {<Qd>}, <Qn>, <Qm>

```
if Q == '1' && (Vd<0> == '1' || Vn<0> == '1' || Vm<0> == '1') then UNDEFINED;
constant unsigned = (U == '1');
constant integer esize = 8 << UInt(size); constant elements = 64 DIV esize;
constant d = UInt(D:Vd); constant n = UInt(N:Vn); constant m = UInt(M:Vm);
constant regs = if Q == '0' then 1 else 2;
```

## Assembler Symbols

- <c> For encoding A1: see *Standard assembler syntax fields*. This encoding must be unconditional.  
For encoding T1: see *Standard assembler syntax fields*.
- <q> See *Standard assembler syntax fields*.
- <dt> Is the data type for the elements of the vectors, encoded in “U:size”:

U	size	<dt>
0	00	S8
0	01	S16
0	10	S32
0	11	S64
1	00	U8
1	01	U16
1	10	U32
1	11	U64

- <Qd> Is the 128-bit name of the SIMD&FP destination register, encoded in the "D:Vd" field as <Qd>\*2.
- <Qn> Is the 128-bit name of the first SIMD&FP source register, encoded in the "N:Vn" field as <Qn>\*2.
- <Qm> Is the 128-bit name of the second SIMD&FP source register, encoded in the "M:Vm" field as <Qm>\*2.
- <Dd> Is the 64-bit name of the SIMD&FP destination register, encoded in the "D:Vd" field.
- <Dn> Is the 64-bit name of the first SIMD&FP source register, encoded in the "N:Vn" field.
- <Dm> Is the 64-bit name of the second SIMD&FP source register, encoded in the "M:Vm" field.

## Operation

```

if ConditionPassed() then
    EncodingSpecificOperations(); CheckAdvSIMDEnabled();
    for r = 0 to regs-1
        for e = 0 to elements-1
            constant sum = (Int(Elem[D[n+r],e,esize], unsigned) +
                            Int(Elem[D[m+r],e,esize], unsigned));
            boolean sat;
            (Elem[D[d+r],e,esize], sat) = SatQ(sum, esize, unsigned);
            if sat then FPSCR.QC = '1';

```

Internal version only: isa v01\_31, pseudocode v2024-03\_rel ; Build timestamp: 2024-03-25T10:05

Copyright © 2010-2024 Arm Limited or its affiliates. All rights reserved. This document is Non-Confidential.

## VQDMLAL

Vector Saturating Doubling Multiply Accumulate Long multiplies corresponding elements in two doubleword vectors, doubles the products, and accumulates the results into the elements of a quadword vector.

The second operand can be a scalar instead of a vector. For more information about scalars see [Advanced SIMD scalars](#).

If any of the results overflow, they are saturated. The cumulative saturation bit, [FPSCR.QC](#), is set if saturation occurs. For details see [Pseudocode details of saturation](#).

Depending on settings in the [CPACR](#), [NSACR](#), and [HCPTR](#) registers, and the Security state and PE mode in which the instruction is executed, an attempt to execute the instruction might be UNDEFINED, or trapped to Hyp mode. For more information see [Enabling Advanced SIMD and floating-point support](#).

It has encodings from the following instruction sets: A32 ( [A1](#) and [A2](#) ) and T32 ( [T1](#) and [T2](#) ).

### A1

31	30	29	28	27	26	25	24	23	22	21	20	19	18	17	16	15	14	13	12	11	10	9	8	7	6	5	4	3	2	1	0
1	1	1	1	0	0	1	0	1	D	!= 11	Vn				Vd				1 0		0	1	N	0	M	0	Vm				
size											op																				

### A1

```
VQDMLAL{<c>}{<q>}.<dt> <Qd>, <Dn>, <Dm>
```

```
if size == '11' then SEE "Related encodings";
if size == '00' || Vd<0> == '1' then UNDEFINED;
constant add = (op == '0');
constant scalar_form = FALSE;  constant d = UInt(D:Vd);  constant n = UInt(N:Vn);
constant m = UInt(M:Vm);
constant integer esize = 8 << UInt(size);  constant elements = 64 DIV esize;
constant integer index = integer UNKNOWN;
```

### A2

31	30	29	28	27	26	25	24	23	22	21	20	19	18	17	16	15	14	13	12	11	10	9	8	7	6	5	4	3	2	1	0
1	1	1	1	0	0	1	0	1	D	!= 11	Vn				Vd				0		0	1	1	N	1	M	0	Vm			
size											op																				

### A2

```
VQDMLAL{<c>}{<q>}.<dt> <Qd>, <Dn>, <Dm>[<index>]
```

```
if size == '11' then SEE "Related encodings";
if size == '00' || Vd<0> == '1' then UNDEFINED;
constant add = (op == '0');
constant scalar_form = TRUE;  constant d = UInt(D:Vd);  constant n = UInt(N:Vn);
constant integer esize = 8 << UInt(size);
constant integer elements = 64 DIV esize;
integer m;
integer index;
if size == '01' then m = UInt(Vm<2:0>);  index = UInt(M:Vm<3>);
if size == '10' then m = UInt(Vm);  index = UInt(M);
```

### T1

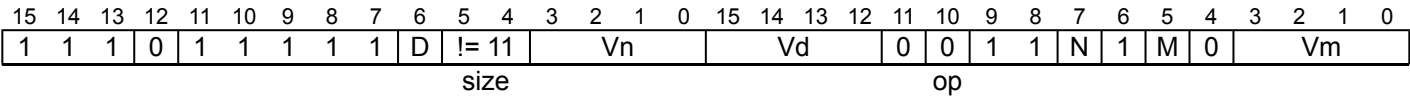
15	14	13	12	11	10	9	8	7	6	5	4	3	2	1	0	15	14	13	12	11	10	9	8	7	6	5	4	3	2	1	0						
1	1	1	0	1	1	1	1	1	D	!= 11					Vn					Vd					1	0	0	1	N	0	M	0	Vm				
size															op																						

T1

```
VQDMLAL{<c>}{<q>}.<dt> <Qd>, <Dn>, <Dm>

if size == '11' then SEE "Related encodings";
if size == '00' || Vd<0> == '1' then UNDEFINED;
constant add = (op == '0');
constant scalar_form = FALSE;  constant d = UInt(D:Vd);  constant n = UInt(N:Vn);
constant m = UInt(M:Vm);
constant integer_esize = 8 << UInt(size);  constant elements = 64 DIV esize;
constant integer_index = integer UNKNOWN;
```

T2



T2

```
VQDMLAL{<c>}{<q>}.<dt> <Qd>, <Dn>, <Dm>[<index>]

if size == '11' then SEE "Related encodings";
if size == '00' || Vd<0> == '1' then UNDEFINED;
constant add = (op == '0');
constant scalar_form = TRUE;  constant d = UInt(D:Vd);  constant n = UInt(N:Vn);
constant integer_esize = 8 << UInt(size);
constant integer_elements = 64 DIV esize;
integer m;
integer index;
if size == '01' then m = UInt(Vm<2:0>);  index = UInt(M:Vm<3>);
if size == '10' then m = UInt(Vm);  index = UInt(M);
```

Related encodings: See [Advanced SIMD data-processing](#) for the T32 instruction set, or [Advanced SIMD data-processing](#) for the A32 instruction set.

Assembler Symbols

- <c> For encoding A1 and A2: see [Standard assembler syntax fields](#). This encoding must be unconditional.  
For encoding T1 and T2: see [Standard assembler syntax fields](#).
- <q> See [Standard assembler syntax fields](#).
- <dt> Is the data type for the elements of the operands, encoded in “size”:

size	<dt>
01	S16
10	S32
- <Qd> Is the 128-bit name of the SIMD&FP destination register, encoded in the "D:Vd" field as <Qd>\*2.
- <Dn> Is the 64-bit name of the first SIMD&FP source register, encoded in the "N:Vn" field.
- <Dm> For encoding A1 and T1: is the 64-bit name of the second SIMD&FP source register, encoded in the "M:Vm" field.  
For encoding A2 and T2: is the 64-bit name of the second SIMD&FP source register, encoded in the "Vm<2:0>" field when <dt> is S16, otherwise the "Vm" field.
- <index> Is the element index in the range 0 to 3, encoded in the "M:Vm<3>" field when <dt> is S16, otherwise in range 0 to 1, encoded in the "M" field.

## Operation

```
if ConditionPassed() then
    EncodingSpecificOperations(); CheckAdvSIMDEnabled();
    integer op2;
    if scalar_form then op2 = SInt(Elem[Din[m],index,esize]);
    for e = 0 to elements-1
        if !scalar_form then op2 = SInt(Elem[Din[m],e,esize]);
        constant op1 = SInt(Elem[Din[n],e,esize]);
        // The following only saturates if both op1 and op2 equal -(2^(esize-1))
        constant (product, sat1) = SignedSatQ(2*op1*op2, 2*esize);
        integer result;
        if add then
            result = SInt(Elem[Qin[d>>1],e,2*esize]) + SInt(product);
        else
            result = SInt(Elem[Qin[d>>1],e,2*esize]) - SInt(product);
        boolean sat2;
        (Elem[Q[d>>1],e,2*esize], sat2) = SignedSatQ(result, 2*esize);
        if sat1 || sat2 then FPSCR.QC = '1';
```

Internal version only: isa v01\_31, pseudocode v2024-03\_rel ; Build timestamp: 2024-03-25T10:05

Copyright © 2010-2024 Arm Limited or its affiliates. All rights reserved. This document is Non-Confidential.

## VQDMLSL

Vector Saturating Doubling Multiply Subtract Long multiplies corresponding elements in two doubleword vectors, subtracts double the products from corresponding elements of a quadword vector, and places the results in the same quadword vector.

The second operand can be a scalar instead of a vector. For more information about scalars see [Advanced SIMD scalars](#).

If any of the results overflow, they are saturated. The cumulative saturation bit, [FPSCR.QC](#), is set if saturation occurs. For details see [Pseudocode details of saturation](#).

Depending on settings in the [CPACR](#), [NSACR](#), and [HCPTR](#) registers, and the Security state and PE mode in which the instruction is executed, an attempt to execute the instruction might be UNDEFINED, or trapped to Hyp mode. For more information see [Enabling Advanced SIMD and floating-point support](#).

It has encodings from the following instruction sets: A32 ( [A1](#) and [A2](#) ) and T32 ( [T1](#) and [T2](#) ).

### A1

31	30	29	28	27	26	25	24	23	22	21	20	19	18	17	16	15	14	13	12	11	10	9	8	7	6	5	4	3	2	1	0
1	1	1	1	0	0	1	0	1	D	!= 11	Vn			Vd			1 0		1	1	N	0	M	0	Vm						
size											op																				

### A1

VQDMLSL{<c>}{<q>}.<dt> <Qd>, <Dn>, <Dm>

```
if size == '11' then SEE "Related encodings";
if size == '00' || Vd<0> == '1' then UNDEFINED;
constant add = (op == '0');
constant scalar_form = FALSE;  constant d = UInt(D:Vd);  constant n = UInt(N:Vn);
constant m = UInt(M:Vm);
constant integer esize = 8 << UInt(size);  constant elements = 64 DIV esize;
constant integer index = integer UNKNOWN;
```

### A2

31	30	29	28	27	26	25	24	23	22	21	20	19	18	17	16	15	14	13	12	11	10	9	8	7	6	5	4	3	2	1	0
1	1	1	1	0	0	1	0	1	D	!= 11	Vn				Vd				0	1	1	1	N	1	M	0	Vm				
size											op																				

### A2

VQDMLSL{<c>}{<q>}.<dt> <Qd>, <Dn>, <Dm>[<index>]

```
if size == '11' then SEE "Related encodings";
if size == '00' || Vd<0> == '1' then UNDEFINED;
constant add = (op == '0');
constant scalar_form = TRUE;  constant d = UInt(D:Vd);  constant n = UInt(N:Vn);
constant integer esize = 8 << UInt(size);
constant integer elements = 64 DIV esize;
integer m;
integer index;
if size == '01' then m = UInt(Vm<2:0>);  index = UInt(M:Vm<3>);
if size == '10' then m = UInt(Vm);  index = UInt(M);
```

### T1

15	14	13	12	11	10	9	8	7	6	5	4	3	2	1	0	15	14	13	12	11	10	9	8	7	6	5	4	3	2	1	0
1	1	1	0	1	1	1	1	1	D	!= 11	Vn				Vd				1	0	1	1	N	0	M	0	Vm				
size																op															

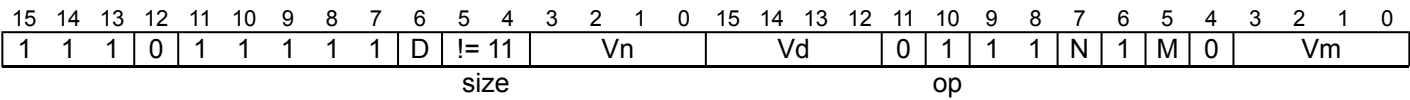


T1

```
VQDMLSL{<c>}{<q>}.<dt> <Qd>, <Dn>, <Dm>

if size == '11' then SEE "Related encodings";
if size == '00' || Vd<0> == '1' then UNDEFINED;
constant add = (op == '0');
constant scalar_form = FALSE;  constant d = UInt(D:Vd);  constant n = UInt(N:Vn);
constant m = UInt(M:Vm);
constant integer_esize = 8 << UInt(size);  constant elements = 64 DIV esize;
constant integer_index = integer UNKNOWN;
```

T2



T2

```
VQDMLSL{<c>}{<q>}.<dt> <Qd>, <Dn>, <Dm>[<index>]

if size == '11' then SEE "Related encodings";
if size == '00' || Vd<0> == '1' then UNDEFINED;
constant add = (op == '0');
constant scalar_form = TRUE;  constant d = UInt(D:Vd);  constant n = UInt(N:Vn);
constant integer_esize = 8 << UInt(size);
constant integer_elements = 64 DIV esize;
integer m;
integer index;
if size == '01' then m = UInt(Vm<2:0>);  index = UInt(M:Vm<3>);
if size == '10' then m = UInt(Vm);  index = UInt(M);
```

Related encodings: See [Advanced SIMD data-processing](#) for the T32 instruction set, or [Advanced SIMD data-processing](#) for the A32 instruction set.

Assembler Symbols

- <c>

For encoding A1 and A2: see [Standard assembler syntax fields](#). This encoding must be unconditional.  
For encoding T1 and T2: see [Standard assembler syntax fields](#).
- <q>

See [Standard assembler syntax fields](#).
- <dt>

Is the data type for the elements of the operands, encoded in “size”:

size	<dt>
01	S16
10	S32
- <Qd>

Is the 128-bit name of the SIMD&FP destination register, encoded in the "D:Vd" field as <Qd>\*2.
- <Dn>

Is the 64-bit name of the first SIMD&FP source register, encoded in the "N:Vn" field.
- <Dm>

For encoding A1 and T1: is the 64-bit name of the second SIMD&FP source register, encoded in the "M:Vm" field.  
For encoding A2 and T2: is the 64-bit name of the second SIMD&FP source register, encoded in the "Vm<2:0>" field when <dt> is S16, otherwise the "Vm" field.
- <index>

Is the element index in the range 0 to 3, encoded in the "M:Vm<3>" field when <dt> is S16, otherwise in range 0 to 1, encoded in the "M" field.

## Operation

```
if ConditionPassed() then
    EncodingSpecificOperations(); CheckAdvSIMDEnabled();
    integer op2;
    if scalar_form then op2 = SInt(Elem[Din[m],index,esize]);
    for e = 0 to elements-1
        if !scalar_form then op2 = SInt(Elem[Din[m],e,esize]);
        constant op1 = SInt(Elem[Din[n],e,esize]);
        // The following only saturates if both op1 and op2 equal -(2^(esize-1))
        constant (product, sat1) = SignedSatQ(2*op1*op2, 2*esize);
        integer result;
        if add then
            result = SInt(Elem[Qin[d>>1],e,2*esize]) + SInt(product);
        else
            result = SInt(Elem[Qin[d>>1],e,2*esize]) - SInt(product);
        boolean sat2;
        (Elem[Q[d>>1],e,2*esize], sat2) = SignedSatQ(result, 2*esize);
        if sat1 || sat2 then FPSCR.QC = '1';
```

Internal version only: isa v01\_31, pseudocode v2024-03\_rel ; Build timestamp: 2024-03-25T10:05

Copyright © 2010-2024 Arm Limited or its affiliates. All rights reserved. This document is Non-Confidential.

## VQDMULH

Vector Saturating Doubling Multiply Returning High Half multiplies corresponding elements in two vectors, doubles the results, and places the most significant half of the final results in the destination vector. The results are truncated, for rounded results see [VQORDMULH](#).

The second operand can be a scalar instead of a vector. For more information about scalars see [Advanced SIMD scalars](#).

If any of the results overflow, they are saturated. The cumulative saturation bit, [FPSCR.QC](#), is set if saturation occurs. For details see [Pseudocode details of saturation](#).

Depending on settings in the [CPACR](#), [NSACR](#), and [HCPTR](#) registers, and the Security state and PE mode in which the instruction is executed, an attempt to execute the instruction might be UNDEFINED, or trapped to Hyp mode. For more information see [Enabling Advanced SIMD and floating-point support](#).

It has encodings from the following instruction sets: A32 ( [A1](#) and [A2](#) ) and T32 ( [T1](#) and [T2](#) ).

### A1

31	30	29	28	27	26	25	24	23	22	21	20	19	18	17	16	15	14	13	12	11	10	9	8	7	6	5	4	3	2	1	0
1	1	1	1	0	0	1	0	0	D	size		Vn			Vd				1	0	1	1	N	Q	M	0		Vm			

#### 64-bit SIMD vector (Q == 0)

```
VQDMULH{<c>}{<q>}.<dt> {<Dd>, }<Dn>, <Dm>
```

#### 128-bit SIMD vector (Q == 1)

```
VQDMULH{<c>}{<q>}.<dt> {<Qd>, }<Qn>, <Qm>
```

```
if Q == '1' && (Vd<0> == '1' || Vn<0> == '1' || Vm<0> == '1') then UNDEFINED;
if size == '00' || size == '11' then UNDEFINED;
constant scalar_form = FALSE; constant esize = 8 << UInt(size); constant elements = 64 DIV esize;
constant d = UInt(D:Vd); constant n = UInt(N:Vn); constant m = UInt(M:Vm);
constant regs = if Q == '0' then 1 else 2;
constant integer index = integer UNKNOWN;
```

### A2

31	30	29	28	27	26	25	24	23	22	21	20	19	18	17	16	15	14	13	12	11	10	9	8	7	6	5	4	3	2	1	0
1	1	1	1	0	0	1	Q	1	D	!= 11	Vn			Vd			1 1 0 0			N	1	M	0	Vm							
size																															

#### 64-bit SIMD vector (Q == 0)

```
VQDMULH{<c>}{<q>}.<dt> {<Dd>, } <Dn>, <Dm[x]>
```

#### 128-bit SIMD vector (Q == 1)

```
VQDMULH{<c>}{<q>}.<dt> {<Qd>, } <Qn>, <Dm[x]>
```

```
if size == '11' then SEE "Related encodings";
if size == '00' then UNDEFINED;
if Q == '1' && (Vd<0> == '1' || Vn<0> == '1') then UNDEFINED;
constant scalar_form = TRUE; constant d = UInt(D:Vd); constant n = UInt(N:Vn);
constant regs = if Q == '0' then 1 else 2;
constant integer esize = 8 << UInt(size);
constant integer elements = 64 DIV esize;
integer m;
integer index;
if size == '01' then m = UInt(Vm<2:0>); index = UInt(M:Vm<3>);
if size == '10' then m = UInt(Vm); index = UInt(M);
```

### T1

15	14	13	12	11	10	9	8	7	6	5	4	3	2	1	0	15	14	13	12	11	10	9	8	7	6	5	4	3	2	1	0
1	1	1	0	1	1	1	1	0	D	size	Vn				Vd				1	0	1	1	N	Q	M	0	Vm				

64-bit SIMD vector (Q == 0)

```
VQDMULH{<c>}{<q>}.<dt> {<Dd>, }<Dn>, <Dm>
```

128-bit SIMD vector (Q == 1)

```
VQDMULH{<c>}{<q>}.<dt> {<Qd>, }<Qn>, <Qm>

if Q == '1' && (Vd<0> == '1' || Vn<0> == '1' || Vm<0> == '1') then UNDEFINED;
if size == '00' || size == '11' then UNDEFINED;
constant scalar_form = FALSE;  constant esize = 8 << UInt(size);  constant elements = 64 DIV esize;
constant d = UInt(D:Vd);  constant n = UInt(N:Vn);  constant m = UInt(M:Vm);
constant regs = if Q == '0' then 1 else 2;
constant integer index = integer UNKNOWN;
```

T2

15	14	13	12	11	10	9	8	7	6	5	4	3	2	1	0	15	14	13	12	11	10	9	8	7	6	5	4	3	2	1	0
1	1	1	Q	1	1	1	1	1	D	!= 11	Vn			Vd			1	1	0	0	N	1	M	0	Vm						
size																															

64-bit SIMD vector (Q == 0)

```
VQDMULH{<c>}{<q>}.<dt> {<Dd>, } <Dn>, <Dm[x]>
```

128-bit SIMD vector (Q == 1)

```
VQDMULH{<c>}{<q>}.<dt> {<Qd>, } <Qn>, <Dm[x]>

if size == '11' then SEE "Related encodings";
if size == '00' then UNDEFINED;
if Q == '1' && (Vd<0> == '1' || Vn<0> == '1') then UNDEFINED;
constant scalar_form = TRUE;  constant d = UInt(D:Vd);  constant n = UInt(N:Vn);
constant regs = if Q == '0' then 1 else 2;
constant integer esize = 8 << UInt(size);
constant integer elements = 64 DIV esize;
integer m;
integer index;
if size == '01' then m = UInt(Vm<2:0>);  index = UInt(M:Vm<3>);
if size == '10' then m = UInt(Vm);  index = UInt(M);
```

Related encodings: See [Advanced SIMD data-processing](#) for the T32 instruction set, or [Advanced SIMD data-processing](#) for the A32 instruction set.

Assembler Symbols

<c> For encoding A1 and A2: see [Standard assembler syntax fields](#). This encoding must be unconditional.  
For encoding T1 and T2: see [Standard assembler syntax fields](#).

<q> See [Standard assembler syntax fields](#).

<dt> Is the data type for the elements of the operands, encoded in “size”:

size	<dt>
01	S16
10	S32

<Qd> Is the 128-bit name of the SIMD&FP destination register, encoded in the "D:Vd" field as <Qd>\*2.

<Qn> Is the 128-bit name of the first SIMD&FP source register, encoded in the "N:Vn" field as <Qn>\*2.

<Qm> Is the 128-bit name of the second SIMD&FP source register, encoded in the "M:Vm" field as <Qm>\*2.

<Dd>	Is the 64-bit name of the SIMD&FP destination register, encoded in the "D:Vd" field.
<Dn>	Is the 64-bit name of the first SIMD&FP source register, encoded in the "N:Vn" field.
<Dm[x]>	Is the 64-bit name of the second SIMD&FP source register holding the scalar. If <dt> is S16, Dm is restricted to D0-D7. Dm is encoded in "Vm<2:0>", and x is encoded in "M:Vm<3>". If <dt> is S32, Dm is restricted to D0-D15. Dm is encoded in "Vm", and x is encoded in "M".
<Dm>	Is the 64-bit name of the second SIMD&FP source register, encoded in the "M:Vm" field.

## Operation

```

if ConditionPassed() then
    EncodingSpecificOperations(); CheckAdvSIMDEnabled();
    integer op2;
    if scalar_form then op2 = SInt(Elem[D[m],index,esize]);
    for r = 0 to regs-1
        for e = 0 to elements-1
            if !scalar_form then op2 = SInt(Elem[D[m+r],e,esize]);
            constant op1 = SInt(Elem[D[n+r],e,esize]);
            // The following only saturates if both op1 and op2 equal -(2^(esize-1))
            constant (result, sat) = SignedSatQ((2*op1*op2) >> esize, esize);
            Elem[D[d+r],e,esize] = result;
            if sat then FPSCR.QC = '1';

```

Internal version only: isa v01\_31, pseudocode v2024-03\_rel ; Build timestamp: 2024-03-25T10:05

Copyright © 2010-2024 Arm Limited or its affiliates. All rights reserved. This document is Non-Confidential.

## VQDMULL

Vector Saturating Doubling Multiply Long multiplies corresponding elements in two doubleword vectors, doubles the products, and places the results in a quadword vector.

The second operand can be a scalar instead of a vector. For more information about scalars see [Advanced SIMD scalars](#).

If any of the results overflow, they are saturated. The cumulative saturation bit, [FPSCR.QC](#), is set if saturation occurs. For details see [Pseudocode details of saturation](#).

Depending on settings in the [CPACR](#), [NSACR](#), and [HCPTR](#) registers, and the Security state and PE mode in which the instruction is executed, an attempt to execute the instruction might be UNDEFINED, or trapped to Hyp mode. For more information see [Enabling Advanced SIMD and floating-point support](#).

It has encodings from the following instruction sets: A32 ( [A1](#) and [A2](#) ) and T32 ( [T1](#) and [T2](#) ).

### A1

31	30	29	28	27	26	25	24	23	22	21	20	19	18	17	16	15	14	13	12	11	10	9	8	7	6	5	4	3	2	1	0
1	1	1	1	0	0	1	0	1	D	!= 11	Vn			Vd			1			1	0	1	N	0	M	0	Vm				
size																															

### A1

```
VQDMULL{<c>}{<q>}.<dt> <Qd>, <Dn>, <Dm>
```

```
if size == '11' then SEE "Related encodings";
if size == '00' || Vd<0> == '1' then UNDEFINED;
constant scalar_form = FALSE; constant d = UInt(D:Vd); constant n = UInt(N:Vn);
constant m = UInt(M:Vm);
constant esize = 8 << UInt(size); constant elements = 64 DIV esize;
constant integer index = integer UNKNOWN;
```

### A2

31	30	29	28	27	26	25	24	23	22	21	20	19	18	17	16	15	14	13	12	11	10	9	8	7	6	5	4	3	2	1	0
1	1	1	1	0	0	1	0	1	D	!= 11	Vn				Vd				1 0 1 1			N	1	M	0	Vm					
size																															

### A2

```
VQDMULL{<c>}{<q>}.<dt> <Qd>, <Dn>, <Dm[x]>
```

```
if size == '11' then SEE "Related encodings";
if size == '00' || Vd<0> == '1' then UNDEFINED;
constant scalar_form = TRUE; constant d = UInt(D:Vd); constant n = UInt(N:Vn);
constant integer esize = 8 << UInt(size);
constant integer elements = 64 DIV esize;
integer m;
integer index;
if size == '01' then m = UInt(Vm<2:0>); index = UInt(M:Vm<3>);
if size == '10' then m = UInt(Vm); index = UInt(M);
```

### T1

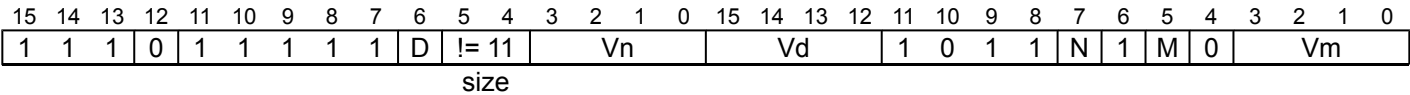
15	14	13	12	11	10	9	8	7	6	5	4	3	2	1	0	15	14	13	12	11	10	9	8	7	6	5	4	3	2	1	0
1	1	1	0	1	1	1	1	1	D	!= 11			Vn			Vd			1			1	0	1	N	0	M	0	Vm		
size																															

T1

```
VQDMULL{<c>}{<q>}.<dt> <Qd>, <Dn>, <Dm>

if size == '11' then SEE "Related encodings";
if size == '00' || Vd<0> == '1' then UNDEFINED;
constant scalar_form = FALSE;  constant d = UInt(D:Vd);  constant n = UInt(N:Vn);
constant m = UInt(M:Vm);
constant esize = 8 << UInt(size);  constant elements = 64 DIV esize;
constant integer index = integer UNKNOWN;
```

T2



T2

```
VQDMULL{<c>}{<q>}.<dt> <Qd>, <Dn>, <Dm[x]>

if size == '11' then SEE "Related encodings";
if size == '00' || Vd<0> == '1' then UNDEFINED;
constant scalar_form = TRUE;  constant d = UInt(D:Vd);  constant n = UInt(N:Vn);
constant integer esize = 8 << UInt(size);
constant integer elements = 64 DIV esize;
integer m;
integer index;
if size == '01' then m = UInt(Vm<2:0>);  index = UInt(M:Vm<3>);
if size == '10' then m = UInt(Vm);  index = UInt(M);
```

Related encodings: See [Advanced SIMD data-processing](#) for the T32 instruction set, or [Advanced SIMD data-processing](#) for the A32 instruction set.

Assembler Symbols

- <c> For encoding A1 and A2: see [Standard assembler syntax fields](#). This encoding must be unconditional.  
For encoding T1 and T2: see [Standard assembler syntax fields](#).
- <q> See [Standard assembler syntax fields](#).
- <dt> Is the data type for the elements of the operands, encoded in “size”:

size	<dt>
01	S16
10	S32
- <Qd> Is the 128-bit name of the SIMD&FP destination register, encoded in the "D:Vd" field as <Qd>\*2.
- <Dn> Is the 64-bit name of the first SIMD&FP source register, encoded in the "N:Vn" field.
- <Dm[x]> Is the 64-bit name of the second SIMD&FP source register holding the scalar. If <dt> is S16, Dm is restricted to D0-D7. Dm is encoded in "Vm<2:0>", and x is encoded in "M:Vm<3>". If <dt> is S32, Dm is restricted to D0-D15. Dm is encoded in "Vm", and x is encoded in "M".
- <Dm> Is the 64-bit name of the second SIMD&FP source register, encoded in the "M:Vm" field.

## Operation

```
if ConditionPassed() then
    EncodingSpecificOperations(); CheckAdvSIMDEnabled();
    integer op2;
    if scalar_form then op2 = SInt(Elem[Din[m],index,esize]);
    for e = 0 to elements-1
        if !scalar_form then op2 = SInt(Elem[Din[m],e,esize]);
        constant op1 = SInt(Elem[Din[n],e,esize]);
        // The following only saturates if both op1 and op2 equal  $-(2^{(esize-1)})$ 
        constant (product, sat) = SignedSatQ(2*op1*op2, 2*esize);
        Elem[Q[d>>1],e,2*esize] = product;
        if sat then FPSCR.QC = '1';
```

Internal version only: isa v01\_31, pseudocode v2024-03\_rel ; Build timestamp: 2024-03-25T10:05

Copyright © 2010-2024 Arm Limited or its affiliates. All rights reserved. This document is Non-Confidential.



## VQMOVN, VQMOVUN

Vector Saturating Move and Narrow copies each element of the operand vector to the corresponding element of the destination vector.

The operand is a quadword vector. The elements can be any one of:

- 16-bit, 32-bit, or 64-bit signed integers.
- 16-bit, 32-bit, or 64-bit unsigned integers.

The result is a doubleword vector. The elements are half the length of the operand vector elements. If the operand is unsigned, the results are unsigned. If the operand is signed, the results can be signed or unsigned.

If any of the results overflow, they are saturated. The cumulative saturation bit, [FPSCR.QC](#), is set if saturation occurs. For details see [Pseudocode details of saturation](#).

Depending on settings in the [CPACR](#), [NSACR](#), and [HCPTR](#) registers, and the Security state and PE mode in which the instruction is executed, an attempt to execute the instruction might be UNDEFINED, or trapped to Hyp mode. For more information see [Enabling Advanced SIMD and floating-point support](#).

This instruction is used by the pseudo-instructions [VQRSHRN \(zero\)](#), [VQRSHRUN \(zero\)](#), [VQSHRN \(zero\)](#), and [VQSHRUN \(zero\)](#).

It has encodings from the following instruction sets: A32 ( [A1](#) ) and T32 ( [T1](#) ).

### A1

31	30	29	28	27	26	25	24	23	22	21	20	19	18	17	16	15	14	13	12	11	10	9	8	7	6	5	4	3	2	1	0
1	1	1	1	0	0	1	1	1	D	1	1	size	1	0		Vd				0	0	1	0	op	M	0		Vm			

#### Signed result (op == 1x)

VQMOVN{<c>}{<q>}.<dt> <Dd>, <Qm>

#### Unsigned result (op == 01)

VQMOVUN{<c>}{<q>}.<dt> <Dd>, <Qm>

```
if op == '00' then SEE "VMOVN";
if size == '11' || Vm<0> == '1' then UNDEFINED;
constant src_unsigned = (op == '11'); constant dest_unsigned = (op<0> == '1');
constant integer esize = 8 << UInt(size); constant elements = 64 DIV esize;
constant d = UInt(D:Vd); constant m = UInt(M:Vm);
```

### T1

15	14	13	12	11	10	9	8	7	6	5	4	3	2	1	0	15	14	13	12	11	10	9	8	7	6	5	4	3	2	1	0
1	1	1	1	1	1	1	1	1	D	1	1	size	1	0		Vd				0	0	1	0	op	M	0		Vm			

#### Signed result (op == 1x)

VQMOVN{<c>}{<q>}.<dt> <Dd>, <Qm>

#### Unsigned result (op == 01)

VQMOVUN{<c>}{<q>}.<dt> <Dd>, <Qm>

```
if op == '00' then SEE "VMOVN";
if size == '11' || Vm<0> == '1' then UNDEFINED;
constant src_unsigned = (op == '11'); constant dest_unsigned = (op<0> == '1');
constant integer esize = 8 << UInt(size); constant elements = 64 DIV esize;
constant d = UInt(D:Vd); constant m = UInt(M:Vm);
```

## Assembler Symbols

<c> For encoding A1: see [Standard assembler syntax fields](#). This encoding must be unconditional.  
For encoding T1: see [Standard assembler syntax fields](#).

<q> See [Standard assembler syntax fields](#).

<dt> For the signed result variant: is the data type for the elements of the operand, encoded in “op<0>:size”:

op<0>	size	<dt>
0	00	S16
0	01	S32
0	10	S64
0	11	RESERVED
1	00	U16
1	01	U32
1	10	U64
1	11	RESERVED

For the unsigned result variant: is the data type for the elements of the operand, encoded in “size”:

size	<dt>
00	S16
01	S32
10	S64
11	RESERVED

<Dd> Is the 64-bit name of the SIMD&FP destination register, encoded in the "D:Vd" field.

<Qm> Is the 128-bit name of the SIMD&FP source register, encoded in the "M:Vm" field as <Qm>\*2.

Operation

```
if ConditionPassed() then
    EncodingSpecificOperations(); CheckAdvSIMDEnabled();
    for e = 0 to elements-1
        constant operand = Int(Elem[Qin[m>>1],e,2*esize], src_unsigned);
        boolean sat;
        (Elem[D[d],e,esize], sat) = SatQ(operand, esize, dest_unsigned);
        if sat then FPSCR.QC = '1';
```

## VQNEG

Vector Saturating Negate negates each element in a vector, and places the results in the destination vector.

If any of the results overflow, they are saturated. The cumulative saturation bit, [FPSCR.QC](#), is set if saturation occurs. For details see [Pseudocode details of saturation](#).

Depending on settings in the [CPACR](#), [NSACR](#), and [HCPTR](#) registers, and the Security state and PE mode in which the instruction is executed, an attempt to execute the instruction might be UNDEFINED, or trapped to Hyp mode. For more information see [Enabling Advanced SIMD and floating-point support](#).

It has encodings from the following instruction sets: A32 ([A1](#)) and T32 ([T1](#)).

### A1

31	30	29	28	27	26	25	24	23	22	21	20	19	18	17	16	15	14	13	12	11	10	9	8	7	6	5	4	3	2	1	0
1	1	1	1	0	0	1	1	1	D	1	1	size	0	0	Vd			0	1	1	1	1	Q	M	0	Vm					

#### 64-bit SIMD vector (Q == 0)

```
VQNEG{<c>}{<q>}.<dt> <Dd>, <Dm>
```

#### 128-bit SIMD vector (Q == 1)

```
VQNEG{<c>}{<q>}.<dt> <Qd>, <Qm>
```

```
if size == '11' then UNDEFINED;
if Q == '1' && (Vd<0> == '1' || Vm<0> == '1') then UNDEFINED;
constant integer esize = 8 << UInt(size); constant elements = 64 DIV esize;
constant d = UInt(D:Vd); constant m = UInt(M:Vm); constant regs = if Q == '0' then 1 else 2;
```

### T1

15	14	13	12	11	10	9	8	7	6	5	4	3	2	1	0	15	14	13	12	11	10	9	8	7	6	5	4	3	2	1	0
1	1	1	1	1	1	1	1	1	D	1	1	size	0	0			Vd			0	1	1	1	1	Q	M	0		Vm		

#### 64-bit SIMD vector (Q == 0)

```
VQNEG{<c>}{<q>}.<dt> <Dd>, <Dm>
```

#### 128-bit SIMD vector (Q == 1)

```
VQNEG{<c>}{<q>}.<dt> <Qd>, <Qm>
```

```
if size == '11' then UNDEFINED;
if Q == '1' && (Vd<0> == '1' || Vm<0> == '1') then UNDEFINED;
constant integer esize = 8 << UInt(size); constant elements = 64 DIV esize;
constant d = UInt(D:Vd); constant m = UInt(M:Vm); constant regs = if Q == '0' then 1 else 2;
```

## Assembler Symbols

- <c> For encoding A1: see [Standard assembler syntax fields](#). This encoding must be unconditional.  
For encoding T1: see [Standard assembler syntax fields](#).
- <q> See [Standard assembler syntax fields](#).
- <dt> Is the data type for the elements of the vectors, encoded in “size”:

size	<dt>
00	S8
01	S16
10	S32
11	RESERVED

- <Qd> Is the 128-bit name of the SIMD&FP destination register, encoded in the "D:Vd" field as <Qd>\*2.
- <Qm> Is the 128-bit name of the SIMD&FP source register, encoded in the "M:Vm" field as <Qm>\*2.
- <Dd> Is the 64-bit name of the SIMD&FP destination register, encoded in the "D:Vd" field.
- <Dm> Is the 64-bit name of the SIMD&FP source register, encoded in the "M:Vm" field.

## Operation

```

if ConditionPassed() then
    EncodingSpecificOperations(); CheckAdvSIMDEnabled();
    for r = 0 to regs-1
        for e = 0 to elements-1
            constant result = -SInt(Elem[D[m+r],e,esize]);
            boolean sat;
            (Elem[D[d+r],e,esize], sat) = SignedSatQ(result, esize);
            if sat then FPSCR.QC = '1';

```

Internal version only: isa v01\_31, pseudocode v2024-03\_rel ; Build timestamp: 2024-03-25T10:05

Copyright © 2010-2024 Arm Limited or its affiliates. All rights reserved. This document is Non-Confidential.

VQRDMLAH

Vector Saturating Rounding Doubling Multiply Accumulate Returning High Half. This instruction multiplies the vector elements of the first source SIMD&FP register with either the corresponding vector elements of the second source SIMD&FP register or the value of a vector element of the second source SIMD&FP register, without saturating the multiply results, doubles the results, and accumulates the most significant half of the final results with the vector elements of the destination SIMD&FP register. The results are rounded.

If any of the results overflow, they are saturated. The cumulative saturation bit, *FPSCR.QC*, is set if saturation occurs. For details see *Pseudocode details of saturation*.

Depending on settings in the *CPACR*, *NSACR*, and *HCPTR* registers, and the Security state and PE mode in which the instruction is executed, an attempt to execute the instruction might be UNDEFINED, or trapped to Hyp mode. For more information see *Enabling Advanced SIMD and floating-point support*.

It has encodings from the following instruction sets: A32 ( [A1](#) and [A2](#) ) and T32 ( [T1](#) and [T2](#) ).

A1  
(FEAT\_RDM)

31	30	29	28	27	26	25	24	23	22	21	20	19	18	17	16	15	14	13	12	11	10	9	8	7	6	5	4	3	2	1	0	
1	1	1	1	0	0	1	1	0	D	size	Vn					Vd					1	0	1	1	N	Q	M	1	Vm			

64-bit SIMD vector (Q == 0)

VQRDMLAH{<q>}.<dt> <Dd>, <Dn>, <Dm>

128-bit SIMD vector (Q == 1)

VQRDMLAH{<q>}.<dt> <Qd>, <Qn>, <Qm>

```
if !IsFeatureImplemented(FEAT_RDM) then UNDEFINED;
if Q == '1' && (Vd<0> == '1' || Vn<0> == '1' || Vm<0> == '1') then UNDEFINED;
if size == '00' || size == '11' then UNDEFINED;
constant add = TRUE;  constant scalar_form = FALSE;  constant esize = 8 << UInt(size);
constant elements = 64 DIV esize;
constant d = UInt(D:Vd);  constant n = UInt(N:Vn);  constant m = UInt(M:Vm);
constant regs = if Q == '0' then 1 else 2;
constant integer index = integer UNKNOWN;
```

A2  
(FEAT\_RDM)

31	30	29	28	27	26	25	24	23	22	21	20	19	18	17	16	15	14	13	12	11	10	9	8	7	6	5	4	3	2	1	0
1	1	1	1	0	0	1	Q	1	D	!= 11	Vn				Vd				1 1 1 0				N	1	M	0	Vm				
size																															

64-bit SIMD vector (Q == 0)

```
VQRDMLAH{<q>}.<dt> <Dd>, <Dn>, <Dm[x]>
```

128-bit SIMD vector (Q == 1)

```
VQRDMLAH{<q>}.<dt> <Qd>, <Qn>, <Dm[x]>
```

```
if !IsFeatureImplemented(FEAT_RDM) then UNDEFINED;
if size == '11' then SEE "Related encodings";
if size == '00' then UNDEFINED;
if Q == '1' && (Vd<0> == '1' || Vn<0> == '1') then UNDEFINED;
constant add = TRUE; constant scalar_form = TRUE;
constant d = UInt(D:Vd); constant n = UInt(N:Vn);
constant regs = if Q == '0' then 1 else 2;
constant integer esize = 8 << UInt(size);
constant integer elements = 64 DIV esize;
integer m;
integer index;
if size == '01' then m = UInt(Vm<2:0>); index = UInt(M:Vm<3>);
if size == '10' then m = UInt(Vm); index = UInt(M);
```

T1  
(FEAT\_RDM)

15	14	13	12	11	10	9	8	7	6	5	4	3	2	1	0	15	14	13	12	11	10	9	8	7	6	5	4	3	2	1	0
1	1	1	1	1	1	1	1	0	D	size	Vn				Vd				1	0	1	1	N	Q	M	1	Vm				

64-bit SIMD vector (Q == 0)

```
VQRDMLAH{<q>}.<dt> <Dd>, <Dn>, <Dm>
```

128-bit SIMD vector (Q == 1)

```
VQRDMLAH{<q>}.<dt> <Qd>, <Qn>, <Qm>
```

```
if !IsFeatureImplemented(FEAT_RDM) then UNDEFINED;
if InITBlock() then UNPREDICTABLE;
if Q == '1' && (Vd<0> == '1' || Vn<0> == '1' || Vm<0> == '1') then UNDEFINED;
if size == '00' || size == '11' then UNDEFINED;
constant add = TRUE; constant scalar_form = FALSE; constant esize = 8 << UInt(size);
constant elements = 64 DIV esize;
constant d = UInt(D:Vd); constant n = UInt(N:Vn); constant m = UInt(M:Vm);
constant regs = if Q == '0' then 1 else 2;
constant integer index = integer UNKNOWN;
```

CONSTRAINED UNPREDICTABLE behavior

- If `InITBlock()`, then one of the following behaviors must occur:
- The instruction is UNDEFINED.
  - The instruction executes as if it passes the Condition code check.
  - The instruction executes as NOP. This means it behaves as if it fails the Condition code check.

T2  
(FEAT\_RDM)

15	14	13	12	11	10	9	8	7	6	5	4	3	2	1	0	15	14	13	12	11	10	9	8	7	6	5	4	3	2	1	0
1	1	1	Q	1	1	1	1	1	D	!= 11	Vn				Vd				1	1	1	0	N	1	M	0	Vm				
size																															

64-bit SIMD vector (Q == 0)

```
VQRDMLAH{<q>}.<dt> <Dd>, <Dn>, <Dm[x]>
```

128-bit SIMD vector (Q == 1)

```
VQRDMLAH{<q>}.<dt> <Qd>, <Qn>, <Dm[x]>
```

```
if !IsFeatureImplemented(FEAT_RDM) then UNDEFINED;
if InITBlock() then UNPREDICTABLE;
if size == '11' then SEE "Related encodings";
if size == '00' then UNDEFINED;
if Q == '1' && (Vd<0> == '1' || Vn<0> == '1') then UNDEFINED;
constant add = TRUE; constant scalar_form = TRUE;
constant d = UInt(D:Vd); constant n = UInt(N:Vn);
constant regs = if Q == '0' then 1 else 2;
constant integer esize = 8 << UInt(size);
constant integer elements = 64 DIV esize;
integer m;
integer index;
if size == '01' then m = UInt(Vm<2:0>); index = UInt(M:Vm<3>);
if size == '10' then m = UInt(Vm); index = UInt(M);
```

CONSTRAINED UNPREDICTABLE behavior

If InITBlock(), then one of the following behaviors must occur:

- The instruction is UNDEFINED.
- The instruction executes as if it passes the Condition code check.
- The instruction executes as NOP. This means it behaves as if it fails the Condition code check.

Related encodings: See Advanced SIMD data-processing for the T32 instruction set, or Advanced SIMD data-processing for the A32 instruction set.

Assembler Symbols

<q> See Standard assembler syntax fields.

<dt> Is the data type for the elements of the operands, encoded in “size”:

size	<dt>
01	S16
10	S32

<Qd> Is the 128-bit name of the SIMD&FP register holding the accumulate vector, encoded in the "D:Vd" field as <Qd>\*2.

<Qn> Is the 128-bit name of the first SIMD&FP source register, encoded in the "N:Vn" field as <Qn>\*2.

<Qm> Is the 128-bit name of the second SIMD&FP source register, encoded in the "M:Vm" field as <Qm>\*2.

<Dd> Is the 64-bit name of the SIMD&FP register holding the accumulate vector, encoded in the "D:Vd" field.

<Dn> Is the 64-bit name of the first SIMD&FP source register, encoded in the "N:Vn" field.

<Dm[x]> Is the 64-bit name of the second SIMD&FP source register holding the scalar. If <dt> is S16, Dm is restricted to D0-D7. Dm is encoded in "Vm<2:0>", and x is encoded in "M:Vm<3>". If <dt> is S32, Dm is restricted to D0-D15. Dm is encoded in "Vm", and x is encoded in "M".

<Dm> Is the 64-bit name of the second SIMD&FP source register, encoded in the "M:Vm" field.

## Operation

```
EncodingSpecificOperations(); CheckAdvSIMDEnabled();
integer op2;
constant boolean round = TRUE;
if scalar_form then op2 = SInt(Elem[D[m],index,esize]);
for r = 0 to regs-1
  for e = 0 to elements-1
    constant op1 = SInt(Elem[D[n+r],e,esize]);
    constant op3 = SInt(Elem[D[d+r],e,esize]) << esize;
    if !scalar_form then op2 = SInt(Elem[D[m+r],e,esize]);
    constant integer rdmlah = RShr(op3 + 2*(op1*op2), esize, round);
    constant (result, sat) = SignedSatQ(rdmlah, esize);
    Elem[D[d+r],e,esize] = result;
    if sat then FPSCR.QC = '1';
```

Internal version only: isa v01\_31, pseudocode v2024-03\_rel ; Build timestamp: 2024-03-25T10:05

Copyright © 2010-2024 Arm Limited or its affiliates. All rights reserved. This document is Non-Confidential.



VQRDMLSH

Vector Saturating Rounding Doubling Multiply Subtract Returning High Half. This instruction multiplies the vector elements of the first source SIMD&FP register with either the corresponding vector elements of the second source SIMD&FP register or the value of a vector element of the second source SIMD&FP register, without saturating the multiply results, doubles the results, and subtracts the most significant half of the final results from the vector elements of the destination SIMD&FP register. The results are rounded.

If any of the results overflow, they are saturated. The cumulative saturation bit, *FPSCR.QC*, is set if saturation occurs. For details see *Pseudocode details of saturation*.

Depending on settings in the *CPACR*, *NSACR*, and *HCPTR* registers, and the Security state and PE mode in which the instruction is executed, an attempt to execute the instruction might be UNDEFINED, or trapped to Hyp mode. For more information see *Enabling Advanced SIMD and floating-point support*.

It has encodings from the following instruction sets: A32 ( [A1](#) and [A2](#) ) and T32 ( [T1](#) and [T2](#) ).

A1  
(FEAT\_RDM)

31	30	29	28	27	26	25	24	23	22	21	20	19	18	17	16	15	14	13	12	11	10	9	8	7	6	5	4	3	2	1	0
1	1	1	1	0	0	1	1	0	D	size	Vn			Vd			1	1	0	0	N	Q	M	1	Vm						

64-bit SIMD vector (Q == 0)

VQRDMLSH{<q>}.<dt> <Dd>, <Dn>, <Dm>

128-bit SIMD vector (Q == 1)

VQRDMLSH{<q>}.<dt> <Qd>, <Qn>, <Qm>

```
if !IsFeatureImplemented(FEAT_RDM) then UNDEFINED;
if Q == '1' && (Vd<0> == '1' || Vn<0> == '1' || Vm<0> == '1') then UNDEFINED;
if size == '00' || size == '11' then UNDEFINED;
constant add = FALSE;  constant scalar_form = FALSE;  constant esize = 8 << UInt(size);
constant elements = 64 DIV esize;
constant d = UInt(D:Vd);  constant n = UInt(N:Vn);  constant m = UInt(M:Vm);
constant regs = if Q == '0' then 1 else 2;
constant integer index = integer UNKNOWN;
```

A2  
(FEAT\_RDM)

31	30	29	28	27	26	25	24	23	22	21	20	19	18	17	16	15	14	13	12	11	10	9	8	7	6	5	4	3	2	1	0
1	1	1	1	0	0	1	Q	1	D	!= 11	Vn				Vd				1	1	1	1	N	1	M	0	Vm				
size																															

64-bit SIMD vector (Q == 0)

```
VQRDMLSH{<q>}.<dt> <Dd>, <Dn>, <Dm[x]>
```

128-bit SIMD vector (Q == 1)

```
VQRDMLSH{<q>}.<dt> <Qd>, <Qn>, <Dm[x]>
```

```
if !IsFeatureImplemented(FEAT_RDM) then UNDEFINED;
if size == '11' then SEE "Related encodings";
if size == '00' then UNDEFINED;
if Q == '1' && (Vd<0> == '1' || Vn<0> == '1') then UNDEFINED;
constant add = FALSE;  constant scalar_form = TRUE;
constant d = UInt(D:Vd);  constant n = UInt(N:Vn);
constant regs = if Q == '0' then 1 else 2;
constant integer esize = 8 << UInt(size);
constant integer elements = 64 DIV esize;
integer m;
integer index;
if size == '01' then m = UInt(Vm<2:0>);  index = UInt(M:Vm<3>);
if size == '10' then m = UInt(Vm);  index = UInt(M);
```

T1  
(FEAT\_RDM)

15	14	13	12	11	10	9	8	7	6	5	4	3	2	1	0	15	14	13	12	11	10	9	8	7	6	5	4	3	2	1	0
1	1	1	1	1	1	1	1	0	D	size	Vn				Vd				1	1	0	0	N	Q	M	1	Vm				

64-bit SIMD vector (Q == 0)

```
VQRDMLSH{<q>}.<dt> <Dd>, <Dn>, <Dm>
```

128-bit SIMD vector (Q == 1)

```
VQRDMLSH{<q>}.<dt> <Qd>, <Qn>, <Qm>
```

```
if !IsFeatureImplemented(FEAT_RDM) then UNDEFINED;
if InITBlock() then UNPREDICTABLE;
if Q == '1' && (Vd<0> == '1' || Vn<0> == '1' || Vm<0> == '1') then UNDEFINED;
if size == '00' || size == '11' then UNDEFINED;
constant add = FALSE;  constant scalar_form = FALSE;  constant esize = 8 << UInt(size);
constant elements = 64 DIV esize;
constant d = UInt(D:Vd);  constant n = UInt(N:Vn);  constant m = UInt(M:Vm);
constant regs = if Q == '0' then 1 else 2;
constant integer index = integer UNKNOWN;
```

CONSTRAINED UNPREDICTABLE behavior

- If `InITBlock()`, then one of the following behaviors must occur:
- The instruction is UNDEFINED.
  - The instruction executes as if it passes the Condition code check.
  - The instruction executes as NOP. This means it behaves as if it fails the Condition code check.

T2  
(FEAT\_RDM)

15	14	13	12	11	10	9	8	7	6	5	4	3	2	1	0	15	14	13	12	11	10	9	8	7	6	5	4	3	2	1	0
1	1	1	Q	1	1	1	1	1	D	!= 11	Vn				Vd				1	1	1	1	N	1	M	0	Vm				
size																															

64-bit SIMD vector (Q == 0)

```
VQRDMLSH{<q>}.<dt> <Dd>, <Dn>, <Dm[x]>
```

128-bit SIMD vector (Q == 1)

```
VQRDMLSH{<q>}.<dt> <Qd>, <Qn>, <Dm[x]>
```

```
if !IsFeatureImplemented(FEAT_RDM) then UNDEFINED;
if InITBlock() then UNPREDICTABLE;
if size == '11' then SEE "Related encodings";
if size == '00' then UNDEFINED;
if Q == '1' && (Vd<0> == '1' || Vn<0> == '1') then UNDEFINED;
constant add = FALSE; constant scalar_form = TRUE;
constant d = UInt(D:Vd); constant n = UInt(N:Vn);
constant regs = if Q == '0' then 1 else 2;
constant integer esize = 8 << UInt(size);
constant integer elements = 64 DIV esize;
integer m;
integer index;
if size == '01' then m = UInt(Vm<2:0>); index = UInt(M:Vm<3>);
if size == '10' then m = UInt(Vm); index = UInt(M);
```

CONSTRAINED UNPREDICTABLE behavior

If InITBlock(), then one of the following behaviors must occur:

- The instruction is UNDEFINED.
- The instruction executes as if it passes the Condition code check.
- The instruction executes as NOP. This means it behaves as if it fails the Condition code check.

Related encodings: See Advanced SIMD data-processing for the T32 instruction set, or Advanced SIMD data-processing for the A32 instruction set.

Assembler Symbols

<q> See Standard assembler syntax fields.

<dt> Is the data type for the elements of the operands, encoded in “size”:

size	<dt>
01	S16
10	S32

<Qd> Is the 128-bit name of the SIMD&FP register holding the accumulate vector, encoded in the "D:Vd" field as <Qd>\*2.

<Qn> Is the 128-bit name of the first SIMD&FP source register, encoded in the "N:Vn" field as <Qn>\*2.

<Qm> Is the 128-bit name of the second SIMD&FP source register, encoded in the "M:Vm" field as <Qm>\*2.

<Dd> Is the 64-bit name of the SIMD&FP register holding the accumulate vector, encoded in the "D:Vd" field.

<Dn> Is the 64-bit name of the first SIMD&FP source register, encoded in the "N:Vn" field.

<Dm[x]> Is the 64-bit name of the second SIMD&FP source register holding the scalar. If <dt> is S16, Dm is restricted to D0-D7. Dm is encoded in "Vm<2:0>", and x is encoded in "M:Vm<3>". If <dt> is S32, Dm is restricted to D0-D15. Dm is encoded in "Vm", and x is encoded in "M".

<Dm> Is the 64-bit name of the second SIMD&FP source register, encoded in the "M:Vm" field.

## Operation

```
EncodingSpecificOperations(); CheckAdvSIMDEnabled();
integer op2;
constant boolean round = TRUE;
if scalar_form then op2 = SInt(Elem[D[m],index,esize]);
for r = 0 to regs-1
  for e = 0 to elements-1
    constant op1 = SInt(Elem[D[n+r],e,esize]);
    constant op3 = SInt(Elem[D[d+r],e,esize]) << esize;
    if !scalar_form then op2 = SInt(Elem[D[m+r],e,esize]);
    constant integer rdmlsh = RShr(op3 - 2*(op1*op2), esize, round);
    constant (result, sat) = SignedSatQ(rdmlsh, esize);
    Elem[D[d+r],e,esize] = result;
    if sat then FPSCR.QC = '1';
```

Internal version only: isa v01\_31, pseudocode v2024-03\_rel ; Build timestamp: 2024-03-25T10:05

Copyright © 2010-2024 Arm Limited or its affiliates. All rights reserved. This document is Non-Confidential.

VQRDMULH

Vector Saturating Rounding Doubling Multiply Returning High Half multiplies corresponding elements in two vectors, doubles the results, and places the most significant half of the final results in the destination vector. The results are rounded. For truncated results see [VQDMULH](#). The second operand can be a scalar instead of a vector. For more information about scalars see [Advanced SIMD scalars](#). If any of the results overflow, they are saturated. The cumulative saturation bit, [FPSCR.QC](#), is set if saturation occurs. For details see [Pseudocode details of saturation](#). Depending on settings in the [CPACR](#), [NSACR](#), and [HCPTR](#) registers, and the Security state and PE mode in which the instruction is executed, an attempt to execute the instruction might be UNDEFINED, or trapped to Hyp mode. For more information see [Enabling Advanced SIMD and floating-point support](#). It has encodings from the following instruction sets: A32 ( [A1](#) and [A2](#) ) and T32 ( [T1](#) and [T2](#) ).

A1

31	30	29	28	27	26	25	24	23	22	21	20	19	18	17	16	15	14	13	12	11	10	9	8	7	6	5	4	3	2	1	0
1	1	1	1	0	0	1	1	0	D	size	Vn					Vd					1	0	1	1	N	Q	M	0	Vm		

64-bit SIMD vector (Q == 0)

VQRDMULH{<c>}{<q>}.<dt> {<Dd>, }<Dn>, <Dm>

128-bit SIMD vector (Q == 1)

VQRDMULH{<c>}{<q>}.<dt> {<Qd>, }<Qn>, <Qm>

```
if Q == '1' && (Vd<0> == '1' || Vn<0> == '1' || Vm<0> == '1') then UNDEFINED;
if size == '00' || size == '11' then UNDEFINED;
constant scalar_form = FALSE; constant esize = 8 << UInt(size); constant elements = 64 DIV esize;
constant d = UInt(D:Vd); constant n = UInt(N:Vn); constant m = UInt(M:Vm);
constant regs = if Q == '0' then 1 else 2;
constant integer index = integer UNKNOWN;
```

A2

31	30	29	28	27	26	25	24	23	22	21	20	19	18	17	16	15	14	13	12	11	10	9	8	7	6	5	4	3	2	1	0
1	1	1	1	0	0	1	Q	1	D	!= 11	Vn			Vd			1 1 0 1			N	1	M	0	Vm							
size																															

64-bit SIMD vector (Q == 0)

VQRDMULH{<c>}{<q>}.<dt> {<Dd>, } <Dn>, <Dm[x]>

128-bit SIMD vector (Q == 1)

VQRDMULH{<c>}{<q>}.<dt> {<Qd>, } <Qn>, <Dm[x]>

```
if size == '11' then SEE "Related encodings";
if size == '00' then UNDEFINED;
if Q == '1' && (Vd<0> == '1' || Vn<0> == '1') then UNDEFINED;
constant scalar_form = TRUE; constant d = UInt(D:Vd); constant n = UInt(N:Vn);
constant regs = if Q == '0' then 1 else 2;
constant integer esize = 8 << UInt(size);
constant integer elements = 64 DIV esize;
integer m;
integer index;
if size == '01' then m = UInt(Vm<2:0>); index = UInt(M:Vm<3>);
if size == '10' then m = UInt(Vm); index = UInt(M);
```

T1

15	14	13	12	11	10	9	8	7	6	5	4	3	2	1	0	15	14	13	12	11	10	9	8	7	6	5	4	3	2	1	0
1	1	1	1	1	1	1	1	0	D	size	Vn				Vd				1	0	1	1	N	Q	M	0	Vm				

64-bit SIMD vector (Q == 0)

```
VQRDMULH{<c>}{<q>}.<dt> {<Dd>, }<Dn>, <Dm>
```

128-bit SIMD vector (Q == 1)

```
VQRDMULH{<c>}{<q>}.<dt> {<Qd>, }<Qn>, <Qm>

if Q == '1' && (Vd<0> == '1' || Vn<0> == '1' || Vm<0> == '1') then UNDEFINED;
if size == '00' || size == '11' then UNDEFINED;
constant scalar_form = FALSE;  constant esize = 8 << UInt(size);  constant elements = 64 DIV esize;
constant d = UInt(D:Vd);  constant n = UInt(N:Vn);  constant m = UInt(M:Vm);
constant regs = if Q == '0' then 1 else 2;
constant integer index = integer UNKNOWN;
```

T2

15	14	13	12	11	10	9	8	7	6	5	4	3	2	1	0	15	14	13	12	11	10	9	8	7	6	5	4	3	2	1	0		
1	1	1	Q	1	1	1	1	1	D	!= 11	Vn					Vd					1	1	0	1	N	1	M	0	Vm				
size																																	

64-bit SIMD vector (Q == 0)

```
VQRDMULH{<c>}{<q>}.<dt> {<Dd>, } <Dn>, <Dm[x]>
```

128-bit SIMD vector (Q == 1)

```
VQRDMULH{<c>}{<q>}.<dt> {<Qd>, } <Qn>, <Dm[x]>

if size == '11' then SEE "Related encodings";
if size == '00' then UNDEFINED;
if Q == '1' && (Vd<0> == '1' || Vn<0> == '1') then UNDEFINED;
constant scalar_form = TRUE;  constant d = UInt(D:Vd);  constant n = UInt(N:Vn);
constant regs = if Q == '0' then 1 else 2;
constant integer esize = 8 << UInt(size);
constant integer elements = 64 DIV esize;
integer m;
integer index;
if size == '01' then m = UInt(Vm<2:0>);  index = UInt(M:Vm<3>);
if size == '10' then m = UInt(Vm);  index = UInt(M);
```

Related encodings: See [Advanced SIMD data-processing](#) for the T32 instruction set, or [Advanced SIMD data-processing](#) for the A32 instruction set.

Assembler Symbols

<c> For encoding A1 and A2: see [Standard assembler syntax fields](#). This encoding must be unconditional.  
For encoding T1 and T2: see [Standard assembler syntax fields](#).

<q> See [Standard assembler syntax fields](#).

<dt> Is the data type for the elements of the operands, encoded in “size”:

size	<dt>
01	S16
10	S32

<Qd> Is the 128-bit name of the SIMD&FP destination register, encoded in the "D:Vd" field as <Qd>\*2.

<Qn> Is the 128-bit name of the first SIMD&FP source register, encoded in the "N:Vn" field as <Qn>\*2.

<Qm> Is the 128-bit name of the second SIMD&FP source register, encoded in the "M:Vm" field as <Qm>\*2.

<Dd>	Is the 64-bit name of the SIMD&FP destination register, encoded in the "D:Vd" field.
<Dn>	Is the 64-bit name of the first SIMD&FP source register, encoded in the "N:Vn" field.
<Dm[x]>	Is the 64-bit name of the second SIMD&FP source register holding the scalar. If <dt> is S16, Dm is restricted to D0-D7. Dm is encoded in "Vm<2:0>", and x is encoded in "M:Vm<3>". If <dt> is S32, Dm is restricted to D0-D15. Dm is encoded in "Vm", and x is encoded in "M".
<Dm>	Is the 64-bit name of the second SIMD&FP source register, encoded in the "M:Vm" field.

## Operation

```

if ConditionPassed() then
    EncodingSpecificOperations(); CheckAdvSIMDEnabled();
    integer op2;
    constant boolean round = TRUE;
    if scalar_form then op2 = SInt(Elem[D[m],index,esize]);
    for r = 0 to regs-1
        for e = 0 to elements-1
            constant op1 = SInt(Elem[D[n+r],e,esize]);
            if !scalar_form then op2 = SInt(Elem[D[m+r],e,esize]);
            constant integer rdmulh = RShr(2*op1*op2, esize, round);
            constant (result, sat) = SignedSatQ(rdmulh, esize);
            Elem[D[d+r],e,esize] = result;
            if sat then FPSCR.QC = '1';

```

Internal version only: isa v01\_31, pseudocode v2024-03\_rel ; Build timestamp: 2024-03-25T10:05

Copyright © 2010-2024 Arm Limited or its affiliates. All rights reserved. This document is Non-Confidential.

# VQRSHL

Vector Saturating Rounding Shift Left takes each element in a vector, shifts them by a value from the least significant byte of the corresponding element of a second vector, and places the results in the destination vector. If the shift value is positive, the operation is a left shift. Otherwise, it is a right shift.

For truncated results see [VQSHL \(register\)](#).

The first operand and result elements are the same data type, and can be any one of:

- 8-bit, 16-bit, 32-bit, or 64-bit signed integers.
- 8-bit, 16-bit, 32-bit, or 64-bit unsigned integers.

The second operand is a signed integer of the same size.

If any of the results overflow, they are saturated. The cumulative saturation bit, [FPSCR.QC](#), is set if saturation occurs. For details see [Pseudocode details of saturation](#).

Depending on settings in the [CPACR](#), [NSACR](#), and [HCPTR](#) registers, and the Security state and PE mode in which the instruction is executed, an attempt to execute the instruction might be UNDEFINED, or trapped to Hyp mode. For more information see [Enabling Advanced SIMD and floating-point support](#).

It has encodings from the following instruction sets: A32 ( [A1](#) ) and T32 ( [T1](#) ).

## A1

31	30	29	28	27	26	25	24	23	22	21	20	19	18	17	16	15	14	13	12	11	10	9	8	7	6	5	4	3	2	1	0
1	1	1	1	0	0	1	U	0	D	size	Vn			Vd			0 1 0 1			N	Q	M	1	Vm							

### 64-bit SIMD vector (Q == 0)

VQRSHL{<c>}{<q>}.<dt> {<Dd>}, {<Dm>}, <Dn>

### 128-bit SIMD vector (Q == 1)

VQRSHL{<c>}{<q>}.<dt> {<Qd>}, {<Qm>}, <Qn>

```
if Q == '1' && (Vd<0> == '1' || Vm<0> == '1' || Vn<0> == '1') then UNDEFINED;
constant unsigned = (U == '1');
constant integer esize = 8 << UInt(size); constant elements = 64 DIV esize;
constant d = UInt(D:Vd); constant m = UInt(M:Vm); constant n = UInt(N:Vn);
constant regs = if Q == '0' then 1 else 2;
```

## T1

15	14	13	12	11	10	9	8	7	6	5	4	3	2	1	0	15	14	13	12	11	10	9	8	7	6	5	4	3	2	1	0
1	1	1	U	1	1	1	1	0	D	size	Vn				Vd				0	1	0	1	N	Q	M	1	Vm				

### 64-bit SIMD vector (Q == 0)

VQRSHL{<c>}{<q>}.<dt> {<Dd>}, {<Dm>}, <Dn>

### 128-bit SIMD vector (Q == 1)

VQRSHL{<c>}{<q>}.<dt> {<Qd>}, {<Qm>}, <Qn>

```
if Q == '1' && (Vd<0> == '1' || Vm<0> == '1' || Vn<0> == '1') then UNDEFINED;
constant unsigned = (U == '1');
constant integer esize = 8 << UInt(size); constant elements = 64 DIV esize;
constant d = UInt(D:Vd); constant m = UInt(M:Vm); constant n = UInt(N:Vn);
constant regs = if Q == '0' then 1 else 2;
```

## Assembler Symbols

- <c> For encoding A1: see [Standard assembler syntax fields](#). This encoding must be unconditional.
- For encoding T1: see [Standard assembler syntax fields](#).



<q> See *Standard assembler syntax fields*.

<dt> Is the data type for the elements of the vectors, encoded in “U:size”:

U	size	<dt>
0	00	S8
0	01	S16
0	10	S32
0	11	S64
1	00	U8
1	01	U16
1	10	U32
1	11	U64

<Qd> Is the 128-bit name of the SIMD&FP destination register, encoded in the "D:Vd" field as <Qd>\*2.

<Qm> Is the 128-bit name of the second SIMD&FP source register, encoded in the "M:Vm" field as <Qm>\*2.

<Qn> Is the 128-bit name of the first SIMD&FP source register, encoded in the "N:Vn" field as <Qn>\*2.

<Dd> Is the 64-bit name of the SIMD&FP destination register, encoded in the "D:Vd" field.

<Dm> Is the 64-bit name of the second SIMD&FP source register, encoded in the "M:Vm" field.

<Dn> Is the 64-bit name of the first SIMD&FP source register, encoded in the "N:Vn" field.

Operation

```
if ConditionPassed() then
    EncodingSpecificOperations();    CheckAdvSIMDEnabled();
    bits(esize) result;
    boolean sat;
    for r = 0 to regs-1
        for e = 0 to elements-1
            integer element = Int(Elem[D[m+r], e, esize], unsigned);
            integer shift = SInt(Elem[D[n+r], e, esize]<7:0>);
            if shift >= 0 then // left shift
                element = element << shift;
            else // rounding right shift
                shift = -shift;
                element = (element + (1 << (shift - 1))) >> shift;
            (result, sat) = SatQ(element, esize, unsigned);
            Elem[D[d+r], e, esize] = result;
            if sat then FPSCR.QC = '1';
```

# VQRSHRN (zero)

Vector Saturating Rounding Shift Right, Narrow takes each element in a quadword vector of integers, right shifts them by an immediate value, and places the signed rounded results in a doubleword vector.

This is a pseudo-instruction of [VQMOVN, VQMOVUN](#). This means:

- The encodings in this description are named to match the encodings of [VQMOVN, VQMOVUN](#).
  - The assembler syntax is used only for assembly, and is not used on disassembly.
  - The description of [VQMOVN, VQMOVUN](#) gives the operational pseudocode, any CONSTRAINED UNPREDICTABLE behavior, and any operational information for this instruction.
- It has encodings from the following instruction sets: A32 ( [A1](#) ) and T32 ( [T1](#) ).

## A1

31	30	29	28	27	26	25	24	23	22	21	20	19	18	17	16	15	14	13	12	11	10	9	8	7	6	5	4	3	2	1	0
1	1	1	1	0	0	1	1	1	D	1	1	size	1	0		Vd				0	0	1	0	1	x	M	0		Vm		
																op															

## Signed result

VQRSHRN{<c>}{<q>}.<dt> <Dd>, <Qm>, #0

is equivalent to

VQMOVN{<c>}{<q>}.<dt> <Dd>, <Qm>

## T1

15	14	13	12	11	10	9	8	7	6	5	4	3	2	1	0	15	14	13	12	11	10	9	8	7	6	5	4	3	2	1	0
1	1	1	1	1	1	1	1	1	D	1	1	size	1	0		Vd				0	0	1	0	1	x	M	0		Vm		
																op															

## Signed result

VQRSHRN{<c>}{<q>}.<dt> <Dd>, <Qm>, #0

is equivalent to

VQMOVN{<c>}{<q>}.<dt> <Dd>, <Qm>

## Assembler Symbols

- <c> For encoding A1: see [Standard assembler syntax fields](#). This encoding must be unconditional.  
For encoding T1: see [Standard assembler syntax fields](#).
- <q> See [Standard assembler syntax fields](#).
- <dt> Is the data type for the elements of the operand, encoded in “op<0>:size”:

op<0>	size	<dt>
0	00	S16
0	01	S32
0	10	S64
0	11	RESERVED
1	00	U16
1	01	U32
1	10	U64
1	11	RESERVED

<Dd> Is the 64-bit name of the SIMD&FP destination register, encoded in the "D:Vd" field.

<Qm> Is the 128-bit name of the SIMD&FP source register, encoded in the "M:Vm" field as <Qm>\*2.

## Operation

The description of [VQMOVN, VQMOVUN](#) gives the operational pseudocode for this instruction.

Internal version only: isa v01\_31, pseudocode v2024-03\_rel ; Build timestamp: 2024-03-25T10:05

Copyright © 2010-2024 Arm Limited or its affiliates. All rights reserved. This document is Non-Confidential.

## VQRSHRN, VQRSHRUN

Vector Saturating Rounding Shift Right, Narrow takes each element in a quadword vector of integers, right shifts them by an immediate value, and places the rounded results in a doubleword vector.

For truncated results, see [VQSHRN and VQSHRUN](#).

The operand elements must all be the same size, and can be any one of:

- 16-bit, 32-bit, or 64-bit signed integers.
- 16-bit, 32-bit, or 64-bit unsigned integers.

The result elements are half the width of the operand elements. If the operand elements are signed, the results can be either signed or unsigned. If the operand elements are unsigned, the result elements must also be unsigned.

If any of the results overflow, they are saturated. The cumulative saturation bit, [FPSCR.QC](#), is set if saturation occurs. For details see [Pseudocode details of saturation](#).

Depending on settings in the [CPACR](#), [NSACR](#), and [HCPTR](#) registers, and the Security state and PE mode in which the instruction is executed, an attempt to execute the instruction might be UNDEFINED, or trapped to Hyp mode. For more information see [Enabling Advanced SIMD and floating-point support](#).

It has encodings from the following instruction sets: A32 ([A1](#)) and T32 ([T1](#)).

### A1

31	30	29	28	27	26	25	24	23	22	21	20	19	18	17	16	15	14	13	12	11	10	9	8	7	6	5	4	3	2	1	0
1	1	1	1	0	0	1	U	1	D	imm6						Vd				1	0	0	op	0	1	M	1	Vm			

**Signed result (!imm6 == 000xxx) && op == 1)**

```
VQRSHRN{<c>}{<q>}.<type><size> <Dd>, <Qm>, #<imm>
```

**Unsigned result (U == 1 && !imm6 == 000xxx) && op == 0)**

```
VQRSHRUN{<c>}{<q>}.<type><size> <Dd>, <Qm>, #<imm>
```

```
if imm6 IN {'000xxx'} then SEE "Related encodings";
if U == '0' && op == '0' then SEE "VRSHRN";
if Vm<0> == '1' then UNDEFINED;
constant integer esize = 8 << HighestSetBit(imm6<5:3>);
constant integer elements = 64 DIV esize;
constant integer shift_amount = (esize << 1) - UInt(imm6);
constant src_unsigned = (U == '1' && op == '1'); constant dest_unsigned = (U == '1');
constant d = UInt(D:Vd); constant m = UInt(M:Vm);
```

### T1

15	14	13	12	11	10	9	8	7	6	5	4	3	2	1	0	15	14	13	12	11	10	9	8	7	6	5	4	3	2	1	0
1	1	1	U	1	1	1	1	1	D	imm6						Vd				1	0	0	op	0	1	M	1	Vm			

**Signed result (!imm6 == 000xxx) && op == 1)**

```
VQRSHRN{<c>}{<q>}.<type><size> <Dd>, <Qm>, #<imm>
```

**Unsigned result (U == 1 && !imm6 == 000xxx) && op == 0)**

```
VQRSHRUN{<c>}{<q>}.<type><size> <Dd>, <Qm>, #<imm>
```

```
if imm6 IN {'000xxx'} then SEE "Related encodings";
if U == '0' && op == '0' then SEE "VRSHRN";
if Vm<0> == '1' then UNDEFINED;
constant integer esize = 8 << HighestSetBit(imm6<5:3>);
constant integer elements = 64 DIV esize;
constant integer shift_amount = (esize << 1) - UInt(imm6);
constant src_unsigned = (U == '1' && op == '1'); constant dest_unsigned = (U == '1');
constant d = UInt(D:Vd); constant m = UInt(M:Vm);
```

Related encodings: See [Advanced SIMD one register and modified immediate](#) for the T32 instruction set, or [Advanced SIMD one register and modified immediate](#) for the A32 instruction set.

Assembler Symbols

<c> For encoding A1: see [Standard assembler syntax fields](#). This encoding must be unconditional.  
For encoding T1: see [Standard assembler syntax fields](#).

<q> See [Standard assembler syntax fields](#).

<type> For the signed result variant: is the data type for the elements of the vectors, encoded in “U”:

U	<type>
0	S
1	U

For the unsigned result variant: is the data type for the elements of the vectors, encoded in “U”:

U	<type>
1	S

<size> Is the data size for the elements of the vectors, encoded in “imm6<5:3>”:

imm6<5:3>	<size>
001	16
01x	32
1xx	64

<Dd> Is the 64-bit name of the SIMD&FP destination register, encoded in the "D:Vd" field.

<Qm> Is the 128-bit name of the SIMD&FP source register, encoded in the "M:Vm" field as <Qm>\*2.

<imm> Is an immediate value, in the range 1 to <size>/2, encoded in the "imm6" field as <size>/2 - <imm>.

Operation

```
if ConditionPassed() then
    EncodingSpecificOperations();
    CheckAdvSIMDEnabled();
    constant boolean round = TRUE;
    for e = 0 to elements-1
        constant operand = Int(Elem[Qin[m>>1],e,2*esize], src_unsigned);
        constant integer rshrn = RShr(operand, shift_amount, round);
        constant (result, sat) = SatQ(rshrn, esize, dest_unsigned);
        Elem[D[d],e,esize] = result;
        if sat then FPSCR.QC = '1';
```

# VQRSHRUN (zero)

Vector Saturating Rounding Shift Right, Narrow takes each element in a quadword vector of integers, right shifts them by an immediate value, and places the unsigned rounded results in a doubleword vector.

This is a pseudo-instruction of [VQMOVN, VQMOVUN](#). This means:

- The encodings in this description are named to match the encodings of [VQMOVN, VQMOVUN](#).
  - The assembler syntax is used only for assembly, and is not used on disassembly.
  - The description of [VQMOVN, VQMOVUN](#) gives the operational pseudocode, any CONSTRAINED UNPREDICTABLE behavior, and any operational information for this instruction.
- It has encodings from the following instruction sets: A32 ( [A1](#) ) and T32 ( [T1](#) ).

## A1

31	30	29	28	27	26	25	24	23	22	21	20	19	18	17	16	15	14	13	12	11	10	9	8	7	6	5	4	3	2	1	0
1	1	1	1	0	0	1	1	1	D	1	1	size	1	0		Vd				0	0	1	0	0	1	M	0		Vm		
																op															

## Unsigned result

VQRSHRUN{<c>}{<q>}.<dt> <Dd>, <Qm>, #0

is equivalent to

VQMOVUN{<c>}{<q>}.<dt> <Dd>, <Qm>

## T1

15	14	13	12	11	10	9	8	7	6	5	4	3	2	1	0	15	14	13	12	11	10	9	8	7	6	5	4	3	2	1	0
1	1	1	1	1	1	1	1	1	D	1	1	size	1	0		Vd				0	0	1	0	0	1	M	0		Vm		
																op															

## Unsigned result

VQRSHRUN{<c>}{<q>}.<dt> <Dd>, <Qm>, #0

is equivalent to

VQMOVUN{<c>}{<q>}.<dt> <Dd>, <Qm>

## Assembler Symbols

<c> For encoding A1: see [Standard assembler syntax fields](#). This encoding must be unconditional.

<q> For encoding T1: see [Standard assembler syntax fields](#).

<dt> See [Standard assembler syntax fields](#).

<Dd> Is the data type for the elements of the operand, encoded in “size”:

size	<dt>
00	S16
01	S32
10	S64
11	RESERVED

<Dd> Is the 64-bit name of the SIMD&FP destination register, encoded in the "D:Vd" field.

<Qm> Is the 128-bit name of the SIMD&FP source register, encoded in the "M:Vm" field as <Qm>\*2.

## Operation

The description of [VQMOVN, VQMOVUN](#) gives the operational pseudocode for this instruction.

Internal version only: isa v01\_31, pseudocode v2024-03\_rel ; Build timestamp: 2024-03-25T10:05

Copyright © 2010-2024 Arm Limited or its affiliates. All rights reserved. This document is Non-Confidential.

## VQSHL (register)

Vector Saturating Shift Left (register) takes each element in a vector, shifts them by a value from the least significant byte of the corresponding element of a second vector, and places the results in the destination vector. If the shift value is positive, the operation is a left shift. Otherwise, it is a right shift.

The results are truncated. For rounded results, see [VQSRSHL](#).

The first operand and result elements are the same data type, and can be any one of:

- 8-bit, 16-bit, 32-bit, or 64-bit signed integers.
- 8-bit, 16-bit, 32-bit, or 64-bit unsigned integers.

The second operand is a signed integer of the same size.

If any of the results overflow, they are saturated. The cumulative saturation bit, [FPSCR.QC](#), is set if saturation occurs. For details see [Pseudocode details of saturation](#).

Depending on settings in the [CPACR](#), [NSACR](#), and [HCPTR](#) registers, and the Security state and PE mode in which the instruction is executed, an attempt to execute the instruction might be UNDEFINED, or trapped to Hyp mode. For more information see [Enabling Advanced SIMD and floating-point support](#).

It has encodings from the following instruction sets: A32 ([A1](#)) and T32 ([T1](#)).

### A1

31	30	29	28	27	26	25	24	23	22	21	20	19	18	17	16	15	14	13	12	11	10	9	8	7	6	5	4	3	2	1	0
1	1	1	1	0	0	1	U	0	D	size	Vn			Vd			0 1 0 0			N	Q	M	1	Vm							

#### 64-bit SIMD vector (Q == 0)

VQSHL{<c>}{<q>}.<dt> {<Dd>}, <Dm>, <Dn>

#### 128-bit SIMD vector (Q == 1)

VQSHL{<c>}{<q>}.<dt> {<Qd>}, <Qm>, <Qn>

```
if Q == '1' && (Vd<0> == '1' || Vm<0> == '1' || Vn<0> == '1') then UNDEFINED;
constant unsigned = (U == '1');
constant integer esize = 8 << UInt(size); constant elements = 64 DIV esize;
constant d = UInt(D:Vd); constant m = UInt(M:Vm); constant n = UInt(N:Vn);
constant regs = if Q == '0' then 1 else 2;
```

### T1

15	14	13	12	11	10	9	8	7	6	5	4	3	2	1	0	15	14	13	12	11	10	9	8	7	6	5	4	3	2	1	0
1	1	1	U	1	1	1	1	0	D	size	Vn				Vd				0	1	0	0	N	Q	M	1	Vm				

#### 64-bit SIMD vector (Q == 0)

VQSHL{<c>}{<q>}.<dt> {<Dd>}, <Dm>, <Dn>

#### 128-bit SIMD vector (Q == 1)

VQSHL{<c>}{<q>}.<dt> {<Qd>}, <Qm>, <Qn>

```
if Q == '1' && (Vd<0> == '1' || Vm<0> == '1' || Vn<0> == '1') then UNDEFINED;
constant unsigned = (U == '1');
constant integer esize = 8 << UInt(size); constant elements = 64 DIV esize;
constant d = UInt(D:Vd); constant m = UInt(M:Vm); constant n = UInt(N:Vn);
constant regs = if Q == '0' then 1 else 2;
```

## Assembler Symbols

<c> For encoding A1: see [Standard assembler syntax fields](#). This encoding must be unconditional.  
For encoding T1: see [Standard assembler syntax fields](#).



<q> See *Standard assembler syntax fields*.

<dt> Is the data type for the elements of the vectors, encoded in "U:size":

U	size	<dt>
0	00	S8
0	01	S16
0	10	S32
0	11	S64
1	00	U8
1	01	U16
1	10	U32
1	11	U64

<Qd> Is the 128-bit name of the SIMD&FP destination register, encoded in the "D:Vd" field as <Qd>\*2.

<Qm> Is the 128-bit name of the second SIMD&FP source register, encoded in the "M:Vm" field as <Qm>\*2.

<Qn> Is the 128-bit name of the first SIMD&FP source register, encoded in the "N:Vn" field as <Qn>\*2.

<Dd> Is the 64-bit name of the SIMD&FP destination register, encoded in the "D:Vd" field.

<Dm> Is the 64-bit name of the second SIMD&FP source register, encoded in the "M:Vm" field.

<Dn> Is the 64-bit name of the first SIMD&FP source register, encoded in the "N:Vn" field.

Operation

```
if ConditionPassed() then
    EncodingSpecificOperations();    CheckAdvSIMDEnabled();
    for r = 0 to regs-1
        for e = 0 to elements-1
            constant shift = SInt(Elem[D[n+r],e,esize]<7:0>);
            constant operand = Int(Elem[D[m+r],e,esize], unsigned);
            boolean sat;
            bits(esize) result;
            if shift >= 0 then
                (result,sat) = SatQ(operand << shift, esize, unsigned);
            else
                (result,sat) = SatQ(operand >> -shift, esize, unsigned);
            Elem[D[d+r],e,esize] = result;
            if sat then FPSCR.QC = '1';
```

## VQSHL, VQSHLU (immediate)

Vector Saturating Shift Left (immediate) takes each element in a vector of integers, left shifts them by an immediate value, and places the results in a second vector.

The operand elements must all be the same size, and can be any one of:

- 8-bit, 16-bit, 32-bit, or 64-bit signed integers.
- 8-bit, 16-bit, 32-bit, or 64-bit unsigned integers.

The result elements are the same size as the operand elements. If the operand elements are signed, the results can be either signed or unsigned. If the operand elements are unsigned, the result elements must also be unsigned.

If any of the results overflow, they are saturated. The cumulative saturation bit, [FPSCR.QC](#), is set if saturation occurs. For details see [Pseudocode details of saturation](#).

Depending on settings in the [CPACR](#), [NSACR](#), and [HCPTR](#) registers, and the Security state and PE mode in which the instruction is executed, an attempt to execute the instruction might be UNDEFINED, or trapped to Hyp mode. For more information see [Enabling Advanced SIMD and floating-point support](#).

It has encodings from the following instruction sets: A32 ( [A1](#) ) and T32 ( [T1](#) ).

### A1

31	30	29	28	27	26	25	24	23	22	21	20	19	18	17	16	15	14	13	12	11	10	9	8	7	6	5	4	3	2	1	0
1	1	1	1	0	0	1	U	1	D	imm6						Vd				0	1	1	op	L	Q	M	1	Vm			

**64-bit SIMD vector, signed result (!imm6 == 000xxx && L == 0) && op == 1 && Q == 0)**

```
VQSHL{<c>}{<q>}.<type><size> {<Dd>}, {<Dm>, #<imm>
```

**64-bit SIMD vector, unsigned result (U == 1 && !imm6 == 000xxx && L == 0) && op == 0 && Q == 0)**

```
VQSHLU{<c>}{<q>}.<type><size> {<Dd>}, {<Dm>, #<imm>
```

**128-bit SIMD vector, signed result (!imm6 == 000xxx && L == 0) && op == 1 && Q == 1)**

```
VQSHL{<c>}{<q>}.<type><size> {<Qd>}, {<Qm>, #<imm>
```

**128-bit SIMD vector, unsigned result (U == 1 && !imm6 == 000xxx && L == 0) && op == 0 && Q == 1)**

```
VQSHLU{<c>}{<q>}.<type><size> {<Qd>}, {<Qm>, #<imm>
```

```
if (L:imm6) IN {'0000xxx'} then SEE "Related encodings";
if U == '0' && op == '0' then UNDEFINED;
if Q == '1' && (Vd<0> == '1' || Vm<0> == '1') then UNDEFINED;
constant integer esize = 8 << HighestSetBit((L:imm6)<6:3>);
constant integer elements = 64 DIV esize;
integer shift_amount;
case L:imm6 of
  when '0001xxx' shift_amount = UInt(imm6) - 8;
  when '001xxxx' shift_amount = UInt(imm6) - 16;
  when '01xxxxx' shift_amount = UInt(imm6) - 32;
  when '1xxxxxx' shift_amount = UInt(imm6);
constant src_unsigned = (U == '1' && op == '1'); constant dest_unsigned = (U == '1');
constant d = UInt(D:Vd); constant m = UInt(M:Vm); constant regs = if Q == '0' then 1 else 2;
```

### T1

15	14	13	12	11	10	9	8	7	6	5	4	3	2	1	0	15	14	13	12	11	10	9	8	7	6	5	4	3	2	1	0
1	1	1	U	1	1	1	1	1	D	imm6						Vd				0	1	1	op	L	Q	M	1	Vm			

**64-bit SIMD vector, signed result (! (imm6 == 000xxx && L == 0) && op == 1 && Q == 0)**

```
VQSHL{<c>}{<q>}.<type><size> {<Dd>,<Dm>,<imm>
```

**64-bit SIMD vector, unsigned result (U == 1 && ! (imm6 == 000xxx && L == 0) && op == 0 && Q == 0)**

```
VQSHLU{<c>}{<q>}.<type><size> {<Dd>,<Dm>,<imm>
```

**128-bit SIMD vector, signed result (! (imm6 == 000xxx && L == 0) && op == 1 && Q == 1)**

```
VQSHL{<c>}{<q>}.<type><size> {<Qd>,<Qm>,<imm>
```

**128-bit SIMD vector, unsigned result (U == 1 && ! (imm6 == 000xxx && L == 0) && op == 0 && Q == 1)**

```
VQSHLU{<c>}{<q>}.<type><size> {<Qd>,<Qm>,<imm>
```

```
if (L:imm6) IN {'0000xxx'} then SEE "Related encodings";
if U == '0' && op == '0' then UNDEFINED;
if Q == '1' && (Vd<0> == '1' || Vm<0> == '1') then UNDEFINED;
constant integer esize = 8 << HighestSetBit((L:imm6)<6:3>);
constant integer elements = 64 DIV esize;
integer shift_amount;
case L:imm6 of
  when '0001xxx' shift_amount = UInt(imm6) - 8;
  when '001xxxx' shift_amount = UInt(imm6) - 16;
  when '01xxxxx' shift_amount = UInt(imm6) - 32;
  when '1xxxxxx' shift_amount = UInt(imm6);
constant src_unsigned = (U == '1' && op == '1'); constant dest_unsigned = (U == '1');
constant d = UInt(D:Vd); constant m = UInt(M:Vm); constant regs = if Q == '0' then 1 else 2;
```

Related encodings: See *Advanced SIMD one register and modified immediate* for the T32 instruction set, or *Advanced SIMD one register and modified immediate* for the A32 instruction set.

Assembler Symbols

- <c> For encoding A1: see *Standard assembler syntax fields*. This encoding must be unconditional.  
For encoding T1: see *Standard assembler syntax fields*.
- <q> See *Standard assembler syntax fields*.

<type> Is the data type for the elements of the vectors, encoded in “U”:

U	<type>
0	S
1	U

<size> Is the data size for the elements of the vectors, encoded in “L:imm6<5:3>”:

L	imm6<5:3>	<size>
0	001	8
0	01x	16
0	1xx	32
1	xxx	64

- <Qd> Is the 128-bit name of the SIMD&FP destination register, encoded in the "D:Vd" field as <Qd>\*2.
- <Qm> Is the 128-bit name of the SIMD&FP source register, encoded in the "M:Vm" field as <Qm>\*2.
- <Dd> Is the 64-bit name of the SIMD&FP destination register, encoded in the "D:Vd" field.
- <Dm> Is the 64-bit name of the SIMD&FP source register, encoded in the "M:Vm" field.
- <imm> Is an immediate value, in the range 0 to <size>-1, encoded in the "imm6" field.

## Operation

```
if ConditionPassed() then
    EncodingSpecificOperations(); CheckAdvSIMDEnabled();
    for r = 0 to regs-1
        for e = 0 to elements-1
            constant operand = Int(Elem[D[m+r],e,esize], src_unsigned);
            constant (result, sat) = SatQ(operand << shift_amount, esize, dest_unsigned);
            Elem[D[d+r],e,esize] = result;
            if sat then FPSCR.QC = '1';
```

Internal version only: isa v01\_31, pseudocode v2024-03\_rel ; Build timestamp: 2024-03-25T10:05

Copyright © 2010-2024 Arm Limited or its affiliates. All rights reserved. This document is Non-Confidential.

# VQSHRN (zero)

Vector Saturating Shift Right, Narrow takes each element in a quadword vector of integers, right shifts them by an immediate value, and places the signed truncated results in a doubleword vector.

This is a pseudo-instruction of [VQMOVN, VQMOVUN](#). This means:

- The encodings in this description are named to match the encodings of [VQMOVN, VQMOVUN](#).
  - The assembler syntax is used only for assembly, and is not used on disassembly.
  - The description of [VQMOVN, VQMOVUN](#) gives the operational pseudocode, any CONSTRAINED UNPREDICTABLE behavior, and any operational information for this instruction.
- It has encodings from the following instruction sets: A32 ( [A1](#) ) and T32 ( [T1](#) ).

## A1

31	30	29	28	27	26	25	24	23	22	21	20	19	18	17	16	15	14	13	12	11	10	9	8	7	6	5	4	3	2	1	0
1	1	1	1	0	0	1	1	1	D	1	1	size	1	0	Vd			0			0	1	0	1	x	M	0	Vm			
																op															

## Signed result

VQSHRN{<c>}{<q>}.<dt> <Dd>, <Qm>, #0

is equivalent to

VQMOVN{<c>}{<q>}.<dt> <Dd>, <Qm>

## T1

15	14	13	12	11	10	9	8	7	6	5	4	3	2	1	0	15	14	13	12	11	10	9	8	7	6	5	4	3	2	1	0
1	1	1	1	1	1	1	1	1	D	1	1	size	1	0		Vd			0	0	1	0	1	x	M	0		Vm			
																op															

## Signed result

VQSHRN{<c>}{<q>}.<dt> <Dd>, <Qm>, #0

is equivalent to

VQMOVN{<c>}{<q>}.<dt> <Dd>, <Qm>

## Assembler Symbols

- <c> For encoding A1: see [Standard assembler syntax fields](#). This encoding must be unconditional.  
For encoding T1: see [Standard assembler syntax fields](#).
- <q> See [Standard assembler syntax fields](#).
- <dt> Is the data type for the elements of the operand, encoded in “op<0>:size”:

op<0>	size	<dt>
0	00	S16
0	01	S32
0	10	S64
0	11	RESERVED
1	00	U16
1	01	U32
1	10	U64
1	11	RESERVED

<Dd> Is the 64-bit name of the SIMD&FP destination register, encoded in the "D:Vd" field.

<Qm> Is the 128-bit name of the SIMD&FP source register, encoded in the "M:Vm" field as <Qm>\*2.

## Operation

The description of [VQMOVN, VQMOVUN](#) gives the operational pseudocode for this instruction.

Internal version only: isa v01\_31, pseudocode v2024-03\_rel ; Build timestamp: 2024-03-25T10:05

Copyright © 2010-2024 Arm Limited or its affiliates. All rights reserved. This document is Non-Confidential.

## VQSHRN, VQSHRUN

Vector Saturating Shift Right, Narrow takes each element in a quadword vector of integers, right shifts them by an immediate value, and places the truncated results in a doubleword vector.

For rounded results, see [VQRSHRN and VQRSHRUN](#).

The operand elements must all be the same size, and can be any one of:

- 16-bit, 32-bit, or 64-bit signed integers.
- 16-bit, 32-bit, or 64-bit unsigned integers.

The result elements are half the width of the operand elements. If the operand elements are signed, the results can be either signed or unsigned. If the operand elements are unsigned, the result elements must also be unsigned.

If any of the results overflow, they are saturated. The cumulative saturation bit, [FPSCR.QC](#), is set if saturation occurs. For details see [Pseudocode details of saturation](#).

Depending on settings in the [CPACR](#), [NSACR](#), and [HCPTR](#) registers, and the Security state and PE mode in which the instruction is executed, an attempt to execute the instruction might be UNDEFINED, or trapped to Hyp mode. For more information see [Enabling Advanced SIMD and floating-point support](#).

It has encodings from the following instruction sets: A32 ([A1](#)) and T32 ([T1](#)).

### A1

31	30	29	28	27	26	25	24	23	22	21	20	19	18	17	16	15	14	13	12	11	10	9	8	7	6	5	4	3	2	1	0
1	1	1	1	0	0	1	U	1	D	imm6						Vd				1	0	0	op	0	0	0	M	1	Vm		

**Signed result (!!(imm6 == 000xxx) && op == 1)**

VQSHRN{<c>}{<q>}.<type><size> <Dd>, <Qm>, #<imm>

**Unsigned result (U == 1 && !(imm6 == 000xxx) && op == 0)**

VQSHRUN{<c>}{<q>}.<type><size> <Dd>, <Qm>, #<imm>

```
if imm6 IN {'000xxx'} then SEE "Related encodings";
if U == '0' && op == '0' then SEE "VSHRN";
if Vm<0> == '1' then UNDEFINED;
constant integer esize = 8 << HighestSetBit(imm6<5:3>);
constant integer elements = 64 DIV esize;
integer shift_amount = (2 * esize) - UInt(imm6);
constant src_unsigned = (U == '1' && op == '1'); constant dest_unsigned = (U == '1');
constant d = UInt(D:Vd); constant m = UInt(M:Vm);
```

### T1

15	14	13	12	11	10	9	8	7	6	5	4	3	2	1	0	15	14	13	12	11	10	9	8	7	6	5	4	3	2	1	0
1	1	1	U	1	1	1	1	1	D	imm6						Vd				1	0	0	op	0	0	0	M	1	Vm		

**Signed result (!!(imm6 == 000xxx) && op == 1)**

VQSHRN{<c>}{<q>}.<type><size> <Dd>, <Qm>, #<imm>

**Unsigned result (U == 1 && !(imm6 == 000xxx) && op == 0)**

VQSHRUN{<c>}{<q>}.<type><size> <Dd>, <Qm>, #<imm>

```
if imm6 IN {'000xxx'} then SEE "Related encodings";
if U == '0' && op == '0' then SEE "VSHRN";
if Vm<0> == '1' then UNDEFINED;
constant integer esize = 8 << HighestSetBit(imm6<5:3>);
constant integer elements = 64 DIV esize;
integer shift_amount = (2 * esize) - UInt(imm6);
constant src_unsigned = (U == '1' && op == '1'); constant dest_unsigned = (U == '1');
constant d = UInt(D:Vd); constant m = UInt(M:Vm);
```

Related encodings: See [Advanced SIMD one register and modified immediate](#) for the T32 instruction set, or [Advanced SIMD one register and modified immediate](#) for the A32 instruction set.

Assembler Symbols

<c> For encoding A1: see [Standard assembler syntax fields](#). This encoding must be unconditional.  
For encoding T1: see [Standard assembler syntax fields](#).

<q> See [Standard assembler syntax fields](#).

<type> For the signed result variant: is the data type for the elements of the vectors, encoded in “U”:

U	<type>
0	S
1	U

For the unsigned result variant: is the data type for the elements of the vectors, encoded in “U”:

U	<type>
1	S

<size> Is the data size for the elements of the vectors, encoded in “imm6<5:3>”:

imm6<5:3>	<size>
001	16
01x	32
1xx	64

<Dd> Is the 64-bit name of the SIMD&FP destination register, encoded in the "D:Vd" field.

<Qm> Is the 128-bit name of the SIMD&FP source register, encoded in the "M:Vm" field as <Qm>\*2.

<imm> Is an immediate value, in the range 1 to <size>/2, encoded in the "imm6" field as <size>/2 - <imm>.

Operation

```
if ConditionPassed() then
    EncodingSpecificOperations();    CheckAdvSIMDEnabled();
    for e = 0 to elements-1
        constant operand = Int(Elem[Qin[m]>>1],e,2*esize, src_unsigned);
        constant (result, sat) = SatQ(operand >> shift_amount, esize, dest_unsigned);
        Elem[D[d],e,esize] = result;
        if sat then FPSCR.QC = '1';
```



# VQSHRUN (zero)

Vector Saturating Shift Right, Narrow takes each element in a quadword vector of integers, right shifts them by an immediate value, and places the unsigned truncated results in a doubleword vector.

This is a pseudo-instruction of [VQMOVN, VQMOVUN](#). This means:

- The encodings in this description are named to match the encodings of [VQMOVN, VQMOVUN](#).
  - The assembler syntax is used only for assembly, and is not used on disassembly.
  - The description of [VQMOVN, VQMOVUN](#) gives the operational pseudocode, any CONSTRAINED UNPREDICTABLE behavior, and any operational information for this instruction.
- It has encodings from the following instruction sets: A32 ( [A1](#) ) and T32 ( [T1](#) ).

## A1

31	30	29	28	27	26	25	24	23	22	21	20	19	18	17	16	15	14	13	12	11	10	9	8	7	6	5	4	3	2	1	0
1	1	1	1	0	0	1	1	1	D	1	1	size	1	0	Vd			0			0	1	0	0	1	M	0	Vm			
op																															

### Unsigned result

VQSHRUN{<c>}{<q>}.<dt> <Dd>, <Qm>, #0

is equivalent to

VQMOVUN{<c>}{<q>}.<dt> <Dd>, <Qm>

## T1

15	14	13	12	11	10	9	8	7	6	5	4	3	2	1	0	15	14	13	12	11	10	9	8	7	6	5	4	3	2	1	0
1	1	1	1	1	1	1	1	1	D	1	1	size	1	0		Vd				0	0	1	0	0	1	M	0		Vm		
																op															

### Unsigned result

VQSHRUN{<c>}{<q>}.<dt> <Dd>, <Qm>, #0

is equivalent to

VQMOVUN{<c>}{<q>}.<dt> <Dd>, <Qm>

## Assembler Symbols

<c> For encoding A1: see [Standard assembler syntax fields](#). This encoding must be unconditional.

<q> For encoding T1: see [Standard assembler syntax fields](#).

<dt> See [Standard assembler syntax fields](#).

<Dd> Is the data type for the elements of the operand, encoded in “size”:

size	<dt>
00	S16
01	S32
10	S64
11	RESERVED

<Dd> Is the 64-bit name of the SIMD&FP destination register, encoded in the "D:Vd" field.

<Qm> Is the 128-bit name of the SIMD&FP source register, encoded in the "M:Vm" field as <Qm>\*2.

## Operation

The description of [VQMOVN, VQMOVUN](#) gives the operational pseudocode for this instruction.

Internal version only: isa v01\_31, pseudocode v2024-03\_rel ; Build timestamp: 2024-03-25T10:05

Copyright © 2010-2024 Arm Limited or its affiliates. All rights reserved. This document is Non-Confidential.

VQSUB

Vector Saturating Subtract subtracts the elements of the second operand vector from the corresponding elements of the first operand vector, and places the results in the destination vector. Signed and unsigned operations are distinct.

The operand and result elements must all be the same type, and can be any one of:

- 8-bit, 16-bit, 32-bit, or 64-bit signed integers.
- 8-bit, 16-bit, 32-bit, or 64-bit unsigned integers.

If any of the results overflow, they are saturated. The cumulative saturation bit, *FPSCR.QC*, is set if saturation occurs. For details see *Pseudocode details of saturation*.

Depending on settings in the *CPACR*, *NSACR*, and *HCPTR* registers, and the Security state and PE mode in which the instruction is executed, an attempt to execute the instruction might be UNDEFINED, or trapped to Hyp mode. For more information see *Enabling Advanced SIMD and floating-point support*.

It has encodings from the following instruction sets: A32 ( [A1](#) ) and T32 ( [T1](#) ).

A1

31	30	29	28	27	26	25	24	23	22	21	20	19	18	17	16	15	14	13	12	11	10	9	8	7	6	5	4	3	2	1	0
1	1	1	1	0	0	1	U	0	D	size					Vn				Vd			0	0	1	0	N	Q	M	1		Vm

64-bit SIMD vector (Q == 0)

```
VQSUB{<c>}{<q>}.<dt> {<Dd>}, <Dn>, <Dm>
```

128-bit SIMD vector (Q == 1)

```
VQSUB{<c>}{<q>}.<dt> {<Qd>}, <Qn>, <Qm>
```

```
if Q == '1' && (Vd<0> == '1' || Vn<0> == '1' || Vm<0> == '1') then UNDEFINED;
constant unsigned = (U == '1');
constant integer esize = 8 << UInt(size); constant elements = 64 DIV esize;
constant d = UInt(D:Vd); constant n = UInt(N:Vn); constant m = UInt(M:Vm);
constant regs = if Q == '0' then 1 else 2;
```

T1

15	14	13	12	11	10	9	8	7	6	5	4	3	2	1	0	15	14	13	12	11	10	9	8	7	6	5	4	3	2	1	0
1	1	1	U	1	1	1	1	0	D	size					Vn				Vd			0	0	1	0	N	Q	M	1		Vm

64-bit SIMD vector (Q == 0)

```
VQSUB{<c>}{<q>}.<dt> {<Dd>}, <Dn>, <Dm>
```

128-bit SIMD vector (Q == 1)

```
VQSUB{<c>}{<q>}.<dt> {<Qd>}, <Qn>, <Qm>
```

```
if Q == '1' && (Vd<0> == '1' || Vn<0> == '1' || Vm<0> == '1') then UNDEFINED;
constant unsigned = (U == '1');
constant integer esize = 8 << UInt(size); constant elements = 64 DIV esize;
constant d = UInt(D:Vd); constant n = UInt(N:Vn); constant m = UInt(M:Vm);
constant regs = if Q == '0' then 1 else 2;
```

Assembler Symbols

- <c>For encoding A1: see *Standard assembler syntax fields*. This encoding must be unconditional.  
For encoding T1: see *Standard assembler syntax fields*.
- <q>See *Standard assembler syntax fields*.

<dt> Is the data type for the elements of the vectors, encoded in “U:size”:

U	size	<dt>
0	00	S8
0	01	S16
0	10	S32
0	11	S64
1	00	U8
1	01	U16
1	10	U32
1	11	U64

- <Qd> Is the 128-bit name of the SIMD&FP destination register, encoded in the "D:Vd" field as <Qd>\*2.
- <Qn> Is the 128-bit name of the first SIMD&FP source register, encoded in the "N:Vn" field as <Qn>\*2.
- <Qm> Is the 128-bit name of the second SIMD&FP source register, encoded in the "M:Vm" field as <Qm>\*2.
- <Dd> Is the 64-bit name of the SIMD&FP destination register, encoded in the "D:Vd" field.
- <Dn> Is the 64-bit name of the first SIMD&FP source register, encoded in the "N:Vn" field.
- <Dm> Is the 64-bit name of the second SIMD&FP source register, encoded in the "M:Vm" field.

Operation

```
if ConditionPassed() then
  EncodingSpecificOperations(); CheckAdvSIMDEnabled();
  for r = 0 to regs-1
    for e = 0 to elements-1
      constant diff = (Int(Elem[D[n+r],e,esize], unsigned) -
                       Int(Elem[D[m+r],e,esize], unsigned));

      boolean sat;
      (Elem[D[d+r],e,esize], sat) = SatQ(diff, esize, unsigned);
      if sat then FPSCR.QC = '1';
```

VRADDHN

Vector Rounding Add and Narrow, returning High Half adds corresponding elements in two quadword vectors, and places the most significant half of each result in a doubleword vector. The results are rounded. For truncated results, see [VADDHN](#).

The operand elements can be 16-bit, 32-bit, or 64-bit integers. There is no distinction between signed and unsigned integers.

Depending on settings in the [CPACR](#), [NSACR](#), and [HCPTR](#) registers, and the Security state and PE mode in which the instruction is executed, an attempt to execute the instruction might be UNDEFINED, or trapped to Hyp mode. For more information see [Enabling Advanced SIMD and floating-point support](#).

It has encodings from the following instruction sets: A32 ([A1](#)) and T32 ([T1](#)).

A1

31	30	29	28	27	26	25	24	23	22	21	20	19	18	17	16	15	14	13	12	11	10	9	8	7	6	5	4	3	2	1	0
1	1	1	1	0	0	1	1	1	D	!= 11	Vn			Vd			0 1 0 0			N	0	M	0	Vm							
size																															

A1

```
VRADDHN{<c>}{<q>}.<dt> <Dd>, <Qn>, <Qm>

if size == '11' then SEE "Related encodings";
if Vn<0> == '1' || Vm<0> == '1' then UNDEFINED;
constant integer esize = 8 << UInt(size); constant elements = 64 DIV esize;
constant d = UInt(D:Vd); constant n = UInt(N:Vn); constant m = UInt(M:Vm);
```

T1

15	14	13	12	11	10	9	8	7	6	5	4	3	2	1	0	15	14	13	12	11	10	9	8	7	6	5	4	3	2	1	0
1	1	1	1	1	1	1	1	1	D	!= 11	Vn				Vd				0	1	0	0	N	0	M	0	Vm				
size																															

T1

```
VRADDHN{<c>}{<q>}.<dt> <Dd>, <Qn>, <Qm>

if size == '11' then SEE "Related encodings";
if Vn<0> == '1' || Vm<0> == '1' then UNDEFINED;
constant integer esize = 8 << UInt(size); constant elements = 64 DIV esize;
constant d = UInt(D:Vd); constant n = UInt(N:Vn); constant m = UInt(M:Vm);
```

Related encodings: See [Advanced SIMD data-processing](#) for the T32 instruction set, or [Advanced SIMD data-processing](#) for the A32 instruction set.

Assembler Symbols

- <c>

For encoding A1: see [Standard assembler syntax fields](#). This encoding must be unconditional.  
For encoding T1: see [Standard assembler syntax fields](#).
- <q>

See [Standard assembler syntax fields](#).
- <dt>

Is the data type for the elements of the operands, encoded in “size”:

size	<dt>
00	I16
01	I32
10	I64
- <Dd>

Is the 64-bit name of the SIMD&FP destination register, encoded in the "D:Vd" field.
- <Qn>

Is the 128-bit name of the first SIMD&FP source register, encoded in the "N:Vn" field as <Qn>\*2.
- <Qm>

Is the 128-bit name of the second SIMD&FP source register, encoded in the "M:Vm" field as <Qm>\*2.

## Operation

```
if ConditionPassed() then
    EncodingSpecificOperations(); CheckAdvSIMDEnabled();
    constant boolean round = TRUE;
    for e = 0 to elements-1
        constant result = (RShr(UInt(Elem[Qin[n>>1],e,2*esize] +
            Elem[Qin[m>>1],e,2*esize]), esize, round));
        Elem[D[d],e,esize] = result<esize-1:0>;
```

## Operational information

If CPSR.DIT is 1 and this instruction passes its condition execution check:

- The execution time of this instruction is independent of:
  - The values of the data supplied in any of its registers.
  - The values of the NZCV flags.
- The response of this instruction to asynchronous exceptions does not vary based on:
  - The values of the data supplied in any of its registers.
  - The values of the NZCV flags.

Internal version only: isa v01\_31, pseudocode v2024-03\_rel ; Build timestamp: 2024-03-25T10:05

Copyright © 2010-2024 Arm Limited or its affiliates. All rights reserved. This document is Non-Confidential.

## VRECPE

Vector Reciprocal Estimate finds an approximate reciprocal of each element in the operand vector, and places the results in the destination vector. The operand and result elements are the same type, and can be floating-point numbers or unsigned integers.

For details of the operation performed by this instruction see [Floating-point reciprocal square root estimate and step](#).

Depending on settings in the [CPACR](#), [NSACR](#), and [HCPTR](#) registers, and the Security state and PE mode in which the instruction is executed, an attempt to execute the instruction might be UNDEFINED, or trapped to Hyp mode. For more information see [Enabling Advanced SIMD and floating-point support](#).

It has encodings from the following instruction sets: A32 ( [A1](#) ) and T32 ( [T1](#) ).

### A1

31	30	29	28	27	26	25	24	23	22	21	20	19	18	17	16	15	14	13	12	11	10	9	8	7	6	5	4	3	2	1	0
1	1	1	1	0	0	1	1	1	D	1	1	size	1	1	Vd			0			1	0	F	0	Q	M	0	Vm			

#### 64-bit SIMD vector (Q == 0)

```
VRECPE{<c>}{<q>}.<dt> <Dd>, <Dm>
```

#### 128-bit SIMD vector (Q == 1)

```
VRECPE{<c>}{<q>}.<dt> <Qd>, <Qm>
```

```
if Q == '1' && (Vd<0> == '1' || Vm<0> == '1') then UNDEFINED;
if (size == '01' && (!IsFeatureImplemented(FEAT_FP16) || F == '0')) || size IN {'00', '11'} then
    UNDEFINED;
constant floating_point = (F == '1');
integer esize;
integer elements;
case size of
    when '01' esize = 16; elements = 4;
    when '10' esize = 32; elements = 2;
constant d = UInt(D:Vd); constant m = UInt(M:Vm); constant regs = if Q == '0' then 1 else 2;
```

### T1

15	14	13	12	11	10	9	8	7	6	5	4	3	2	1	0	15	14	13	12	11	10	9	8	7	6	5	4	3	2	1	0
1	1	1	1	1	1	1	1	1	D	1	1	size	1	1		Vd				0	1	0	F	0	Q	M	0		Vm		

#### 64-bit SIMD vector (Q == 0)

```
VRECPE{<c>}{<q>}.<dt> <Dd>, <Dm>
```

#### 128-bit SIMD vector (Q == 1)

```
VRECPE{<c>}{<q>}.<dt> <Qd>, <Qm>
```

```
if Q == '1' && (Vd<0> == '1' || Vm<0> == '1') then UNDEFINED;
if (size == '01' && (!IsFeatureImplemented(FEAT_FP16) || F == '0')) || size IN {'00', '11'} then
    UNDEFINED;
if size == '01' && InITBlock() then UNPREDICTABLE;
constant floating_point = (F == '1');
integer esize;
integer elements;
case size of
    when '01' esize = 16; elements = 4;
    when '10' esize = 32; elements = 2;
constant d = UInt(D:Vd); constant m = UInt(M:Vm); constant regs = if Q == '0' then 1 else 2;
```

CONSTRAINED UNPREDICTABLE behavior

If `size == '01' && InITBlock()`, then one of the following behaviors must occur:

- The instruction is UNDEFINED.
- The instruction executes as if it passes the Condition code check.
- The instruction executes as NOP. This means it behaves as if it fails the Condition code check.

Assembler Symbols

- <c> For encoding A1: see [Standard assembler syntax fields](#). This encoding must be unconditional.  
For encoding T1: see [Standard assembler syntax fields](#).
- <q> See [Standard assembler syntax fields](#).
- <dt> Is the data type for the elements of the vectors, encoded in “F:size”:

F	size	<dt>
0	10	U32
1	01	F16
1	10	F32

- <Qd> Is the 128-bit name of the SIMD&FP destination register, encoded in the "D:Vd" field as <Qd>\*2.
- <Qm> Is the 128-bit name of the SIMD&FP source register, encoded in the "M:Vm" field as <Qm>\*2.
- <Dd> Is the 64-bit name of the SIMD&FP destination register, encoded in the "D:Vd" field.
- <Dm> Is the 64-bit name of the SIMD&FP source register, encoded in the "M:Vm" field.

Newton-Raphson iteration

For details of the operation performed and how it can be used in a Newton-Raphson iteration to calculate the reciprocal of a number, see [Floating-point reciprocal estimate and step](#).

Operation

```
if ConditionPassed() then
    EncodingSpecificOperations();
    CheckAdvSIMDEnabled();
    constant FPCR_Type fpcr = StandardFPCR();
    for r = 0 to regs-1
        for e = 0 to elements-1
            if floating_point then
                Elem[D[d+r],e,esize] = FPRecipEstimate(Elem[D[m+r],e,esize], fpcr);
            else
                Elem[D[d+r],e,esize] = UnsignedRecipEstimate(Elem[D[m+r],e,esize]);
```



## VRECPS

Vector Reciprocal Step multiplies the elements of one vector by the corresponding elements of another vector, subtracts each of the products from 2.0, and places the results into the elements of the destination vector.

The operand and result elements are floating-point numbers.

For details of the operation performed by this instruction see [Floating-point reciprocal estimate and step](#).

Depending on settings in the [CPACR](#), [NSACR](#), and [HCPTR](#) registers, and the Security state and PE mode in which the instruction is executed, an attempt to execute the instruction might be UNDEFINED, or trapped to Hyp mode. For more information see [Enabling Advanced SIMD and floating-point support](#).

It has encodings from the following instruction sets: A32 ( [A1](#) ) and T32 ( [T1](#) ).

### A1

31	30	29	28	27	26	25	24	23	22	21	20	19	18	17	16	15	14	13	12	11	10	9	8	7	6	5	4	3	2	1	0
1	1	1	1	0	0	1	0	0	D	0	sz	Vn			Vd			1	1	1	1	N	Q	M	1	Vm					

#### 64-bit SIMD vector (Q == 0)

```
VRECPS{<c>}{<q>}.<dt> {<Dd>, }<Dn>, <Dm>
```

#### 128-bit SIMD vector (Q == 1)

```
VRECPS{<c>}{<q>}.<dt> {<Qd>, }<Qn>, <Qm>
```

```
if Q == '1' && (Vd<0> == '1' || Vn<0> == '1' || Vm<0> == '1') then UNDEFINED;
if sz == '1' && !IsFeatureImplemented(FEAT_FP16) then UNDEFINED;
integer esize;
integer elements;
case sz of
    when '0' esize = 32; elements = 2;
    when '1' esize = 16; elements = 4;
constant d = UInt(D:Vd); constant n = UInt(N:Vn); constant m = UInt(M:Vm);
constant regs = if Q == '0' then 1 else 2;
```

### T1

15	14	13	12	11	10	9	8	7	6	5	4	3	2	1	0	15	14	13	12	11	10	9	8	7	6	5	4	3	2	1	0
1	1	1	0	1	1	1	1	0	D	0	sz	Vn			Vd			1	1	1	1	N	Q	M	1	Vm					

#### 64-bit SIMD vector (Q == 0)

```
VRECPS{<c>}{<q>}.<dt> {<Dd>, }<Dn>, <Dm>
```

#### 128-bit SIMD vector (Q == 1)

```
VRECPS{<c>}{<q>}.<dt> {<Qd>, }<Qn>, <Qm>
```

```
if Q == '1' && (Vd<0> == '1' || Vn<0> == '1' || Vm<0> == '1') then UNDEFINED;
if sz == '1' && !IsFeatureImplemented(FEAT_FP16) then UNDEFINED;
if sz == '1' && InITBlock() then UNPREDICTABLE;
integer esize;
integer elements;
case sz of
    when '0' esize = 32; elements = 2;
    when '1' esize = 16; elements = 4;
constant d = UInt(D:Vd); constant n = UInt(N:Vn); constant m = UInt(M:Vm);
constant regs = if Q == '0' then 1 else 2;
```

## CONSTRAINED UNPREDICTABLE behavior

If `size == '01' && InITBlock()`, then one of the following behaviors must occur:

- The instruction is UNDEFINED.
- The instruction executes as if it passes the Condition code check.
- The instruction executes as NOP. This means it behaves as if it fails the Condition code check.

### Assembler Symbols

- <c> For encoding A1: see [Standard assembler syntax fields](#). This encoding must be unconditional.  
For encoding T1: see [Standard assembler syntax fields](#).
- <q> See [Standard assembler syntax fields](#).
- <dt> Is the data type for the elements of the vectors, encoded in “sz”:

sz	<dt>
0	F32
1	F16

- <Qd> Is the 128-bit name of the SIMD&FP destination register, encoded in the "D:Vd" field as <Qd>\*2.
- <Qn> Is the 128-bit name of the first SIMD&FP source register, encoded in the "N:Vn" field as <Qn>\*2.
- <Qm> Is the 128-bit name of the second SIMD&FP source register, encoded in the "M:Vm" field as <Qm>\*2.
- <Dd> Is the 64-bit name of the SIMD&FP destination register, encoded in the "D:Vd" field.
- <Dn> Is the 64-bit name of the first SIMD&FP source register, encoded in the "N:Vn" field.
- <Dm> Is the 64-bit name of the second SIMD&FP source register, encoded in the "M:Vm" field.

Newton-Raphson iteration

For details of the operation performed and how it can be used in a Newton-Raphson iteration to calculate the reciprocal of a number, see [Floating-point reciprocal estimate and step](#).

### Operation

```

if ConditionPassed() then
    EncodingSpecificOperations(); CheckAdvSIMDEnabled();
    for r = 0 to regs-1
        for e = 0 to elements-1
            Elem[D[d+r],e,esize] = FPRecipStep(Elem[D[n+r],e,esize], Elem[D[m+r],e,esize]);

```

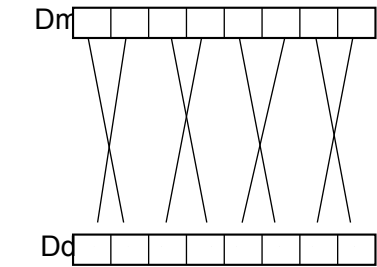
VREV16

Vector Reverse in halfwords reverses the order of 8-bit elements in each halfword of the vector, and places the result in the corresponding destination vector.

There is no distinction between data types, other than size.

The following figure shows an example of the operation of VREV16 doubleword operation.

VREV16.8, doubleword



Depending on settings in the [CPACR](#), [NSACR](#), and [HCPTR](#) registers, and the Security state and PE mode in which the instruction is executed, an attempt to execute the instruction might be UNDEFINED, or trapped to Hyp mode. For more information see [Enabling Advanced SIMD and floating-point support](#).

It has encodings from the following instruction sets: A32 ( [A1](#) ) and T32 ( [T1](#) ).

A1

31	30	29	28	27	26	25	24	23	22	21	20	19	18	17	16	15	14	13	12	11	10	9	8	7	6	5	4	3	2	1	0
1	1	1	1	0	0	1	1	1	D	1	1	size	0	0	Vd			0	0	0	1	0	Q	M	0	Vm					
op																															

64-bit SIMD vector (Q == 0)

VREV16{<c>}{<q>}.<dt> <Dd>, <Dm>

128-bit SIMD vector (Q == 1)

VREV16{<c>}{<q>}.<dt> <Qd>, <Qm>

```
if UInt(op)+UInt(size) >= 3 then UNDEFINED;
if Q == '1' && (Vd<0> == '1' || Vm<0> == '1') then UNDEFINED;

constant esize = 8 << UInt(size);
integer container_size;
case op of
    when '10' container_size = 16;
    when '01' container_size = 32;
    when '00' container_size = 64;
constant integer containers = 64 DIV container_size;
constant integer elements_per_container = container_size DIV esize;

constant d = UInt(D:Vd); constant m = UInt(M:Vm); constant regs = if Q == '0' then 1 else 2;
```

T1

15	14	13	12	11	10	9	8	7	6	5	4	3	2	1	0	15	14	13	12	11	10	9	8	7	6	5	4	3	2	1	0
1	1	1	1	1	1	1	1	1	D	1	1	size	0	0	Vd		0	0	0	1	0	Q	M	0	Vm						
op																															

64-bit SIMD vector (Q == 0)

```
VREV16{<c>}{<q>}.<dt> <Dd>, <Dm>
```

128-bit SIMD vector (Q == 1)

```
VREV16{<c>}{<q>}.<dt> <Qd>, <Qm>
```

```
if UInt(op)+UInt(size) >= 3 then UNDEFINED;
if Q == '1' && (Vd<0> == '1' || Vm<0> == '1') then UNDEFINED;

constant esize = 8 << UInt(size);
integer container_size;
case op of
    when '10' container_size = 16;
    when '01' container_size = 32;
    when '00' container_size = 64;
constant integer containers = 64 DIV container_size;
constant integer elements_per_container = container_size DIV esize;

constant d = UInt(D:Vd); constant m = UInt(M:Vm); constant regs = if Q == '0' then 1 else 2;
```

Assembler Symbols

- <c> For encoding A1: see [Standard assembler syntax fields](#). This encoding must be unconditional.  
For encoding T1: see [Standard assembler syntax fields](#).
- <q> See [Standard assembler syntax fields](#).
- <dt> Is the data type for the elements of the operand, encoded in “size”:

size	<dt>
00	8
01	RESERVED
1x	RESERVED

- <Qd> Is the 128-bit name of the SIMD&FP destination register, encoded in the "D:Vd" field as <Qd>\*2.
- <Qm> Is the 128-bit name of the SIMD&FP source register, encoded in the "M:Vm" field as <Qm>\*2.
- <Dd> Is the 64-bit name of the SIMD&FP destination register, encoded in the "D:Vd" field.
- <Dm> Is the 64-bit name of the SIMD&FP source register, encoded in the "M:Vm" field.

Operation

```
if ConditionPassed() then
    EncodingSpecificOperations(); CheckAdvSIMDEnabled\(\);

    bits(64) result;
    integer element;
    integer rev_element;
    for r = 0 to regs-1
        element = 0;
        for c = 0 to containers-1
            rev_element = (element + elements_per_container) - 1;
            for e = 0 to elements_per_container-1
                Elem[result, rev_element, esize] = Elem[D[m+r], element, esize];
                element = element + 1;
                rev_element = rev_element - 1;
            D[d+r] = result;
```

Operational information

- If CPSR.DIT is 1 and this instruction passes its condition execution check:
- The execution time of this instruction is independent of:

- The values of the data supplied in any of its registers.
  - The values of the NZCV flags.
- The response of this instruction to asynchronous exceptions does not vary based on:
  - The values of the data supplied in any of its registers.
  - The values of the NZCV flags.

Internal version only: isa v01\_31, pseudocode v2024-03\_rel ; Build timestamp: 2024-03-25T10:05

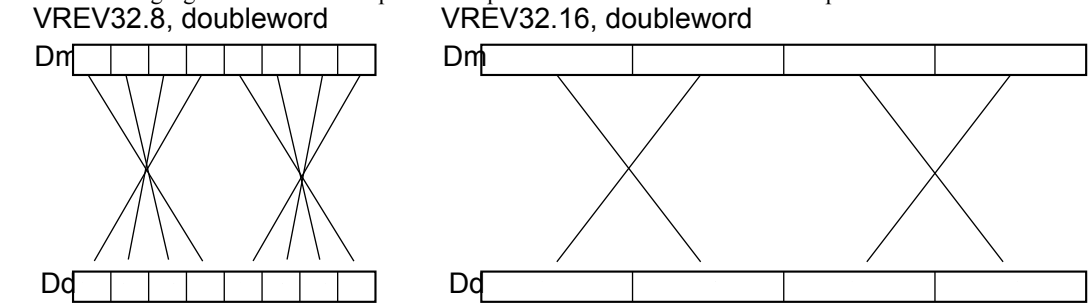
Copyright © 2010-2024 Arm Limited or its affiliates. All rights reserved. This document is Non-Confidential.

VREV32

Vector Reverse in words reverses the order of 8-bit or 16-bit elements in each word of the vector, and places the result in the corresponding destination vector.

There is no distinction between data types, other than size.

The following figure shows an example of the operation of VREV32 doubleword operations.



Depending on settings in the [CPACR](#), [NSACR](#), and [HCPTTR](#) registers, and the Security state and PE mode in which the instruction is executed, an attempt to execute the instruction might be UNDEFINED, or trapped to Hyp mode. For more information see [Enabling Advanced SIMD and floating-point support](#).

It has encodings from the following instruction sets: A32 ( [A1](#) ) and T32 ( [T1](#) ).

A1

31	30	29	28	27	26	25	24	23	22	21	20	19	18	17	16	15	14	13	12	11	10	9	8	7	6	5	4	3	2	1	0
1	1	1	1	0	0	1	1	1	D	1	1	size	0	0	Vd			0		0	0	0	1	Q	M	0	Vm				
op																															

64-bit SIMD vector (Q == 0)

VREV32{<c>}{<q>}.<dt> <Dd>, <Dm>

128-bit SIMD vector (Q == 1)

VREV32{<c>}{<q>}.<dt> <Qd>, <Qm>

```
if UInt(op)+UInt(size) >= 3 then UNDEFINED;
if Q == '1' && (Vd<0> == '1' || Vm<0> == '1') then UNDEFINED;

constant esize = 8 << UInt(size);
integer container_size;
case op of
  when '10' container_size = 16;
  when '01' container_size = 32;
  when '00' container_size = 64;
constant integer containers = 64 DIV container_size;
constant integer elements_per_container = container_size DIV esize;

constant d = UInt(D:Vd); constant m = UInt(M:Vm); constant regs = if Q == '0' then 1 else 2;
```

T1

15	14	13	12	11	10	9	8	7	6	5	4	3	2	1	0	15	14	13	12	11	10	9	8	7	6	5	4	3	2	1	0
1	1	1	1	1	1	1	1	1	D	1	1	size	0	0		Vd			0	0	0	0	1	Q	M	0		Vm			
																op															

64-bit SIMD vector (Q == 0)

```
VREV32{<c>}{<q>}.<dt> <Dd>, <Dm>
```

128-bit SIMD vector (Q == 1)

```
VREV32{<c>}{<q>}.<dt> <Qd>, <Qm>
```

```
if UInt(op)+UInt(size) >= 3 then UNDEFINED;
if Q == '1' && (Vd<0> == '1' || Vm<0> == '1') then UNDEFINED;

constant esize = 8 << UInt(size);
integer container_size;
case op of
    when '10' container_size = 16;
    when '01' container_size = 32;
    when '00' container_size = 64;
constant integer containers = 64 DIV container_size;
constant integer elements_per_container = container_size DIV esize;

constant d = UInt(D:Vd); constant m = UInt(M:Vm); constant regs = if Q == '0' then 1 else 2;
```

Assembler Symbols

<c> For encoding A1: see [Standard assembler syntax fields](#). This encoding must be unconditional.  
For encoding T1: see [Standard assembler syntax fields](#).

<q> See [Standard assembler syntax fields](#).

<dt> Is the data type for the elements of the operand, encoded in “size”:

size	<dt>
00	8
01	16
1x	RESERVED

<Qd> Is the 128-bit name of the SIMD&FP destination register, encoded in the "D:Vd" field as <Qd>\*2.

<Qm> Is the 128-bit name of the SIMD&FP source register, encoded in the "M:Vm" field as <Qm>\*2.

<Dd> Is the 64-bit name of the SIMD&FP destination register, encoded in the "D:Vd" field.

<Dm> Is the 64-bit name of the SIMD&FP source register, encoded in the "M:Vm" field.

Operation

```
if ConditionPassed() then
    EncodingSpecificOperations(); CheckAdvSIMDEnabled();

    bits(64) result;
    integer element;
    integer rev_element;
    for r = 0 to regs-1
        element = 0;
        for c = 0 to containers-1
            rev_element = (element + elements_per_container) - 1;
            for e = 0 to elements_per_container-1
                Elem[result, rev_element, esize] = Elem[D[m+r], element, esize];
                element = element + 1;
                rev_element = rev_element - 1;
            D[d+r] = result;
```

Operational information

If CPSR.DIT is 1 and this instruction passes its condition execution check:

- The execution time of this instruction is independent of:

- The values of the data supplied in any of its registers.
  - The values of the NZCV flags.
- The response of this instruction to asynchronous exceptions does not vary based on:
  - The values of the data supplied in any of its registers.
  - The values of the NZCV flags.

Internal version only: isa v01\_31, pseudocode v2024-03\_rel ; Build timestamp: 2024-03-25T10:05

Copyright © 2010-2024 Arm Limited or its affiliates. All rights reserved. This document is Non-Confidential.

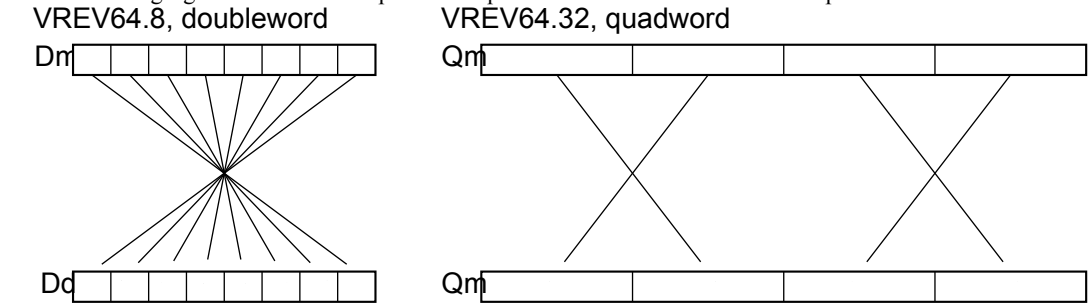


VREV64

Vector Reverse in doublewords reverses the order of 8-bit, 16-bit, or 32-bit elements in each doubleword of the vector, and places the result in the corresponding destination vector.

There is no distinction between data types, other than size.

The following figure shows an example of the operation of VREV64 doubleword operations.



Depending on settings in the *CPACR*, *NSACR*, and *HCPTTR* registers, and the Security state and PE mode in which the instruction is executed, an attempt to execute the instruction might be UNDEFINED, or trapped to Hyp mode. For more information see *Enabling Advanced SIMD and floating-point support*.

It has encodings from the following instruction sets: A32 ( [A1](#) ) and T32 ( [T1](#) ) .

A1

31	30	29	28	27	26	25	24	23	22	21	20	19	18	17	16	15	14	13	12	11	10	9	8	7	6	5	4	3	2	1	0
1	1	1	1	0	0	1	1	1	D	1	1	size	0	0	Vd				0	0	0	0	0	0	Q	M	0	Vm			
op																															

64-bit SIMD vector (Q == 0)

VREV64{<c>}{<q>}.<dt> <Dd>, <Dm>

128-bit SIMD vector (Q == 1)

VREV64{<c>}{<q>}.<dt> <Qd>, <Qm>

```
if UInt(op)+UInt(size) >= 3 then UNDEFINED;
if Q == '1' && (Vd<0> == '1' || Vm<0> == '1') then UNDEFINED;

constant esize = 8 << UInt(size);
integer container_size;
case op of
  when '10' container_size = 16;
  when '01' container_size = 32;
  when '00' container_size = 64;
constant integer containers = 64 DIV container_size;
constant integer elements_per_container = container_size DIV esize;

constant d = UInt(D:Vd); constant m = UInt(M:Vm); constant regs = if Q == '0' then 1 else 2;
```

T1

15	14	13	12	11	10	9	8	7	6	5	4	3	2	1	0	15	14	13	12	11	10	9	8	7	6	5	4	3	2	1	0
1	1	1	1	1	1	1	1	1	D	1	1	size	0	0	Vd				0	0	0	0	0	0	Q	M	0	Vm			
op																															

64-bit SIMD vector (Q == 0)

```
VREV64{<c>}{<q>}.<dt> <Dd>, <Dm>
```

128-bit SIMD vector (Q == 1)

```
VREV64{<c>}{<q>}.<dt> <Qd>, <Qm>
```

```
if UInt(op)+UInt(size) >= 3 then UNDEFINED;
if Q == '1' && (Vd<0> == '1' || Vm<0> == '1') then UNDEFINED;

constant esize = 8 << UInt(size);
integer container_size;
case op of
    when '10' container_size = 16;
    when '01' container_size = 32;
    when '00' container_size = 64;
constant integer containers = 64 DIV container_size;
constant integer elements_per_container = container_size DIV esize;

constant d = UInt(D:Vd); constant m = UInt(M:Vm); constant regs = if Q == '0' then 1 else 2;
```

Assembler Symbols

- <c> For encoding A1: see [Standard assembler syntax fields](#). This encoding must be unconditional.  
For encoding T1: see [Standard assembler syntax fields](#).
- <q> See [Standard assembler syntax fields](#).
- <dt> Is the data type for the elements of the operand, encoded in “size”:

size	<dt>
00	8
01	16
10	32
11	RESERVED

- <Qd> Is the 128-bit name of the SIMD&FP destination register, encoded in the "D:Vd" field as <Qd>\*2.
- <Qm> Is the 128-bit name of the SIMD&FP source register, encoded in the "M:Vm" field as <Qm>\*2.
- <Dd> Is the 64-bit name of the SIMD&FP destination register, encoded in the "D:Vd" field.
- <Dm> Is the 64-bit name of the SIMD&FP source register, encoded in the "M:Vm" field.

Operation

```
if ConditionPassed() then
    EncodingSpecificOperations(); CheckAdvSIMDEnabled\(\);

bits(64) result;
integer element;
integer rev_element;
for r = 0 to regs-1
    element = 0;
    for c = 0 to containers-1
        rev_element = (element + elements_per_container) - 1;
        for e = 0 to elements_per_container-1
            Elem[result, rev_element, esize] = Elem[D[m+r], element, esize];
            element = element + 1;
            rev_element = rev_element - 1;
        D[d+r] = result;
```

Operational information

If CPSR.DIT is 1 and this instruction passes its condition execution check:

- The execution time of this instruction is independent of:
  - The values of the data supplied in any of its registers.
  - The values of the NZCV flags.
- The response of this instruction to asynchronous exceptions does not vary based on:
  - The values of the data supplied in any of its registers.
  - The values of the NZCV flags.

Internal version only: isa v01\_31, pseudocode v2024-03\_rel ; Build timestamp: 2024-03-25T10:05

Copyright © 2010-2024 Arm Limited or its affiliates. All rights reserved. This document is Non-Confidential.

VRHADD

Vector Rounding Halving Add adds corresponding elements in two vectors of integers, shifts each result right one bit, and places the final results in the destination vector.

The operand and result elements are all the same type, and can be any one of:

- 8-bit, 16-bit, or 32-bit signed integers.
- 8-bit, 16-bit, or 32-bit unsigned integers.

The results of the halving operations are rounded. For truncated results, see [VHADD](#).

Depending on settings in the [CPACR](#), [NSACR](#), and [HCPTR](#) registers, and the Security state and PE mode in which the instruction is executed, an attempt to execute the instruction might be UNDEFINED, or trapped to Hyp mode. For more information see [Enabling Advanced SIMD and floating-point support](#).

It has encodings from the following instruction sets: A32 ( [A1](#) ) and T32 ( [T1](#) ).

A1

31	30	29	28	27	26	25	24	23	22	21	20	19	18	17	16	15	14	13	12	11	10	9	8	7	6	5	4	3	2	1	0
1	1	1	1	0	0	1	U	0	D	size					Vn				Vd			0	0	0	1	N	Q	M	0		Vm

64-bit SIMD vector (Q == 0)

```
VRHADD{<c>}{<q>}.<dt> {<Dd>, }<Dn>, <Dm>
```

128-bit SIMD vector (Q == 1)

```
VRHADD{<c>}{<q>}.<dt> {<Qd>, }<Qn>, <Qm>
```

```
if Q == '1' && (Vd<0> == '1' || Vn<0> == '1' || Vm<0> == '1') then UNDEFINED;
if size == '11' then UNDEFINED;
constant unsigned = (U == '1');
constant integer esize = 8 << UInt(size); constant elements = 64 DIV esize;
constant d = UInt(D:Vd); constant n = UInt(N:Vn); constant m = UInt(M:Vm);
constant regs = if Q == '0' then 1 else 2;
```

T1

15	14	13	12	11	10	9	8	7	6	5	4	3	2	1	0	15	14	13	12	11	10	9	8	7	6	5	4	3	2	1	0
1	1	1	U	1	1	1	1	0	D	size					Vn				Vd			0	0	0	1	N	Q	M	0		Vm

64-bit SIMD vector (Q == 0)

```
VRHADD{<c>}{<q>}.<dt> {<Dd>, }<Dn>, <Dm>
```

128-bit SIMD vector (Q == 1)

```
VRHADD{<c>}{<q>}.<dt> {<Qd>, }<Qn>, <Qm>
```

```
if Q == '1' && (Vd<0> == '1' || Vn<0> == '1' || Vm<0> == '1') then UNDEFINED;
if size == '11' then UNDEFINED;
constant unsigned = (U == '1');
constant integer esize = 8 << UInt(size); constant elements = 64 DIV esize;
constant d = UInt(D:Vd); constant n = UInt(N:Vn); constant m = UInt(M:Vm);
constant regs = if Q == '0' then 1 else 2;
```

Assembler Symbols

- <c>

For encoding A1: see [Standard assembler syntax fields](#). This encoding must be unconditional.  
For encoding T1: see [Standard assembler syntax fields](#).
- <q>

See [Standard assembler syntax fields](#).

<dt> Is the data type for the elements of the operands, encoded in “U:size”:

U	size	<dt>
0	00	S8
0	01	S16
0	10	S32
1	00	U8
1	01	U16
1	10	U32

<Qd> Is the 128-bit name of the SIMD&FP destination register, encoded in the "D:Vd" field as <Qd>\*2.

<Qn> Is the 128-bit name of the first SIMD&FP source register, encoded in the "N:Vn" field as <Qn>\*2.

<Qm> Is the 128-bit name of the second SIMD&FP source register, encoded in the "M:Vm" field as <Qm>\*2.

<Dd> Is the 64-bit name of the SIMD&FP destination register, encoded in the "D:Vd" field.

<Dn> Is the 64-bit name of the first SIMD&FP source register, encoded in the "N:Vn" field.

<Dm> Is the 64-bit name of the second SIMD&FP source register, encoded in the "M:Vm" field.

Operation

```
if ConditionPassed() then
    EncodingSpecificOperations();    CheckAdvSIMDEnabled();
    for r = 0 to regs-1
        for e = 0 to elements-1
            constant op1 = Int(Elem[D[n+r],e,esize], unsigned);
            constant op2 = Int(Elem[D[m+r],e,esize], unsigned);
            constant result = (op1 + op2 + 1) >> 1;
            Elem[D[d+r],e,esize] = result<esize-1:0>;
```

Operational information

- If CPSR.DIT is 1 and this instruction passes its condition execution check:
- The execution time of this instruction is independent of:
    - The values of the data supplied in any of its registers.
    - The values of the NZCV flags.
  - The response of this instruction to asynchronous exceptions does not vary based on:
    - The values of the data supplied in any of its registers.
    - The values of the NZCV flags.

## VRINTA (Advanced SIMD)

Vector Round floating-point to integer towards Nearest with Ties to Away rounds a vector of floating-point values to integral floating-point values of the same size using the Round to Nearest with Ties to Away rounding mode. A zero input gives a zero result with the same sign, an infinite input gives an infinite result with the same sign, and a NaN is propagated as for normal arithmetic.

It has encodings from the following instruction sets: A32 ( [A1](#) ) and T32 ( [T1](#) ).

### A1

31	30	29	28	27	26	25	24	23	22	21	20	19	18	17	16	15	14	13	12	11	10	9	8	7	6	5	4	3	2	1	0
1	1	1	1	0	0	1	1	1	D	1	1	size	1	0	Vd				0	1	0	1	0	Q	M	0	Vm				
op																															

#### 64-bit SIMD vector (Q == 0)

VRINTA{<q>}.<dt> <Dd>, <Dm>

#### 128-bit SIMD vector (Q == 1)

VRINTA{<q>}.<dt> <Qd>, <Qm>

```
if op<2> != op<0> then SEE "Related encodings";
if Q == '1' && (Vd<0> == '1' || Vm<0> == '1') then UNDEFINED;
if (size == '01' && !IsFeatureImplemented(FEAT_FP16)) || size IN {'00', '11'} then UNDEFINED;
// Rounding encoded differently from other VCVT and VRINT instructions
constant rounding = FPDecodeRM(op<2>:NOT(op<1>)); constant exact = FALSE;
constant integer esize = 8 << UInt(size);
constant integer elements = 64 DIV esize;
constant d = UInt(D:Vd); constant m = UInt(M:Vm); constant regs = if Q == '0' then 1 else 2;
```

### T1

15	14	13	12	11	10	9	8	7	6	5	4	3	2	1	0	15	14	13	12	11	10	9	8	7	6	5	4	3	2	1	0
1	1	1	1	1	1	1	1	1	D	1	1	size	1	0		Vd		0	1	0	1	0	Q	M	0		Vm				
op																															

#### 64-bit SIMD vector (Q == 0)

VRINTA{<q>}.<dt> <Dd>, <Dm>

#### 128-bit SIMD vector (Q == 1)

VRINTA{<q>}.<dt> <Qd>, <Qm>

```
if op<2> != op<0> then SEE "Related encodings";
if InITBlock() then UNPREDICTABLE;
if Q == '1' && (Vd<0> == '1' || Vm<0> == '1') then UNDEFINED;
if (size == '01' && !IsFeatureImplemented(FEAT_FP16)) || size IN {'00', '11'} then UNDEFINED;
// Rounding encoded differently from other VCVT and VRINT instructions
constant rounding = FPDecodeRM(op<2>:NOT(op<1>)); constant exact = FALSE;
constant integer esize = 8 << UInt(size);
constant integer elements = 64 DIV esize;
constant d = UInt(D:Vd); constant m = UInt(M:Vm); constant regs = if Q == '0' then 1 else 2;
```

## CONSTRAINED UNPREDICTABLE behavior

If `InITBlock()`, then one of the following behaviors must occur:

- The instruction is UNDEFINED.
- The instruction executes as if it passes the Condition code check.
- The instruction executes as NOP. This means it behaves as if it fails the Condition code check.

Related encodings: See [Advanced SIMD two registers misc](#) for the T32 instruction set, or [Advanced SIMD two registers misc](#) for the A32 instruction set.

Assembler Symbols

- <q> See [Standard assembler syntax fields](#).
- <dt> Is the data type for the elements of the vectors, encoded in “size”:

size	<dt>
01	F16
10	F32

- <Qd> Is the 128-bit name of the SIMD&FP destination register, encoded in the "D:Vd" field as <Qd>\*2.
- <Qm> Is the 128-bit name of the SIMD&FP source register, encoded in the "M:Vm" field as <Qm>\*2.
- <Dd> Is the 64-bit name of the SIMD&FP destination register, encoded in the "D:Vd" field.
- <Dm> Is the 64-bit name of the SIMD&FP source register, encoded in the "M:Vm" field.

Operation

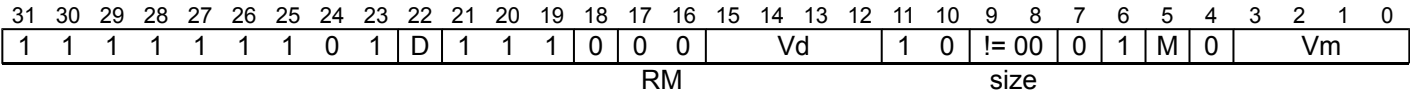
```
EncodingSpecificOperations(); CheckAdvSIMDEnabled();
constant FPCR_Type fpcr = StandardFPCR();
for r = 0 to regs-1
    for e = 0 to elements-1
        constant op1 = Elem[D[m+r],e,esize];
        constant result = FPRoundInt(op1, fpcr, rounding, exact);
        Elem[D[d+r],e,esize] = result;
```

VRINTA (floating-point)

Round floating-point to integer to Nearest with Ties to Away rounds a floating-point value to an integral floating-point value of the same size using the Round to Nearest with Ties to Away rounding mode. A zero input gives a zero result with the same sign, an infinite input gives an infinite result with the same sign, and a NaN is propagated as for normal arithmetic.

It has encodings from the following instruction sets: A32 ( [A1](#) ) and T32 ( [T1](#) ) .

A1



Half-precision scalar (size == 01)  
(FEAT\_FP16)

```
VRINTA{<q>}.F16 <Sd>, <Sm>
```

Single-precision scalar (size == 10)

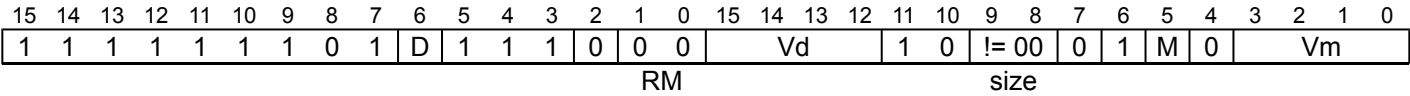
```
VRINTA{<q>}.F32 <Sd>, <Sm>
```

Double-precision scalar (size == 11)

```
VRINTA{<q>}.F64 <Dd>, <Dm>
```

```
if size == '00' || (size == '01' && !IsFeatureImplemented(FEAT_FP16)) then UNDEFINED;
constant rounding = FPDecodeRM(RM); constant exact = FALSE;
integer esize;
integer d;
integer m;
case size of
    when '01' esize = 16; d = UInt(Vd:D); m = UInt(Vm:M);
    when '10' esize = 32; d = UInt(Vd:D); m = UInt(Vm:M);
    when '11' esize = 64; d = UInt(D:Vd); m = UInt(M:Vm);
```

T1





Half-precision scalar (size == 01)  
(FEAT\_FP16)

```
VRINTA{<q>}.F16 <Sd>, <Sm>
```

Single-precision scalar (size == 10)

```
VRINTA{<q>}.F32 <Sd>, <Sm>
```

Double-precision scalar (size == 11)

```
VRINTA{<q>}.F64 <Dd>, <Dm>
```

```
if InITBlock() then UNPREDICTABLE;
if size == '00' || (size == '01' && !IsFeatureImplemented(FEAT_FP16)) then UNDEFINED;
constant rounding = FPDecodeRM(RM); constant exact = FALSE;
integer esize;
integer d;
integer m;
case size of
  when '01' esize = 16; d = UInt(Vd:D); m = UInt(Vm:M);
  when '10' esize = 32; d = UInt(Vd:D); m = UInt(Vm:M);
  when '11' esize = 64; d = UInt(D:Vd); m = UInt(M:Vm);
```

CONSTRAINED UNPREDICTABLE behavior

If `InITBlock()`, then one of the following behaviors must occur:

- The instruction is UNDEFINED.
- The instruction executes as if it passes the Condition code check.
- The instruction executes as NOP. This means it behaves as if it fails the Condition code check.

For more information about the CONSTRAINED UNPREDICTABLE behavior of this instruction, see [Architectural Constraints on UNPREDICTABLE behaviors](#).

Assembler Symbols

<q>	See <a href="#">Standard assembler syntax fields</a> .
<Sd>	Is the 32-bit name of the SIMD&FP destination register, encoded in the "Vd:D" field.
<Sm>	Is the 32-bit name of the SIMD&FP source register, encoded in the "Vm:M" field.
<Dd>	Is the 64-bit name of the SIMD&FP destination register, encoded in the "D:Vd" field.
<Dm>	Is the 64-bit name of the SIMD&FP source register, encoded in the "M:Vm" field.

Operation

```
EncodingSpecificOperations(); CheckVFPEEnabled(TRUE);
constant FPCR_Type fpcr = EffectiveFPCR();
case esize of
  when 16
    H[d] = FPRoundInt(H[m], fpcr, rounding, exact);
  when 32
    S[d] = FPRoundInt(S[m], fpcr, rounding, exact);
  when 64
    D[d] = FPRoundInt(D[m], fpcr, rounding, exact);
```

## VRINTM (Advanced SIMD)

Vector Round floating-point to integer towards -Infinity rounds a vector of floating-point values to integral floating-point values of the same size, using the Round towards -Infinity rounding mode. A zero input gives a zero result with the same sign, an infinite input gives an infinite result with the same sign, and a NaN is propagated as for normal arithmetic.

It has encodings from the following instruction sets: A32 ( [A1](#) ) and T32 ( [T1](#) ).

### A1

31	30	29	28	27	26	25	24	23	22	21	20	19	18	17	16	15	14	13	12	11	10	9	8	7	6	5	4	3	2	1	0
1	1	1	1	0	0	1	1	1	D	1	1	size	1	0	Vd				0	1	1	0	1	Q	M	0	Vm				
op																															

#### 64-bit SIMD vector (Q == 0)

VRINTM{<q>}.<dt> <Dd>, <Dm>

#### 128-bit SIMD vector (Q == 1)

VRINTM{<q>}.<dt> <Qd>, <Qm>

```
if op<2> != op<0> then SEE "Related encodings";
if Q == '1' && (Vd<0> == '1' || Vm<0> == '1') then UNDEFINED;
if (size == '01' && !IsFeatureImplemented(FEAT_FP16)) || size IN {'00', '11'} then UNDEFINED;
// Rounding encoded differently from other VCVT and VRINT instructions
constant rounding = FPDecodeRM(op<2>:NOT(op<1>)); constant exact = FALSE;
constant integer esize = 8 << UInt(size);
constant integer elements = 64 DIV esize;
constant d = UInt(D:Vd); constant m = UInt(M:Vm); constant regs = if Q == '0' then 1 else 2;
```

### T1

15	14	13	12	11	10	9	8	7	6	5	4	3	2	1	0	15	14	13	12	11	10	9	8	7	6	5	4	3	2	1	0
1	1	1	1	1	1	1	1	1	D	1	1	size	1	0		Vd		0	1	1	0	1	Q	M	0		Vm				
op																															

#### 64-bit SIMD vector (Q == 0)

VRINTM{<q>}.<dt> <Dd>, <Dm>

#### 128-bit SIMD vector (Q == 1)

VRINTM{<q>}.<dt> <Qd>, <Qm>

```
if op<2> != op<0> then SEE "Related encodings";
if InITBlock() then UNPREDICTABLE;
if Q == '1' && (Vd<0> == '1' || Vm<0> == '1') then UNDEFINED;
if (size == '01' && !IsFeatureImplemented(FEAT_FP16)) || size IN {'00', '11'} then UNDEFINED;
// Rounding encoded differently from other VCVT and VRINT instructions
constant rounding = FPDecodeRM(op<2>:NOT(op<1>)); constant exact = FALSE;
constant integer esize = 8 << UInt(size);
constant integer elements = 64 DIV esize;
constant d = UInt(D:Vd); constant m = UInt(M:Vm); constant regs = if Q == '0' then 1 else 2;
```

## CONSTRAINED UNPREDICTABLE behavior

If `InITBlock()`, then one of the following behaviors must occur:

- The instruction is UNDEFINED.
- The instruction executes as if it passes the Condition code check.
- The instruction executes as NOP. This means it behaves as if it fails the Condition code check.

Related encodings: See [Advanced SIMD two registers misc](#) for the T32 instruction set, or [Advanced SIMD two registers misc](#) for the A32 instruction set.

Assembler Symbols

- <q> See [Standard assembler syntax fields](#).
- <dt> Is the data type for the elements of the vectors, encoded in “size”:

size	<dt>
01	F16
10	F32

- <Qd> Is the 128-bit name of the SIMD&FP destination register, encoded in the "D:Vd" field as <Qd>\*2.
- <Qm> Is the 128-bit name of the SIMD&FP source register, encoded in the "M:Vm" field as <Qm>\*2.
- <Dd> Is the 64-bit name of the SIMD&FP destination register, encoded in the "D:Vd" field.
- <Dm> Is the 64-bit name of the SIMD&FP source register, encoded in the "M:Vm" field.

Operation

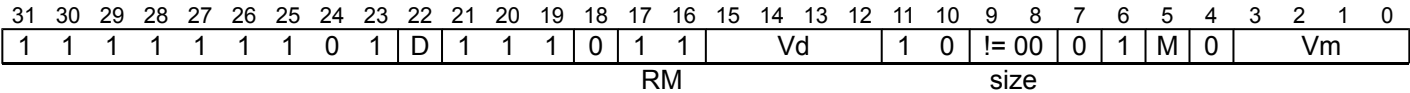
```
EncodingSpecificOperations(); CheckAdvSIMDEnabled();
constant FPCR_Type fpcr = StandardFPCR();
for r = 0 to regs-1
    for e = 0 to elements-1
        constant op1 = Elem[D[m+r],e,esize];
        constant result = FPRoundInt(op1, fpcr, rounding, exact);
        Elem[D[d+r],e,esize] = result;
```

VRINTM (floating-point)

Round floating-point to integer towards -Infinity rounds a floating-point value to an integral floating-point value of the same size using the Round towards -Infinity rounding mode. A zero input gives a zero result with the same sign, an infinite input gives an infinite result with the same sign, and a NaN is propagated as for normal arithmetic.

It has encodings from the following instruction sets: A32 ( [A1](#) ) and T32 ( [T1](#) ) .

A1



Half-precision scalar (size == 01)  
(FEAT\_FP16)

```
VRINTM{<q>}.F16 <Sd>, <Sm>
```

Single-precision scalar (size == 10)

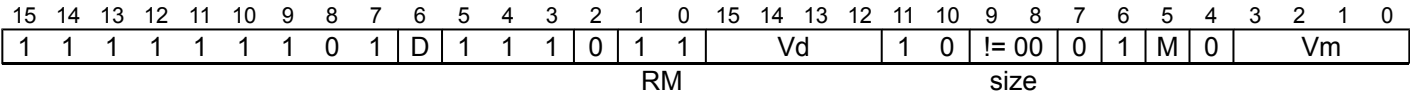
```
VRINTM{<q>}.F32 <Sd>, <Sm>
```

Double-precision scalar (size == 11)

```
VRINTM{<q>}.F64 <Dd>, <Dm>
```

```
if size == '00' || (size == '01' && !IsFeatureImplemented(FEAT_FP16)) then UNDEFINED;
constant rounding = FPDecodeRM(RM); constant exact = FALSE;
integer esize;
integer d;
integer m;
case size of
    when '01' esize = 16; d = UInt(Vd:D); m = UInt(Vm:M);
    when '10' esize = 32; d = UInt(Vd:D); m = UInt(Vm:M);
    when '11' esize = 64; d = UInt(D:Vd); m = UInt(M:Vm);
```

T1



Half-precision scalar (size == 01)  
(FEAT\_FP16)

```
VRINTM{<q>}.F16 <Sd>, <Sm>
```

Single-precision scalar (size == 10)

```
VRINTM{<q>}.F32 <Sd>, <Sm>
```

Double-precision scalar (size == 11)

```
VRINTM{<q>}.F64 <Dd>, <Dm>
```

```
if InITBlock() then UNPREDICTABLE;
if size == '00' || (size == '01' && !IsFeatureImplemented(FEAT_FP16)) then UNDEFINED;
constant rounding = FPDecodeRM(RM); constant exact = FALSE;
integer esize;
integer d;
integer m;
case size of
  when '01' esize = 16; d = UInt(Vd:D); m = UInt(Vm:M);
  when '10' esize = 32; d = UInt(Vd:D); m = UInt(Vm:M);
  when '11' esize = 64; d = UInt(D:Vd); m = UInt(M:Vm);
```

CONSTRAINED UNPREDICTABLE behavior

If `InITBlock()`, then one of the following behaviors must occur:

- The instruction is UNDEFINED.
- The instruction executes as if it passes the Condition code check.
- The instruction executes as NOP. This means it behaves as if it fails the Condition code check.

For more information about the CONSTRAINED UNPREDICTABLE behavior of this instruction, see [Architectural Constraints on UNPREDICTABLE behaviors](#).

Assembler Symbols

<q>	See <a href="#">Standard assembler syntax fields</a> .
<Sd>	Is the 32-bit name of the SIMD&FP destination register, encoded in the "Vd:D" field.
<Sm>	Is the 32-bit name of the SIMD&FP source register, encoded in the "Vm:M" field.
<Dd>	Is the 64-bit name of the SIMD&FP destination register, encoded in the "D:Vd" field.
<Dm>	Is the 64-bit name of the SIMD&FP source register, encoded in the "M:Vm" field.

Operation

```
EncodingSpecificOperations(); CheckVFPEEnabled(TRUE);
constant FPCR_Type fpcr = EffectiveFPCR();
case esize of
  when 16
    H[d] = FPRoundInt(H[m], fpcr, rounding, exact);
  when 32
    S[d] = FPRoundInt(S[m], fpcr, rounding, exact);
  when 64
    D[d] = FPRoundInt(D[m], fpcr, rounding, exact);
```

## VRINTN (Advanced SIMD)

Vector Round floating-point to integer to Nearest rounds a vector of floating-point values to integral floating-point values of the same size using the Round to Nearest rounding mode. A zero input gives a zero result with the same sign, an infinite input gives an infinite result with the same sign, and a NaN is propagated as for normal arithmetic.

It has encodings from the following instruction sets: A32 ( [A1](#) ) and T32 ( [T1](#) ).

### A1

31	30	29	28	27	26	25	24	23	22	21	20	19	18	17	16	15	14	13	12	11	10	9	8	7	6	5	4	3	2	1	0
1	1	1	1	0	0	1	1	1	D	1	1	size	1	0	Vd				0	1	0	0	0	Q	M	0	Vm				
op																															

#### 64-bit SIMD vector (Q == 0)

VRINTN{<q>}.<dt> <Dd>, <Dm>

#### 128-bit SIMD vector (Q == 1)

VRINTN{<q>}.<dt> <Qd>, <Qm>

```
if op<2> != op<0> then SEE "Related encodings";
if Q == '1' && (Vd<0> == '1' || Vm<0> == '1') then UNDEFINED;
if (size == '01' && !IsFeatureImplemented(FEAT_FP16)) || size IN {'00', '11'} then UNDEFINED;
// Rounding encoded differently from other VCVT and VRINT instructions
constant rounding = FPDecodeRM(op<2>:NOT(op<1>)); constant exact = FALSE;
constant integer esize = 8 << UInt(size);
constant integer elements = 64 DIV esize;
constant d = UInt(D:Vd); constant m = UInt(M:Vm); constant regs = if Q == '0' then 1 else 2;
```

### T1

15	14	13	12	11	10	9	8	7	6	5	4	3	2	1	0	15	14	13	12	11	10	9	8	7	6	5	4	3	2	1	0
1	1	1	1	1	1	1	1	1	D	1	1	size	1	0		Vd		0	1	0	0	0	Q	M	0		Vm				
op																															

#### 64-bit SIMD vector (Q == 0)

VRINTN{<q>}.<dt> <Dd>, <Dm>

#### 128-bit SIMD vector (Q == 1)

VRINTN{<q>}.<dt> <Qd>, <Qm>

```
if op<2> != op<0> then SEE "Related encodings";
if InITBlock() then UNPREDICTABLE;
if Q == '1' && (Vd<0> == '1' || Vm<0> == '1') then UNDEFINED;
if (size == '01' && !IsFeatureImplemented(FEAT_FP16)) || size IN {'00', '11'} then UNDEFINED;
// Rounding encoded differently from other VCVT and VRINT instructions
constant rounding = FPDecodeRM(op<2>:NOT(op<1>)); constant exact = FALSE;
constant integer esize = 8 << UInt(size);
constant integer elements = 64 DIV esize;
constant d = UInt(D:Vd); constant m = UInt(M:Vm); constant regs = if Q == '0' then 1 else 2;
```

## CONSTRAINED UNPREDICTABLE behavior

If `InITBlock()`, then one of the following behaviors must occur:

- The instruction is UNDEFINED.
- The instruction executes as if it passes the Condition code check.
- The instruction executes as NOP. This means it behaves as if it fails the Condition code check.

Related encodings: See *Advanced SIMD two registers misc* for the T32 instruction set, or *Advanced SIMD two registers misc* for the A32 instruction set.

Assembler Symbols

- <q> See *Standard assembler syntax fields*.
- <dt> Is the data type for the elements of the vectors, encoded in “size”:

size	<dt>
01	F16
10	F32

- <Qd> Is the 128-bit name of the SIMD&FP destination register, encoded in the "D:Vd" field as <Qd>\*2.
- <Qm> Is the 128-bit name of the SIMD&FP source register, encoded in the "M:Vm" field as <Qm>\*2.
- <Dd> Is the 64-bit name of the SIMD&FP destination register, encoded in the "D:Vd" field.
- <Dm> Is the 64-bit name of the SIMD&FP source register, encoded in the "M:Vm" field.

Operation

```
EncodingSpecificOperations(); CheckAdvSIMDEnabled();
constant FPCR_Type fpcr = StandardFPCR();
for r = 0 to regs-1
    for e = 0 to elements-1
        constant op1 = Elem[D[m+r],e,esize];
        constant result = FPRoundInt(op1, fpcr, rounding, exact);
        Elem[D[d+r],e,esize] = result;
```

VRINTN (floating-point)

Round floating-point to integer to Nearest rounds a floating-point value to an integral floating-point value of the same size using the Round to Nearest rounding mode. A zero input gives a zero result with the same sign, an infinite input gives an infinite result with the same sign, and a NaN is propagated as for normal arithmetic.

It has encodings from the following instruction sets: A32 ( [A1](#) ) and T32 ( [T1](#) ) .

A1

31	30	29	28	27	26	25	24	23	22	21	20	19	18	17	16	15	14	13	12	11	10	9	8	7	6	5	4	3	2	1	0
1	1	1	1	1	1	1	0	1	D	1	1	1	0	0	1	Vd				1	0	!= 00		0	1	M	0	Vm			
RM																size															

Half-precision scalar (size == 01)  
(FEAT\_FP16)

VRINTN{<q>}.F16 <Sd>, <Sm>

Single-precision scalar (size == 10)

VRINTN{<q>}.F32 <Sd>, <Sm>

Double-precision scalar (size == 11)

VRINTN{<q>}.F64 <Dd>, <Dm>

```
if size == '00' || (size == '01' && !IsFeatureImplemented(FEAT_FP16)) then UNDEFINED;
constant rounding = FPDecodeRM(RM); constant exact = FALSE;
integer esize;
integer d;
integer m;
case size of
    when '01' esize = 16; d = UInt(Vd:D); m = UInt(Vm:M);
    when '10' esize = 32; d = UInt(Vd:D); m = UInt(Vm:M);
    when '11' esize = 64; d = UInt(D:Vd); m = UInt(M:Vm);
```

T1

15	14	13	12	11	10	9	8	7	6	5	4	3	2	1	0	15	14	13	12	11	10	9	8	7	6	5	4	3	2	1	0
1	1	1	1	1	1	1	0	1	D	1	1	1	0	0	1	Vd				1	0	!= 00		0	1	M	0	Vm			
RM																size															



Half-precision scalar (size == 01)  
(FEAT\_FP16)

```
VRINTN{<q>}.F16 <Sd>, <Sm>
```

Single-precision scalar (size == 10)

```
VRINTN{<q>}.F32 <Sd>, <Sm>
```

Double-precision scalar (size == 11)

```
VRINTN{<q>}.F64 <Dd>, <Dm>
```

```
if InITBlock() then UNPREDICTABLE;
if size == '00' || (size == '01' && !IsFeatureImplemented(FEAT_FP16)) then UNDEFINED;
constant rounding = FPDecodeRM(RM); constant exact = FALSE;
integer esize;
integer d;
integer m;
case size of
    when '01' esize = 16; d = UInt(Vd:D); m = UInt(Vm:M);
    when '10' esize = 32; d = UInt(Vd:D); m = UInt(Vm:M);
    when '11' esize = 64; d = UInt(D:Vd); m = UInt(M:Vm);
```

CONSTRAINED UNPREDICTABLE behavior

If `InITBlock()`, then one of the following behaviors must occur:

- The instruction is UNDEFINED.
- The instruction executes as if it passes the Condition code check.
- The instruction executes as NOP. This means it behaves as if it fails the Condition code check.

For more information about the CONSTRAINED UNPREDICTABLE behavior of this instruction, see [Architectural Constraints on UNPREDICTABLE behaviors](#).

Assembler Symbols

<q>	See <a href="#">Standard assembler syntax fields</a> .
<Sd>	Is the 32-bit name of the SIMD&FP destination register, encoded in the "Vd:D" field.
<Sm>	Is the 32-bit name of the SIMD&FP source register, encoded in the "Vm:M" field.
<Dd>	Is the 64-bit name of the SIMD&FP destination register, encoded in the "D:Vd" field.
<Dm>	Is the 64-bit name of the SIMD&FP source register, encoded in the "M:Vm" field.

Operation

```
EncodingSpecificOperations(); CheckVFPEEnabled(TRUE);
constant FPCR_Type fpcr = EffectiveFPCR();
case esize of
    when 16
        H[d] = FPRoundInt(H[m], fpcr, rounding, exact);
    when 32
        S[d] = FPRoundInt(S[m], fpcr, rounding, exact);
    when 64
        D[d] = FPRoundInt(D[m], fpcr, rounding, exact);
```

## VRINTP (Advanced SIMD)

Vector Round floating-point to integer towards +Infinity rounds a vector of floating-point values to integral floating-point values of the same size using the Round towards +Infinity rounding mode. A zero input gives a zero result with the same sign, an infinite input gives an infinite result with the same sign, and a NaN is propagated as for normal arithmetic.

It has encodings from the following instruction sets: A32 ( [A1](#) ) and T32 ( [T1](#) ).

### A1

31	30	29	28	27	26	25	24	23	22	21	20	19	18	17	16	15	14	13	12	11	10	9	8	7	6	5	4	3	2	1	0
1	1	1	1	0	0	1	1	1	D	1	1	size	1	0	Vd				0	1	1	1	1	Q	M	0	Vm				
op																															

#### 64-bit SIMD vector (Q == 0)

VRINTP{<q>}.<dt> <Dd>, <Dm>

#### 128-bit SIMD vector (Q == 1)

VRINTP{<q>}.<dt> <Qd>, <Qm>

```
if op<2> != op<0> then SEE "Related encodings";
if Q == '1' && (Vd<0> == '1' || Vm<0> == '1') then UNDEFINED;
if (size == '01' && !IsFeatureImplemented(FEAT_FP16)) || size IN {'00', '11'} then UNDEFINED;
// Rounding encoded differently from other VCVT and VRINT instructions
constant rounding = FPDecodeRM(op<2>:NOT(op<1>)); constant exact = FALSE;
constant integer esize = 8 << UInt(size);
constant integer elements = 64 DIV esize;
constant d = UInt(D:Vd); constant m = UInt(M:Vm); constant regs = if Q == '0' then 1 else 2;
```

### T1

15	14	13	12	11	10	9	8	7	6	5	4	3	2	1	0	15	14	13	12	11	10	9	8	7	6	5	4	3	2	1	0	
1	1	1	1	1	1	1	1	1	D	1	1	size	1	0		Vd				0	1	1	1	1	Q	M	0		Vm			
op																																

#### 64-bit SIMD vector (Q == 0)

VRINTP{<q>}.<dt> <Dd>, <Dm>

#### 128-bit SIMD vector (Q == 1)

VRINTP{<q>}.<dt> <Qd>, <Qm>

```
if op<2> != op<0> then SEE "Related encodings";
if InITBlock() then UNPREDICTABLE;
if Q == '1' && (Vd<0> == '1' || Vm<0> == '1') then UNDEFINED;
if (size == '01' && !IsFeatureImplemented(FEAT_FP16)) || size IN {'00', '11'} then UNDEFINED;
// Rounding encoded differently from other VCVT and VRINT instructions
constant rounding = FPDecodeRM(op<2>:NOT(op<1>)); constant exact = FALSE;
constant integer esize = 8 << UInt(size);
constant integer elements = 64 DIV esize;
constant d = UInt(D:Vd); constant m = UInt(M:Vm); constant regs = if Q == '0' then 1 else 2;
```

## CONSTRAINED UNPREDICTABLE behavior

If `InITBlock()`, then one of the following behaviors must occur:

- The instruction is UNDEFINED.
- The instruction executes as if it passes the Condition code check.
- The instruction executes as NOP. This means it behaves as if it fails the Condition code check.

Related encodings: See [Advanced SIMD two registers misc](#) for the T32 instruction set, or [Advanced SIMD two registers misc](#) for the A32 instruction set.

Assembler Symbols

- <q> See [Standard assembler syntax fields](#).
- <dt> Is the data type for the elements of the vectors, encoded in “size”:

size	<dt>
01	F16
10	F32

- <Qd> Is the 128-bit name of the SIMD&FP destination register, encoded in the "D:Vd" field as <Qd>\*2.
- <Qm> Is the 128-bit name of the SIMD&FP source register, encoded in the "M:Vm" field as <Qm>\*2.
- <Dd> Is the 64-bit name of the SIMD&FP destination register, encoded in the "D:Vd" field.
- <Dm> Is the 64-bit name of the SIMD&FP source register, encoded in the "M:Vm" field.

Operation

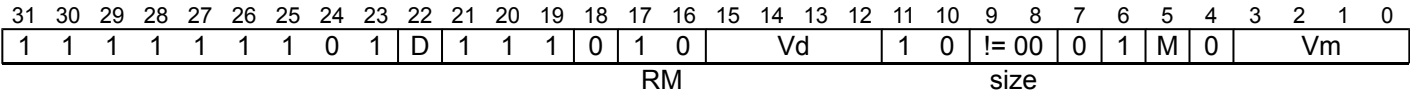
```
EncodingSpecificOperations(); CheckAdvSIMDEnabled();
constant FPCR_Type fpcr = StandardFPCR();
for r = 0 to regs-1
    for e = 0 to elements-1
        constant op1 = Elem[D[m+r],e,esize];
        constant result = FPRoundInt(op1, fpcr, rounding, exact);
        Elem[D[d+r],e,esize] = result;
```

VRINTP (floating-point)

Round floating-point to integer towards +Infinity rounds a floating-point value to an integral floating-point value of the same size using the Round towards +Infinity rounding mode. A zero input gives a zero result with the same sign, an infinite input gives an infinite result with the same sign, and a NaN is propagated as for normal arithmetic.

It has encodings from the following instruction sets: A32 ( [A1](#) ) and T32 ( [T1](#) ) .

A1



Half-precision scalar (size == 01)  
(FEAT\_FP16)

```
VRINTP{<q>}.F16 <Sd>, <Sm>
```

Single-precision scalar (size == 10)

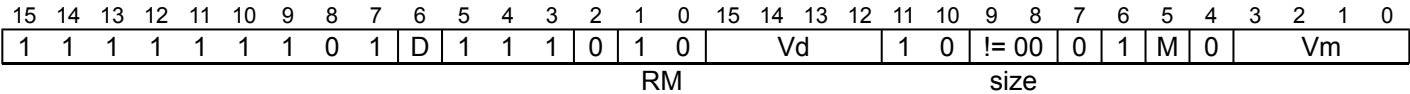
```
VRINTP{<q>}.F32 <Sd>, <Sm>
```

Double-precision scalar (size == 11)

```
VRINTP{<q>}.F64 <Dd>, <Dm>
```

```
if size == '00' || (size == '01' && !IsFeatureImplemented(FEAT_FP16)) then UNDEFINED;
constant rounding = FPDecodeRM(RM); constant exact = FALSE;
integer esize;
integer d;
integer m;
case size of
    when '01' esize = 16; d = UInt(Vd:D); m = UInt(Vm:M);
    when '10' esize = 32; d = UInt(Vd:D); m = UInt(Vm:M);
    when '11' esize = 64; d = UInt(D:Vd); m = UInt(M:Vm);
```

T1



Half-precision scalar (size == 01)  
(FEAT\_FP16)

```
VRINTP{<q>}.F16 <Sd>, <Sm>
```

Single-precision scalar (size == 10)

```
VRINTP{<q>}.F32 <Sd>, <Sm>
```

Double-precision scalar (size == 11)

```
VRINTP{<q>}.F64 <Dd>, <Dm>
```

```
if InITBlock() then UNPREDICTABLE;
if size == '00' || (size == '01' && !IsFeatureImplemented(FEAT_FP16)) then UNDEFINED;
constant rounding = FPDecodeRM(RM); constant exact = FALSE;
integer esize;
integer d;
integer m;
case size of
    when '01' esize = 16; d = UInt(Vd:D); m = UInt(Vm:M);
    when '10' esize = 32; d = UInt(Vd:D); m = UInt(Vm:M);
    when '11' esize = 64; d = UInt(D:Vd); m = UInt(M:Vm);
```

CONSTRAINED UNPREDICTABLE behavior

If `InITBlock()`, then one of the following behaviors must occur:

- The instruction is UNDEFINED.
- The instruction executes as if it passes the Condition code check.
- The instruction executes as NOP. This means it behaves as if it fails the Condition code check.

For more information about the CONSTRAINED UNPREDICTABLE behavior of this instruction, see *Architectural Constraints on UNPREDICTABLE behaviors*.

Assembler Symbols

<q>	See <i>Standard assembler syntax fields</i> .
<Sd>	Is the 32-bit name of the SIMD&FP destination register, encoded in the "Vd:D" field.
<Sm>	Is the 32-bit name of the SIMD&FP source register, encoded in the "Vm:M" field.
<Dd>	Is the 64-bit name of the SIMD&FP destination register, encoded in the "D:Vd" field.
<Dm>	Is the 64-bit name of the SIMD&FP source register, encoded in the "M:Vm" field.

Operation

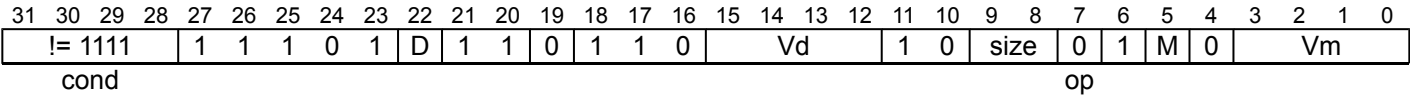
```
EncodingSpecificOperations(); CheckVFPEEnabled(TRUE);
constant FPCR_Type fpcr = EffectiveFPCR();
case esize of
    when 16
        H[d] = FPRoundInt(H[m], fpcr, rounding, exact);
    when 32
        S[d] = FPRoundInt(S[m], fpcr, rounding, exact);
    when 64
        D[d] = FPRoundInt(D[m], fpcr, rounding, exact);
```

VRINTR

Round floating-point to integer rounds a floating-point value to an integral floating-point value of the same size using the rounding mode specified in the FPSCR. A zero input gives a zero result with the same sign, an infinite input gives an infinite result with the same sign, and a NaN is propagated as for normal arithmetic.

It has encodings from the following instruction sets: A32 ( [A1](#) ) and T32 ( [T1](#) ) .

A1



Half-precision scalar (size == 01)  
(FEAT\_FP16)

```
VRINTR{<c>}{<q>}.F16 <Sd>, <Sm>
```

Single-precision scalar (size == 10)

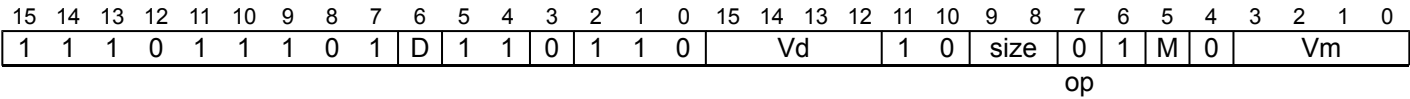
```
VRINTR{<c>}{<q>}.F32 <Sd>, <Sm>
```

Double-precision scalar (size == 11)

```
VRINTR{<c>}{<q>}.F64 <Dd>, <Dm>
```

```
if size == '00' || (size == '01' && !IsFeatureImplemented(FEAT_FP16)) then UNDEFINED;
if size == '01' && cond != '1110' then UNPREDICTABLE;
constant boolean zero_rounding = op == '1';
constant exact = FALSE;
integer esize;
integer d;
integer m;
case size of
  when '01' esize = 16; d = UInt(Vd:D); m = UInt(Vm:M);
  when '10' esize = 32; d = UInt(Vd:D); m = UInt(Vm:M);
  when '11' esize = 64; d = UInt(D:Vd); m = UInt(M:Vm);
```

T1



Half-precision scalar (size == 01)  
(FEAT\_FP16)

```
VRINTR{<c>}{<q>}.F16 <Sd>, <Sm>
```

Single-precision scalar (size == 10)

```
VRINTR{<c>}{<q>}.F32 <Sd>, <Sm>
```

Double-precision scalar (size == 11)

```
VRINTR{<c>}{<q>}.F64 <Dd>, <Dm>
```

```
if size == '00' || (size == '01' && !IsFeatureImplemented(FEAT_FP16)) then UNDEFINED;
if size == '01' && InITBlock() then UNPREDICTABLE;
constant boolean zero_rounding = op == '1';
constant exact = FALSE;
integer esize;
integer d;
integer m;
case size of
    when '01' esize = 16; d = UInt(Vd:D); m = UInt(Vm:M);
    when '10' esize = 32; d = UInt(Vd:D); m = UInt(Vm:M);
    when '11' esize = 64; d = UInt(D:Vd); m = UInt(M:Vm);
```

CONSTRAINED UNPREDICTABLE behavior

- If `InITBlock()`, then one of the following behaviors must occur:
- The instruction is UNDEFINED.
  - The instruction executes as if it passes the Condition code check.
  - The instruction executes as NOP. This means it behaves as if it fails the Condition code check.

Assembler Symbols

<c>	See <i>Standard assembler syntax fields</i> .
<q>	See <i>Standard assembler syntax fields</i> .
<Sd>	Is the 32-bit name of the SIMD&FP destination register, encoded in the "Vd:D" field.
<Sm>	Is the 32-bit name of the SIMD&FP source register, encoded in the "Vm:M" field.
<Dd>	Is the 64-bit name of the SIMD&FP destination register, encoded in the "D:Vd" field.
<Dm>	Is the 64-bit name of the SIMD&FP source register, encoded in the "M:Vm" field.

Operation

```
if ConditionPassed() then
    EncodingSpecificOperations(); CheckVFPEEnabled(TRUE);
    constant FPCR_Type fpcr = EffectiveFPCR();
    constant rounding = if zero_rounding then FPRounding_ZERO else FPRoundingMode(fpcr);
    case esize of
        when 16
            H[d] = FPRoundInt(H[m], fpcr, rounding, exact);
        when 32
            S[d] = FPRoundInt(S[m], fpcr, rounding, exact);
        when 64
            D[d] = FPRoundInt(D[m], fpcr, rounding, exact);
```

# VRINTX (Advanced SIMD)

Vector round floating-point to integer inexact rounds a vector of floating-point values to integral floating-point values of the same size, using the Round to Nearest rounding mode, and raises the Inexact exception when the result value is not numerically equal to the input value. A zero input gives a zero result with the same sign, an infinite input gives an infinite result with the same sign, and a NaN is propagated as for normal arithmetic. It has encodings from the following instruction sets: A32 ( [A1](#) ) and T32 ( [T1](#) ).

## A1

31	30	29	28	27	26	25	24	23	22	21	20	19	18	17	16	15	14	13	12	11	10	9	8	7	6	5	4	3	2	1	0
1	1	1	1	0	0	1	1	1	D	1	1	size	1	0	Vd			0	1	0	0	1	Q	M	0	Vm					

### 64-bit SIMD vector (Q == 0)

```
VRINTX{<q>}.<dt> <Dd>, <Dm>
```

### 128-bit SIMD vector (Q == 1)

```
VRINTX{<q>}.<dt> <Qd>, <Qm>
```

```
if Q == '1' && (Vd<0> == '1' || Vm<0> == '1') then UNDEFINED;
if (size == '01' && !IsFeatureImplemented(FEAT_FP16)) || size IN {'00', '11'} then UNDEFINED;
constant rounding = FPRounding\_TIEEVEN; constant exact = TRUE;
constant integer esize = 8 << UInt(size);
constant integer elements = 64 DIV esize;
constant d = UInt(D:Vd); constant m = UInt(M:Vm); constant regs = if Q == '0' then 1 else 2;
```

## T1

15	14	13	12	11	10	9	8	7	6	5	4	3	2	1	0	15	14	13	12	11	10	9	8	7	6	5	4	3	2	1	0
1	1	1	1	1	1	1	1	1	D	1	1	size	1	0		Vd				0	1	0	0	1	Q	M	0		Vm		

### 64-bit SIMD vector (Q == 0)

```
VRINTX{<q>}.<dt> <Dd>, <Dm>
```

### 128-bit SIMD vector (Q == 1)

```
VRINTX{<q>}.<dt> <Qd>, <Qm>
```

```
if Q == '1' && (Vd<0> == '1' || Vm<0> == '1') then UNDEFINED;
if (size == '01' && !IsFeatureImplemented(FEAT_FP16)) || size IN {'00', '11'} then UNDEFINED;
constant rounding = FPRounding\_TIEEVEN; constant exact = TRUE;
constant integer esize = 8 << UInt(size);
constant integer elements = 64 DIV esize;
constant d = UInt(D:Vd); constant m = UInt(M:Vm); constant regs = if Q == '0' then 1 else 2;
if InITBlock() then UNPREDICTABLE;
```

## CONSTRAINED UNPREDICTABLE behavior

- If `InITBlock()`, then one of the following behaviors must occur:
- The instruction is UNDEFINED.
  - The instruction executes as if it passes the Condition code check.
  - The instruction executes as NOP. This means it behaves as if it fails the Condition code check.

For more information about the CONSTRAINED UNPREDICTABLE behavior of this instruction, see [Architectural Constraints on UNPREDICTABLE behaviors](#).



Assembler Symbols

- <q> See *Standard assembler syntax fields*.
- <dt> Is the data type for the elements of the vectors, encoded in “size”:

size	<dt>
01	F16
10	F32

- <Qd> Is the 128-bit name of the SIMD&FP destination register, encoded in the "D:Vd" field as <Qd>\*2.
- <Qm> Is the 128-bit name of the SIMD&FP source register, encoded in the "M:Vm" field as <Qm>\*2.
- <Dd> Is the 64-bit name of the SIMD&FP destination register, encoded in the "D:Vd" field.
- <Dm> Is the 64-bit name of the SIMD&FP source register, encoded in the "M:Vm" field.

Operation

```
EncodingSpecificOperations(); CheckAdvSIMDEnabled();
constant FPCR_Type fpcr = StandardFPCR();
for r = 0 to regs-1
    for e = 0 to elements-1
        constant op1 = Elem[D[m+r],e,esize];
        constant result = FPRoundInt(op1, fpcr, rounding, exact);
        Elem[D[d+r],e,esize] = result;
```

Internal version only: isa v01\_31, pseudocode v2024-03\_rel ; Build timestamp: 2024-03-25T10:05

Copyright © 2010-2024 Arm Limited or its affiliates. All rights reserved. This document is Non-Confidential.

VRINTX (floating-point)

Round floating-point to integer inexact rounds a floating-point value to an integral floating-point value of the same size, using the rounding mode specified in the FPSCR, and raises an Inexact exception when the result value is not numerically equal to the input value. A zero input gives a zero result with the same sign, an infinite input gives an infinite result with the same sign, and a NaN is propagated as for normal arithmetic.

It has encodings from the following instruction sets: A32 ( [A1](#) ) and T32 ( [T1](#) ) .

A1

31	30	29	28	27	26	25	24	23	22	21	20	19	18	17	16	15	14	13	12	11	10	9	8	7	6	5	4	3	2	1	0
!= 1111				1	1	1	0	1	D	1	1	0	1	1	1	Vd				1	0	size	0	1	M	0	Vm				
cond																															

Half-precision scalar (size == 01)  
(FEAT\_FP16)

```
VRINTX{<c>}{<q>}.F16 <Sd>, <Sm>
```

Single-precision scalar (size == 10)

```
VRINTX{<c>}{<q>}.F32 <Sd>, <Sm>
```

Double-precision scalar (size == 11)

```
VRINTX{<c>}{<q>}.F64 <Dd>, <Dm>
```

```
if size == '00' || (size == '01' && !IsFeatureImplemented(FEAT_FP16)) then UNDEFINED;
if size == '01' && cond != '1110' then UNPREDICTABLE;
constant exact = TRUE;
integer esize;
integer d;
integer m;
case size of
  when '01' esize = 16; d = UInt(Vd:D); m = UInt(Vm:M);
  when '10' esize = 32; d = UInt(Vd:D); m = UInt(Vm:M);
  when '11' esize = 64; d = UInt(D:Vd); m = UInt(M:Vm);
```

T1

15	14	13	12	11	10	9	8	7	6	5	4	3	2	1	0	15	14	13	12	11	10	9	8	7	6	5	4	3	2	1	0
1	1	1	0	1	1	1	0	1	D	1	1	0	1	1	1	Vd				1	0	size	0	1	M	0	Vm				

## Half-precision scalar (size == 01) (FEAT\_FP16)

```
VRINTX{<c>}{<q>}.F16 <Sd>, <Sm>
```

## Single-precision scalar (size == 10)

```
VRINTX{<c>}{<q>}.F32 <Sd>, <Sm>
```

## Double-precision scalar (size == 11)

```
VRINTX{<c>}{<q>}.F64 <Dd>, <Dm>
```

```
if size == '00' || (size == '01' && !IsFeatureImplemented(FEAT_FP16)) then UNDEFINED;
if size == '01' && InITBlock() then UNPREDICTABLE;
constant exact = TRUE;
integer esize;
integer d;
integer m;
case size of
    when '01' esize = 16; d = UInt(Vd:D); m = UInt(Vm:M);
    when '10' esize = 32; d = UInt(Vd:D); m = UInt(Vm:M);
    when '11' esize = 64; d = UInt(D:Vd); m = UInt(M:Vm);
```

## CONSTRAINED UNPREDICTABLE behavior

If `InITBlock()`, then one of the following behaviors must occur:

- The instruction is UNDEFINED.
- The instruction executes as if it passes the Condition code check.
- The instruction executes as NOP. This means it behaves as if it fails the Condition code check.

## Assembler Symbols

<c>	See <i>Standard assembler syntax fields</i> .
<q>	See <i>Standard assembler syntax fields</i> .
<Sd>	Is the 32-bit name of the SIMD&FP destination register, encoded in the "Vd:D" field.
<Sm>	Is the 32-bit name of the SIMD&FP source register, encoded in the "Vm:M" field.
<Dd>	Is the 64-bit name of the SIMD&FP destination register, encoded in the "D:Vd" field.
<Dm>	Is the 64-bit name of the SIMD&FP source register, encoded in the "M:Vm" field.

## Operation

```
if ConditionPassed() then
    EncodingSpecificOperations(); CheckVFPEEnabled(TRUE);
    constant FPCR_Type fpcr = EffectiveFPCR();
    constant rounding = FPRoundingMode(fpcr);
    case esize of
        when 16
            H[d] = FPRoundInt(H[m], fpcr, rounding, exact);
        when 32
            S[d] = FPRoundInt(S[m], fpcr, rounding, exact);
        when 64
            D[d] = FPRoundInt(D[m], fpcr, rounding, exact);
```

Internal version only: isa v01\_31, pseudocode v2024-03\_rel ; Build timestamp: 2024-03-25T10:05

Copyright © 2010-2024 Arm Limited or its affiliates. All rights reserved. This document is Non-Confidential.

# VRINTZ (Advanced SIMD)

Vector round floating-point to integer towards Zero rounds a vector of floating-point values to integral floating-point values of the same size, using the Round towards Zero rounding mode. A zero input gives a zero result with the same sign, an infinite input gives an infinite result with the same sign, and a NaN is propagated as for normal arithmetic.

It has encodings from the following instruction sets: A32 ( [A1](#) ) and T32 ( [T1](#) ).

## A1

31	30	29	28	27	26	25	24	23	22	21	20	19	18	17	16	15	14	13	12	11	10	9	8	7	6	5	4	3	2	1	0
1	1	1	1	0	0	1	1	1	D	1	1	size	1	0	Vd			0	1	0	1	1	Q	M	0	Vm					

### 64-bit SIMD vector (Q == 0)

```
VRINTZ{<q>}.<dt> <Dd>, <Dm>
```

### 128-bit SIMD vector (Q == 1)

```
VRINTZ{<q>}.<dt> <Qd>, <Qm>
```

```
if Q == '1' && (Vd<0> == '1' || Vm<0> == '1') then UNDEFINED;
if (size == '01' && !IsFeatureImplemented(FEAT_FP16)) || size IN {'00', '11'} then UNDEFINED;
constant rounding = FPRounding\_ZERO; constant exact = FALSE;
constant integer esize = 8 << UInt(size);
constant integer elements = 64 DIV esize;
constant d = UInt(D:Vd); constant m = UInt(M:Vm); constant regs = if Q == '0' then 1 else 2;
```

## T1

15	14	13	12	11	10	9	8	7	6	5	4	3	2	1	0	15	14	13	12	11	10	9	8	7	6	5	4	3	2	1	0
1	1	1	1	1	1	1	1	1	D	1	1	size	1	0		Vd				0	1	0	1	1	Q	M	0		Vm		

### 64-bit SIMD vector (Q == 0)

```
VRINTZ{<q>}.<dt> <Dd>, <Dm>
```

### 128-bit SIMD vector (Q == 1)

```
VRINTZ{<q>}.<dt> <Qd>, <Qm>
```

```
if Q == '1' && (Vd<0> == '1' || Vm<0> == '1') then UNDEFINED;
if (size == '01' && !IsFeatureImplemented(FEAT_FP16)) || size IN {'00', '11'} then UNDEFINED;
constant rounding = FPRounding\_ZERO; constant exact = FALSE;
constant integer esize = 8 << UInt(size);
constant integer elements = 64 DIV esize;
constant d = UInt(D:Vd); constant m = UInt(M:Vm); constant regs = if Q == '0' then 1 else 2;
if InITBlock() then UNPREDICTABLE;
```

## CONSTRAINED UNPREDICTABLE behavior

If `InITBlock()`, then one of the following behaviors must occur:

- The instruction is UNDEFINED.
- The instruction executes as if it passes the Condition code check.
- The instruction executes as NOP. This means it behaves as if it fails the Condition code check.

For more information about the CONSTRAINED UNPREDICTABLE behavior of this instruction, see [Architectural Constraints on UNPREDICTABLE behaviors](#).

Assembler Symbols

- <q> See *Standard assembler syntax fields*.
- <dt> Is the data type for the elements of the vectors, encoded in “size”:

size	<dt>
01	F16
10	F32

- <Qd> Is the 128-bit name of the SIMD&FP destination register, encoded in the "D:Vd" field as <Qd>\*2.
- <Qm> Is the 128-bit name of the SIMD&FP source register, encoded in the "M:Vm" field as <Qm>\*2.
- <Dd> Is the 64-bit name of the SIMD&FP destination register, encoded in the "D:Vd" field.
- <Dm> Is the 64-bit name of the SIMD&FP source register, encoded in the "M:Vm" field.

Operation

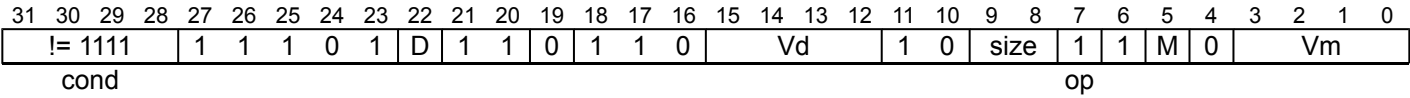
```
EncodingSpecificOperations(); CheckAdvSIMDEnabled();
constant FPCR_Type fpcr = StandardFPCR();
for r = 0 to regs-1
    for e = 0 to elements-1
        constant op1 = Elem[D[m+r],e,esize];
        constant result = FPRoundInt(op1, fpcr, rounding, exact);
        Elem[D[d+r],e,esize] = result;
```

## VRINTZ (floating-point)

Round floating-point to integer towards Zero rounds a floating-point value to an integral floating-point value of the same size, using the Round towards Zero rounding mode. A zero input gives a zero result with the same sign, an infinite input gives an infinite result with the same sign, and a NaN is propagated as for normal arithmetic.

It has encodings from the following instruction sets: A32 ( [A1](#) ) and T32 ( [T1](#) ) .

### A1



Half-precision scalar (size == 01)  
(FEAT\_FP16)

VRINTZ{<c>}{<q>}.F16 <Sd>, <Sm>

Single-precision scalar (size == 10)

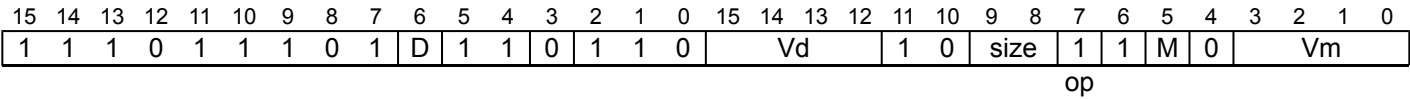
VRINTZ{<c>}{<q>}.F32 <Sd>, <Sm>

Double-precision scalar (size == 11)

VRINTZ{<c>}{<q>}.F64 <Dd>, <Dm>

```
if size == '00' || (size == '01' && !IsFeatureImplemented(FEAT_FP16)) then UNDEFINED;
if size == '01' && cond != '1110' then UNPREDICTABLE;
constant boolean zero_rounding = op == '1';
constant exact = FALSE;
integer esize;
integer d;
integer m;
case size of
  when '01' esize = 16; d = UInt(Vd:D); m = UInt(Vm:M);
  when '10' esize = 32; d = UInt(Vd:D); m = UInt(Vm:M);
  when '11' esize = 64; d = UInt(D:Vd); m = UInt(M:Vm);
```

### T1



## Half-precision scalar (size == 01) (FEAT\_FP16)

```
VRINTZ{<c>}{<q>}.F16 <Sd>, <Sm>
```

## Single-precision scalar (size == 10)

```
VRINTZ{<c>}{<q>}.F32 <Sd>, <Sm>
```

## Double-precision scalar (size == 11)

```
VRINTZ{<c>}{<q>}.F64 <Dd>, <Dm>
```

```
if size == '00' || (size == '01' && !IsFeatureImplemented(FEAT_FP16)) then UNDEFINED;
if size == '01' && InITBlock() then UNPREDICTABLE;
constant boolean zero_rounding = op == '1';
constant exact = FALSE;
integer esize;
integer d;
integer m;
case size of
    when '01' esize = 16; d = UInt(Vd:D); m = UInt(Vm:M);
    when '10' esize = 32; d = UInt(Vd:D); m = UInt(Vm:M);
    when '11' esize = 64; d = UInt(D:Vd); m = UInt(M:Vm);
```

## CONSTRAINED UNPREDICTABLE behavior

If `InITBlock()`, then one of the following behaviors must occur:

- The instruction is UNDEFINED.
- The instruction executes as if it passes the Condition code check.
- The instruction executes as NOP. This means it behaves as if it fails the Condition code check.

## Assembler Symbols

<c>	See <i>Standard assembler syntax fields</i> .
<q>	See <i>Standard assembler syntax fields</i> .
<Sd>	Is the 32-bit name of the SIMD&FP destination register, encoded in the "Vd:D" field.
<Sm>	Is the 32-bit name of the SIMD&FP source register, encoded in the "Vm:M" field.
<Dd>	Is the 64-bit name of the SIMD&FP destination register, encoded in the "D:Vd" field.
<Dm>	Is the 64-bit name of the SIMD&FP source register, encoded in the "M:Vm" field.

## Operation

```
if ConditionPassed() then
    EncodingSpecificOperations(); CheckVFPEEnabled(TRUE);
    constant FPCR_Type fpcr = EffectiveFPCR();
    constant rounding = if zero_rounding then FPRounding_ZERO else FPRoundingMode(fpcr);
    case esize of
        when 16
            H[d] = FPRoundInt(H[m], fpcr, rounding, exact);
        when 32
            S[d] = FPRoundInt(S[m], fpcr, rounding, exact);
        when 64
            D[d] = FPRoundInt(D[m], fpcr, rounding, exact);
```

VRSHL

Vector Rounding Shift Left takes each element in a vector, shifts them by a value from the least significant byte of the corresponding element of a second vector, and places the results in the destination vector. If the shift value is positive, the operation is a left shift. If the shift value is negative, it is a rounding right shift. For a truncating shift, see VSHL.

The first operand and result elements are the same data type, and can be any one of:

- 8-bit, 16-bit, 32-bit, or 64-bit signed integers.
- 8-bit, 16-bit, 32-bit, or 64-bit unsigned integers.

The second operand is always a signed integer of the same size.

Depending on settings in the CPACR, NSACR, and HCPTR registers, and the Security state and PE mode in which the instruction is executed, an attempt to execute the instruction might be UNDEFINED, or trapped to Hyp mode. For more information see Enabling Advanced SIMD and floating-point support.

It has encodings from the following instruction sets: A32 ( A1 ) and T32 ( T1 ).

A1

31	30	29	28	27	26	25	24	23	22	21	20	19	18	17	16	15	14	13	12	11	10	9	8	7	6	5	4	3	2	1	0
1	1	1	1	0	0	1	U	0	D	size					Vn				Vd			0	1	0	1	N	Q	M	0		Vm

64-bit SIMD vector (Q == 0)

```
VRSHL{<c>}{<q>}.<dt> {<Dd>}, <Dm>, <Dn>
```

128-bit SIMD vector (Q == 1)

```
VRSHL{<c>}{<q>}.<dt> {<Qd>}, <Qm>, <Qn>
```

```
if Q == '1' && (Vd<0> == '1' || Vm<0> == '1' || Vn<0> == '1') then UNDEFINED;
constant unsigned = (U == '1');
constant integer esize = 8 << UInt(size); constant elements = 64 DIV esize;
constant d = UInt(D:Vd); constant m = UInt(M:Vm); constant n = UInt(N:Vn);
constant regs = if Q == '0' then 1 else 2;
```

T1

15	14	13	12	11	10	9	8	7	6	5	4	3	2	1	0	15	14	13	12	11	10	9	8	7	6	5	4	3	2	1	0
1	1	1	U	1	1	1	1	0	D	size					Vn				Vd			0	1	0	1	N	Q	M	0		Vm

64-bit SIMD vector (Q == 0)

```
VRSHL{<c>}{<q>}.<dt> {<Dd>}, <Dm>, <Dn>
```

128-bit SIMD vector (Q == 1)

```
VRSHL{<c>}{<q>}.<dt> {<Qd>}, <Qm>, <Qn>
```

```
if Q == '1' && (Vd<0> == '1' || Vm<0> == '1' || Vn<0> == '1') then UNDEFINED;
constant unsigned = (U == '1');
constant integer esize = 8 << UInt(size); constant elements = 64 DIV esize;
constant d = UInt(D:Vd); constant m = UInt(M:Vm); constant n = UInt(N:Vn);
constant regs = if Q == '0' then 1 else 2;
```

Assembler Symbols

- <c>For encoding A1: see Standard assembler syntax fields. This encoding must be unconditional.  
For encoding T1: see Standard assembler syntax fields.
- <q>See Standard assembler syntax fields.



<dt> Is the data type for the elements of the vectors, encoded in “U:size”:

U	size	<dt>
0	00	S8
0	01	S16
0	10	S32
0	11	S64
1	00	U8
1	01	U16
1	10	U32
1	11	U64

- <Qd> Is the 128-bit name of the SIMD&FP destination register, encoded in the "D:Vd" field as <Qd>\*2.
- <Qm> Is the 128-bit name of the second SIMD&FP source register, encoded in the "M:Vm" field as <Qm>\*2.
- <Qn> Is the 128-bit name of the first SIMD&FP source register, encoded in the "N:Vn" field as <Qn>\*2.
- <Dd> Is the 64-bit name of the SIMD&FP destination register, encoded in the "D:Vd" field.
- <Dm> Is the 64-bit name of the second SIMD&FP source register, encoded in the "M:Vm" field.
- <Dn> Is the 64-bit name of the first SIMD&FP source register, encoded in the "N:Vn" field.

Operation

```
if ConditionPassed() then
    EncodingSpecificOperations(); CheckAdvSIMDEnabled();
    integer result;
    for r = 0 to regs-1
        for e = 0 to elements-1
            constant integer element = Int(Elem[D[m+r], e, esize], unsigned);
            integer shift = SInt(Elem[D[n+r], e, esize]<7:0>);
            if shift >= 0 then // left shift
                result = element << shift;
            else // rounding right shift
                shift = -shift;
                result = (element + (1 << (shift - 1))) >> shift;
            Elem[D[d+r], e, esize] = result<esize-1:0>;
```

Operational information

- If CPSR.DIT is 1 and this instruction passes its condition execution check:
- The execution time of this instruction is independent of:
    - The values of the data supplied in any of its registers.
    - The values of the NZCV flags.
  - The response of this instruction to asynchronous exceptions does not vary based on:
    - The values of the data supplied in any of its registers.
    - The values of the NZCV flags.

## VRSHR

Vector Rounding Shift Right takes each element in a vector, right shifts them by an immediate value, and places the rounded results in the destination vector. For truncated results, see [VSHR](#).

The operand and result elements must be the same size, and can be any one of:

- 8-bit, 16-bit, 32-bit, or 64-bit signed integers.
- 8-bit, 16-bit, 32-bit, or 64-bit unsigned integers.

Depending on settings in the [CPACR](#), [NSACR](#), and [HCPTR](#) registers, and the Security state and PE mode in which the instruction is executed, an attempt to execute the instruction might be UNDEFINED, or trapped to Hyp mode. For more information see [Enabling Advanced SIMD and floating-point support](#).

It has encodings from the following instruction sets: A32 ([A1](#)) and T32 ([T1](#)).

### A1

31	30	29	28	27	26	25	24	23	22	21	20	19	18	17	16	15	14	13	12	11	10	9	8	7	6	5	4	3	2	1	0
1	1	1	1	0	0	1	U	1	D	imm6						Vd				0	0	1	0	L	Q	M	1	Vm			

**64-bit SIMD vector (! (imm6 == 000xxx && L == 0) && Q == 0)**

```
VRSHR{<c>}{<q>}.<type><size> {<Dd>}, <Dm>, #<imm>
```

**128-bit SIMD vector (! (imm6 == 000xxx && L == 0) && Q == 1)**

```
VRSHR{<c>}{<q>}.<type><size> {<Qd>}, <Qm>, #<imm>
```

```
if (L:imm6) IN {'0000xxx'} then SEE "Related encodings";
if Q == '1' && (Vd<0> == '1' || Vm<0> == '1') then UNDEFINED;
constant integer esize = 8 << HighestSetBit((L:imm6)<6:3>);
constant integer elements = 64 DIV esize;
integer shift_amount;
case L:imm6 of
  when '0001xxx' shift_amount = 16 - UInt(imm6);
  when '001xxxx' shift_amount = 32 - UInt(imm6);
  when '01xxxxx' shift_amount = 64 - UInt(imm6);
  when '1xxxxxx' shift_amount = 64 - UInt(imm6);
constant unsigned = (U == '1'); constant d = UInt(D:Vd); constant m = UInt(M:Vm);
constant regs = if Q == '0' then 1 else 2;
```

### T1

15	14	13	12	11	10	9	8	7	6	5	4	3	2	1	0	15	14	13	12	11	10	9	8	7	6	5	4	3	2	1	0
1	1	1	U	1	1	1	1	1	D	imm6						Vd				0	0	1	0	L	Q	M	1	Vm			

64-bit SIMD vector (! (imm6 == 000xxx && L == 0) && Q == 0)

```
VRSHR{<c>}{<q>}.<type><size> {<Dd>,} <Dm>, #<imm>
```

128-bit SIMD vector (! (imm6 == 000xxx && L == 0) && Q == 1)

```
VRSHR{<c>}{<q>}.<type><size> {<Qd>,} <Qm>, #<imm>
```

```
if (L:imm6) IN {'0000xxx'} then SEE "Related encodings";
if Q == '1' && (Vd<0> == '1' || Vm<0> == '1') then UNDEFINED;
constant integer esize = 8 << HighestSetBit((L:imm6)<6:3>);
constant integer elements = 64 DIV esize;
integer shift_amount;
case L:imm6 of
  when '0001xxx' shift_amount = 16 - UInt(imm6);
  when '001xxxx' shift_amount = 32 - UInt(imm6);
  when '01xxxxx' shift_amount = 64 - UInt(imm6);
  when '1xxxxxx' shift_amount = 64 - UInt(imm6);
constant unsigned = (U == '1'); constant d = UInt(D:Vd); constant m = UInt(M:Vm);
constant regs = if Q == '0' then 1 else 2;
```

Related encodings: See [Advanced SIMD one register and modified immediate](#) for the T32 instruction set, or [Advanced SIMD one register and modified immediate](#) for the A32 instruction set.

Assembler Symbols

<c> For encoding A1: see [Standard assembler syntax fields](#). This encoding must be unconditional.  
For encoding T1: see [Standard assembler syntax fields](#).

<q> See [Standard assembler syntax fields](#).

<type> Is the data type for the elements of the vectors, encoded in “U”:

U	<type>
0	S
1	U

<size> Is the data size for the elements of the vectors, encoded in “L:imm6<5:3>”:

L	imm6<5:3>	<size>
0	001	8
0	01x	16
0	1xx	32
1	xxx	64

<Qd> Is the 128-bit name of the SIMD&FP destination register, encoded in the "D:Vd" field as <Qd>\*2.

<Qm> Is the 128-bit name of the SIMD&FP source register, encoded in the "M:Vm" field as <Qm>\*2.

<Dd> Is the 64-bit name of the SIMD&FP destination register, encoded in the "D:Vd" field.

<Dm> Is the 64-bit name of the SIMD&FP source register, encoded in the "M:Vm" field.

<imm> Is an immediate value, in the range 1 to <size>, encoded in the "imm6" field as <size> - <imm>.

Operation

```
if ConditionPassed() then
  EncodingSpecificOperations(); CheckAdvSIMDEnabled();
  constant boolean round = TRUE;
  for r = 0 to regs-1
    for e = 0 to elements-1
      constant result = RShr(Int(Elem[D[m+r],e,esize], unsigned), shift_amount, round);
      Elem[D[d+r],e,esize] = result<esize-1:0>;
```

## Operational information

If CPSR.DIT is 1 and this instruction passes its condition execution check:

- The execution time of this instruction is independent of:
  - The values of the data supplied in any of its registers.
  - The values of the NZCV flags.
- The response of this instruction to asynchronous exceptions does not vary based on:
  - The values of the data supplied in any of its registers.
  - The values of the NZCV flags.

Internal version only: isa v01\_31, pseudocode v2024-03\_rel ; Build timestamp: 2024-03-25T10:05

Copyright © 2010-2024 Arm Limited or its affiliates. All rights reserved. This document is Non-Confidential.

# VRSHR (zero)

Vector Rounding Shift Right copies the contents of one SIMD register to another.

This is a pseudo-instruction of [VORR \(register\)](#). This means:

- The encodings in this description are named to match the encodings of [VORR \(register\)](#).
  - The assembler syntax is used only for assembly, and is not used on disassembly.
  - The description of [VORR \(register\)](#) gives the operational pseudocode, any CONSTRAINED UNPREDICTABLE behavior, and any operational information for this instruction.
- It has encodings from the following instruction sets: A32 ( [A1](#) ) and T32 ( [T1](#) ).

## A1

31	30	29	28	27	26	25	24	23	22	21	20	19	18	17	16	15	14	13	12	11	10	9	8	7	6	5	4	3	2	1	0
1	1	1	1	0	0	1	0	0	D	1	0	Vn				Vd				0	0	0	1	N	Q	M	1	Vm			

### 64-bit SIMD vector (Q == 0)

VRSHR{<c>}{<q>}.<dt> <Dd>, <Dm>, #0

is equivalent to

VORR{<c>}{<q>}{.<dt>} <Dd>, <Dm>, <Dm>

### 128-bit SIMD vector (Q == 1)

VRSHR{<c>}{<q>}.<dt> <Qd>, <Qm>, #0

is equivalent to

VORR{<c>}{<q>}{.<dt>} <Qd>, <Qm>, <Qm>

## T1

15	14	13	12	11	10	9	8	7	6	5	4	3	2	1	0	15	14	13	12	11	10	9	8	7	6	5	4	3	2	1	0
1	1	1	0	1	1	1	1	0	D	1	0	Vn				Vd				0	0	0	1	N	Q	M	1	Vm			

### 64-bit SIMD vector (Q == 0)

VRSHR{<c>}{<q>}.<dt> <Dd>, <Dm>, #0

is equivalent to

VORR{<c>}{<q>}{.<dt>} <Dd>, <Dm>, <Dm>

### 128-bit SIMD vector (Q == 1)

VRSHR{<c>}{<q>}.<dt> <Qd>, <Qm>, #0

is equivalent to

VORR{<c>}{<q>}{.<dt>} <Qd>, <Qm>, <Qm>

## Assembler Symbols

- <c> For encoding A1: see [Standard assembler syntax fields](#). This encoding must be unconditional.  
For encoding T1: see [Standard assembler syntax fields](#).
- <q> See [Standard assembler syntax fields](#).

<dt>	Is the data type for the elements of the vectors, and must be one of: S8, S16, S32, S64, U8, U16, U32 or U64.
<Qd>	Is the 128-bit name of the SIMD&FP destination register, encoded in the "D:Vd" field as <Qd>*2.
<Qm>	Is the 128-bit name of the SIMD&FP source register, encoded in the "N:Vn" and "M:Vm" field as <Qm>*2.
<Dd>	Is the 64-bit name of the SIMD&FP destination register, encoded in the "D:Vd" field.
<Dm>	Is the 64-bit name of the SIMD&FP source register, encoded in the "N:Vn" and "M:Vm" field.

## Operation

The description of [VORR \(register\)](#) gives the operational pseudocode for this instruction.

Internal version only: isa v01\_31, pseudocode v2024-03\_rel ; Build timestamp: 2024-03-25T10:05

Copyright © 2010-2024 Arm Limited or its affiliates. All rights reserved. This document is Non-Confidential.

VRSHRN

Vector Rounding Shift Right and Narrow takes each element in a vector, right shifts them by an immediate value, and places the rounded results in the destination vector. For truncated results, see [VSHRN](#).

The operand elements can be 16-bit, 32-bit, or 64-bit integers. There is no distinction between signed and unsigned integers. The destination elements are half the size of the source elements.

Depending on settings in the [CPACR](#), [NSACR](#), and [HCPTR](#) registers, and the Security state and PE mode in which the instruction is executed, an attempt to execute the instruction might be UNDEFINED, or trapped to Hyp mode. For more information see [Enabling Advanced SIMD and floating-point support](#).

It has encodings from the following instruction sets: A32 ( [A1](#) ) and T32 ( [T1](#) ).

A1

31	30	29	28	27	26	25	24	23	22	21	20	19	18	17	16	15	14	13	12	11	10	9	8	7	6	5	4	3	2	1	0
1	1	1	1	0	0	1	0	1	D	imm6						Vd					1	0	0	0	0	1	M	1	Vm		

A1 (imm6 != 000xxx)

```
VRSHRN{<c>}{<q>}.I<size> <Dd>, <Qm>, #<imm>

if imm6 IN {'000xxx'} then SEE "Related encodings";
if Vm<0> == '1' then UNDEFINED;
constant integer esize = 8 << HighestSetBit(imm6<5:3>);
constant integer elements = 64 DIV esize;
constant integer shift_amount = (esize << 1) - UInt(imm6);
constant d = UInt(D:Vd);  constant m = UInt(M:Vm);
```

T1

15	14	13	12	11	10	9	8	7	6	5	4	3	2	1	0	15	14	13	12	11	10	9	8	7	6	5	4	3	2	1	0
1	1	1	0	1	1	1	1	1	D	imm6						Vd					1	0	0	0	0	1	M	1	Vm		

T1 (imm6 != 000xxx)

```
VRSHRN{<c>}{<q>}.I<size> <Dd>, <Qm>, #<imm>

if imm6 IN {'000xxx'} then SEE "Related encodings";
if Vm<0> == '1' then UNDEFINED;
constant integer esize = 8 << HighestSetBit(imm6<5:3>);
constant integer elements = 64 DIV esize;
constant integer shift_amount = (esize << 1) - UInt(imm6);
constant d = UInt(D:Vd);  constant m = UInt(M:Vm);
```

Related encodings: See [Advanced SIMD one register and modified immediate](#) for the T32 instruction set, or [Advanced SIMD one register and modified immediate](#) for the A32 instruction set.

Assembler Symbols

- <c>

For encoding A1: see [Standard assembler syntax fields](#). This encoding must be unconditional.  
For encoding T1: see [Standard assembler syntax fields](#).
- <q>

See [Standard assembler syntax fields](#).
- <size>

Is the data size for the elements of the vectors, encoded in “imm6<5:3>”:

imm6<5:3>	<size>
001	16
01x	32
1xx	64
- <Dd>

Is the 64-bit name of the SIMD&FP destination register, encoded in the "D:Vd" field.

<Qm> Is the 128-bit name of the SIMD&FP source register, encoded in the "M:Vm" field as <Qm>\*2.

<imm> Is an immediate value, in the range 1 to <size>/2, encoded in the "imm6" field as <size>/2 - <imm>.

## Operation

```
if ConditionPassed() then
    EncodingSpecificOperations(); CheckAdvSIMDEnabled();
    constant boolean round = TRUE;
    for e = 0 to elements-1
        constant result = RShr(UInt(Elem[Qin[m]>>1],e,2*esize)), shift_amount, round);
        Elem[D[d],e,esize] = result<esize-1:0>;
```

## Operational information

If CPSR.DIT is 1 and this instruction passes its condition execution check:

- The execution time of this instruction is independent of:
  - The values of the data supplied in any of its registers.
  - The values of the NZCV flags.
- The response of this instruction to asynchronous exceptions does not vary based on:
  - The values of the data supplied in any of its registers.
  - The values of the NZCV flags.

Internal version only: isa v01\_31, pseudocode v2024-03\_rel ; Build timestamp: 2024-03-25T10:05

Copyright © 2010-2024 Arm Limited or its affiliates. All rights reserved. This document is Non-Confidential.



VRSHRN (zero)

Vector Rounding Shift Right and Narrow takes each element in a vector, right shifts them by an immediate value, and places the rounded results in the destination vector.

This is a pseudo-instruction of [VMOVN](#). This means:

- The encodings in this description are named to match the encodings of [VMOVN](#).
  - The assembler syntax is used only for assembly, and is not used on disassembly.
  - The description of [VMOVN](#) gives the operational pseudocode, any CONSTRAINED UNPREDICTABLE behavior, and any operational information for this instruction.
- It has encodings from the following instruction sets: A32 ( [A1](#) ) and T32 ( [T1](#) ).

A1

31	30	29	28	27	26	25	24	23	22	21	20	19	18	17	16	15	14	13	12	11	10	9	8	7	6	5	4	3	2	1	0
1	1	1	1	0	0	1	1	1	D	1	1	size	1	0	Vd			0	0	1	0	0	0	M	0	Vm					

A1

VRSHRN{<c>}{<q>}.<dt> <Dd>, <Qm>, #0

is equivalent to

[VMOVN](#){<c>}{<q>}.<dt> <Dd>, <Qm>

T1

15	14	13	12	11	10	9	8	7	6	5	4	3	2	1	0	15	14	13	12	11	10	9	8	7	6	5	4	3	2	1	0
1	1	1	1	1	1	1	1	1	D	1	1	size	1	0		Vd			0	0	1	0	0	0	M	0		Vm			

T1

VRSHRN{<c>}{<q>}.<dt> <Dd>, <Qm>, #0

is equivalent to

[VMOVN](#){<c>}{<q>}.<dt> <Dd>, <Qm>

Assembler Symbols

<c> For encoding A1: see [Standard assembler syntax fields](#). This encoding must be unconditional.

<q> For encoding T1: see [Standard assembler syntax fields](#).

<dt> See [Standard assembler syntax fields](#).

<dt> Is the data type for the elements of the operand, encoded in “size”:

size	<dt>
00	I16
01	I32
10	I64
11	RESERVED

<Dd> Is the 64-bit name of the SIMD&FP destination register, encoded in the "D:Vd" field.

<Qm> Is the 128-bit name of the SIMD&FP source register, encoded in the "M:Vm" field as <Qm>\*2.

Operation

The description of [VMOVN](#) gives the operational pseudocode for this instruction.



# VRSQRTE

Vector Reciprocal Square Root Estimate finds an approximate reciprocal square root of each element in a vector, and places the results in a second vector.

The operand and result elements are the same type, and can be floating-point numbers or unsigned integers.

For details of the operation performed by this instruction see [Floating-point reciprocal estimate and step](#).

Depending on settings in the [CPACR](#), [NSACR](#), and [HCPTR](#) registers, and the Security state and PE mode in which the instruction is executed, an attempt to execute the instruction might be UNDEFINED, or trapped to Hyp mode. For more information see [Enabling Advanced SIMD and floating-point support](#).

It has encodings from the following instruction sets: A32 ( [A1](#) ) and T32 ( [T1](#) ).

## A1

31	30	29	28	27	26	25	24	23	22	21	20	19	18	17	16	15	14	13	12	11	10	9	8	7	6	5	4	3	2	1	0
1	1	1	1	0	0	1	1	1	D	1	1	size	1	1		Vd				0	1	0	F	1	Q	M	0		Vm		

### 64-bit SIMD vector (Q == 0)

```
VRSQRTE{<c>}{<q>}.<dt> <Dd>, <Dm>
```

### 128-bit SIMD vector (Q == 1)

```
VRSQRTE{<c>}{<q>}.<dt> <Qd>, <Qm>
```

```
if Q == '1' && (Vd<0> == '1' || Vm<0> == '1') then UNDEFINED;
if (size == '01' && (!IsFeatureImplemented(FEAT_FP16) || F == '0')) || size IN {'00', '11'} then
    UNDEFINED;
constant floating_point = (F == '1');
integer esize;
integer elements;
case size of
    when '01' esize = 16; elements = 4;
    when '10' esize = 32; elements = 2;
constant d = UInt(D:Vd); constant m = UInt(M:Vm); constant regs = if Q == '0' then 1 else 2;
```

## T1

15	14	13	12	11	10	9	8	7	6	5	4	3	2	1	0	15	14	13	12	11	10	9	8	7	6	5	4	3	2	1	0
1	1	1	1	1	1	1	1	1	D	1	1	size	1	1		Vd				0	1	0	F	1	Q	M	0		Vm		

### 64-bit SIMD vector (Q == 0)

```
VRSQRTE{<c>}{<q>}.<dt> <Dd>, <Dm>
```

### 128-bit SIMD vector (Q == 1)

```
VRSQRTE{<c>}{<q>}.<dt> <Qd>, <Qm>
```

```
if Q == '1' && (Vd<0> == '1' || Vm<0> == '1') then UNDEFINED;
if (size == '01' && (!IsFeatureImplemented(FEAT_FP16) || F == '0')) || size IN {'00', '11'} then
    UNDEFINED;
if size == '01' && InITBlock() then UNPREDICTABLE;
constant floating_point = (F == '1');
integer esize;
integer elements;
case size of
    when '01' esize = 16; elements = 4;
    when '10' esize = 32; elements = 2;
constant d = UInt(D:Vd); constant m = UInt(M:Vm); constant regs = if Q == '0' then 1 else 2;
```

CONSTRAINED UNPREDICTABLE behavior

If `size == '01' && InITBlock()`, then one of the following behaviors must occur:

- The instruction is UNDEFINED.
- The instruction executes as if it passes the Condition code check.
- The instruction executes as NOP. This means it behaves as if it fails the Condition code check.

Assembler Symbols

<c> For encoding A1: see [Standard assembler syntax fields](#). This encoding must be unconditional.  
For encoding T1: see [Standard assembler syntax fields](#).

<q> See [Standard assembler syntax fields](#).

<dt> Is the data type for the elements of the vectors, encoded in “F:size”:

F	size	<dt>
0	10	U32
1	01	F16
1	10	F32

<Qd> Is the 128-bit name of the SIMD&FP destination register, encoded in the "D:Vd" field as <Qd>\*2.

<Qm> Is the 128-bit name of the SIMD&FP source register, encoded in the "M:Vm" field as <Qm>\*2.

<Dd> Is the 64-bit name of the SIMD&FP destination register, encoded in the "D:Vd" field.

<Dm> Is the 64-bit name of the SIMD&FP source register, encoded in the "M:Vm" field.

Newton-Raphson iteration

For details of the operation performed and how it can be used in a Newton-Raphson iteration to calculate the reciprocal of the square root of a number, see [Floating-point reciprocal estimate and step](#).

Operation

```
if ConditionPassed() then
    EncodingSpecificOperations();
    CheckAdvSIMDEnabled();
    constant FPCR_Type fpcr = StandardFPCR();
    for r = 0 to regs-1
        for e = 0 to elements-1
            if floating_point then
                Elem[D[d+r],e,esize] = FPRSqrtEstimate(Elem[D[m+r],e,esize], fpcr);
            else
                Elem[D[d+r],e,esize] = UnsignedRSqrtEstimate(Elem[D[m+r],e,esize]);
```

## VRSQRTS

Vector Reciprocal Square Root Step multiplies the elements of one vector by the corresponding elements of another vector, subtracts each of the products from 3.0, divides these results by 2.0, and places the results into the elements of the destination vector.

The operand and result elements are floating-point numbers.

For details of the operation performed by this instruction see [Floating-point reciprocal estimate and step](#).

Depending on settings in the [CPACR](#), [NSACR](#), and [HCPTR](#) registers, and the Security state and PE mode in which the instruction is executed, an attempt to execute the instruction might be UNDEFINED, or trapped to Hyp mode. For more information see [Enabling Advanced SIMD and floating-point support](#).

It has encodings from the following instruction sets: A32 ( [A1](#) ) and T32 ( [T1](#) ).

### A1

31	30	29	28	27	26	25	24	23	22	21	20	19	18	17	16	15	14	13	12	11	10	9	8	7	6	5	4	3	2	1	0
1	1	1	1	0	0	1	0	0	D	1	sz	Vn				Vd				1	1	1	1	N	Q	M	1	Vm			

#### 64-bit SIMD vector (Q == 0)

VRSQRTS{<c>}{<q>}.<dt> {<Dd>, }<Dn>, <Dm>

#### 128-bit SIMD vector (Q == 1)

VRSQRTS{<c>}{<q>}.<dt> {<Qd>, }<Qn>, <Qm>

```
if Q == '1' && (Vd<0> == '1' || Vn<0> == '1' || Vm<0> == '1') then UNDEFINED;
if sz == '1' && !IsFeatureImplemented(FEAT_FP16) then UNDEFINED;
integer esize;
integer elements;
case sz of
    when '0' esize = 32; elements = 2;
    when '1' esize = 16; elements = 4;
constant d = UInt(D:Vd); constant n = UInt(N:Vn); constant m = UInt(M:Vm);
constant regs = if Q == '0' then 1 else 2;
```

### T1

15	14	13	12	11	10	9	8	7	6	5	4	3	2	1	0	15	14	13	12	11	10	9	8	7	6	5	4	3	2	1	0
1	1	1	0	1	1	1	1	0	D	1	sz	Vn				Vd				1	1	1	1	N	Q	M	1	Vm			

#### 64-bit SIMD vector (Q == 0)

VRSQRTS{<c>}{<q>}.<dt> {<Dd>, }<Dn>, <Dm>

#### 128-bit SIMD vector (Q == 1)

VRSQRTS{<c>}{<q>}.<dt> {<Qd>, }<Qn>, <Qm>

```
if Q == '1' && (Vd<0> == '1' || Vn<0> == '1' || Vm<0> == '1') then UNDEFINED;
if sz == '1' && !IsFeatureImplemented(FEAT_FP16) then UNDEFINED;
if sz == '1' && InITBlock() then UNPREDICTABLE;
integer esize;
integer elements;
case sz of
    when '0' esize = 32; elements = 2;
    when '1' esize = 16; elements = 4;
constant d = UInt(D:Vd); constant n = UInt(N:Vn); constant m = UInt(M:Vm);
constant regs = if Q == '0' then 1 else 2;
```

## CONSTRAINED UNPREDICTABLE behavior

If `size == '01' && InITBlock()`, then one of the following behaviors must occur:

- The instruction is UNDEFINED.
- The instruction executes as if it passes the Condition code check.
- The instruction executes as NOP. This means it behaves as if it fails the Condition code check.

### Assembler Symbols

- <c> For encoding A1: see [Standard assembler syntax fields](#). This encoding must be unconditional.  
For encoding T1: see [Standard assembler syntax fields](#).
- <q> See [Standard assembler syntax fields](#).
- <dt> Is the data type for the elements of the vectors, encoded in “sz”:

sz	<dt>
0	F32
1	F16

- <Qd> Is the 128-bit name of the SIMD&FP destination register, encoded in the "D:Vd" field as <Qd>\*2.
- <Qn> Is the 128-bit name of the first SIMD&FP source register, encoded in the "N:Vn" field as <Qn>\*2.
- <Qm> Is the 128-bit name of the second SIMD&FP source register, encoded in the "M:Vm" field as <Qm>\*2.
- <Dd> Is the 64-bit name of the SIMD&FP destination register, encoded in the "D:Vd" field.
- <Dn> Is the 64-bit name of the first SIMD&FP source register, encoded in the "N:Vn" field.
- <Dm> Is the 64-bit name of the second SIMD&FP source register, encoded in the "M:Vm" field.

Newton-Raphson iteration

For details of the operation performed and how it can be used in a Newton-Raphson iteration to calculate the reciprocal of the square root of a number, see [Floating-point reciprocal estimate and step](#).

### Operation

```

if ConditionPassed() then
    EncodingSpecificOperations(); CheckAdvSIMDEnabled();
    for r = 0 to regs-1
        for e = 0 to elements-1
            Elem[D[d+r],e,esize] = FPRSqrtStep(Elem[D[n+r],e,esize], Elem[D[m+r],e,esize]);

```

## VRSRA

Vector Rounding Shift Right and Accumulate takes each element in a vector, right shifts them by an immediate value, and accumulates the rounded results into the destination vector. For truncated results, see [VSR4](#).

The operand and result elements must all be the same type, and can be any one of:

- 8-bit, 16-bit, 32-bit, or 64-bit signed integers.
- 8-bit, 16-bit, 32-bit, or 64-bit unsigned integers.

Depending on settings in the [CPACR](#), [NSACR](#), and [HCPTR](#) registers, and the Security state and PE mode in which the instruction is executed, an attempt to execute the instruction might be UNDEFINED, or trapped to Hyp mode. For more information see [Enabling Advanced SIMD and floating-point support](#).

It has encodings from the following instruction sets: A32 ([A1](#)) and T32 ([T1](#)).

### A1

31	30	29	28	27	26	25	24	23	22	21	20	19	18	17	16	15	14	13	12	11	10	9	8	7	6	5	4	3	2	1	0
1	1	1	1	0	0	1	U	1	D	imm6						Vd				0	0	1	1	L	Q	M	1	Vm			

**64-bit SIMD vector (! (imm6 == 000xxx && L == 0) && Q == 0)**

```
VRSRA{<c>}{<q>}.<type><size> {<Dd>,} <Dm>, #<imm>
```

**128-bit SIMD vector (! (imm6 == 000xxx && L == 0) && Q == 1)**

```
VRSRA{<c>}{<q>}.<type><size> {<Qd>,} <Qm>, #<imm>
```

```
if (L:imm6) IN {'0000xxx'} then SEE "Related encodings";
if Q == '1' && (Vd<0> == '1' || Vm<0> == '1') then UNDEFINED;
integer esize;
integer elements;
integer shift_amount;
case L:imm6 of
  when '0001xxx' esize = 8; elements = 8; shift_amount = 16 - UInt(imm6);
  when '001xxxx' esize = 16; elements = 4; shift_amount = 32 - UInt(imm6);
  when '01xxxxx' esize = 32; elements = 2; shift_amount = 64 - UInt(imm6);
  when '1xxxxxx' esize = 64; elements = 1; shift_amount = 64 - UInt(imm6);
constant unsigned = (U == '1'); constant d = UInt(D:Vd); constant m = UInt(M:Vm);
constant regs = if Q == '0' then 1 else 2;
```

### T1

15	14	13	12	11	10	9	8	7	6	5	4	3	2	1	0	15	14	13	12	11	10	9	8	7	6	5	4	3	2	1	0
1	1	1	U	1	1	1	1	1	D	imm6						Vd				0	0	1	1	L	Q	M	1	Vm			

**64-bit SIMD vector (! (imm6 == 000xxx && L == 0) && Q == 0)**

```
VRSRA{<c>}{<q>}.<type><size> {<Dd>, } <Dm>, #<imm>
```

**128-bit SIMD vector (! (imm6 == 000xxx && L == 0) && Q == 1)**

```
VRSRA{<c>}{<q>}.<type><size> {<Qd>, } <Qm>, #<imm>
```

```
if (L:imm6) IN {'0000xxx'} then SEE "Related encodings";
if Q == '1' && (Vd<0> == '1' || Vm<0> == '1') then UNDEFINED;
integer esize;
integer elements;
integer shift_amount;
case L:imm6 of
  when '0001xxx' esize = 8; elements = 8; shift_amount = 16 - UInt(imm6);
  when '001xxxx' esize = 16; elements = 4; shift_amount = 32 - UInt(imm6);
  when '01xxxxx' esize = 32; elements = 2; shift_amount = 64 - UInt(imm6);
  when '1xxxxxx' esize = 64; elements = 1; shift_amount = 64 - UInt(imm6);
constant unsigned = (U == '1'); constant d = UInt(D:Vd); constant m = UInt(M:Vm);
constant regs = if Q == '0' then 1 else 2;
```

Related encodings: See [Advanced SIMD one register and modified immediate](#) for the T32 instruction set, or [Advanced SIMD one register and modified immediate](#) for the A32 instruction set.

**Assembler Symbols**

<c> For encoding A1: see [Standard assembler syntax fields](#). This encoding must be unconditional.  
For encoding T1: see [Standard assembler syntax fields](#).

<q> See [Standard assembler syntax fields](#).

<type> Is the data type for the elements of the vectors, encoded in “U”:

U	<type>
0	S
1	U

<size> Is the data size for the elements of the vectors, encoded in “L:imm6<5:3>”:

L	imm6<5:3>	<size>
0	001	8
0	01x	16
0	1xx	32
1	xxx	64

<Qd> Is the 128-bit name of the SIMD&FP destination register, encoded in the "D:Vd" field as <Qd>\*2.

<Qm> Is the 128-bit name of the SIMD&FP source register, encoded in the "M:Vm" field as <Qm>\*2.

<Dd> Is the 64-bit name of the SIMD&FP destination register, encoded in the "D:Vd" field.

<Dm> Is the 64-bit name of the SIMD&FP source register, encoded in the "M:Vm" field.

<imm> Is an immediate value, in the range 1 to <size>, encoded in the "imm6" field as <size> - <imm>.

**Operation**

```
if ConditionPassed() then
  EncodingSpecificOperations(); CheckAdvSIMDEnabled();
  constant boolean round = TRUE;
  for r = 0 to regs-1
    for e = 0 to elements-1
      constant result = RShr(Int(Elem[D[m+r],e,esize], unsigned), shift_amount, round);
      Elem[D[d+r],e,esize] = Elem[D[d+r],e,esize] + result;
```



## Operational information

If CPSR.DIT is 1 and this instruction passes its condition execution check:

- The execution time of this instruction is independent of:
  - The values of the data supplied in any of its registers.
  - The values of the NZCV flags.
- The response of this instruction to asynchronous exceptions does not vary based on:
  - The values of the data supplied in any of its registers.
  - The values of the NZCV flags.

Internal version only: isa v01\_31, pseudocode v2024-03\_rel ; Build timestamp: 2024-03-25T10:05

Copyright © 2010-2024 Arm Limited or its affiliates. All rights reserved. This document is Non-Confidential.

VRSUBHN

Vector Rounding Subtract and Narrow, returning High Half subtracts the elements of one quadword vector from the corresponding elements of another quadword vector, takes the most significant half of each result, and places the final results in a doubleword vector. The results are rounded. For truncated results, see [VSUBHN](#).

The operand elements can be 16-bit, 32-bit, or 64-bit integers. There is no distinction between signed and unsigned integers.

Depending on settings in the [CPACR](#), [NSACR](#), and [HCPTR](#) registers, and the Security state and PE mode in which the instruction is executed, an attempt to execute the instruction might be UNDEFINED, or trapped to Hyp mode. For more information see [Enabling Advanced SIMD and floating-point support](#).

It has encodings from the following instruction sets: A32 ( [A1](#) ) and T32 ( [T1](#) ).

A1

31	30	29	28	27	26	25	24	23	22	21	20	19	18	17	16	15	14	13	12	11	10	9	8	7	6	5	4	3	2	1	0
1	1	1	1	0	0	1	1	1	D	!= 11	Vn			Vd			0 1 1 0			N	0	M	0	Vm							
size																															

A1

```
VRSUBHN{<c>}{<q>}.<dt> <Dd>, <Qn>, <Qm>
```

```
if size == '11' then SEE "Related encodings";
if Vn<0> == '1' || Vm<0> == '1' then UNDEFINED;
constant integer esize = 8 << UInt(size);  constant elements = 64 DIV esize;
constant d = UInt(D:Vd);  constant n = UInt(N:Vn);  constant m = UInt(M:Vm);
```

T1

15	14	13	12	11	10	9	8	7	6	5	4	3	2	1	0	15	14	13	12	11	10	9	8	7	6	5	4	3	2	1	0
1	1	1	1	1	1	1	1	1	D	!= 11	Vn				Vd				0	1	1	0	N	0	M	0	Vm				
size																															

T1

```
VRSUBHN{<c>}{<q>}.<dt> <Dd>, <Qn>, <Qm>
```

```
if size == '11' then SEE "Related encodings";
if Vn<0> == '1' || Vm<0> == '1' then UNDEFINED;
constant integer esize = 8 << UInt(size);  constant elements = 64 DIV esize;
constant d = UInt(D:Vd);  constant n = UInt(N:Vn);  constant m = UInt(M:Vm);
```

Related encodings: See [Advanced SIMD data-processing](#) for the T32 instruction set, or [Advanced SIMD data-processing](#) for the A32 instruction set.

Assembler Symbols

- <c>

For encoding A1: see [Standard assembler syntax fields](#). This encoding must be unconditional.  
For encoding T1: see [Standard assembler syntax fields](#).
- <q>

See [Standard assembler syntax fields](#).
- <dt>

Is the data type for the elements of the operands, encoded in “size”:

size	<dt>
00	I16
01	I32
10	I64
- <Dd>

Is the 64-bit name of the SIMD&FP destination register, encoded in the "D:Vd" field.
- <Qn>

Is the 128-bit name of the first SIMD&FP source register, encoded in the "N:Vn" field as <Qn>\*2.
- <Qm>

Is the 128-bit name of the second SIMD&FP source register, encoded in the "M:Vm" field as <Qm>\*2.

## Operation

```
if ConditionPassed() then
    EncodingSpecificOperations(); CheckAdvSIMDEnabled();
    constant boolean round = TRUE;
    for e = 0 to elements-1
        constant result = (RShr(UInt(Elem[Qin[n>>1],e,2*esize] -
            Elem[Qin[m>>1],e,2*esize]), esize, round));
        Elem[D[d],e,esize] = result<esize-1:0>;
```

## Operational information

If CPSR.DIT is 1 and this instruction passes its condition execution check:

- The execution time of this instruction is independent of:
  - The values of the data supplied in any of its registers.
  - The values of the NZCV flags.
- The response of this instruction to asynchronous exceptions does not vary based on:
  - The values of the data supplied in any of its registers.
  - The values of the NZCV flags.

Internal version only: isa v01\_31, pseudocode v2024-03\_rel ; Build timestamp: 2024-03-25T10:05

Copyright © 2010-2024 Arm Limited or its affiliates. All rights reserved. This document is Non-Confidential.

VSDOT (by element)

Dot Product index form with signed integers. This instruction performs the dot product of the four 8-bit elements in each 32-bit element of the first source register with the four 8-bit elements of an indexed 32-bit element in the second source register, accumulating the result into the corresponding 32-bit element of the destination register.

In Armv8.2 and Armv8.3, this is an OPTIONAL instruction. From Armv8.4 it is mandatory for all implementations to support it.

Note

[ID\\_ISAR6](#).DP indicates whether this instruction is supported.

It has encodings from the following instruction sets: A32 ( [A1](#) ) and T32 ( [T1](#) ) .

A1  
(FEAT\_DotProd)

31	30	29	28	27	26	25	24	23	22	21	20	19	18	17	16	15	14	13	12	11	10	9	8	7	6	5	4	3	2	1	0
1	1	1	1	1	1	1	0	0	D	1	0	Vn			Vd			1 1 0			1	N	Q	M	0	Vm			U		

64-bit SIMD vector (Q == 0)

```
VSDOT{<q>}.S8 <Dd>, <Dn>, <Dm>[<index>]
```

128-bit SIMD vector (Q == 1)

```
VSDOT{<q>}.S8 <Qd>, <Qn>, <Dm>[<index>]
```

```
if !IsFeatureImplemented(FEAT_DotProd) then UNDEFINED;
if Q == '1' && (Vd<0> == '1' || Vn<0> == '1') then UNDEFINED;
constant boolean signed = (U=='0');
constant integer d = UInt(D:Vd);
constant integer n = UInt(N:Vn);
constant integer m = UInt(Vm<3:0>);
constant integer index = UInt(M);
constant integer esize = 32;
constant integer regs = if Q == '1' then 2 else 1;
```

T1  
(FEAT\_DotProd)

15	14	13	12	11	10	9	8	7	6	5	4	3	2	1	0	15	14	13	12	11	10	9	8	7	6	5	4	3	2	1	0
1	1	1	1	1	1	1	0	0	D	1	0	Vn			Vd			1	1	0	1	N	Q	M	0	Vm			U		

64-bit SIMD vector (Q == 0)

```
VSDOT{<q>}.S8 <Dd>, <Dn>, <Dm>[<index>]
```

128-bit SIMD vector (Q == 1)

```
VSDOT{<q>}.S8 <Qd>, <Qn>, <Dm>[<index>]
```

```
if InITBlock() then UNPREDICTABLE;
if !IsFeatureImplemented(FEAT_DotProd) then UNDEFINED;
if Q == '1' && (Vd<0> == '1' || Vn<0> == '1') then UNDEFINED;
constant boolean signed = (U=='0');
constant integer d = UInt(D:Vd);
constant integer n = UInt(N:Vn);
constant integer m = UInt(Vm<3:0>);
constant integer index = UInt(M);
constant integer esize = 32;
constant integer regs = if Q == '1' then 2 else 1;
```

Assembler Symbols

- <q> See *Standard assembler syntax fields*.
- <Qd> Is the 128-bit name of the SIMD&FP destination register, encoded in the "D:Vd" field as <Qd>\*2.
- <Qn> Is the 128-bit name of the first SIMD&FP source register, encoded in the "N:Vn" field as <Qn>\*2.
- <Dd> Is the 64-bit name of the SIMD&FP destination register, encoded in the "D:Vd" field.
- <Dn> Is the 64-bit name of the first SIMD&FP source register, encoded in the "N:Vn" field.
- <Dm> Is the 64-bit name of the second SIMD&FP source register, encoded in the "Vm" field.
- <index> Is the element index in the range 0 to 1, encoded in the "M" field.

Operation

```
bits(64) operand1;
constant bits(64) operand2 = D[m];
bits(64) result;
CheckAdvSIMDEnabled();
for r = 0 to regs-1
    operand1 = D[n+r];
    result = D[d+r];
    integer element1, element2;
    for e = 0 to 1
        integer res = 0;
        for i = 0 to 3
            if signed then
                element1 = SInt(Elem[operand1, 4 * e + i, esize DIV 4]);
                element2 = SInt(Elem[operand2, 4 * index + i, esize DIV 4]);
            else
                element1 = UInt(Elem[operand1, 4 * e + i, esize DIV 4]);
                element2 = UInt(Elem[operand2, 4 * index + i, esize DIV 4]);
            res = res + element1 * element2;
        Elem[result, e, esize] = Elem[result, e, esize] + res;
    D[d+r] = result;
```

VSDOT (vector)

Dot Product vector form with signed integers. This instruction performs the dot product of the four 8-bit elements in each 32-bit element of the first source register with the four 8-bit elements of the corresponding 32-bit element in the second source register, accumulating the result into the corresponding 32-bit element of the destination register.

In Armv8.2 and Armv8.3, this is an OPTIONAL instruction. From Armv8.4 it is mandatory for all implementations to support it.

Note

[ID\\_ISAR6](#).DP indicates whether this instruction is supported.

It has encodings from the following instruction sets: A32 ( [A1](#) ) and T32 ( [T1](#) ).

A1  
(FEAT\_DotProd)

31	30	29	28	27	26	25	24	23	22	21	20	19	18	17	16	15	14	13	12	11	10	9	8	7	6	5	4	3	2	1	0
1	1	1	1	1	1	0	0	0	D	1	0	Vn			Vd			1	1	0	1	N	Q	M	0	Vm					
																												U			

64-bit SIMD vector (Q == 0)

VSDOT{<q>}.S8 <Dd>, <Dn>, <Dm>

128-bit SIMD vector (Q == 1)

VSDOT{<q>}.S8 <Qd>, <Qn>, <Qm>

```
if !IsFeatureImplemented(FEAT_DotProd) then UNDEFINED;
if Q == '1' && (Vd<0> == '1' || Vn<0> == '1' || Vm<0> == '1') then UNDEFINED;
constant boolean signed = U=='0';
constant integer d = UInt(D:Vd);
constant integer n = UInt(N:Vn);
constant integer m = UInt(M:Vm);
constant integer esize = 32;
constant integer regs = if Q == '1' then 2 else 1;
```

T1  
(FEAT\_DotProd)

15	14	13	12	11	10	9	8	7	6	5	4	3	2	1	0	15	14	13	12	11	10	9	8	7	6	5	4	3	2	1	0
1	1	1	1	1	1	0	0	0	D	1	0	Vn			Vd			1	1	0	1	N	Q	M	0	Vm					
																												U			

64-bit SIMD vector (Q == 0)

VSDOT{<q>}.S8 <Dd>, <Dn>, <Dm>

128-bit SIMD vector (Q == 1)

VSDOT{<q>}.S8 <Qd>, <Qn>, <Qm>

```
if InITBlock() then UNPREDICTABLE;
if !IsFeatureImplemented(FEAT_DotProd) then UNDEFINED;
if Q == '1' && (Vd<0> == '1' || Vn<0> == '1' || Vm<0> == '1') then UNDEFINED;
constant boolean signed = U=='0';
constant integer d = UInt(D:Vd);
constant integer n = UInt(N:Vn);
constant integer m = UInt(M:Vm);
constant integer esize = 32;
constant integer regs = if Q == '1' then 2 else 1;
```

## Assembler Symbols

<q>	See <i>Standard assembler syntax fields</i> .
<Qd>	Is the 128-bit name of the SIMD&FP destination register, encoded in the "D:Vd" field as <Qd>*2.
<Qn>	Is the 128-bit name of the first SIMD&FP source register, encoded in the "N:Vn" field as <Qn>*2.
<Qm>	Is the 128-bit name of the second SIMD&FP source register, encoded in the "M:Vm" field as <Qm>*2.
<Dd>	Is the 64-bit name of the SIMD&FP destination register, encoded in the "D:Vd" field.
<Dn>	Is the 64-bit name of the first SIMD&FP source register, encoded in the "N:Vn" field.
<Dm>	Is the 64-bit name of the second SIMD&FP source register, encoded in the "M:Vm" field.

## Operation

```
bits(64) operand1;
bits(64) operand2;
bits(64) result;
CheckAdvSIMDEnabled();
for r = 0 to regs-1
    operand1 = D[n+r];
    operand2 = D[m+r];
    result = D[d+r];
    integer element1, element2;
    for e = 0 to 1
        integer res = 0;
        for i = 0 to 3
            if signed then
                element1 = SInt(Elem[operand1, 4 * e + i, esize DIV 4]);
                element2 = SInt(Elem[operand2, 4 * e + i, esize DIV 4]);
            else
                element1 = UInt(Elem[operand1, 4 * e + i, esize DIV 4]);
                element2 = UInt(Elem[operand2, 4 * e + i, esize DIV 4]);
            res = res + element1 * element2;
        Elem[result, e, esize] = Elem[result, e, esize] + res;
    D[d+r] = result;
```

Internal version only: isa v01\_31, pseudocode v2024-03\_rel ; Build timestamp: 2024-03-25T10:05

Copyright © 2010-2024 Arm Limited or its affiliates. All rights reserved. This document is Non-Confidential.

VSELEQ, VSELGE, VSELGT, VSELVS

Floating-point conditional select allows the destination register to take the value in either one or the other source register according to the condition codes in the APSR.

It has encodings from the following instruction sets: A32 ( A1 ) and T32 ( T1 ) .

A1

31	30	29	28	27	26	25	24	23	22	21	20	19	18	17	16	15	14	13	12	11	10	9	8	7	6	5	4	3	2	1	0
1	1	1	1	1	1	1	0	0	D	cc		Vn				Vd				1	0	!= 00		N	0	M	0	Vm			
size																															



**Equal, half-precision scalar (cc == 00 && size == 01)**  
(FEAT\_FP16)

VSELEQ.F16 <Sd>, <Sn>, <Sm> // (Cannot be conditional)

**Equal, single-precision scalar (cc == 00 && size == 10)**

VSELEQ.F32 <Sd>, <Sn>, <Sm> // (Cannot be conditional)

**Equal, double-precision scalar (cc == 00 && size == 11)**

VSELEQ.F64 <Dd>, <Dn>, <Dm> // (Cannot be conditional)

**Greater than or Equal, half-precision scalar (cc == 10 && size == 01)**  
(FEAT\_FP16)

VSELGE.F16 <Sd>, <Sn>, <Sm> // (Cannot be conditional)

**Greater than or Equal, single-precision scalar (cc == 10 && size == 10)**

VSELGE.F32 <Sd>, <Sn>, <Sm> // (Cannot be conditional)

**Greater than or Equal, double-precision scalar (cc == 10 && size == 11)**

VSELGE.F64 <Dd>, <Dn>, <Dm> // (Cannot be conditional)

**Greater than, half-precision scalar (cc == 11 && size == 01)**  
(FEAT\_FP16)

VSELGT.F16 <Sd>, <Sn>, <Sm> // (Cannot be conditional)

**Greater than, single-precision scalar (cc == 11 && size == 10)**

VSELGT.F32 <Sd>, <Sn>, <Sm> // (Cannot be conditional)

**Greater than, double-precision scalar (cc == 11 && size == 11)**

VSELGT.F64 <Dd>, <Dn>, <Dm> // (Cannot be conditional)

**Unordered, half-precision scalar (cc == 01 && size == 01)**  
(FEAT\_FP16)

VSELVS.F16 <Sd>, <Sn>, <Sm> // (Cannot be conditional)

**Unordered, single-precision scalar (cc == 01 && size == 10)**

VSELVS.F32 <Sd>, <Sn>, <Sm> // (Cannot be conditional)

**Unordered, double-precision scalar (cc == 01 && size == 11)**

VSELVS.F64 <Dd>, <Dn>, <Dm> // (Cannot be conditional)

```
if size == '00' || (size == '01' && !IsFeatureImplemented(FEAT_FP16)) then UNDEFINED;
integer esize;
integer d;
integer n;
integer m;
case size of
  when '01' esize = 16; d = UInt(Vd:D); n = UInt(Vn:N); m = UInt(Vm:M);
  when '10' esize = 32; d = UInt(Vd:D); n = UInt(Vn:N); m = UInt(Vm:M);
  when '11' esize = 64; d = UInt(D:Vd); n = UInt(N:Vn); m = UInt(M:Vm);
cond = cc:(cc<1> EOR cc<0>):'0';
```

T1

15	14	13	12	11	10	9	8	7	6	5	4	3	2	1	0	15	14	13	12	11	10	9	8	7	6	5	4	3	2	1	0
1	1	1	1	1	1	1	0	0	D	cc	Vn				Vd				1	0	!= 00	N	0	M	0	Vm					
size																															

**Equal, half-precision scalar (cc == 00 && size == 01)**  
(FEAT\_FP16)

VSELEQ.F16 <Sd>, <Sn>, <Sm> // (Not permitted in IT block)

**Equal, single-precision scalar (cc == 00 && size == 10)**

VSELEQ.F32 <Sd>, <Sn>, <Sm> // (Not permitted in IT block)

**Equal, double-precision scalar (cc == 00 && size == 11)**

VSELEQ.F64 <Dd>, <Dn>, <Dm> // (Not permitted in IT block)

**Greater than or Equal, half-precision scalar (cc == 10 && size == 01)**  
(FEAT\_FP16)

VSELGE.F16 <Sd>, <Sn>, <Sm> // (Not permitted in IT block)

**Greater than or Equal, single-precision scalar (cc == 10 && size == 10)**

VSELGE.F32 <Sd>, <Sn>, <Sm> // (Not permitted in IT block)

**Greater than or Equal, double-precision scalar (cc == 10 && size == 11)**

VSELGE.F64 <Dd>, <Dn>, <Dm> // (Not permitted in IT block)

**Greater than, half-precision scalar (cc == 11 && size == 01)**  
(FEAT\_FP16)

VSELGT.F16 <Sd>, <Sn>, <Sm> // (Not permitted in IT block)

**Greater than, single-precision scalar (cc == 11 && size == 10)**

VSELGT.F32 <Sd>, <Sn>, <Sm> // (Not permitted in IT block)

**Greater than, double-precision scalar (cc == 11 && size == 11)**

VSELGT.F64 <Dd>, <Dn>, <Dm> // (Not permitted in IT block)

**Unordered, half-precision scalar (cc == 01 && size == 01)**  
(FEAT\_FP16)

VSELVS.F16 <Sd>, <Sn>, <Sm> // (Not permitted in IT block)

**Unordered, single-precision scalar (cc == 01 && size == 10)**

VSELVS.F32 <Sd>, <Sn>, <Sm> // (Not permitted in IT block)

**Unordered, double-precision scalar (cc == 01 && size == 11)**

VSELVS.F64 <Dd>, <Dn>, <Dm> // (Not permitted in IT block)

```

if InITBlock() then UNPREDICTABLE;
if size == '00' || (size == '01' && !IsFeatureImplemented(FEAT_FP16)) then UNDEFINED;
integer esize;
integer d;
integer n;
integer m;
case size of
  when '01' esize = 16; d = UInt(Vd:D); n = UInt(Vn:N); m = UInt(Vm:M);
  when '10' esize = 32; d = UInt(Vd:D); n = UInt(Vn:N); m = UInt(Vm:M);
  when '11' esize = 64; d = UInt(D:Vd); n = UInt(N:Vn); m = UInt(M:Vm);
cond = cc:(cc<1> EOR cc<0>):'0';

```

## CONSTRAINED UNPREDICTABLE behavior

If [InITBlock\(\)](#), then one of the following behaviors must occur:

- The instruction is UNDEFINED.
- The instruction executes as if it passes the Condition code check.
- The instruction executes as NOP. This means it behaves as if it fails the Condition code check.

## Assembler Symbols

<Dd>	Is the 64-bit name of the SIMD&FP destination register, encoded in the "D:Vd" field.
<Dn>	Is the 64-bit name of the first SIMD&FP source register, encoded in the "N:Vn" field.
<Dm>	Is the 64-bit name of the second SIMD&FP source register, encoded in the "M:Vm" field.
<Sd>	Is the 32-bit name of the SIMD&FP destination register, encoded in the "Vd:D" field.
<Sn>	Is the 32-bit name of the first SIMD&FP source register, encoded in the "Vn:N" field.
<Sm>	Is the 32-bit name of the second SIMD&FP source register, encoded in the "Vm:M" field.

## Operation

```

EncodingSpecificOperations(); CheckVFPEEnabled(TRUE);
case esize of
  when 16
    H[d] = if ConditionHolds(cond) then H[n] else H[m];
  when 32
    S[d] = if ConditionHolds(cond) then S[n] else S[m];
  when 64
    D[d] = if ConditionHolds(cond) then D[n] else D[m];

```

Internal version only: isa v01\_31, pseudocode v2024-03\_rel; Build timestamp: 2024-03-25T10:05

Copyright © 2010-2024 Arm Limited or its affiliates. All rights reserved. This document is Non-Confidential.

## VSHL (immediate)

Vector Shift Left (immediate) takes each element in a vector of integers, left shifts them by an immediate value, and places the results in the destination vector.

Bits shifted out of the left of each element are lost.

The elements must all be the same size, and can be 8-bit, 16-bit, 32-bit, or 64-bit integers. There is no distinction between signed and unsigned integers.

Depending on settings in the [CPACR](#), [NSACR](#), and [HCPTR](#) registers, and the Security state and PE mode in which the instruction is executed, an attempt to execute the instruction might be UNDEFINED, or trapped to Hyp mode. For more information see [Enabling Advanced SIMD and floating-point support](#).

It has encodings from the following instruction sets: A32 ([A1](#)) and T32 ([T1](#)).

### A1

31	30	29	28	27	26	25	24	23	22	21	20	19	18	17	16	15	14	13	12	11	10	9	8	7	6	5	4	3	2	1	0
1	1	1	1	0	0	1	0	1	D	imm6						Vd				0	1	0	1	L	Q	M	1	Vm			

#### 64-bit SIMD vector (!(imm6 == 000xxx && L == 0) && Q == 0)

```
VSHL{<c>}{<q>}.I<size> {<Dd>}, <Dm>, #<imm>
```

#### 128-bit SIMD vector (!(imm6 == 000xxx && L == 0) && Q == 1)

```
VSHL{<c>}{<q>}.I<size> {<Qd>}, <Qm>, #<imm>
```

```
if (L:imm6) IN {'0000xxx'} then SEE "Related encodings";
if Q == '1' && (Vd<0> == '1' || Vm<0> == '1') then UNDEFINED;
integer esize;
integer elements;
integer shift_amount;
case L:imm6 of
  when '0001xxx' esize = 8; elements = 8; shift_amount = UInt(imm6) - 8;
  when '001xxxx' esize = 16; elements = 4; shift_amount = UInt(imm6) - 16;
  when '01xxxxx' esize = 32; elements = 2; shift_amount = UInt(imm6) - 32;
  when '1xxxxxx' esize = 64; elements = 1; shift_amount = UInt(imm6);
constant d = UInt(D:Vd); constant m = UInt(M:Vm); constant regs = if Q == '0' then 1 else 2;
```

### T1

15	14	13	12	11	10	9	8	7	6	5	4	3	2	1	0	15	14	13	12	11	10	9	8	7	6	5	4	3	2	1	0
1	1	1	0	1	1	1	1	1	D	imm6						Vd				0	1	0	1	L	Q	M	1	Vm			

#### 64-bit SIMD vector (!(imm6 == 000xxx && L == 0) && Q == 0)

```
VSHL{<c>}{<q>}.I<size> {<Dd>}, <Dm>, #<imm>
```

#### 128-bit SIMD vector (!(imm6 == 000xxx && L == 0) && Q == 1)

```
VSHL{<c>}{<q>}.I<size> {<Qd>}, <Qm>, #<imm>
```

```
if (L:imm6) IN {'0000xxx'} then SEE "Related encodings";
if Q == '1' && (Vd<0> == '1' || Vm<0> == '1') then UNDEFINED;
integer esize;
integer elements;
integer shift_amount;
case L:imm6 of
  when '0001xxx' esize = 8; elements = 8; shift_amount = UInt(imm6) - 8;
  when '001xxxx' esize = 16; elements = 4; shift_amount = UInt(imm6) - 16;
  when '01xxxxx' esize = 32; elements = 2; shift_amount = UInt(imm6) - 32;
  when '1xxxxxx' esize = 64; elements = 1; shift_amount = UInt(imm6);
constant d = UInt(D:Vd); constant m = UInt(M:Vm); constant regs = if Q == '0' then 1 else 2;
```

Related encodings: See [Advanced SIMD one register and modified immediate](#) for the T32 instruction set, or [Advanced SIMD one register and modified immediate](#) for the A32 instruction set.

Assembler Symbols

- <c>For encoding A1: see [Standard assembler syntax fields](#). This encoding must be unconditional.  
For encoding T1: see [Standard assembler syntax fields](#).
- <q>See [Standard assembler syntax fields](#).
- <size>Is the data size for the elements of the vectors, encoded in "L:imm6<5:3>":

L	imm6<5:3>	<size>
0	001	8
0	01x	16
0	1xx	32
1	xxx	64
- <Qd>Is the 128-bit name of the SIMD&FP destination register, encoded in the "D:Vd" field as <Qd>\*2.
- <Qm>Is the 128-bit name of the SIMD&FP source register, encoded in the "M:Vm" field as <Qm>\*2.
- <Dd>Is the 64-bit name of the SIMD&FP destination register, encoded in the "D:Vd" field.
- <Dm>Is the 64-bit name of the SIMD&FP source register, encoded in the "M:Vm" field.
- <imm>Is an immediate value, in the range 0 to <size>-1, encoded in the "imm6" field.

Operation

```
if ConditionPassed() then
    EncodingSpecificOperations();
    CheckAdvSIMDEnabled();
    for r = 0 to regs-1
        for e = 0 to elements-1
            Elem[D[d+r],e,esize] = LSL(Elem[D[m+r],e,esize], shift_amount);
```

Operational information

- If CPSR.DIT is 1 and this instruction passes its condition execution check:
- The execution time of this instruction is independent of:
    - The values of the data supplied in any of its registers.
    - The values of the NZCV flags.
  - The response of this instruction to asynchronous exceptions does not vary based on:
    - The values of the data supplied in any of its registers.
    - The values of the NZCV flags.

## VSHL (register)

Vector Shift Left (register) takes each element in a vector, shifts them by a value from the least significant byte of the corresponding element of a second vector, and places the results in the destination vector. If the shift value is positive, the operation is a left shift. If the shift value is negative, it is a truncating right shift.

For a rounding shift, see [VRSHL](#).

The first operand and result elements are the same data type, and can be any one of:

- 8-bit, 16-bit, 32-bit, or 64-bit signed integers.
- 8-bit, 16-bit, 32-bit, or 64-bit unsigned integers.

The second operand is always a signed integer of the same size.

Depending on settings in the [CPACR](#), [NSACR](#), and [HCPTR](#) registers, and the Security state and PE mode in which the instruction is executed, an attempt to execute the instruction might be UNDEFINED, or trapped to Hyp mode. For more information see [Enabling Advanced SIMD and floating-point support](#).

It has encodings from the following instruction sets: A32 ([A1](#)) and T32 ([T1](#)).

### A1

31	30	29	28	27	26	25	24	23	22	21	20	19	18	17	16	15	14	13	12	11	10	9	8	7	6	5	4	3	2	1	0
1	1	1	1	0	0	1	U	0	D	size		Vn			Vd				0	1	0	0	N	Q	M	0		Vm			

#### 64-bit SIMD vector (Q == 0)

```
VSHL{<c>}{<q>}.<dt> {<Dd>, } <Dm>, <Dn>
```

#### 128-bit SIMD vector (Q == 1)

```
VSHL{<c>}{<q>}.<dt> {<Qd>, } <Qm>, <Qn>
```

```
if Q == '1' && (Vd<0> == '1' || Vm<0> == '1' || Vn<0> == '1') then UNDEFINED;
constant unsigned = (U == '1');
constant integer esize = 8 << UInt(size); constant elements = 64 DIV esize;
constant d = UInt(D:Vd); constant m = UInt(M:Vm); constant n = UInt(N:Vn);
constant regs = if Q == '0' then 1 else 2;
```

### T1

15	14	13	12	11	10	9	8	7	6	5	4	3	2	1	0	15	14	13	12	11	10	9	8	7	6	5	4	3	2	1	0
1	1	1	U	1	1	1	1	0	D	size	Vn				Vd				0	1	0	0	N	Q	M	0	Vm				

#### 64-bit SIMD vector (Q == 0)

```
VSHL{<c>}{<q>}.<dt> {<Dd>, } <Dm>, <Dn>
```

#### 128-bit SIMD vector (Q == 1)

```
VSHL{<c>}{<q>}.<dt> {<Qd>, } <Qm>, <Qn>
```

```
if Q == '1' && (Vd<0> == '1' || Vm<0> == '1' || Vn<0> == '1') then UNDEFINED;
constant unsigned = (U == '1');
constant integer esize = 8 << UInt(size); constant elements = 64 DIV esize;
constant d = UInt(D:Vd); constant m = UInt(M:Vm); constant n = UInt(N:Vn);
constant regs = if Q == '0' then 1 else 2;
```

## Assembler Symbols

- <c> For encoding A1: see [Standard assembler syntax fields](#). This encoding must be unconditional.  
For encoding T1: see [Standard assembler syntax fields](#).
- <q> See [Standard assembler syntax fields](#).

<dt> Is the data type for the elements of the vectors, encoded in “U:size”:

U	size	<dt>
0	00	S8
0	01	S16
0	10	S32
0	11	S64
1	00	U8
1	01	U16
1	10	U32
1	11	U64

- <Qd> Is the 128-bit name of the SIMD&FP destination register, encoded in the "D:Vd" field as <Qd>\*2.
- <Qm> Is the 128-bit name of the second SIMD&FP source register, encoded in the "M:Vm" field as <Qm>\*2.
- <Qn> Is the 128-bit name of the first SIMD&FP source register, encoded in the "N:Vn" field as <Qn>\*2.
- <Dd> Is the 64-bit name of the SIMD&FP destination register, encoded in the "D:Vd" field.
- <Dm> Is the 64-bit name of the second SIMD&FP source register, encoded in the "M:Vm" field.
- <Dn> Is the 64-bit name of the first SIMD&FP source register, encoded in the "N:Vn" field.

Operation

```
if ConditionPassed() then
    EncodingSpecificOperations();    CheckAdvSIMDEnabled();
    for r = 0 to regs-1
        for e = 0 to elements-1
            constant shift = SInt(Elem[D[n+r],e,esize]<7:0>);
            integer result;
            if shift >= 0 then
                result = Int(Elem[D[m+r],e,esize], unsigned) << shift;
            else
                result = Int(Elem[D[m+r],e,esize], unsigned) >> -shift;
            Elem[D[d+r],e,esize] = result<esize-1:0>;
```

Operational information

- If CPSR.DIT is 1 and this instruction passes its condition execution check:
- The execution time of this instruction is independent of:
    - The values of the data supplied in any of its registers.
    - The values of the NZCV flags.
  - The response of this instruction to asynchronous exceptions does not vary based on:
    - The values of the data supplied in any of its registers.
    - The values of the NZCV flags.



## VSHLL

Vector Shift Left Long takes each element in a doubleword vector, left shifts them by an immediate value, and places the results in a quadword vector.

The operand elements can be:

- 8-bit, 16-bit, or 32-bit signed integers.
- 8-bit, 16-bit, or 32-bit unsigned integers.
- 8-bit, 16-bit, or 32-bit untyped integers, maximum shift only.

The result elements are twice the length of the operand elements.

Depending on settings in the [CPACR](#), [NSACR](#), and [HCPTR](#) registers, and the Security state and PE mode in which the instruction is executed, an attempt to execute the instruction might be UNDEFINED, or trapped to Hyp mode. For more information see [Enabling Advanced SIMD and floating-point support](#).

It has encodings from the following instruction sets: A32 ([A1](#) and [A2](#)) and T32 ([T1](#) and [T2](#)).

### A1

31	30	29	28	27	26	25	24	23	22	21	20	19	18	17	16	15	14	13	12	11	10	9	8	7	6	5	4	3	2	1	0
1	1	1	1	0	0	1	U	1	D	imm6						Vd				1	0	1	0	0	0	M	1	Vm			

#### A1 (imm6 != 000xxx)

```
VSHLL{<c>}{<q>}.<type><size> <Qd>, <Dm>, #<imm>
```

```
if imm6 IN {'000xxx'} then SEE "Related encodings";
if imm6 IN {'001000', '010000', '100000'} then SEE "VMOVL";
if Vd<0> == '1' then UNDEFINED;
constant integer esize = 8 << HighestSetBit(imm6<5:3>);
constant integer elements = 64 DIV esize;
constant integer shift_amount = UInt(imm6) - esize;
constant unsigned = (U == '1'); constant d = UInt(D:Vd); constant m = UInt(M:Vm);
```

### A2

31	30	29	28	27	26	25	24	23	22	21	20	19	18	17	16	15	14	13	12	11	10	9	8	7	6	5	4	3	2	1	0
1	1	1	1	0	0	1	1	1	D	1	1	size	1	0	Vd				0	0	1	1	0	0	M	0	Vm				

### A2

```
VSHLL{<c>}{<q>}.<type><size> <Qd>, <Dm>, #<imm>
```

```
if size == '11' || Vd<0> == '1' then UNDEFINED;
constant integer esize = 8 << UInt(size); constant elements = 64 DIV esize;
constant shift_amount = esize;
constant unsigned = FALSE; // Or TRUE without change of functionality
constant d = UInt(D:Vd); constant m = UInt(M:Vm);
```

### T1

15	14	13	12	11	10	9	8	7	6	5	4	3	2	1	0	15	14	13	12	11	10	9	8	7	6	5	4	3	2	1	0
1	1	1	U	1	1	1	1	1	D	imm6						Vd				1	0	1	0	0	0	M	1	Vm			

#### T1 (imm6 != 000xxx)

```
VSHLL{<c>}{<q>}.<type><size> <Qd>, <Dm>, #<imm>
```

```
if imm6 IN {'000xxx'} then SEE "Related encodings";
if imm6 IN {'001000', '010000', '100000'} then SEE "VMOVL";
if Vd<0> == '1' then UNDEFINED;
constant integer esize = 8 << HighestSetBit(imm6<5:3>);
constant integer elements = 64 DIV esize;
constant integer shift_amount = UInt(imm6) - esize;
constant unsigned = (U == '1'); constant d = UInt(D:Vd); constant m = UInt(M:Vm);
```

T2

15	14	13	12	11	10	9	8	7	6	5	4	3	2	1	0	15	14	13	12	11	10	9	8	7	6	5	4	3	2	1	0
1	1	1	1	1	1	1	1	1	D	1	1	size	1	0		Vd	0	0	1	1	0	0	M	0		Vm					

T2

```
VSHLL{<c>}{<q>}.<type><size> <Qd>, <Dm>, #<imm>

if size == '11' || Vd<0> == '1' then UNDEFINED;
constant integer esize = 8 << UInt(size);  constant elements = 64 DIV esize;
constant shift_amount = esize;
constant unsigned = FALSE;  // Or TRUE without change of functionality
constant d = UInt(D:Vd);  constant m = UInt(M:Vm);
```

Related encodings: See *Advanced SIMD one register and modified immediate* for the T32 instruction set, or *Advanced SIMD one register and modified immediate* for the A32 instruction set.

Assembler Symbols

- <c> For encoding A1 and A2: see *Standard assembler syntax fields*. This encoding must be unconditional.  
For encoding T1 and T2: see *Standard assembler syntax fields*.
- <q> See *Standard assembler syntax fields*.
- <type> The data type for the elements of the operand. It must be one of:
  - S Signed. In encoding T1/A1, encoded as U = 0.
  - U Unsigned. In encoding T1/A1, encoded as U = 1.
  - I Untyped integer, Available only in encoding T2/A2.
- <size> The data size for the elements of the operand. The following table shows the permitted values and their encodings:

<size>	Encoding T1/A1	Encoding T2/A2
8	Encoded as imm6<5:3> = 0b001	Encoded as size = 0b00
16	Encoded as imm6<5:4> = 0b01	Encoded as size = 0b01
32	Encoded as imm6<5> = 1	Encoded as size = 0b10
- <Qd> Is the 128-bit name of the SIMD&FP destination register, encoded in the "D:Vd" field as <Qd>\*2.
- <Dm> Is the 64-bit name of the SIMD&FP source register, encoded in the "M:Vm" field.
- <imm> The immediate value. <imm> must lie in the range 1 to <size>, and:
  - If <size> == <imm>, the encoding is T2/A2.
  - Otherwise, the encoding is T1/A1, and:
    - If <size> == 8, <imm> is encoded in imm6<2:0>.
    - If <size> == 16, <imm> is encoded in imm6<3:0>.
    - If <size> == 32, <imm> is encoded in imm6<4:0>.

Operation

```
if ConditionPassed() then
    EncodingSpecificOperations();  CheckAdvSIMDEnabled();
    for e = 0 to elements-1
        constant result = Int(Elem[Din[m],e,esize], unsigned) << shift_amount;
        Elem[Q[d>>1],e,2*esize] = result<2*esize-1:0>;
```

Operational information

- If CPSR.DIT is 1 and this instruction passes its condition execution check:
- The execution time of this instruction is independent of:
    - The values of the data supplied in any of its registers.
    - The values of the NZCV flags.

- The response of this instruction to asynchronous exceptions does not vary based on:
  - The values of the data supplied in any of its registers.
  - The values of the NZCV flags.

Internal version only: isa v01\_31, pseudocode v2024-03\_rel ; Build timestamp: 2024-03-25T10:05

Copyright © 2010-2024 Arm Limited or its affiliates. All rights reserved. This document is Non-Confidential.

VSHR

Vector Shift Right takes each element in a vector, right shifts them by an immediate value, and places the truncated results in the destination vector. For rounded results, see [VRSHR](#).

The operand and result elements must be the same size, and can be any one of:

- 8-bit, 16-bit, 32-bit, or 64-bit signed integers.
- 8-bit, 16-bit, 32-bit, or 64-bit unsigned integers.

Depending on settings in the [CPACR](#), [NSACR](#), and [HCPTR](#) registers, and the Security state and PE mode in which the instruction is executed, an attempt to execute the instruction might be UNDEFINED, or trapped to Hyp mode. For more information see [Enabling Advanced SIMD and floating-point support](#).

It has encodings from the following instruction sets: A32 ([A1](#)) and T32 ([T1](#)).

A1

31	30	29	28	27	26	25	24	23	22	21	20	19	18	17	16	15	14	13	12	11	10	9	8	7	6	5	4	3	2	1	0
1	1	1	1	0	0	1	U	1	D	imm6						Vd				0	0	0	0	L	Q	M	1	Vm			

64-bit SIMD vector (!(imm6 == 000xxx && L == 0) && Q == 0)

```
VSHR{<c>}{<q>}.<type><size> {<Dd>,<Dm>,<#imm>
```

128-bit SIMD vector (!(imm6 == 000xxx && L == 0) && Q == 1)

```
VSHR{<c>}{<q>}.<type><size> {<Qd>,<Qm>,<#imm>
```

```
if (L:imm6) IN {'0000xxx'} then SEE "Related encodings";
if Q == '1' && (Vd<0> == '1' || Vm<0> == '1') then UNDEFINED;
constant integer esize = 8 << HighestSetBit((L:imm6)<6:3>);
constant integer elements = 64 DIV esize;
integer shift_amount;
case L:imm6 of
  when '0001xxx' shift_amount = 16 - UInt(imm6);
  when '001xxxx' shift_amount = 32 - UInt(imm6);
  when '01xxxxx' shift_amount = 64 - UInt(imm6);
  when '1xxxxxx' shift_amount = 64 - UInt(imm6);
constant unsigned = (U == '1'); constant d = UInt(D:Vd); constant m = UInt(M:Vm);
constant regs = if Q == '0' then 1 else 2;
```

T1

15	14	13	12	11	10	9	8	7	6	5	4	3	2	1	0	15	14	13	12	11	10	9	8	7	6	5	4	3	2	1	0
1	1	1	U	1	1	1	1	1	D	imm6						Vd				0	0	0	0	L	Q	M	1	Vm			

64-bit SIMD vector (! (imm6 == 000xxx && L == 0) && Q == 0)

```
VSHR{<c>}{<q>}.<type><size> {<Dd>}, <Dm>, #<imm>
```

128-bit SIMD vector (! (imm6 == 000xxx && L == 0) && Q == 1)

```
VSHR{<c>}{<q>}.<type><size> {<Qd>}, <Qm>, #<imm>
```

```
if (L:imm6) IN {'0000xxx'} then SEE "Related encodings";
if Q == '1' && (Vd<0> == '1' || Vm<0> == '1') then UNDEFINED;
constant integer esize = 8 << HighestSetBit((L:imm6)<6:3>);
constant integer elements = 64 DIV esize;
integer shift_amount;
case L:imm6 of
  when '0001xxx' shift_amount = 16 - UInt(imm6);
  when '001xxxx' shift_amount = 32 - UInt(imm6);
  when '01xxxxx' shift_amount = 64 - UInt(imm6);
  when '1xxxxxx' shift_amount = 64 - UInt(imm6);
constant unsigned = (U == '1'); constant d = UInt(D:Vd); constant m = UInt(M:Vm);
constant regs = if Q == '0' then 1 else 2;
```

Related encodings: See [Advanced SIMD one register and modified immediate](#) for the T32 instruction set, or [Advanced SIMD one register and modified immediate](#) for the A32 instruction set.

Assembler Symbols

<c> For encoding A1: see [Standard assembler syntax fields](#). This encoding must be unconditional.  
For encoding T1: see [Standard assembler syntax fields](#).

<q> See [Standard assembler syntax fields](#).

<type> Is the data type for the elements of the vectors, encoded in “U”:

U	<type>
0	S
1	U

<size> Is the data size for the elements of the vectors, encoded in “L:imm6<5:3>”:

L	imm6<5:3>	<size>
0	001	8
0	01x	16
0	1xx	32
1	xxx	64

<Qd> Is the 128-bit name of the SIMD&FP destination register, encoded in the "D:Vd" field as <Qd>\*2.

<Qm> Is the 128-bit name of the SIMD&FP source register, encoded in the "M:Vm" field as <Qm>\*2.

<Dd> Is the 64-bit name of the SIMD&FP destination register, encoded in the "D:Vd" field.

<Dm> Is the 64-bit name of the SIMD&FP source register, encoded in the "M:Vm" field.

<imm> Is an immediate value, in the range 1 to <size>, encoded in the "imm6" field as <size> - <imm>.

Operation

```
if ConditionPassed() then
  EncodingSpecificOperations(); CheckAdvSIMDEnabled();
  for r = 0 to regs-1
    for e = 0 to elements-1
      constant result = Int(Elem[D[m+r],e,esize], unsigned) >> shift_amount;
      Elem[D[d+r],e,esize] = result<esize-1:0>;
```

## Operational information

If CPSR.DIT is 1 and this instruction passes its condition execution check:

- The execution time of this instruction is independent of:
  - The values of the data supplied in any of its registers.
  - The values of the NZCV flags.
- The response of this instruction to asynchronous exceptions does not vary based on:
  - The values of the data supplied in any of its registers.
  - The values of the NZCV flags.

Internal version only: isa v01\_31, pseudocode v2024-03\_rel ; Build timestamp: 2024-03-25T10:05

Copyright © 2010-2024 Arm Limited or its affiliates. All rights reserved. This document is Non-Confidential.

# VSHR (zero)

Vector Shift Right copies the contents of one SIMD register to another.

This is a pseudo-instruction of [VORR \(register\)](#). This means:

- The encodings in this description are named to match the encodings of [VORR \(register\)](#).
  - The assembler syntax is used only for assembly, and is not used on disassembly.
  - The description of [VORR \(register\)](#) gives the operational pseudocode, any CONSTRAINED UNPREDICTABLE behavior, and any operational information for this instruction.
- It has encodings from the following instruction sets: A32 ( [A1](#) ) and T32 ( [T1](#) ).

## A1

31	30	29	28	27	26	25	24	23	22	21	20	19	18	17	16	15	14	13	12	11	10	9	8	7	6	5	4	3	2	1	0
1	1	1	1	0	0	1	0	0	D	1	0	Vn				Vd				0	0	0	1	N	Q	M	1	Vm			

### 64-bit SIMD vector (Q == 0)

VSHR{<c>}{<q>}.<dt> <Dd>, <Dm>, #0

is equivalent to

VORR{<c>}{<q>}{.<dt>} <Dd>, <Dm>, <Dm>

### 128-bit SIMD vector (Q == 1)

VSHR{<c>}{<q>}.<dt> <Qd>, <Qm>, #0

is equivalent to

VORR{<c>}{<q>}{.<dt>} <Qd>, <Qm>, <Qm>

## T1

15	14	13	12	11	10	9	8	7	6	5	4	3	2	1	0	15	14	13	12	11	10	9	8	7	6	5	4	3	2	1	0
1	1	1	0	1	1	1	1	0	D	1	0	Vn			Vd			0	0	0	1	N	Q	M	1	Vm					

### 64-bit SIMD vector (Q == 0)

VSHR{<c>}{<q>}.<dt> <Dd>, <Dm>, #0

is equivalent to

VORR{<c>}{<q>}{.<dt>} <Dd>, <Dm>, <Dm>

### 128-bit SIMD vector (Q == 1)

VSHR{<c>}{<q>}.<dt> <Qd>, <Qm>, #0

is equivalent to

VORR{<c>}{<q>}{.<dt>} <Qd>, <Qm>, <Qm>

## Assembler Symbols

- <c> For encoding A1: see [Standard assembler syntax fields](#). This encoding must be unconditional.  
For encoding T1: see [Standard assembler syntax fields](#).
- <q> See [Standard assembler syntax fields](#).

<dt>	Is the data type for the elements of the vectors, and must be one of: S8, S16, S32, S64, U8, U16, U32 or U64.
<Qd>	Is the 128-bit name of the SIMD&FP destination register, encoded in the "D:Vd" field as <Qd>*2.
<Qm>	Is the 128-bit name of the SIMD&FP source register, encoded in the "N:Vn" and "M:Vm" field as <Qm>*2.
<Dd>	Is the 64-bit name of the SIMD&FP destination register, encoded in the "D:Vd" field.
<Dm>	Is the 64-bit name of the SIMD&FP source register, encoded in the "N:Vn" and "M:Vm" field.

## Operation

The description of [VORR \(register\)](#) gives the operational pseudocode for this instruction.

Internal version only: isa v01\_31, pseudocode v2024-03\_rel ; Build timestamp: 2024-03-25T10:05

Copyright © 2010-2024 Arm Limited or its affiliates. All rights reserved. This document is Non-Confidential.



VSHRN

Vector Shift Right Narrow takes each element in a vector, right shifts them by an immediate value, and places the truncated results in the destination vector. For rounded results, see [VRSHRN](#).

The operand elements can be 16-bit, 32-bit, or 64-bit integers. There is no distinction between signed and unsigned integers. The destination elements are half the size of the source elements.

Depending on settings in the [CPACR](#), [NSACR](#), and [HCPTR](#) registers, and the Security state and PE mode in which the instruction is executed, an attempt to execute the instruction might be UNDEFINED, or trapped to Hyp mode. For more information see [Enabling Advanced SIMD and floating-point support](#).

It has encodings from the following instruction sets: A32 ([A1](#)) and T32 ([T1](#)).

A1

31	30	29	28	27	26	25	24	23	22	21	20	19	18	17	16	15	14	13	12	11	10	9	8	7	6	5	4	3	2	1	0
1	1	1	1	0	0	1	0	1	D	imm6						Vd					1	0	0	0	0	0	M	1	Vm		

A1 (imm6 != 000xxx)

```
VSHRN{<c>}{<q>}.I<size> <Dd>, <Qm>, #<imm>

if imm6 IN {'000xxx'} then SEE "Related encodings";
if Vm<0> == '1' then UNDEFINED;
constant integer esize = 8 << HighestSetBit(imm6<5:3>);
constant integer elements = 64 DIV esize;
constant integer shift_amount = (2 * esize) - UInt(imm6);
constant d = UInt(D:Vd);  constant m = UInt(M:Vm);
```

T1

15	14	13	12	11	10	9	8	7	6	5	4	3	2	1	0	15	14	13	12	11	10	9	8	7	6	5	4	3	2	1	0
1	1	1	0	1	1	1	1	1	D	imm6						Vd					1	0	0	0	0	0	M	1	Vm		

T1 (imm6 != 000xxx)

```
VSHRN{<c>}{<q>}.I<size> <Dd>, <Qm>, #<imm>

if imm6 IN {'000xxx'} then SEE "Related encodings";
if Vm<0> == '1' then UNDEFINED;
constant integer esize = 8 << HighestSetBit(imm6<5:3>);
constant integer elements = 64 DIV esize;
constant integer shift_amount = (2 * esize) - UInt(imm6);
constant d = UInt(D:Vd);  constant m = UInt(M:Vm);
```

Related encodings: See [Advanced SIMD one register and modified immediate](#) for the T32 instruction set, or [Advanced SIMD one register and modified immediate](#) for the A32 instruction set.

Assembler Symbols

- <c>

For encoding A1: see [Standard assembler syntax fields](#). This encoding must be unconditional.
- For encoding T1: see [Standard assembler syntax fields](#).
- <q>

See [Standard assembler syntax fields](#).
- <size>

Is the data size for the elements of the vectors, encoded in “imm6<5:3>”:

imm6<5:3>	<size>
001	16
01x	32
1xx	64
- <Dd>

Is the 64-bit name of the SIMD&FP destination register, encoded in the "D:Vd" field.

<Qm> Is the 128-bit name of the SIMD&FP source register, encoded in the "M:Vm" field as <Qm>\*2.

<imm> Is an immediate value, in the range 1 to <size>/2, encoded in the "imm6" field as <size>/2 - <imm>.

## Operation

```
if ConditionPassed() then
    EncodingSpecificOperations(); CheckAdvSIMDEnabled();
    for e = 0 to elements-1
        constant result = LSR(Elem[Qin[m>>1],e,2*esize], shift_amount);
        Elem[D[d],e,esize] = result<esize-1:0>;
```

Internal version only: isa v01\_31, pseudocode v2024-03\_rel ; Build timestamp: 2024-03-25T10:05

Copyright © 2010-2024 Arm Limited or its affiliates. All rights reserved. This document is Non-Confidential.

VSHRN (zero)

Vector Shift Right Narrow takes each element in a vector, right shifts them by an immediate value, and places the truncated results in the destination vector.

This is a pseudo-instruction of [VMOVN](#). This means:

- The encodings in this description are named to match the encodings of [VMOVN](#).
  - The assembler syntax is used only for assembly, and is not used on disassembly.
  - The description of [VMOVN](#) gives the operational pseudocode, any CONSTRAINED UNPREDICTABLE behavior, and any operational information for this instruction.
- It has encodings from the following instruction sets: A32 ( [A1](#) ) and T32 ( [T1](#) ).

A1

31	30	29	28	27	26	25	24	23	22	21	20	19	18	17	16	15	14	13	12	11	10	9	8	7	6	5	4	3	2	1	0
1	1	1	1	0	0	1	1	1	D	1	1	size	1	0	Vd			0	0	1	0	0	0	M	0	Vm					

A1

VSHRN{<c>}{<q>}.<dt> <Dd>, <Qm>, #0

is equivalent to

[VMOVN](#){<c>}{<q>}.<dt> <Dd>, <Qm>

T1

15	14	13	12	11	10	9	8	7	6	5	4	3	2	1	0	15	14	13	12	11	10	9	8	7	6	5	4	3	2	1	0
1	1	1	1	1	1	1	1	1	D	1	1	size	1	0		Vd			0	0	1	0	0	0	M	0		Vm			

T1

VSHRN{<c>}{<q>}.<dt> <Dd>, <Qm>, #0

is equivalent to

[VMOVN](#){<c>}{<q>}.<dt> <Dd>, <Qm>

Assembler Symbols

<c> For encoding A1: see [Standard assembler syntax fields](#). This encoding must be unconditional.

<q> For encoding T1: see [Standard assembler syntax fields](#).

<q> See [Standard assembler syntax fields](#).

<dt> Is the data type for the elements of the operand, encoded in “size”:

size	<dt>
00	I16
01	I32
10	I64
11	RESERVED

<Dd> Is the 64-bit name of the SIMD&FP destination register, encoded in the "D:Vd" field.

<Qm> Is the 128-bit name of the SIMD&FP source register, encoded in the "M:Vm" field as <Qm>\*2.

Operation

The description of [VMOVN](#) gives the operational pseudocode for this instruction.



## VSLI

Vector Shift Left and Insert takes each element in the operand vector, left shifts them by an immediate value, and inserts the results in the destination vector. Bits shifted out of the left of each element are lost.

The elements must all be the same size, and can be 8-bit, 16-bit, 32-bit, or 64-bit. There is no distinction between data types.

Depending on settings in the [CPACR](#), [NSACR](#), and [HCPTR](#) registers, and the Security state and PE mode in which the instruction is executed, an attempt to execute the instruction might be UNDEFINED, or trapped to Hyp mode. For more information see [Enabling Advanced SIMD and floating-point support](#).

It has encodings from the following instruction sets: A32 ([A1](#)) and T32 ([T1](#)).

### A1

31	30	29	28	27	26	25	24	23	22	21	20	19	18	17	16	15	14	13	12	11	10	9	8	7	6	5	4	3	2	1	0
1	1	1	1	0	0	1	1	1	D	imm6						Vd				0	1	0	1	L	Q	M	1	Vm			

#### 64-bit SIMD vector (!(imm6 == 000xxx && L == 0) && Q == 0)

```
VSLI{<c>}{<q>}.<size> {<Dd>}, {<Dm>}, #<imm>
```

#### 128-bit SIMD vector (!(imm6 == 000xxx && L == 0) && Q == 1)

```
VSLI{<c>}{<q>}.<size> {<Qd>}, {<Qm>}, #<imm>
```

```
if (L:imm6) IN {'0000xxx'} then SEE "Related encodings";
if Q == '1' && (Vd<0> == '1' || Vm<0> == '1') then UNDEFINED;
constant integer esize = 8 << HighestSetBit((L:imm6)<6:3>);
constant integer elements = 64 DIV esize;
integer shift_amount;
case L:imm6 of
  when '0001xxx' shift_amount = UInt(imm6) - 8;
  when '001xxxx' shift_amount = UInt(imm6) - 16;
  when '01xxxxx' shift_amount = UInt(imm6) - 32;
  when '1xxxxxx' shift_amount = UInt(imm6);
constant d = UInt(D:Vd); constant m = UInt(M:Vm); constant regs = if Q == '0' then 1 else 2;
```

### T1

15	14	13	12	11	10	9	8	7	6	5	4	3	2	1	0	15	14	13	12	11	10	9	8	7	6	5	4	3	2	1	0
1	1	1	1	1	1	1	1	1	D	imm6						Vd				0	1	0	1	L	Q	M	1	Vm			

#### 64-bit SIMD vector (!(imm6 == 000xxx && L == 0) && Q == 0)

```
VSLI{<c>}{<q>}.<size> {<Dd>}, {<Dm>}, #<imm>
```

#### 128-bit SIMD vector (!(imm6 == 000xxx && L == 0) && Q == 1)

```
VSLI{<c>}{<q>}.<size> {<Qd>}, {<Qm>}, #<imm>
```

```
if (L:imm6) IN {'0000xxx'} then SEE "Related encodings";
if Q == '1' && (Vd<0> == '1' || Vm<0> == '1') then UNDEFINED;
constant integer esize = 8 << HighestSetBit((L:imm6)<6:3>);
constant integer elements = 64 DIV esize;
integer shift_amount;
case L:imm6 of
  when '0001xxx' shift_amount = UInt(imm6) - 8;
  when '001xxxx' shift_amount = UInt(imm6) - 16;
  when '01xxxxx' shift_amount = UInt(imm6) - 32;
  when '1xxxxxx' shift_amount = UInt(imm6);
constant d = UInt(D:Vd); constant m = UInt(M:Vm); constant regs = if Q == '0' then 1 else 2;
```

Related encodings: See [Advanced SIMD one register and modified immediate](#) for the T32 instruction set, or [Advanced SIMD one register and modified immediate](#) for the A32 instruction set.

Assembler Symbols

- <c> For encoding A1: see [Standard assembler syntax fields](#). This encoding must be unconditional.  
For encoding T1: see [Standard assembler syntax fields](#).
- <q> See [Standard assembler syntax fields](#).
- <size> Is the data size for the elements of the vectors, encoded in "L:imm6<5:3>":

L	imm6<5:3>	<size>
0	001	8
0	01x	16
0	1xx	32
1	xxx	64

- <Qd> Is the 128-bit name of the SIMD&FP destination register, encoded in the "D:Vd" field as <Qd>\*2.
- <Qm> Is the 128-bit name of the SIMD&FP source register, encoded in the "M:Vm" field as <Qm>\*2.
- <Dd> Is the 64-bit name of the SIMD&FP destination register, encoded in the "D:Vd" field.
- <Dm> Is the 64-bit name of the SIMD&FP source register, encoded in the "M:Vm" field.
- <imm> Is an immediate value, in the range 0 to <size>-1, encoded in the "imm6" field.

Operation

```
if ConditionPassed() then
    EncodingSpecificOperations(); CheckAdvSIMDEnabled();
    constant mask = LSL(Ones(esize), shift_amount);
    for r = 0 to regs-1
        for e = 0 to elements-1
            constant shifted_op = LSL(Elem[D[m+r],e,esize], shift_amount);
            Elem[D[d+r],e,esize] = (Elem[D[d+r],e,esize] AND NOT(mask)) OR shifted_op;
```

Operational information

- If CPSR.DIT is 1 and this instruction passes its condition execution check:
- The execution time of this instruction is independent of:
    - The values of the data supplied in any of its registers.
    - The values of the NZCV flags.
  - The response of this instruction to asynchronous exceptions does not vary based on:
    - The values of the data supplied in any of its registers.
    - The values of the NZCV flags.

## VSMMLA

The widening integer matrix multiply-accumulate instruction multiplies the 2x8 matrix of signed 8-bit integer values held in the first source vector by the 8x2 matrix of signed 8-bit integer values in the second source vector. The resulting 2x2 32-bit integer matrix product is destructively added to the 32-bit integer matrix accumulator held in the destination vector. This is equivalent to performing an 8-way dot product per destination element.

From Armv8.2, this is an OPTIONAL instruction. [ID\\_ISAR6](#).I8MM indicates whether this instruction is supported in the T32 and A32 instruction sets. It has encodings from the following instruction sets: A32 ( [A1](#) ) and T32 ( [T1](#) ).

### A1

#### (FEAT\_AA32I8MM)

31	30	29	28	27	26	25	24	23	22	21	20	19	18	17	16	15	14	13	12	11	10	9	8	7	6	5	4	3	2	1	0
1	1	1	1	1	1	0	0	0	D	1	0	Vn			Vd			1			1	0	0	N	1	M	0	Vm			
B												U																			

### A1

VSMMLA{<q>}.S8 <Qd>, <Qn>, <Qm>

```
if !IsFeatureImplemented(FEAT_AA32I8MM) then UNDEFINED;
boolean op1_unsigned;
boolean op2_unsigned;
case B:U of
  when '00' op1_unsigned = FALSE; op2_unsigned = FALSE;
  when '01' op1_unsigned = TRUE;  op2_unsigned = TRUE;
  when '10' op1_unsigned = TRUE;  op2_unsigned = FALSE;
  when '11' UNDEFINED;
if Vd<0> == '1' || Vn<0> == '1' || Vm<0> == '1' then UNDEFINED;
constant integer d = UInt(D:Vd);
constant integer n = UInt(N:Vn);
constant integer m = UInt(M:Vm);
```

### T1

#### (FEAT\_AA32I8MM)

15	14	13	12	11	10	9	8	7	6	5	4	3	2	1	0	15	14	13	12	11	10	9	8	7	6	5	4	3	2	1	0
1	1	1	1	1	1	0	0	0	D	1	0	Vn			Vd			1	1	0	0	N	1	M	0	Vm					
B															U																

### T1

VSMMLA{<q>}.S8 <Qd>, <Qn>, <Qm>

```
if InITBlock() then UNPREDICTABLE;
if !IsFeatureImplemented(FEAT_AA32I8MM) then UNDEFINED;
boolean op1_unsigned;
boolean op2_unsigned;
case B:U of
  when '00' op1_unsigned = FALSE; op2_unsigned = FALSE;
  when '01' op1_unsigned = TRUE;  op2_unsigned = TRUE;
  when '10' op1_unsigned = TRUE;  op2_unsigned = FALSE;
  when '11' UNDEFINED;
if Vd<0> == '1' || Vn<0> == '1' || Vm<0> == '1' then UNDEFINED;
constant integer d = UInt(D:Vd);
constant integer n = UInt(N:Vn);
constant integer m = UInt(M:Vm);
```

## Assembler Symbols

- <q> See [Standard assembler syntax fields](#).
- <Qd> Is the 128-bit name of the SIMD&FP third source and destination register, encoded in the "D:Vd" field as <Qd>\*2.

<Qn> Is the 128-bit name of the first SIMD&FP source register, encoded in the "N:Vn" field as <Qn>\*2.

<Qm> Is the 128-bit name of the second SIMD&FP source register, encoded in the "M:Vm" field as <Qm>\*2.

## Operation

```

CheckAdvSIMDEnabled();
constant bits(128) operand1 = Q[n>>1];
constant bits(128) operand2 = Q[m>>1];
constant bits(128) addend    = Q[d>>1];

Q[d>>1] = MatMulAdd(addend, operand1, operand2, op1_unsigned, op2_unsigned);

```

Internal version only: isa v01\_31, pseudocode v2024-03\_rel ; Build timestamp: 2024-03-25T10:05

Copyright © 2010-2024 Arm Limited or its affiliates. All rights reserved. This document is Non-Confidential.



## VSQRT

Square Root calculates the square root of the value in a floating-point register and writes the result to another floating-point register.

Depending on settings in the [CPACR](#), [NSACR](#), [HCPTR](#), and [FPEXC](#) registers, and the Security state and PE mode in which the instruction is executed, an attempt to execute the instruction might be UNDEFINED, or trapped to Hyp mode. For more information see [Enabling Advanced SIMD and floating-point support](#).

It has encodings from the following instruction sets: A32 ( [A1](#) ) and T32 ( [T1](#) ).

### A1

31	30	29	28	27	26	25	24	23	22	21	20	19	18	17	16	15	14	13	12	11	10	9	8	7	6	5	4	3	2	1	0
!= 1111				1	1	1	0	1	D	1	1	0	0	0	1	Vd				1	0	size		1	1	M	0	Vm			
cond																															

#### Half-precision scalar (size == 01)

(FEAT\_FP16)

VSQRT{<c>}{<q>}.F16 <Sd>, <Sm>

#### Single-precision scalar (size == 10)

VSQRT{<c>}{<q>}.F32 <Sd>, <Sm>

#### Double-precision scalar (size == 11)

VSQRT{<c>}{<q>}.F64 <Dd>, <Dm>

```
if size == '00' || (size == '01' && !IsFeatureImplemented(FEAT_FP16)) then UNDEFINED;
if size == '01' && cond != '1110' then UNPREDICTABLE;
if FPSCR.Len != '000' || FPSCR.Stride != '00' then UNDEFINED;
integer esize;
integer d;
integer m;
case size of
    when '01' esize = 16; d = UInt(Vd:D); m = UInt(Vm:M);
    when '10' esize = 32; d = UInt(Vd:D); m = UInt(Vm:M);
    when '11' esize = 64; d = UInt(D:Vd); m = UInt(M:Vm);
```

## CONSTRAINED UNPREDICTABLE behavior

If `size == '01' && cond != '1110'`, then one of the following behaviors must occur:

- The instruction is UNDEFINED.
- The instruction executes as if it passes the Condition code check.
- The instruction executes as NOP. This means it behaves as if it fails the Condition code check.

### T1

15	14	13	12	11	10	9	8	7	6	5	4	3	2	1	0	15	14	13	12	11	10	9	8	7	6	5	4	3	2	1	0
1	1	1	0	1	1	1	0	1	D	1	1	0	0	0	1	Vd				1	0	size		1	1	M	0	Vm			

Half-precision scalar (size == 01)  
(FEAT\_FP16)

```
VSQRT{<c>}{<q>}.F16 <Sd>, <Sm>
```

Single-precision scalar (size == 10)

```
VSQRT{<c>}{<q>}.F32 <Sd>, <Sm>
```

Double-precision scalar (size == 11)

```
VSQRT{<c>}{<q>}.F64 <Dd>, <Dm>
```

```
if size == '00' || (size == '01' && !IsFeatureImplemented(FEAT_FP16)) then UNDEFINED;
if size == '01' && InITBlock() then UNPREDICTABLE;
if FPSCR.Len != '000' || FPSCR.Stride != '00' then UNDEFINED;
integer esize;
integer d;
integer m;
case size of
    when '01' esize = 16; d = UInt(Vd:D); m = UInt(Vm:M);
    when '10' esize = 32; d = UInt(Vd:D); m = UInt(Vm:M);
    when '11' esize = 64; d = UInt(D:Vd); m = UInt(M:Vm);
```

CONSTRAINED UNPREDICTABLE behavior

If `size == '01' && InITBlock()`, then one of the following behaviors must occur:

- The instruction is UNDEFINED.
- The instruction executes as if it passes the Condition code check.
- The instruction executes as NOP. This means it behaves as if it fails the Condition code check.

Assembler Symbols

<c>	See <i>Standard assembler syntax fields</i> .
<q>	See <i>Standard assembler syntax fields</i> .
<Sd>	Is the 32-bit name of the SIMD&FP destination register, encoded in the "Vd:D" field.
<Sm>	Is the 32-bit name of the SIMD&FP source register, encoded in the "Vm:M" field.
<Dd>	Is the 64-bit name of the SIMD&FP destination register, encoded in the "D:Vd" field.
<Dm>	Is the 64-bit name of the SIMD&FP source register, encoded in the "M:Vm" field.

Operation

```
if ConditionPassed() then
    EncodingSpecificOperations(); CheckVFPEEnabled(TRUE);
    constant FPCR_Type fpcr = EffectiveFPCR();
    case esize of
        when 16 H[d] = FPSqrt(H[m], fpcr);
        when 32 S[d] = FPSqrt(S[m], fpcr);
        when 64 D[d] = FPSqrt(D[m], fpcr);
```

## VSRA

Vector Shift Right and Accumulate takes each element in a vector, right shifts them by an immediate value, and accumulates the truncated results into the destination vector. For rounded results, see [VRSRA](#).

The operand and result elements must all be the same type, and can be any one of:

- 8-bit, 16-bit, 32-bit, or 64-bit signed integers.
- 8-bit, 16-bit, 32-bit, or 64-bit unsigned integers.

Depending on settings in the [CPACR](#), [NSACR](#), and [HCPTR](#) registers, and the Security state and PE mode in which the instruction is executed, an attempt to execute the instruction might be UNDEFINED, or trapped to Hyp mode. For more information see [Enabling Advanced SIMD and floating-point support](#).

It has encodings from the following instruction sets: A32 ([A1](#)) and T32 ([T1](#)).

### A1

31	30	29	28	27	26	25	24	23	22	21	20	19	18	17	16	15	14	13	12	11	10	9	8	7	6	5	4	3	2	1	0
1	1	1	1	0	0	1	U	1	D	imm6						Vd				0	0	0	1	L	Q	M	1	Vm			

#### 64-bit SIMD vector (!(imm6 == 000xxx && L == 0) && Q == 0)

```
VSRA{<c>}{<q>}.<type><size> {<Dd>,} <Dm>, #<imm>
```

#### 128-bit SIMD vector (!(imm6 == 000xxx && L == 0) && Q == 1)

```
VSRA{<c>}{<q>}.<type><size> {<Qd>,} <Qm>, #<imm>
```

```
if (L:imm6) IN {'0000xxx'} then SEE "Related encodings";
if Q == '1' && (Vd<0> == '1' || Vm<0> == '1') then UNDEFINED;
integer esize;
integer elements;
integer shift_amount;
case L:imm6 of
  when '0001xxx' esize = 8; elements = 8; shift_amount = 16 - UInt(imm6);
  when '001xxxx' esize = 16; elements = 4; shift_amount = 32 - UInt(imm6);
  when '01xxxxx' esize = 32; elements = 2; shift_amount = 64 - UInt(imm6);
  when '1xxxxxx' esize = 64; elements = 1; shift_amount = 64 - UInt(imm6);
constant unsigned = (U == '1'); constant d = UInt(D:Vd); constant m = UInt(M:Vm);
constant regs = if Q == '0' then 1 else 2;
```

### T1

15	14	13	12	11	10	9	8	7	6	5	4	3	2	1	0	15	14	13	12	11	10	9	8	7	6	5	4	3	2	1	0
1	1	1	U	1	1	1	1	1	D	imm6						Vd				0	0	0	1	L	Q	M	1	Vm			

64-bit SIMD vector (! (imm6 == 000xxx && L == 0) && Q == 0)

```
VSRA{<c>}{<q>}.<type><size> {<Dd>}, <Dm>, #<imm>
```

128-bit SIMD vector (! (imm6 == 000xxx && L == 0) && Q == 1)

```
VSRA{<c>}{<q>}.<type><size> {<Qd>}, <Qm>, #<imm>
```

```
if (L:imm6) IN {'0000xxx'} then SEE "Related encodings";
if Q == '1' && (Vd<0> == '1' || Vm<0> == '1') then UNDEFINED;
integer esize;
integer elements;
integer shift_amount;
case L:imm6 of
  when '0001xxx' esize = 8; elements = 8; shift_amount = 16 - UInt(imm6);
  when '001xxxx' esize = 16; elements = 4; shift_amount = 32 - UInt(imm6);
  when '01xxxxx' esize = 32; elements = 2; shift_amount = 64 - UInt(imm6);
  when '1xxxxxx' esize = 64; elements = 1; shift_amount = 64 - UInt(imm6);
constant unsigned = (U == '1'); constant d = UInt(D:Vd); constant m = UInt(M:Vm);
constant regs = if Q == '0' then 1 else 2;
```

Related encodings: See [Advanced SIMD one register and modified immediate](#) for the T32 instruction set, or [Advanced SIMD one register and modified immediate](#) for the A32 instruction set.

Assembler Symbols

- <c> For encoding A1: see [Standard assembler syntax fields](#). This encoding must be unconditional.  
For encoding T1: see [Standard assembler syntax fields](#).
- <q> See [Standard assembler syntax fields](#).

<type> Is the data type for the elements of the vectors, encoded in “U”:

U	<type>
0	S
1	U

<size> Is the data size for the elements of the vectors, encoded in “L:imm6<5:3>”:

L	imm6<5:3>	<size>
0	001	8
0	01x	16
0	1xx	32
1	xxx	64

- <Qd> Is the 128-bit name of the SIMD&FP destination register, encoded in the "D:Vd" field as <Qd>\*2.
- <Qm> Is the 128-bit name of the SIMD&FP source register, encoded in the "M:Vm" field as <Qm>\*2.
- <Dd> Is the 64-bit name of the SIMD&FP destination register, encoded in the "D:Vd" field.
- <Dm> Is the 64-bit name of the SIMD&FP source register, encoded in the "M:Vm" field.
- <imm> Is an immediate value, in the range 1 to <size>, encoded in the "imm6" field as <size> - <imm>.

Operation

```
if ConditionPassed() then
  EncodingSpecificOperations(); CheckAdvSIMDEnabled();
  for r = 0 to regs-1
    for e = 0 to elements-1
      constant result = Int(Elem[D[m+r],e,esize], unsigned) >> shift_amount;
      Elem[D[d+r],e,esize] = Elem[D[d+r],e,esize] + result;
```

## Operational information

If CPSR.DIT is 1 and this instruction passes its condition execution check:

- The execution time of this instruction is independent of:
  - The values of the data supplied in any of its registers.
  - The values of the NZCV flags.
- The response of this instruction to asynchronous exceptions does not vary based on:
  - The values of the data supplied in any of its registers.
  - The values of the NZCV flags.

Internal version only: isa v01\_31, pseudocode v2024-03\_rel ; Build timestamp: 2024-03-25T10:05

Copyright © 2010-2024 Arm Limited or its affiliates. All rights reserved. This document is Non-Confidential.

## VSRI

Vector Shift Right and Insert takes each element in the operand vector, right shifts them by an immediate value, and inserts the results in the destination vector. Bits shifted out of the right of each element are lost.

The elements must all be the same size, and can be 8-bit, 16-bit, 32-bit, or 64-bit. There is no distinction between data types.

Depending on settings in the [CPACR](#), [NSACR](#), and [HCPTR](#) registers, and the Security state and PE mode in which the instruction is executed, an attempt to execute the instruction might be UNDEFINED, or trapped to Hyp mode. For more information see [Enabling Advanced SIMD and floating-point support](#).

It has encodings from the following instruction sets: A32 ([A1](#)) and T32 ([T1](#)).

### A1

31	30	29	28	27	26	25	24	23	22	21	20	19	18	17	16	15	14	13	12	11	10	9	8	7	6	5	4	3	2	1	0
1	1	1	1	0	0	1	1	1	D	imm6						Vd			0	1	0	0	L	Q	M	1	Vm				

#### 64-bit SIMD vector (!(imm6 == 000xxx && L == 0) && Q == 0)

```
VSRI{<c>}{<q>}.<size> {<Dd>}, {<Dm>}, #<imm>
```

#### 128-bit SIMD vector (!(imm6 == 000xxx && L == 0) && Q == 1)

```
VSRI{<c>}{<q>}.<size> {<Qd>}, {<Qm>}, #<imm>
```

```
if (L:imm6) IN {'0000xxx'} then SEE "Related encodings";
if Q == '1' && (Vd<0> == '1' || Vm<0> == '1') then UNDEFINED;
constant integer esize = 8 << HighestSetBit((L:imm6)<6:3>);
constant integer elements = 64 DIV esize;
integer shift_amount;
case L:imm6 of
  when '0001xxx' shift_amount = 16 - UInt(imm6);
  when '001xxxx' shift_amount = 32 - UInt(imm6);
  when '01xxxxx' shift_amount = 64 - UInt(imm6);
  when '1xxxxxx' shift_amount = 64 - UInt(imm6);
constant d = UInt(D:Vd); constant m = UInt(M:Vm); constant regs = if Q == '0' then 1 else 2;
```

### T1

15	14	13	12	11	10	9	8	7	6	5	4	3	2	1	0	15	14	13	12	11	10	9	8	7	6	5	4	3	2	1	0	
1	1	1	1	1	1	1	1	1	D	imm6						Vd			0	1	0	0	L	Q	M	1	Vm					

#### 64-bit SIMD vector (!(imm6 == 000xxx && L == 0) && Q == 0)

```
VSRI{<c>}{<q>}.<size> {<Dd>}, {<Dm>}, #<imm>
```

#### 128-bit SIMD vector (!(imm6 == 000xxx && L == 0) && Q == 1)

```
VSRI{<c>}{<q>}.<size> {<Qd>}, {<Qm>}, #<imm>
```

```
if (L:imm6) IN {'0000xxx'} then SEE "Related encodings";
if Q == '1' && (Vd<0> == '1' || Vm<0> == '1') then UNDEFINED;
constant integer esize = 8 << HighestSetBit((L:imm6)<6:3>);
constant integer elements = 64 DIV esize;
integer shift_amount;
case L:imm6 of
  when '0001xxx' shift_amount = 16 - UInt(imm6);
  when '001xxxx' shift_amount = 32 - UInt(imm6);
  when '01xxxxx' shift_amount = 64 - UInt(imm6);
  when '1xxxxxx' shift_amount = 64 - UInt(imm6);
constant d = UInt(D:Vd); constant m = UInt(M:Vm); constant regs = if Q == '0' then 1 else 2;
```

Related encodings: See [Advanced SIMD one register and modified immediate](#) for the T32 instruction set, or [Advanced SIMD one register and modified immediate](#) for the A32 instruction set.

Assembler Symbols

- <c> For encoding A1: see [Standard assembler syntax fields](#). This encoding must be unconditional.  
For encoding T1: see [Standard assembler syntax fields](#).
- <q> See [Standard assembler syntax fields](#).
- <size> Is the data size for the elements of the vectors, encoded in "L:imm6<5:3>":

L	imm6<5:3>	<size>
0	001	8
0	01x	16
0	1xx	32
1	xxx	64

- <Qd> Is the 128-bit name of the SIMD&FP destination register, encoded in the "D:Vd" field as <Qd>\*2.
- <Qm> Is the 128-bit name of the SIMD&FP source register, encoded in the "M:Vm" field as <Qm>\*2.
- <Dd> Is the 64-bit name of the SIMD&FP destination register, encoded in the "D:Vd" field.
- <Dm> Is the 64-bit name of the SIMD&FP source register, encoded in the "M:Vm" field.
- <imm> Is an immediate value, in the range 1 to <size>, encoded in the "imm6" field as <size> - <imm>.

Operation

```
if ConditionPassed() then
    EncodingSpecificOperations(); CheckAdvSIMDEnabled();
    constant mask = LSR(Ones(esize), shift_amount);
    for r = 0 to regs-1
        for e = 0 to elements-1
            constant shifted_op = LSR(Elem[D[m+r],e,esize], shift_amount);
            Elem[D[d+r],e,esize] = (Elem[D[d+r],e,esize] AND NOT(mask)) OR shifted_op;
```

Operational information

- If CPSR.DIT is 1 and this instruction passes its condition execution check:
- The execution time of this instruction is independent of:
    - The values of the data supplied in any of its registers.
    - The values of the NZCV flags.
  - The response of this instruction to asynchronous exceptions does not vary based on:
    - The values of the data supplied in any of its registers.
    - The values of the NZCV flags.

## VST1 (multiple single elements)

Store multiple single elements from one, two, three, or four registers stores elements to memory from one, two, three, or four registers, without interleaving. Every element of each register is stored. For details of the addressing mode, see [Advanced SIMD addressing mode](#).

Depending on settings in the [CPACR](#), [NSACR](#), and [HCPTR](#) registers, and the Security state and PE mode in which the instruction is executed, an attempt to execute the instruction might be UNDEFINED, or trapped to Hyp mode. For more information, see [Enabling Advanced SIMD and floating-point support](#).

It has encodings from the following instruction sets: A32 ( [A1](#) , [A2](#) , [A3](#) and [A4](#) ) and T32 ( [T1](#) , [T2](#) , [T3](#) and [T4](#) ).

### A1

31	30	29	28	27	26	25	24	23	22	21	20	19	18	17	16	15	14	13	12	11	10	9	8	7	6	5	4	3	2	1	0
1	1	1	1	0	1	0	0	0	D	0	0	Rn			Vd			0			1	1	1	size	align	Rm					

#### Offset (Rm == 1111)

```
VST1{<c>}{<q>}.<size> <list>, [<Rn>{:<align>}]
```

#### Post-indexed (Rm == 1101)

```
VST1{<c>}{<q>}.<size> <list>, [<Rn>{:<align>}]!
```

#### Post-indexed (Rm != 11x1)

```
VST1{<c>}{<q>}.<size> <list>, [<Rn>{:<align>}], <Rm>
```

```
constant regs = 1; if align<1> == '1' then UNDEFINED;
constant alignment = if align == '00' then 1 else 4 << UInt(align);
constant ebytes = 1 << UInt(size); constant elements = 8 DIV ebytes;
constant d = UInt(D:Vd); constant n = UInt(Rn); constant m = UInt(Rm);
constant wback = (m != 15); constant register_index = (m != 15 && m != 13);
if n == 15 then UNPREDICTABLE;
```

### A2

31	30	29	28	27	26	25	24	23	22	21	20	19	18	17	16	15	14	13	12	11	10	9	8	7	6	5	4	3	2	1	0
1	1	1	1	0	1	0	0	0	D	0	0	Rn				Vd				1	0	1	0	size	align	Rm					

#### Offset (Rm == 1111)

```
VST1{<c>}{<q>}.<size> <list>, [<Rn>{:<align>}]
```

#### Post-indexed (Rm == 1101)

```
VST1{<c>}{<q>}.<size> <list>, [<Rn>{:<align>}]!
```

#### Post-indexed (Rm != 11x1)

```
VST1{<c>}{<q>}.<size> <list>, [<Rn>{:<align>}], <Rm>
```

```
constant regs = 2; if align == '11' then UNDEFINED;
constant alignment = if align == '00' then 1 else 4 << UInt(align);
constant ebytes = 1 << UInt(size); constant elements = 8 DIV ebytes;
constant d = UInt(D:Vd); constant n = UInt(Rn); constant m = UInt(Rm);
constant wback = (m != 15); constant register_index = (m != 15 && m != 13);
if n == 15 || d+regs > 32 then UNPREDICTABLE;
```



CONSTRAINED UNPREDICTABLE behavior

If `d+regs > 32`, then one of the following behaviors must occur:

- The instruction is UNDEFINED.
- The instruction executes as NOP.
- The memory locations specified by the instruction and the number of registers specified by the instruction become UNKNOWN. If the instruction specifies writeback, then that register becomes UNKNOWN. This behavior does not affect any other memory locations.

A3

31	30	29	28	27	26	25	24	23	22	21	20	19	18	17	16	15	14	13	12	11	10	9	8	7	6	5	4	3	2	1	0
1	1	1	1	0	1	0	0	0	D	0	0	Rn			Vd			0	1	1	0	size		align		Rm					

Offset (Rm == 1111)

```
VSTl{<c>}{<q>}.<size> <list>, [<Rn>{:<align>}]
```

Post-indexed (Rm == 1101)

```
VSTl{<c>}{<q>}.<size> <list>, [<Rn>{:<align>}]!
```

Post-indexed (Rm != 11x1)

```
VSTl{<c>}{<q>}.<size> <list>, [<Rn>{:<align>}], <Rm>
```

```
constant regs = 3;  if align<1> == '1' then UNDEFINED;
constant alignment = if align == '00' then 1 else 4 << UInt(align);
constant ebytes = 1 << UInt(size);  constant elements = 8 DIV ebytes;
constant d = UInt(D:Vd);  constant n = UInt(Rn);  constant m = UInt(Rm);
constant wback = (m != 15);  constant register_index = (m != 15 && m != 13);
if n == 15 || d+regs > 32 then UNPREDICTABLE;
```

CONSTRAINED UNPREDICTABLE behavior

If `d+regs > 32`, then one of the following behaviors must occur:

- The instruction is UNDEFINED.
- The instruction executes as NOP.
- The memory locations specified by the instruction and the number of registers specified by the instruction become UNKNOWN. If the instruction specifies writeback, then that register becomes UNKNOWN. This behavior does not affect any other memory locations.

A4

31	30	29	28	27	26	25	24	23	22	21	20	19	18	17	16	15	14	13	12	11	10	9	8	7	6	5	4	3	2	1	0
1	1	1	1	0	1	0	0	0	D	0	0	Rn			Vd			0	0	1	0	size		align		Rm					

Offset (Rm == 1111)

```
VST1{<c>}{<q>}.<size> <list>, [<Rn>{:<align>}]
```

Post-indexed (Rm == 1101)

```
VST1{<c>}{<q>}.<size> <list>, [<Rn>{:<align>}]!
```

Post-indexed (Rm != 11x1)

```
VST1{<c>}{<q>}.<size> <list>, [<Rn>{:<align>}], <Rm>
```

```
constant regs = 4;
constant alignment = if align == '00' then 1 else 4 << UInt(align);
constant ebytes = 1 << UInt(size);  constant elements = 8 DIV ebytes;
constant d = UInt(D:Vd);  constant n = UInt(Rn);  constant m = UInt(Rm);
constant wback = (m != 15);  constant register_index = (m != 15 && m != 13);
if n == 15 || d+regs > 32 then UNPREDICTABLE;
```

CONSTRAINED UNPREDICTABLE behavior

If `d+regs > 32`, then one of the following behaviors must occur:

- The instruction is UNDEFINED.
- The instruction executes as NOP.
- The memory locations specified by the instruction and the number of registers specified by the instruction become UNKNOWN. If the instruction specifies writeback, then that register becomes UNKNOWN. This behavior does not affect any other memory locations.

T1

15	14	13	12	11	10	9	8	7	6	5	4	3	2	1	0	15	14	13	12	11	10	9	8	7	6	5	4	3	2	1	0
1	1	1	1	1	0	0	1	0	D	0	0	Rn			Vd			0	1	1	1	size	align	Rm							

Offset (Rm == 1111)

```
VST1{<c>}{<q>}.<size> <list>, [<Rn>{:<align>}]
```

Post-indexed (Rm == 1101)

```
VST1{<c>}{<q>}.<size> <list>, [<Rn>{:<align>}]!
```

Post-indexed (Rm != 11x1)

```
VST1{<c>}{<q>}.<size> <list>, [<Rn>{:<align>}], <Rm>
```

```
constant regs = 1;  if align<1> == '1' then UNDEFINED;
constant alignment = if align == '00' then 1 else 4 << UInt(align);
constant ebytes = 1 << UInt(size);  constant elements = 8 DIV ebytes;
constant d = UInt(D:Vd);  constant n = UInt(Rn);  constant m = UInt(Rm);
constant wback = (m != 15);  constant register_index = (m != 15 && m != 13);
if n == 15 then UNPREDICTABLE;
```

T2

15	14	13	12	11	10	9	8	7	6	5	4	3	2	1	0	15	14	13	12	11	10	9	8	7	6	5	4	3	2	1	0
1	1	1	1	1	0	0	1	0	D	0	0	Rn				Vd				1	0	1	0	size	align	Rm					

**Offset (Rm == 1111)**

```
VST1{<c>}{<q>}.<size> <list>, [<Rn>{:<align>}]
```

**Post-indexed (Rm == 1101)**

```
VST1{<c>}{<q>}.<size> <list>, [<Rn>{:<align>}]!
```

**Post-indexed (Rm != 11x1)**

```
VST1{<c>}{<q>}.<size> <list>, [<Rn>{:<align>}], <Rm>
```

```
constant regs = 2; if align == '11' then UNDEFINED;
constant alignment = if align == '00' then 1 else 4 << UInt(align);
constant ebytes = 1 << UInt(size); constant elements = 8 DIV ebytes;
constant d = UInt(D:Vd); constant n = UInt(Rn); constant m = UInt(Rm);
constant wback = (m != 15); constant register_index = (m != 15 && m != 13);
if n == 15 || d+regs > 32 then UNPREDICTABLE;
```

**CONSTRAINED UNPREDICTABLE behavior**

If `d+regs > 32`, then one of the following behaviors must occur:

- The instruction is UNDEFINED.
- The instruction executes as NOP.
- The memory locations specified by the instruction and the number of registers specified by the instruction become UNKNOWN. If the instruction specifies writeback, then that register becomes UNKNOWN. This behavior does not affect any other memory locations.

**T3**

15	14	13	12	11	10	9	8	7	6	5	4	3	2	1	0	15	14	13	12	11	10	9	8	7	6	5	4	3	2	1	0
1	1	1	1	1	0	0	1	0	D	0	0				Rn							0	1	1	0	size	align				Rm

**Offset (Rm == 1111)**

```
VST1{<c>}{<q>}.<size> <list>, [<Rn>{:<align>}]
```

**Post-indexed (Rm == 1101)**

```
VST1{<c>}{<q>}.<size> <list>, [<Rn>{:<align>}]!
```

**Post-indexed (Rm != 11x1)**

```
VST1{<c>}{<q>}.<size> <list>, [<Rn>{:<align>}], <Rm>
```

```
constant regs = 3; if align<1> == '1' then UNDEFINED;
constant alignment = if align == '00' then 1 else 4 << UInt(align);
constant ebytes = 1 << UInt(size); constant elements = 8 DIV ebytes;
constant d = UInt(D:Vd); constant n = UInt(Rn); constant m = UInt(Rm);
constant wback = (m != 15); constant register_index = (m != 15 && m != 13);
if n == 15 || d+regs > 32 then UNPREDICTABLE;
```

**CONSTRAINED UNPREDICTABLE behavior**

If `d+regs > 32`, then one of the following behaviors must occur:

- The instruction is UNDEFINED.
- The instruction executes as NOP.
- The memory locations specified by the instruction and the number of registers specified by the instruction become UNKNOWN. If the instruction specifies writeback, then that register becomes UNKNOWN. This behavior does not affect any other memory locations.

**T4**

15	14	13	12	11	10	9	8	7	6	5	4	3	2	1	0	15	14	13	12	11	10	9	8	7	6	5	4	3	2	1	0
1	1	1	1	1	0	0	1	0	D	0	0	Rn			Vd			0	0	1	0	size		align		Rm					

Offset (Rm == 1111)

```
VST1{<c>}{<q>}.<size> <list>, [<Rn>{:<align>}]
```

Post-indexed (Rm == 1101)

```
VST1{<c>}{<q>}.<size> <list>, [<Rn>{:<align>}]!
```

Post-indexed (Rm != 11x1)

```
VST1{<c>}{<q>}.<size> <list>, [<Rn>{:<align>}], <Rm>
```

```
constant regs = 4;
constant alignment = if align == '00' then 1 else 4 << UInt(align);
constant ebytes = 1 << UInt(size);  constant elements = 8 DIV ebytes;
constant d = UInt(D:Vd);  constant n = UInt(Rn);  constant m = UInt(Rm);
constant wback = (m != 15);  constant register_index = (m != 15 && m != 13);
if n == 15 || d+regs > 32 then UNPREDICTABLE;
```

CONSTRAINED UNPREDICTABLE behavior

If `d+regs > 32`, then one of the following behaviors must occur:

- The instruction is UNDEFINED.
- The instruction executes as NOP.
- The memory locations specified by the instruction and the number of registers specified by the instruction become UNKNOWN. If the instruction specifies writeback, then that register becomes UNKNOWN. This behavior does not affect any other memory locations.

For more information about the CONSTRAINED UNPREDICTABLE behavior of this instruction, see *Architectural Constraints on UNPREDICTABLE behaviors*, and particularly *VST1 (multiple single elements)*.

Related encodings: See *Advanced SIMD element or structure load/store* for the T32 instruction set, or *Advanced SIMD element or structure load/store* for the A32 instruction set.

Assembler Symbols

<c> For encoding A1, A2, A3 and A4: see *Standard assembler syntax fields*. This encoding must be unconditional.

For encoding T1, T2, T3 and T4: see *Standard assembler syntax fields*.

<q> See *Standard assembler syntax fields*.

<size> Is the data size, encoded in “size”:

size	<size>
00	8
01	16
10	32
11	64

<list> Is a list containing the 64-bit names of the SIMD&FP registers.

The list must be one of:

{ <Dd> }

Single register. Selects the A1 and T1 encodings of the instruction.

{ <Dd>, <Dd+1> }

Two single-spaced registers. Selects the A2 and T2 encodings of the instruction.

{ <Dd>, <Dd+1>, <Dd+2> }

Three single-spaced registers. Selects the A3 and T3 encodings of the instruction.

{ <Dd>, <Dd+1>, <Dd+2>, <Dd+3> }

Four single-spaced registers. Selects the A4 and T4 encodings of the instruction.

The register <Dd> is encoded in the "D:Vd" field.

<Rn> Is the general-purpose base register, encoded in the "Rn" field.

<align> Is the optional alignment.  
Whenever <align> is omitted, the standard alignment is used, see [Unaligned data access](#), and is encoded in the "align" field as 0b00.  
Whenever <align> is present, the permitted values are:

**64**  
64-bit alignment, encoded in the "align" field as 0b01.

**128**  
128-bit alignment, encoded in the "align" field as 0b10. Available only if <list> contains two or four registers.

**256**  
256-bit alignment, encoded in the "align" field as 0b11. Available only if <list> contains four registers.

: is the preferred separator before the <align> value, but the alignment can be specified as @<align>, see [Advanced SIMD addressing mode](#).

<Rm> Is the general-purpose index register containing an offset applied after the access, encoded in the "Rm" field.

For more information about <Rn>, !, and <Rm>, see [Advanced SIMD addressing mode](#).

## Operation

```

if ConditionPassed() then
    EncodingSpecificOperations();
    CheckAdvSIMDEnabled();

    address = R[n];

    constant boolean nontemporal = FALSE;
    constant boolean tagchecked = FALSE;
    constant AccessDescriptor accdesc = CreateAccDescASIMD(MemOp\_STORE, nontemporal, tagchecked);
    if !IsAligned(address, alignment) then
        AArch32.Abort(address, AlignmentFault(accdesc));

    for r = 0 to regs-1
        for e = 0 to elements-1
            if ebytes != 8 then
                MemU[address, ebytes] = Elem[D[d+r], e, 8*ebytes];
            else
                if !IsAligned(address, ebytes) && AlignmentEnforced() then
                    AArch32.Abort(address, AlignmentFault(accdesc));

                constant bits(64) data = Elem[D[d+r], e, 64];
                if BigEndian(AccessType\_ASIMD) then
                    MemU[address, 4] = data<63:32>;
                    MemU[address+4, 4] = data<31:0>;
                else
                    MemU[address, 4] = data<31:0>;
                    MemU[address+4, 4] = data<63:32>;

                address = address + ebytes;
            if wback then
                if register_index then
                    R[n] = R[n] + R[m];
                else
                    R[n] = R[n] + 8*regs;

```

## Operational information

If CPSR.DIT is 1, the timing of this instruction is insensitive to the value of the data being loaded or stored.

Internal version only: isa v01\_31, pseudocode v2024-03\_rel ; Build timestamp: 2024-03-25T10:05

Copyright © 2010-2024 Arm Limited or its affiliates. All rights reserved. This document is Non-Confidential.

## VST1 (single element from one lane)

Store single element from one lane of one register stores one element to memory from one element of a register. For details of the addressing mode, see [Advanced SIMD addressing mode](#).

Depending on settings in the [CPACR](#), [NSACR](#), and [HCPTR](#) registers, and the Security state and PE mode in which the instruction is executed, an attempt to execute the instruction might be UNDEFINED, or trapped to Hyp mode. For more information, see [Enabling Advanced SIMD and floating-point support](#).

It has encodings from the following instruction sets: A32 ( [A1](#), [A2](#) and [A3](#) ) and T32 ( [T1](#), [T2](#) and [T3](#) ).

### A1

31	30	29	28	27	26	25	24	23	22	21	20	19	18	17	16	15	14	13	12	11	10	9	8	7	6	5	4	3	2	1	0
1	1	1	1	0	1	0	0	1	D	0	0	Rn				Vd				0 0		0 0		index_align				Rm			
size																															

#### Offset (Rm == 1111)

```
VST1{<c>}{<q>}.<size> <list>, [<Rn>{:<align>}]
```

#### Post-indexed (Rm == 1101)

```
VST1{<c>}{<q>}.<size> <list>, [<Rn>{:<align>}]!
```

#### Post-indexed (Rm != 11x1)

```
VST1{<c>}{<q>}.<size> <list>, [<Rn>{:<align>}], <Rm>
```

```
if size == '11' then UNDEFINED;
if index_align<0> != '0' then UNDEFINED;
constant ebytes = 1; constant index = UInt(index_align<3:1>); constant alignment = 1;
constant d = UInt(D:Vd); constant n = UInt(Rn); constant m = UInt(Rm);
constant wback = (m != 15); constant register_index = (m != 15 && m != 13);
if n == 15 then UNPREDICTABLE;
```

### A2

31	30	29	28	27	26	25	24	23	22	21	20	19	18	17	16	15	14	13	12	11	10	9	8	7	6	5	4	3	2	1	0
1	1	1	1	0	1	0	0	1	D	0	0	Rn				Vd				0	1	0	0	index_align				Rm			
size																															

#### Offset (Rm == 1111)

```
VST1{<c>}{<q>}.<size> <list>, [<Rn>{:<align>}]
```

#### Post-indexed (Rm == 1101)

```
VST1{<c>}{<q>}.<size> <list>, [<Rn>{:<align>}]!
```

#### Post-indexed (Rm != 11x1)

```
VST1{<c>}{<q>}.<size> <list>, [<Rn>{:<align>}], <Rm>
```

```
if size == '11' then UNDEFINED;
if index_align<1> != '0' then UNDEFINED;
constant ebytes = 2; constant index = UInt(index_align<3:2>);
constant alignment = if index_align<0> == '0' then 1 else 2;
constant d = UInt(D:Vd); constant n = UInt(Rn); constant m = UInt(Rm);
constant wback = (m != 15); constant register_index = (m != 15 && m != 13);
if n == 15 then UNPREDICTABLE;
```

## A3

31	30	29	28	27	26	25	24	23	22	21	20	19	18	17	16	15	14	13	12	11	10	9	8	7	6	5	4	3	2	1	0
1	1	1	1	0	1	0	0	1	D	0	0	Rn				Vd				1	0	0	0	index_align				Rm			

size

### Offset (Rm == 1111)

```
VST1{<c>}{<q>}.<size> <list>, [<Rn>{:<align>}]
```

### Post-indexed (Rm == 1101)

```
VST1{<c>}{<q>}.<size> <list>, [<Rn>{:<align>}]!
```

### Post-indexed (Rm != 11x1)

```
VST1{<c>}{<q>}.<size> <list>, [<Rn>{:<align>}], <Rm>
```

```
if size == '11' then UNDEFINED;
if index_align<2> != '0' then UNDEFINED;
if index_align<1:0> != '00' && index_align<1:0> != '11' then UNDEFINED;
constant ebytes = 4; constant index = UInt(index_align<3>);
constant alignment = if index_align<1:0> == '00' then 1 else 4;
constant d = UInt(D:Vd); constant n = UInt(Rn); constant m = UInt(Rm);
constant wback = (m != 15); constant register_index = (m != 15 && m != 13);
if n == 15 then UNPREDICTABLE;
```

## T1

15	14	13	12	11	10	9	8	7	6	5	4	3	2	1	0	15	14	13	12	11	10	9	8	7	6	5	4	3	2	1	0
1	1	1	1	1	0	0	1	1	D	0	0	Rn				Vd				0	0	0	0	index_align				Rm			

size

### Offset (Rm == 1111)

```
VST1{<c>}{<q>}.<size> <list>, [<Rn>{:<align>}]
```

### Post-indexed (Rm == 1101)

```
VST1{<c>}{<q>}.<size> <list>, [<Rn>{:<align>}]!
```

### Post-indexed (Rm != 11x1)

```
VST1{<c>}{<q>}.<size> <list>, [<Rn>{:<align>}], <Rm>
```

```
if size == '11' then UNDEFINED;
if index_align<0> != '0' then UNDEFINED;
constant ebytes = 1; constant index = UInt(index_align<3:1>); constant alignment = 1;
constant d = UInt(D:Vd); constant n = UInt(Rn); constant m = UInt(Rm);
constant wback = (m != 15); constant register_index = (m != 15 && m != 13);
if n == 15 then UNPREDICTABLE;
```

## T2

15	14	13	12	11	10	9	8	7	6	5	4	3	2	1	0	15	14	13	12	11	10	9	8	7	6	5	4	3	2	1	0
1	1	1	1	1	0	0	1	1	D	0	0	Rn				Vd				0	1	0	0	index_align				Rm			

size

Offset (Rm == 1111)

```
VST1{<c>}{<q>}.<size> <list>, [<Rn>{:<align>}]
```

Post-indexed (Rm == 1101)

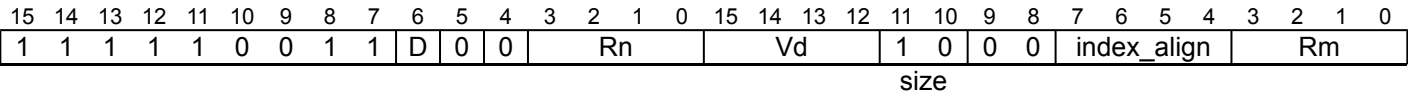
```
VST1{<c>}{<q>}.<size> <list>, [<Rn>{:<align>}]!
```

Post-indexed (Rm != 11x1)

```
VST1{<c>}{<q>}.<size> <list>, [<Rn>{:<align>}], <Rm>
```

```
if size == '11' then UNDEFINED;
if index_align<1> != '0' then UNDEFINED;
constant ebytes = 2; constant index = UInt(index_align<3:2>);
constant alignment = if index_align<0> == '0' then 1 else 2;
constant d = UInt(D:Vd); constant n = UInt(Rn); constant m = UInt(Rm);
constant wback = (m != 15); constant register_index = (m != 15 && m != 13);
if n == 15 then UNPREDICTABLE;
```

T3



Offset (Rm == 1111)

```
VST1{<c>}{<q>}.<size> <list>, [<Rn>{:<align>}]
```

Post-indexed (Rm == 1101)

```
VST1{<c>}{<q>}.<size> <list>, [<Rn>{:<align>}]!
```

Post-indexed (Rm != 11x1)

```
VST1{<c>}{<q>}.<size> <list>, [<Rn>{:<align>}], <Rm>
```

```
if size == '11' then UNDEFINED;
if index_align<2> != '0' then UNDEFINED;
if index_align<1:0> != '00' && index_align<1:0> != '11' then UNDEFINED;
constant ebytes = 4; constant index = UInt(index_align<3>);
constant alignment = if index_align<1:0> == '00' then 1 else 4;
constant d = UInt(D:Vd); constant n = UInt(Rn); constant m = UInt(Rm);
constant wback = (m != 15); constant register_index = (m != 15 && m != 13);
if n == 15 then UNPREDICTABLE;
```

For more information about the CONSTRAINED UNPREDICTABLE behavior of this instruction, see [Architectural Constraints on UNPREDICTABLE behaviors](#).

Assembler Symbols

- <c> For encoding A1, A2 and A3: see [Standard assembler syntax fields](#). This encoding must be unconditional.  
For encoding T1, T2 and T3: see [Standard assembler syntax fields](#).
- <q> See [Standard assembler syntax fields](#).
- <size> Is the data size, encoded in “size”:



size	<size>
00	8
01	16
10	32

- <list> Is a list containing the single 64-bit name of the SIMD&FP register holding the element.  
The list must be { <Dd>[<index>] }.  
The register <Dd> is encoded in the "D:Vd" field.  
The permitted values and encoding of <index> depend on <size>:
- <size> == 8  
    <index> is in the range 0 to 7, encoded in the "index\_align<3:1>" field.
- <size> == 16  
    <index> is in the range 0 to 3, encoded in the "index\_align<3:2>" field.
- <size> == 32  
    <index> is 0 or 1, encoded in the "index\_align<3>" field.
- <Rn> Is the general-purpose base register, encoded in the "Rn" field.
- <align> When <size> == 8, <align> must be omitted, otherwise it is the optional alignment.  
Whenever <align> is omitted, the standard alignment is used, see *Unaligned data access*, and the encoding depends on <size>:
- <size> == 8  
    Encoded in the "index\_align<0>" field as 0.
- <size> == 16  
    Encoded in the "index\_align<1:0>" field as 0b00.
- <size> == 32  
    Encoded in the "index\_align<2:0>" field as 0b000.
- Whenever <align> is present, the permitted values and encoding depend on <size>:
- <size> == 16  
    <align> is 16, meaning 16-bit alignment, encoded in the "index\_align<1:0>" field as 0b01.
- <size> == 32  
    <align> is 32, meaning 32-bit alignment, encoded in the "index\_align<2:0>" field as 0b011.
- : is the preferred separator before the <align> value, but the alignment can be specified as @<align>, see *Advanced SIMD addressing mode*.
- <Rm> Is the general-purpose index register containing an offset applied after the access, encoded in the "Rm" field.
- For more information about the variants of this instruction, see *Advanced SIMD addressing mode*.

## Operation

```

if ConditionPassed() then
    EncodingSpecificOperations();
    CheckAdvSIMDEnabled();

    constant address = R[n];

    constant boolean nontemporal = FALSE;
    constant boolean tagchecked = FALSE;
    constant AccessDescriptor accdesc = CreateAccDescASIMD(MemOp_STORE, nontemporal, tagchecked);
    if !IsAligned(address, alignment) then
        AArch32.Abort(address, AlignmentFault(accdesc));

    MemU[address, ebytes] = Elem[D[d], index, 8*ebytes];
    if wback then
        if register_index then
            R[n] = R[n] + R[m];
        else
            R[n] = R[n] + ebytes;

```

## Operational information

If CPSR.DIT is 1, the timing of this instruction is insensitive to the value of the data being loaded or stored.



## VST2 (multiple 2-element structures)

Store multiple 2-element structures from two or four registers stores multiple 2-element structures from two or four registers to memory, with interleaving. For more information, see *Element and structure load/store instructions*. Every element of each register is saved. For details of the addressing mode, see *Advanced SIMD addressing mode*.

Depending on settings in the *CPACR*, *NSACR*, and *HCPTR* registers, and the Security state and PE mode in which the instruction is executed, an attempt to execute the instruction might be UNDEFINED, or trapped to Hyp mode. For more information, see *Enabling Advanced SIMD and floating-point support*.

It has encodings from the following instruction sets: A32 ( [A1](#) and [A2](#) ) and T32 ( [T1](#) and [T2](#) ).

### A1

31	30	29	28	27	26	25	24	23	22	21	20	19	18	17	16	15	14	13	12	11	10	9	8	7	6	5	4	3	2	1	0
1	1	1	1	0	1	0	0	0	D	0	0	Rn			Vd			1			0	0	x	size		align		Rm			
																itype															

#### Offset (Rm == 1111)

```
VST2{<c>}{<q>}.<size> <list>, [<Rn>{:<align>}]
```

#### Post-indexed (Rm == 1101)

```
VST2{<c>}{<q>}.<size> <list>, [<Rn>{:<align>}]!
```

#### Post-indexed (Rm != 11x1)

```
VST2{<c>}{<q>}.<size> <list>, [<Rn>{:<align>}], <Rm>
```

```
constant pairs = 1; if align == '11' then UNDEFINED;
if size == '11' then UNDEFINED;
constant inc = if itype == '1001' then 2 else 1;
constant alignment = if align == '00' then 1 else 4 << UInt(align);
constant ebytes = 1 << UInt(size); constant elements = 8 DIV ebytes;
constant d = UInt(D:Vd); constant d2 = d + inc; constant n = UInt(Rn); constant m = UInt(Rm);
constant wback = (m != 15); constant register_index = (m != 15 && m != 13);
if n == 15 || d2+pairs > 32 then UNPREDICTABLE;
```

## CONSTRAINED UNPREDICTABLE behavior

If `d2+pairs > 32`, then one of the following behaviors must occur:

- The instruction is UNDEFINED.
- The instruction executes as NOP.
- The memory locations specified by the instruction and the number of registers specified by the instruction become UNKNOWN. If the instruction specifies writeback, then that register becomes UNKNOWN. This behavior does not affect any other memory locations.

### A2

31	30	29	28	27	26	25	24	23	22	21	20	19	18	17	16	15	14	13	12	11	10	9	8	7	6	5	4	3	2	1	0
1	1	1	1	0	1	0	0	0	D	0	0	Rn			Vd			0 0 1 1		size		align		Rm							

Offset (Rm == 1111)

```
VST2{<c>}{<q>}.<size> <list>, [<Rn>{:<align>}]
```

Post-indexed (Rm == 1101)

```
VST2{<c>}{<q>}.<size> <list>, [<Rn>{:<align>}]!
```

Post-indexed (Rm != 11x1)

```
VST2{<c>}{<q>}.<size> <list>, [<Rn>{:<align>}], <Rm>

constant pairs = 2;  constant inc = 2;
if size == '11' then UNDEFINED;
constant alignment = if align == '00' then 1 else 4 << UInt(align);
constant ebytes = 1 << UInt(size);  constant elements = 8 DIV ebytes;
constant d = UInt(D:Vd);  constant d2 = d + inc;  constant n = UInt(Rn);  constant m = UInt(Rm);
constant wback = (m != 15);  constant register_index = (m != 15 && m != 13);
if n == 15 || d2+pairs > 32 then UNPREDICTABLE;
```

CONSTRAINED UNPREDICTABLE behavior

If `d2+pairs > 32`, then one of the following behaviors must occur:

- The instruction is UNDEFINED.
- The instruction executes as NOP.
- The memory locations specified by the instruction and the number of registers specified by the instruction become UNKNOWN. If the instruction specifies writeback, then that register becomes UNKNOWN. This behavior does not affect any other memory locations.

T1

15	14	13	12	11	10	9	8	7	6	5	4	3	2	1	0	15	14	13	12	11	10	9	8	7	6	5	4	3	2	1	0
1	1	1	1	1	0	0	1	0	D	0	0	Rn			Vd			1	0	0	x	size	align	Rm							
itype																															

Offset (Rm == 1111)

```
VST2{<c>}{<q>}.<size> <list>, [<Rn>{:<align>}]
```

Post-indexed (Rm == 1101)

```
VST2{<c>}{<q>}.<size> <list>, [<Rn>{:<align>}]!
```

Post-indexed (Rm != 11x1)

```
VST2{<c>}{<q>}.<size> <list>, [<Rn>{:<align>}], <Rm>

constant pairs = 1;  if align == '11' then UNDEFINED;
if size == '11' then UNDEFINED;
constant inc = if itype == '1001' then 2 else 1;
constant alignment = if align == '00' then 1 else 4 << UInt(align);
constant ebytes = 1 << UInt(size);  constant elements = 8 DIV ebytes;
constant d = UInt(D:Vd);  constant d2 = d + inc;  constant n = UInt(Rn);  constant m = UInt(Rm);
constant wback = (m != 15);  constant register_index = (m != 15 && m != 13);
if n == 15 || d2+pairs > 32 then UNPREDICTABLE;
```

CONSTRAINED UNPREDICTABLE behavior

If `d2+pairs > 32`, then one of the following behaviors must occur:

- The instruction is UNDEFINED.
- The instruction executes as NOP.

- The memory locations specified by the instruction and the number of registers specified by the instruction become UNKNOWN. If the instruction specifies writeback, then that register becomes UNKNOWN. This behavior does not affect any other memory locations.

## T2

15	14	13	12	11	10	9	8	7	6	5	4	3	2	1	0	15	14	13	12	11	10	9	8	7	6	5	4	3	2	1	0
1	1	1	1	1	0	0	1	0	D	0	0	Rn				Vd				0	0	1	1	size	align	Rm					

### Offset (Rm == 1111)

```
VST2{<c>}{<q>}.<size> <list>, [<Rn>{:<align>}]
```

### Post-indexed (Rm == 1101)

```
VST2{<c>}{<q>}.<size> <list>, [<Rn>{:<align>}]!
```

### Post-indexed (Rm != 11x1)

```
VST2{<c>}{<q>}.<size> <list>, [<Rn>{:<align>}], <Rm>
```

```
constant pairs = 2;  constant inc = 2;
if size == '11' then UNDEFINED;
constant alignment = if align == '00' then 1 else 4 << UInt(align);
constant ebytes = 1 << UInt(size);  constant elements = 8 DIV ebytes;
constant d = UInt(D:Vd);  constant d2 = d + inc;  constant n = UInt(Rn);  constant m = UInt(Rm);
constant wback = (m != 15);  constant register_index = (m != 15 && m != 13);
if n == 15 || d2+pairs > 32 then UNPREDICTABLE;
```

## CONSTRAINED UNPREDICTABLE behavior

If `d2+pairs > 32`, then one of the following behaviors must occur:

- The instruction is UNDEFINED.
- The instruction executes as NOP.
- The memory locations specified by the instruction and the number of registers specified by the instruction become UNKNOWN. If the instruction specifies writeback, then that register becomes UNKNOWN. This behavior does not affect any other memory locations.

For more information about the CONSTRAINED UNPREDICTABLE behavior of this instruction, see [Architectural Constraints on UNPREDICTABLE behaviors](#), and particularly [VST2 \(multiple 2-element structures\)](#).

Related encodings: See [Advanced SIMD element or structure load/store](#) for the T32 instruction set, or [Advanced SIMD element or structure load/store](#) for the A32 instruction set.

## Assembler Symbols

<c> For encoding A1 and A2: see [Standard assembler syntax fields](#). This encoding must be unconditional.

For encoding T1 and T2: see [Standard assembler syntax fields](#).

<q> See [Standard assembler syntax fields](#).

<size> Is the data size, encoded in “size”:

size	<size>
00	8
01	16
10	32
11	RESERVED

<list> Is a list containing the 64-bit names of the SIMD&FP registers.

The list must be one of:

{ <Dd>, <Dd+1> }

Two single-spaced registers. Selects the A1 and T1 encodings of the instruction, and encoded in the "itype" field as 0b1000.

{ <Dd>, <Dd+2> }

Two double-spaced registers. Selects the A1 and T1 encodings of the instruction, and encoded in the "itype" field as 0b1001.

{ <Dd>, <Dd+1>, <Dd+2>, <Dd+3> }

Three single-spaced registers. Selects the A2 and T2 encodings of the instruction.

The register <Dd> is encoded in the "D:Vd" field.

<Rn> Is the general-purpose base register, encoded in the "Rn" field.

<align> Is the optional alignment.

Whenever <align> is omitted, the standard alignment is used, see [Unaligned data access](#), and is encoded in the "align" field as 0b00.

Whenever <align> is present, the permitted values are:

**64**

64-bit alignment, encoded in the "align" field as 0b01.

**128**

128-bit alignment, encoded in the "align" field as 0b10.

**256**

256-bit alignment, encoded in the "align" field as 0b11. Available only if <list> contains four registers.

: is the preferred separator before the <align> value, but the alignment can be specified as @<align>, see [Advanced SIMD addressing mode](#).

<Rm> Is the general-purpose index register containing an offset applied after the access, encoded in the "Rm" field.

For more information about the variants of this instruction, see [Advanced SIMD addressing mode](#).

## Operation

```
if ConditionPassed() then
    EncodingSpecificOperations();
    CheckAdvSIMDEnabled();

    address = R[n];

    constant boolean nontemporal = FALSE;
    constant boolean tagchecked = FALSE;
    constant AccessDescriptor accdesc = CreateAccDescASIMD(MemOp\_STORE, nontemporal, tagchecked);
    if !IsAligned(address, alignment) then
        AArch32.Abort(address, AlignmentFault(accdesc));

    for r = 0 to pairs-1
        for e = 0 to elements-1
            MemU[address, ebytes] = Elem[D[d+r], e, 8*ebytes];
            MemU[address+ebytes, ebytes] = Elem[D[d2+r], e, 8*ebytes];
            address = address + 2*ebytes;
    if wback then
        if register_index then
            R[n] = R[n] + R[m];
        else
            R[n] = R[n] + 16*pairs;
```

## Operational information

If CPSR.DIT is 1, the timing of this instruction is insensitive to the value of the data being loaded or stored.

Internal version only: isa v01\_31, pseudocode v2024-03\_rel ; Build timestamp: 2024-03-25T10:05

Copyright © 2010-2024 Arm Limited or its affiliates. All rights reserved. This document is Non-Confidential.

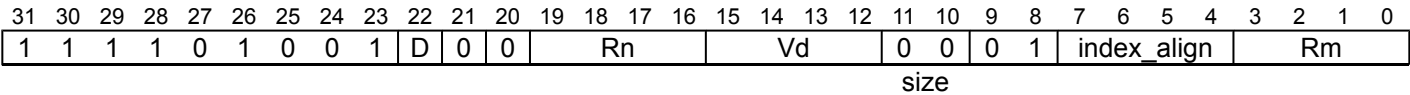
VST2 (single 2-element structure from one lane)

Store single 2-element structure from one lane of two registers stores one 2-element structure to memory from corresponding elements of two registers. For details of the addressing mode, see *Advanced SIMD addressing mode*.

Depending on settings in the *CPACR*, *NSACR*, and *HCPtr* registers, and the Security state and PE mode in which the instruction is executed, an attempt to execute the instruction might be UNDEFINED, or trapped to Hyp mode. For more information, see *Enabling Advanced SIMD and floating-point support*.

It has encodings from the following instruction sets: A32 ( [A1](#) , [A2](#) and [A3](#) ) and T32 ( [T1](#) , [T2](#) and [T3](#) ) .

A1



Offset (Rm == 1111)

```
VST2{<c>}{<q>}.<size> <list>, [<Rn>{:<align>}]
```

Post-indexed (Rm == 1101)

```
VST2{<c>}{<q>}.<size> <list>, [<Rn>{:<align>}]!
```

Post-indexed (Rm != 11x1)

```
VST2{<c>}{<q>}.<size> <list>, [<Rn>{:<align>}], <Rm>
```

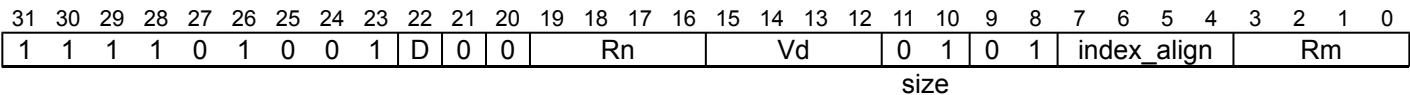
```
if size == '11' then UNDEFINED;
constant ebytes = 1; constant index = UInt(index_align<3:1>); constant inc = 1;
constant alignment = if index_align<0> == '0' then 1 else 2;
constant d = UInt(D:Vd); constant d2 = d + inc; constant n = UInt(Rn); constant m = UInt(Rm);
constant wback = (m != 15); constant register_index = (m != 15 && m != 13);
if n == 15 || d2 > 31 then UNPREDICTABLE;
```

CONSTRAINED UNPREDICTABLE behavior

If `d2 > 31`, then one of the following behaviors must occur:

- The instruction is UNDEFINED.
- The instruction executes as NOP.
- The memory locations specified by the instruction and the number of registers specified by the instruction become UNKNOWN. If the instruction specifies writeback, then that register becomes UNKNOWN. This behavior does not affect any other memory locations.

A2



Offset (Rm == 1111)

```
VST2{<c>}{<q>}.<size> <list>, [<Rn>{:<align>}]
```

Post-indexed (Rm == 1101)

```
VST2{<c>}{<q>}.<size> <list>, [<Rn>{:<align>}]!
```

Post-indexed (Rm != 11x1)

```
VST2{<c>}{<q>}.<size> <list>, [<Rn>{:<align>}], <Rm>
```

```
if size == '11' then UNDEFINED;
constant ebytes = 2; constant index = UInt(index_align<3:2>);
constant inc = if index_align<1> == '0' then 1 else 2;
constant alignment = if index_align<0> == '0' then 1 else 4;
constant d = UInt(D:Vd); constant d2 = d + inc; constant n = UInt(Rn); constant m = UInt(Rm);
constant wback = (m != 15); constant register_index = (m != 15 && m != 13);
if n == 15 || d2 > 31 then UNPREDICTABLE;
```

CONSTRAINED UNPREDICTABLE behavior

If `d2 > 31`, then one of the following behaviors must occur:

- The instruction is UNDEFINED.
- The instruction executes as NOP.
- The memory locations specified by the instruction and the number of registers specified by the instruction become UNKNOWN. If the instruction specifies writeback, then that register becomes UNKNOWN. This behavior does not affect any other memory locations.

A3

31	30	29	28	27	26	25	24	23	22	21	20	19	18	17	16	15	14	13	12	11	10	9	8	7	6	5	4	3	2	1	0
1	1	1	1	0	1	0	0	1	D	0	0	Rn			Vd			1	0	0	1	index_align			Rm						
size																															

Offset (Rm == 1111)

```
VST2{<c>}{<q>}.<size> <list>, [<Rn>{:<align>}]
```

Post-indexed (Rm == 1101)

```
VST2{<c>}{<q>}.<size> <list>, [<Rn>{:<align>}]!
```

Post-indexed (Rm != 11x1)

```
VST2{<c>}{<q>}.<size> <list>, [<Rn>{:<align>}], <Rm>
```

```
if size == '11' then UNDEFINED;
if index_align<1> != '0' then UNDEFINED;
constant ebytes = 4; constant index = UInt(index_align<3>);
constant inc = if index_align<2> == '0' then 1 else 2;
constant alignment = if index_align<0> == '0' then 1 else 8;
constant d = UInt(D:Vd); constant d2 = d + inc; constant n = UInt(Rn); constant m = UInt(Rm);
constant wback = (m != 15); constant register_index = (m != 15 && m != 13);
if n == 15 || d2 > 31 then UNPREDICTABLE;
```

CONSTRAINED UNPREDICTABLE behavior

If `d2 > 31`, then one of the following behaviors must occur:

- The instruction is UNDEFINED.
- The instruction executes as NOP.



- The memory locations specified by the instruction and the number of registers specified by the instruction become UNKNOWN. If the instruction specifies writeback, then that register becomes UNKNOWN. This behavior does not affect any other memory locations.

## T1

15	14	13	12	11	10	9	8	7	6	5	4	3	2	1	0	15	14	13	12	11	10	9	8	7	6	5	4	3	2	1	0
1	1	1	1	1	0	0	1	1	D	0	0	Rn			Vd			0	0	0	1	index_align			Rm						
size																															

### Offset (Rm == 1111)

```
VST2{<c>}{<q>}.<size> <list>, [<Rn>{:<align>}]
```

### Post-indexed (Rm == 1101)

```
VST2{<c>}{<q>}.<size> <list>, [<Rn>{:<align>}]!
```

### Post-indexed (Rm != 11x1)

```
VST2{<c>}{<q>}.<size> <list>, [<Rn>{:<align>}], <Rm>
```

```
if size == '11' then UNDEFINED;
constant ebytes = 1; constant index = UInt(index_align<3:1>); constant inc = 1;
constant alignment = if index_align<0> == '0' then 1 else 2;
constant d = UInt(D:Vd); constant d2 = d + inc; constant n = UInt(Rn); constant m = UInt(Rm);
constant wback = (m != 15); constant register_index = (m != 15 && m != 13);
if n == 15 || d2 > 31 then UNPREDICTABLE;
```

## CONSTRAINED UNPREDICTABLE behavior

If `d2 > 31`, then one of the following behaviors must occur:

- The instruction is UNDEFINED.
- The instruction executes as NOP.
- The memory locations specified by the instruction and the number of registers specified by the instruction become UNKNOWN. If the instruction specifies writeback, then that register becomes UNKNOWN. This behavior does not affect any other memory locations.

## T2

15	14	13	12	11	10	9	8	7	6	5	4	3	2	1	0	15	14	13	12	11	10	9	8	7	6	5	4	3	2	1	0
1	1	1	1	1	0	0	1	1	D	0	0	Rn			Vd			0		1	0		1	index_align			Rm				
size																															

### Offset (Rm == 1111)

```
VST2{<c>}{<q>}.<size> <list>, [<Rn>{:<align>}]
```

### Post-indexed (Rm == 1101)

```
VST2{<c>}{<q>}.<size> <list>, [<Rn>{:<align>}]!
```

### Post-indexed (Rm != 11x1)

```
VST2{<c>}{<q>}.<size> <list>, [<Rn>{:<align>}], <Rm>
```

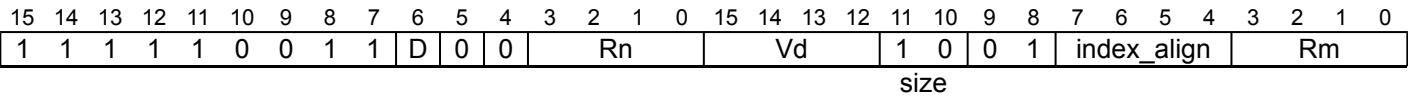
```
if size == '11' then UNDEFINED;
constant ebytes = 2; constant index = UInt(index_align<3:2>);
constant inc = if index_align<1> == '0' then 1 else 2;
constant alignment = if index_align<0> == '0' then 1 else 4;
constant d = UInt(D:Vd); constant d2 = d + inc; constant n = UInt(Rn); constant m = UInt(Rm);
constant wback = (m != 15); constant register_index = (m != 15 && m != 13);
if n == 15 || d2 > 31 then UNPREDICTABLE;
```

CONSTRAINED UNPREDICTABLE behavior

If `d2 > 31`, then one of the following behaviors must occur:

- The instruction is UNDEFINED.
- The instruction executes as NOP.
- The memory locations specified by the instruction and the number of registers specified by the instruction become UNKNOWN. If the instruction specifies writeback, then that register becomes UNKNOWN. This behavior does not affect any other memory locations.

T3



Offset (Rm == 1111)

```
VST2{<c>}{<q>}.<size> <list>, [<Rn>{:<align>}]
```

Post-indexed (Rm == 1101)

```
VST2{<c>}{<q>}.<size> <list>, [<Rn>{:<align>}]!
```

Post-indexed (Rm != 11x1)

```
VST2{<c>}{<q>}.<size> <list>, [<Rn>{:<align>}], <Rm>
```

```
if size == '11' then UNDEFINED;
if index_align<1> != '0' then UNDEFINED;
constant ebytes = 4; constant index = UInt(index_align<3>);
constant inc = if index_align<2> == '0' then 1 else 2;
constant alignment = if index_align<0> == '0' then 1 else 8;
constant d = UInt(D:Vd); constant d2 = d + inc; constant n = UInt(Rn); constant m = UInt(Rm);
constant wback = (m != 15); constant register_index = (m != 15 && m != 13);
if n == 15 || d2 > 31 then UNPREDICTABLE;
```

CONSTRAINED UNPREDICTABLE behavior

If `d2 > 31`, then one of the following behaviors must occur:

- The instruction is UNDEFINED.
- The instruction executes as NOP.
- The memory locations specified by the instruction and the number of registers specified by the instruction become UNKNOWN. If the instruction specifies writeback, then that register becomes UNKNOWN. This behavior does not affect any other memory locations.

For more information about the CONSTRAINED UNPREDICTABLE behavior of this instruction, see [Architectural Constraints on UNPREDICTABLE behaviors](#), and particularly [VST2 \(single 2-element structure from one lane\)](#).

Assembler Symbols

<c> For encoding A1, A2 and A3: see [Standard assembler syntax fields](#). This encoding must be unconditional.  
For encoding T1, T2 and T3: see [Standard assembler syntax fields](#).

<q> See [Standard assembler syntax fields](#).

<size> Is the data size, encoded in “size”:

size	<size>
00	8
01	16
10	32

<list> Is a list containing the 64-bit names of the two SIMD&FP registers holding the element.  
The list must be one of:

{ <Dd>[<index>], <Dd+1>[<index>] }

Single-spaced registers, encoded as "spacing" = 0.

{ <Dd>[<index>], <Dd+2>[<index>] }

Double-spaced registers, encoded as "spacing" = 1. Not permitted when <size> == 8.

The encoding of "spacing" depends on <size>:

<size> == 16

"spacing" is encoded in the "index\_align<1>" field.

<size> == 32

"spacing" is encoded in the "index\_align<2>" field.

The register <Dd> is encoded in the "D:Vd" field.

The permitted values and encoding of <index> depend on <size>:

<size> == 8

<index> is in the range 0 to 7, encoded in the "index\_align<3:1>" field.

<size> == 16

<index> is in the range 0 to 3, encoded in the "index\_align<3:2>" field.

<size> == 32

<index> is 0 or 1, encoded in the "index\_align<3>" field.

<Rn>

Is the general-purpose base register, encoded in the "Rn" field.

<align>

Is the optional alignment.

Whenever <align> is omitted, the standard alignment is used, see [Unaligned data access](#), and the encoding depends on <size>:

<size> == 8

Encoded in the "index\_align<0>" field as 0.

<size> == 16

Encoded in the "index\_align<0>" field as 0.

<size> == 32

Encoded in the "index\_align<1:0>" field as 0b00.

Whenever <align> is present, the permitted values and encoding depend on <size>:

<size> == 8

<align> is 16, meaning 16-bit alignment, encoded in the "index\_align<0>" field as 1.

<size> == 16

<align> is 32, meaning 32-bit alignment, encoded in the "index\_align<0>" field as 1.

<size> == 32

<align> is 64, meaning 64-bit alignment, encoded in the "index\_align<1:0>" field as 0b01.

: is the preferred separator before the <align> value, but the alignment can be specified as @<align>, see [Advanced SIMD addressing mode](#).

<Rm>

Is the general-purpose index register containing an offset applied after the access, encoded in the "Rm" field.

For more information about the variants of this instruction, see [Advanced SIMD addressing mode](#).

## Operation

```
if ConditionPassed() then
    EncodingSpecificOperations();
    CheckAdvSIMDEnabled();

    constant address = R[n];

    constant boolean nontemporal = FALSE;
    constant boolean tagchecked = FALSE;
    constant AccessDescriptor accdesc = CreateAccDescASIMD(MemOp\_STORE, nontemporal, tagchecked);
    if !IsAligned(address, alignment) then
        AArch32.Abort(address, AlignmentFault(accdesc));

    MemU[address, ebytes] = Elem[D[d], index, 8*ebytes];
    MemU[address+ebytes, ebytes] = Elem[D[d2], index, 8*ebytes];
    if wback then
        if register_index then
            R[n] = R[n] + R[m];
        else
            R[n] = R[n] + 2*ebytes;
```

## Operational information

If CPSR.DIT is 1, the timing of this instruction is insensitive to the value of the data being loaded or stored.

Internal version only: isa v01\_31, pseudocode v2024-03\_rel ; Build timestamp: 2024-03-25T10:05

Copyright © 2010-2024 Arm Limited or its affiliates. All rights reserved. This document is Non-Confidential.

## VST3 (multiple 3-element structures)

Store multiple 3-element structures from three registers stores multiple 3-element structures to memory from three registers, with interleaving. For more information, see *Element and structure load/store instructions*. Every element of each register is saved. For details of the addressing mode, see *Advanced SIMD addressing mode*.

Depending on settings in the *CPACR*, *NSACR*, and *HCPTR* registers, and the Security state and PE mode in which the instruction is executed, an attempt to execute the instruction might be UNDEFINED, or trapped to Hyp mode. For more information, see *Enabling Advanced SIMD and floating-point support*.

It has encodings from the following instruction sets: A32 ( [A1](#) ) and T32 ( [T1](#) ).

### A1

31	30	29	28	27	26	25	24	23	22	21	20	19	18	17	16	15	14	13	12	11	10	9	8	7	6	5	4	3	2	1	0
1	1	1	1	0	1	0	0	0	D	0	0	Rn			Vd			0			1	0	x	size		align		Rm			
itype																															

#### Offset (Rm == 1111)

```
VST3{<c>}{<q>}.<size> <list>, [<Rn>{:<align>}]
```

#### Post-indexed (Rm == 1101)

```
VST3{<c>}{<q>}.<size> <list>, [<Rn>{:<align>}]!
```

#### Post-indexed (Rm != 11x1)

```
VST3{<c>}{<q>}.<size> <list>, [<Rn>{:<align>}], <Rm>
```

```
if size == '11' || align<1> == '1' then UNDEFINED;
integer inc;
case itype of
    when '0100'
        inc = 1;
    when '0101'
        inc = 2;
    otherwise
        SEE "Related encodings";
constant alignment = if align<0> == '0' then 1 else 8;
constant ebytes = 1 << UInt(size); constant elements = 8 DIV ebytes;
constant d = UInt(D:Vd); constant d2 = d + inc; constant d3 = d2 + inc; constant n = UInt(Rn);
constant m = UInt(Rm);
constant wback = (m != 15); constant register_index = (m != 15 && m != 13);
if n == 15 || d3 > 31 then UNPREDICTABLE;
```

### CONSTRAINED UNPREDICTABLE behavior

If `d3 > 31`, then one of the following behaviors must occur:

- The instruction is UNDEFINED.
- The instruction executes as NOP.
- The memory locations specified by the instruction and the number of registers specified by the instruction become UNKNOWN. If the instruction specifies writeback, then that register becomes UNKNOWN. This behavior does not affect any other memory locations.

### T1

15	14	13	12	11	10	9	8	7	6	5	4	3	2	1	0	15	14	13	12	11	10	9	8	7	6	5	4	3	2	1	0
1 1 1 1 1 0 0 1 0									D	0	0	Rn			Vd			0 1 0 x			size		align		Rm						
itype																															

Offset (Rm == 1111)

```
VST3{<c>}{<q>}.<size> <list>, [<Rn>{:<align>}]
```

Post-indexed (Rm == 1101)

```
VST3{<c>}{<q>}.<size> <list>, [<Rn>{:<align>}]]!
```

Post-indexed (Rm != 11x1)

```
VST3{<c>}{<q>}.<size> <list>, [<Rn>{:<align>}], <Rm>
```

```
if size == '11' || align<1> == '1' then UNDEFINED;
integer inc;
case itype of
  when '0100'
    inc = 1;
  when '0101'
    inc = 2;
  otherwise
    SEE "Related encodings";
constant alignment = if align<0> == '0' then 1 else 8;
constant ebytes = 1 << UInt(size);  constant elements = 8 DIV ebytes;
constant d = UInt(D:Vd);  constant d2 = d + inc;  constant d3 = d2 + inc;  constant n = UInt(Rn);
constant m = UInt(Rm);
constant wback = (m != 15);  constant register_index = (m != 15 && m != 13);
if n == 15 || d3 > 31 then UNPREDICTABLE;
```

CONSTRAINED UNPREDICTABLE behavior

If `d3 > 31`, then one of the following behaviors must occur:

- The instruction is UNDEFINED.
- The instruction executes as NOP.
- The memory locations specified by the instruction and the number of registers specified by the instruction become UNKNOWN. If the instruction specifies writeback, then that register becomes UNKNOWN. This behavior does not affect any other memory locations.

For more information about the CONSTRAINED UNPREDICTABLE behavior of this instruction, see [Architectural Constraints on UNPREDICTABLE behaviors](#), and particularly [VST3 \(multiple 3-element structures\)](#).  
Related encodings: See [Advanced SIMD element or structure load/store](#) for the T32 instruction set, or [Advanced SIMD element or structure load/store](#) for the A32 instruction set.

Assembler Symbols

<c> For encoding A1: see [Standard assembler syntax fields](#). This encoding must be unconditional.  
For encoding T1: see [Standard assembler syntax fields](#).

<q> See [Standard assembler syntax fields](#).

<size> Is the data size, encoded in “size”:

size	<size>
00	8
01	16
10	32
11	RESERVED

<list> Is a list containing the 64-bit names of the SIMD&FP registers.  
The list must be one of:  
`{ <Dd>, <Dd+1>, <Dd+2> }`  
Single-spaced registers, encoded in the "itype" field as 0b0100.  
  
`{ <Dd>, <Dd+2>, <Dd+4> }`  
Double-spaced registers, encoded in the "itype" field as 0b0101.  
  
The register <Dd> is encoded in the "D:Vd" field.

<Rn> Is the general-purpose base register, encoded in the "Rn" field.

<align> Is the optional alignment.  
Whenever <align> is omitted, the standard alignment is used, see *Unaligned data access*, and is encoded in the "align" field as 0b00.  
Whenever <align> is present, the only permitted values is 64, meaning 64-bit alignment, encoded in the "align" field as 0b01.  
: is the preferred separator before the <align> value, but the alignment can be specified as @<align>, see *Advanced SIMD addressing mode*.

<Rm> Is the general-purpose index register containing an offset applied after the access, encoded in the "Rm" field.  
For more information about the variants of this instruction, see *Advanced SIMD addressing mode*.

## Operation

```

if ConditionPassed() then
    EncodingSpecificOperations();
    CheckAdvSIMDEnabled();

    address = R[n];

    constant boolean nontemporal = FALSE;
    constant boolean tagchecked = FALSE;
    constant AccessDescriptor accdesc = CreateAccDescASIMD(MemOp_STORE, nontemporal, tagchecked);
    if !IsAligned(address, alignment) then
        AArch32.Abort(address, AlignmentFault(accdesc));

    for e = 0 to elements-1
        MemU[address, ebytes] = Elem[D[d], e, 8*ebytes];
        MemU[address+ebytes, ebytes] = Elem[D[d2], e, 8*ebytes];
        MemU[address+2*ebytes, ebytes] = Elem[D[d3], e, 8*ebytes];
        address = address + 3*ebytes;
    if wback then
        if register_index then
            R[n] = R[n] + R[m];
        else
            R[n] = R[n] + 24;

```

## Operational information

If CPSR.DIT is 1, the timing of this instruction is insensitive to the value of the data being loaded or stored.

Internal version only: isa v01\_31, pseudocode v2024-03\_rel ; Build timestamp: 2024-03-25T10:05

Copyright © 2010-2024 Arm Limited or its affiliates. All rights reserved. This document is Non-Confidential.

## VST3 (single 3-element structure from one lane)

Store single 3-element structure from one lane of three registers stores one 3-element structure to memory from corresponding elements of three registers. For details of the addressing mode, see [Advanced SIMD addressing mode](#).

Depending on settings in the [CPACR](#), [NSACR](#), and [HCPTR](#) registers, and the Security state and PE mode in which the instruction is executed, an attempt to execute the instruction might be UNDEFINED, or trapped to Hyp mode. For more information, see [Enabling Advanced SIMD and floating-point support](#).

It has encodings from the following instruction sets: A32 ( [A1](#), [A2](#) and [A3](#) ) and T32 ( [T1](#), [T2](#) and [T3](#) ).

### A1

31	30	29	28	27	26	25	24	23	22	21	20	19	18	17	16	15	14	13	12	11	10	9	8	7	6	5	4	3	2	1	0
1	1	1	1	0	1	0	0	1	D	0	0	Rn			Vd			0 0		1 0		index_align			Rm						
size																															

#### Offset (Rm == 1111)

```
VST3{<c>}{<q>}.<size> <list>, [<Rn>]
```

#### Post-indexed (Rm == 1101)

```
VST3{<c>}{<q>}.<size> <list>, [<Rn>]!
```

#### Post-indexed (Rm != 11x1)

```
VST3{<c>}{<q>}.<size> <list>, [<Rn>], <Rm>
```

```
if size == '11' then UNDEFINED;
if index_align<0> != '0' then UNDEFINED;
constant ebytes = 1; constant index = UInt(index_align<3:1>); constant inc = 1;
constant d = UInt(D:Vd); constant d2 = d + inc; constant d3 = d2 + inc; constant n = UInt(Rn);
constant m = UInt(Rm);
constant wback = (m != 15); constant register_index = (m != 15 && m != 13);
if n == 15 || d3 > 31 then UNPREDICTABLE;
```

## CONSTRAINED UNPREDICTABLE behavior

If `d3 > 31`, then one of the following behaviors must occur:

- The instruction is UNDEFINED.
- The instruction executes as NOP.
- The memory locations specified by the instruction and the number of registers specified by the instruction become UNKNOWN. If the instruction specifies writeback, then that register becomes UNKNOWN. This behavior does not affect any other memory locations.

### A2

31	30	29	28	27	26	25	24	23	22	21	20	19	18	17	16	15	14	13	12	11	10	9	8	7	6	5	4	3	2	1	0
1	1	1	1	0	1	0	0	1	D	0	0	Rn			Vd			0 1		1 0		index_align			Rm						
size																															



Offset (Rm == 1111)

```
VST3{<c>}{<q>}.<size> <list>, [<Rn>]
```

Post-indexed (Rm == 1101)

```
VST3{<c>}{<q>}.<size> <list>, [<Rn>]!
```

Post-indexed (Rm != 11x1)

```
VST3{<c>}{<q>}.<size> <list>, [<Rn>], <Rm>

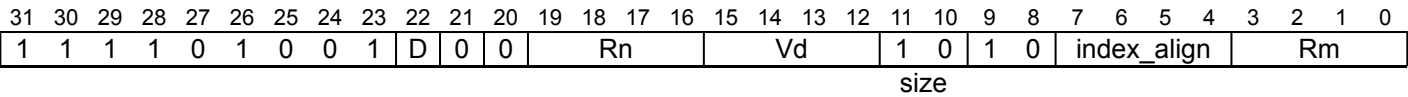
if size == '11' then UNDEFINED;
if index_align<0> != '0' then UNDEFINED;
constant ebytes = 2; constant index = UInt(index_align<3:2>);
constant inc = if index_align<1> == '0' then 1 else 2;
constant d = UInt(D:Vd); constant d2 = d + inc; constant d3 = d2 + inc; constant n = UInt(Rn);
constant m = UInt(Rm);
constant wback = (m != 15); constant register_index = (m != 15 && m != 13);
if n == 15 || d3 > 31 then UNPREDICTABLE;
```

CONSTRAINED UNPREDICTABLE behavior

If `d3 > 31`, then one of the following behaviors must occur:

- The instruction is UNDEFINED.
- The instruction executes as NOP.
- The memory locations specified by the instruction and the number of registers specified by the instruction become UNKNOWN. If the instruction specifies writeback, then that register becomes UNKNOWN. This behavior does not affect any other memory locations.

A3



Offset (Rm == 1111)

```
VST3{<c>}{<q>}.<size> <list>, [<Rn>]
```

Post-indexed (Rm == 1101)

```
VST3{<c>}{<q>}.<size> <list>, [<Rn>]!
```

Post-indexed (Rm != 11x1)

```
VST3{<c>}{<q>}.<size> <list>, [<Rn>], <Rm>

if size == '11' then UNDEFINED;
if index_align<1:0> != '00' then UNDEFINED;
constant ebytes = 4; constant index = UInt(index_align<3>);
constant inc = if index_align<2> == '0' then 1 else 2;
constant d = UInt(D:Vd); constant d2 = d + inc; constant d3 = d2 + inc; constant n = UInt(Rn);
constant m = UInt(Rm);
constant wback = (m != 15); constant register_index = (m != 15 && m != 13);
if n == 15 || d3 > 31 then UNPREDICTABLE;
```

CONSTRAINED UNPREDICTABLE behavior

If `d3 > 31`, then one of the following behaviors must occur:

- The instruction is UNDEFINED.

- The instruction executes as NOP.
- The memory locations specified by the instruction and the number of registers specified by the instruction become UNKNOWN. If the instruction specifies writeback, then that register becomes UNKNOWN. This behavior does not affect any other memory locations.

## T1

15	14	13	12	11	10	9	8	7	6	5	4	3	2	1	0	15	14	13	12	11	10	9	8	7	6	5	4	3	2	1	0
1	1	1	1	1	0	0	1	1	D	0	0	Rn			Vd			0	0	1	0	index_align			Rm						
size																															

### Offset (Rm == 1111)

```
VST3{<c>}{<q>}.<size> <list>, [<Rn>]
```

### Post-indexed (Rm == 1101)

```
VST3{<c>}{<q>}.<size> <list>, [<Rn>]!
```

### Post-indexed (Rm != 11x1)

```
VST3{<c>}{<q>}.<size> <list>, [<Rn>], <Rm>
```

```
if size == '11' then UNDEFINED;
if index_align<0> != '0' then UNDEFINED;
constant ebytes = 1; constant index = UInt(index_align<3:1>); constant inc = 1;
constant d = UInt(D:Vd); constant d2 = d + inc; constant d3 = d2 + inc; constant n = UInt(Rn);
constant m = UInt(Rm);
constant wback = (m != 15); constant register_index = (m != 15 && m != 13);
if n == 15 || d3 > 31 then UNPREDICTABLE;
```

## CONSTRAINED UNPREDICTABLE behavior

If `d3 > 31`, then one of the following behaviors must occur:

- The instruction is UNDEFINED.
- The instruction executes as NOP.
- The memory locations specified by the instruction and the number of registers specified by the instruction become UNKNOWN. If the instruction specifies writeback, then that register becomes UNKNOWN. This behavior does not affect any other memory locations.

## T2

15	14	13	12	11	10	9	8	7	6	5	4	3	2	1	0	15	14	13	12	11	10	9	8	7	6	5	4	3	2	1	0
1	1	1	1	1	0	0	1	1	D	0	0	Rn			Vd			0	1	1	0	index_align			Rm						
size																															

Offset (Rm == 1111)

```
VST3{<c>}{<q>}.<size> <list>, [<Rn>]
```

Post-indexed (Rm == 1101)

```
VST3{<c>}{<q>}.<size> <list>, [<Rn>]!
```

Post-indexed (Rm != 11x1)

```
VST3{<c>}{<q>}.<size> <list>, [<Rn>], <Rm>

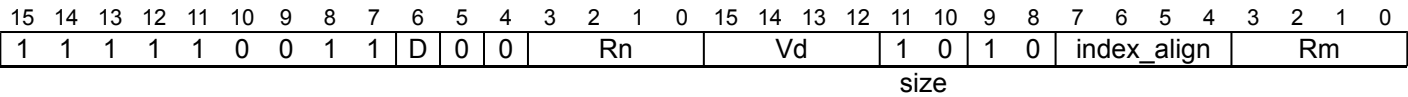
if size == '11' then UNDEFINED;
if index_align<0> != '0' then UNDEFINED;
constant ebytes = 2; constant index = UInt(index_align<3:2>);
constant inc = if index_align<1> == '0' then 1 else 2;
constant d = UInt(D:Vd); constant d2 = d + inc; constant d3 = d2 + inc; constant n = UInt(Rn);
constant m = UInt(Rm);
constant wback = (m != 15); constant register_index = (m != 15 && m != 13);
if n == 15 || d3 > 31 then UNPREDICTABLE;
```

CONSTRAINED UNPREDICTABLE behavior

If `d3 > 31`, then one of the following behaviors must occur:

- The instruction is UNDEFINED.
- The instruction executes as NOP.
- The memory locations specified by the instruction and the number of registers specified by the instruction become UNKNOWN. If the instruction specifies writeback, then that register becomes UNKNOWN. This behavior does not affect any other memory locations.

T3



Offset (Rm == 1111)

```
VST3{<c>}{<q>}.<size> <list>, [<Rn>]
```

Post-indexed (Rm == 1101)

```
VST3{<c>}{<q>}.<size> <list>, [<Rn>]!
```

Post-indexed (Rm != 11x1)

```
VST3{<c>}{<q>}.<size> <list>, [<Rn>], <Rm>

if size == '11' then UNDEFINED;
if index_align<1:0> != '00' then UNDEFINED;
constant ebytes = 4; constant index = UInt(index_align<3>);
constant inc = if index_align<2> == '0' then 1 else 2;
constant d = UInt(D:Vd); constant d2 = d + inc; constant d3 = d2 + inc; constant n = UInt(Rn);
constant m = UInt(Rm);
constant wback = (m != 15); constant register_index = (m != 15 && m != 13);
if n == 15 || d3 > 31 then UNPREDICTABLE;
```

CONSTRAINED UNPREDICTABLE behavior

If `d3 > 31`, then one of the following behaviors must occur:

- The instruction is UNDEFINED.

- The instruction executes as NOP.
- The memory locations specified by the instruction and the number of registers specified by the instruction become UNKNOWN. If the instruction specifies writeback, then that register becomes UNKNOWN. This behavior does not affect any other memory locations.

For more information about the CONSTRAINED UNPREDICTABLE behavior of this instruction, see [Architectural Constraints on UNPREDICTABLE behaviors](#), and particularly [VST3 \(single 3-element structure from one lane\)](#).

## Assembler Symbols

<c> For encoding A1, A2 and A3: see [Standard assembler syntax fields](#). This encoding must be unconditional.

For encoding T1, T2 and T3: see [Standard assembler syntax fields](#).

<q> See [Standard assembler syntax fields](#).

<size> Is the data size, encoded in "size":

size	<size>
00	8
01	16
10	32

<list> Is a list containing the 64-bit names of the three SIMD&FP registers holding the element.  
The list must be one of:

{ <Dd>[<index>], <Dd+1>[<index>], <Dd+2>[<index>] }

Single-spaced registers, encoded as "spacing" = 0.

{ <Dd>[<index>], <Dd+2>[<index>], <Dd+4>[<index>] }

Double-spaced registers, encoded as "spacing" = 1. Not permitted when <size> == 8.

The encoding of "spacing" depends on <size>:

<size> == 8

"spacing" is encoded in the "index\_align<0>" field.

<size> == 16

"spacing" is encoded in the "index\_align<1>" field, and "index\_align<0>" is set to 0.

<size> == 32

"spacing" is encoded in the "index\_align<2>" field, and "index\_align<1:0>" is set to 0b00.

The register <Dd> is encoded in the "D:Vd" field.

The permitted values and encoding of <index> depend on <size>:

<size> == 8

<index> is in the range 0 to 7, encoded in the "index\_align<3:1>" field.

<size> == 16

<index> is in the range 0 to 3, encoded in the "index\_align<3:2>" field.

<size> == 32

<index> is 0 or 1, encoded in the "index\_align<3>" field.

<Rn> Is the general-purpose base register, encoded in the "Rn" field.

<Rm> Is the general-purpose index register containing an offset applied after the access, encoded in the "Rm" field.

For more information about the variants of this instruction, see [Advanced SIMD addressing mode](#).

Alignment

Standard alignment rules apply, see [Alignment support](#).

## Operation

```
if ConditionPassed() then
    EncodingSpecificOperations(); CheckAdvSIMDEnabled();
    constant address = R[n];
    MemU[address,          ebytes] = Elem[D[d], index, 8*ebytes];
    MemU[address+ebytes,    ebytes] = Elem[D[d2], index, 8*ebytes];
    MemU[address+2*ebytes, ebytes] = Elem[D[d3], index, 8*ebytes];
    if wback then
        if register_index then
            R[n] = R[n] + R[m];
        else
            R[n] = R[n] + 3*ebytes;
```

## Operational information

If CPSR.DIT is 1, the timing of this instruction is insensitive to the value of the data being loaded or stored.

Internal version only: isa v01\_31, pseudocode v2024-03\_rel ; Build timestamp: 2024-03-25T10:05

Copyright © 2010-2024 Arm Limited or its affiliates. All rights reserved. This document is Non-Confidential.

## VST4 (multiple 4-element structures)

Store multiple 4-element structures from four registers stores multiple 4-element structures to memory from four registers, with interleaving. For more information, see *Element and structure load/store instructions*. Every element of each register is saved. For details of the addressing mode, see *Advanced SIMD addressing mode*.

Depending on settings in the *CPACR*, *NSACR*, and *HCPTR* registers, and the Security state and PE mode in which the instruction is executed, an attempt to execute the instruction might be UNDEFINED, or trapped to Hyp mode. For more information, see *Enabling Advanced SIMD and floating-point support*.

It has encodings from the following instruction sets: A32 ( [A1](#) ) and T32 ( [T1](#) ).

### A1

31	30	29	28	27	26	25	24	23	22	21	20	19	18	17	16	15	14	13	12	11	10	9	8	7	6	5	4	3	2	1	0
1	1	1	1	0	1	0	0	0	D	0	0	Rn			Vd			0			0	0	x	size		align		Rm			
itype																															

#### Offset (Rm == 1111)

```
VST4{<c>}{<q>}.<size> <list>, [<Rn>{:<align>}]
```

#### Post-indexed (Rm == 1101)

```
VST4{<c>}{<q>}.<size> <list>, [<Rn>{:<align>}]!
```

#### Post-indexed (Rm != 11x1)

```
VST4{<c>}{<q>}.<size> <list>, [<Rn>{:<align>}], <Rm>
```

```
if size == '11' then UNDEFINED;
integer inc;
case itype of
  when '0000'
    inc = 1;
  when '0001'
    inc = 2;
  otherwise
    SEE "Related encodings";
constant alignment = if align == '00' then 1 else 4 << UInt(align);
constant ebytes = 1 << UInt(size); constant elements = 8 DIV ebytes;
constant d = UInt(D:Vd); constant d2 = d + inc; constant d3 = d2 + inc; constant d4 = d3 + inc;
constant n = UInt(Rn); constant m = UInt(Rm);
constant wback = (m != 15); constant register_index = (m != 15 && m != 13);
if n == 15 || d4 > 31 then UNPREDICTABLE;
```

## CONSTRAINED UNPREDICTABLE behavior

If `d4 > 31`, then one of the following behaviors must occur:

- The instruction is UNDEFINED.
- The instruction executes as NOP.
- The memory locations specified by the instruction and the number of registers specified by the instruction become UNKNOWN. If the instruction specifies writeback, then that register becomes UNKNOWN. This behavior does not affect any other memory locations.

### T1

15	14	13	12	11	10	9	8	7	6	5	4	3	2	1	0	15	14	13	12	11	10	9	8	7	6	5	4	3	2	1	0
1	1	1	1	1	0	0	1	0	D	0	0	Rn			Vd			0	0	0	x	size		align		Rm					
itype																															

Offset (Rm == 1111)

```
VST4{<c>}{<q>}.<size> <list>, [<Rn>{:<align>}]
```

Post-indexed (Rm == 1101)

```
VST4{<c>}{<q>}.<size> <list>, [<Rn>{:<align>}]]!
```

Post-indexed (Rm != 11x1)

```
VST4{<c>}{<q>}.<size> <list>, [<Rn>{:<align>}], <Rm>
```

```
if size == '11' then UNDEFINED;
integer inc;
case itype of
  when '0000'
    inc = 1;
  when '0001'
    inc = 2;
  otherwise
    SEE "Related encodings";
constant alignment = if align == '00' then 1 else 4 << UInt(align);
constant ebytes = 1 << UInt(size);  constant elements = 8 DIV ebytes;
constant d = UInt(D:Vd);  constant d2 = d + inc;  constant d3 = d2 + inc;  constant d4 = d3 + inc;
constant n = UInt(Rn);  constant m = UInt(Rm);
constant wback = (m != 15);  constant register_index = (m != 15 && m != 13);
if n == 15 || d4 > 31 then UNPREDICTABLE;
```

CONSTRAINED UNPREDICTABLE behavior

If `d4 > 31`, then one of the following behaviors must occur:

- The instruction is UNDEFINED.
  - The instruction executes as NOP.
  - The memory locations specified by the instruction and the number of registers specified by the instruction become UNKNOWN. If the instruction specifies writeback, then that register becomes UNKNOWN. This behavior does not affect any other memory locations.
- For more information about the CONSTRAINED UNPREDICTABLE behavior of this instruction, see [Architectural Constraints on UNPREDICTABLE behaviors](#), and particularly [VST4 \(multiple 4-element structures\)](#).
- Related encodings: See [Advanced SIMD element or structure load/store](#) for the T32 instruction set, or [Advanced SIMD element or structure load/store](#) for the A32 instruction set.

Assembler Symbols

<c> For encoding A1: see [Standard assembler syntax fields](#). This encoding must be unconditional.  
For encoding T1: see [Standard assembler syntax fields](#).

<q> See [Standard assembler syntax fields](#).

<size> Is the data size, encoded in “size”:

size	<size>
00	8
01	16
10	32
11	RESERVED

<list> Is a list containing the 64-bit names of the SIMD&FP registers.  
The list must be one of:  
`{ <Dd>, <Dd+1>, <Dd+2>, <Dd+3> }`  
Single-spaced registers, encoded in the "itype" field as 0b0000.  
  
`{ <Dd>, <Dd+2>, <Dd+4>, <Dd+6> }`  
Double-spaced registers, encoded in the "itype" field as 0b0001.  
  
The register <Dd> is encoded in the "D:Vd" field.

<Rn> Is the general-purpose base register, encoded in the "Rn" field.

<align> Is the optional alignment.  
Whenever <align> is omitted, the standard alignment is used, see [Unaligned data access](#), and is encoded in the "align" field as 0b00.  
Whenever <align> is present, the permitted values are:

**64**  
64-bit alignment, encoded in the "align" field as 0b01.

**128**  
128-bit alignment, encoded in the "align" field as 0b10.

**256**  
256-bit alignment, encoded in the "align" field as 0b11.

: is the preferred separator before the <align> value, but the alignment can be specified as @<align>, see [Advanced SIMD addressing mode](#).

<Rm> Is the general-purpose index register containing an offset applied after the access, encoded in the "Rm" field.

For more information about the variants of this instruction, see [Advanced SIMD addressing mode](#).

## Operation

```
if ConditionPassed() then
    EncodingSpecificOperations();
    CheckAdvSIMDEnabled();

    address = R[n];

    constant boolean nontemporal = FALSE;
    constant boolean tagchecked = FALSE;
    constant AccessDescriptor accdesc = CreateAccDescASIMD(MemOp_STORE, nontemporal, tagchecked);
    if !IsAligned(address, alignment) then
        AArch32.Abort(address, AlignmentFault(accdesc));

    for e = 0 to elements-1
        MemU[address, ebytes] = Elem[D[d], e, 8*ebytes];
        MemU[address+ebytes, ebytes] = Elem[D[d2], e, 8*ebytes];
        MemU[address+2*ebytes, ebytes] = Elem[D[d3], e, 8*ebytes];
        MemU[address+3*ebytes, ebytes] = Elem[D[d4], e, 8*ebytes];
        address = address + 4*ebytes;
    if wback then
        if register_index then
            R[n] = R[n] + R[m];
        else
            R[n] = R[n] + 32;
```

## Operational information

If CPSR.DIT is 1, the timing of this instruction is insensitive to the value of the data being loaded or stored.

Internal version only: isa v01\_31, pseudocode v2024-03\_rel ; Build timestamp: 2024-03-25T10:05

Copyright © 2010-2024 Arm Limited or its affiliates. All rights reserved. This document is Non-Confidential.



## VST4 (single 4-element structure from one lane)

Store single 4-element structure from one lane of four registers stores one 4-element structure to memory from corresponding elements of four registers. For details of the addressing mode, see [Advanced SIMD addressing mode](#).

Depending on settings in the [CPACR](#), [NSACR](#), and [HCPTR](#) registers, and the Security state and PE mode in which the instruction is executed, an attempt to execute the instruction might be UNDEFINED, or trapped to Hyp mode. For more information, see [Enabling Advanced SIMD and floating-point support](#).

It has encodings from the following instruction sets: A32 ( [A1](#) , [A2](#) and [A3](#) ) and T32 ( [T1](#) , [T2](#) and [T3](#) ) .

### A1

31	30	29	28	27	26	25	24	23	22	21	20	19	18	17	16	15	14	13	12	11	10	9	8	7	6	5	4	3	2	1	0
1	1	1	1	0	1	0	0	1	D	0	0	Rn			Vd			0 0			1	1	index_align			Rm					
																size															

#### Offset (Rm == 1111)

```
VST4{<c>}{<q>}.<size> <list>, [<Rn>{:<align>}]
```

#### Post-indexed (Rm == 1101)

```
VST4{<c>}{<q>}.<size> <list>, [<Rn>{:<align>}]!
```

#### Post-indexed (Rm != 11x1)

```
VST4{<c>}{<q>}.<size> <list>, [<Rn>{:<align>}], <Rm>
```

```
if size == '11' then UNDEFINED;
if size != '00' then SEE "Related encodings";
constant ebytes = 1; constant index = UInt(index_align<3:1>); constant inc = 1;
constant alignment = if index_align<0> == '0' then 1 else 4;
constant d = UInt(D:Vd); constant d2 = d + inc; constant d3 = d2 + inc; constant d4 = d3 + inc;
constant n = UInt(Rn); constant m = UInt(Rm);
constant wback = (m != 15); constant register_index = (m != 15 && m != 13);
if n == 15 || d4 > 31 then UNPREDICTABLE;
```

## CONSTRAINED UNPREDICTABLE behavior

If `d4 > 31`, then one of the following behaviors must occur:

- The instruction is UNDEFINED.
- The instruction executes as NOP.
- The memory locations specified by the instruction and the number of registers specified by the instruction become UNKNOWN. If the instruction specifies writeback, then that register becomes UNKNOWN. This behavior does not affect any other memory locations.

### A2

31	30	29	28	27	26	25	24	23	22	21	20	19	18	17	16	15	14	13	12	11	10	9	8	7	6	5	4	3	2	1	0
1	1	1	1	0	1	0	0	1	D	0	0	Rn				Vd				0	1	1	1	index_align				Rm			
																size															

Offset (Rm == 1111)

```
VST4{<c>}{<q>}.<size> <list>, [<Rn>{:<align>}]
```

Post-indexed (Rm == 1101)

```
VST4{<c>}{<q>}.<size> <list>, [<Rn>{:<align>}]!
```

Post-indexed (Rm != 11x1)

```
VST4{<c>}{<q>}.<size> <list>, [<Rn>{:<align>}], <Rm>

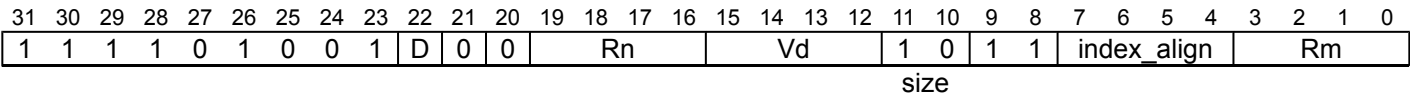
if size == '11' then UNDEFINED;
if size != '01' then SEE "Related encodings";
constant ebytes = 2; constant index = UInt(index_align<3:2>);
constant inc = if index_align<1> == '0' then 1 else 2;
constant alignment = if index_align<0> == '0' then 1 else 8;
constant d = UInt(D:Vd); constant d2 = d + inc; constant d3 = d2 + inc; constant d4 = d3 + inc;
constant n = UInt(Rn); constant m = UInt(Rm);
constant wback = (m != 15); constant register_index = (m != 15 && m != 13);
if n == 15 || d4 > 31 then UNPREDICTABLE;
```

CONSTRAINED UNPREDICTABLE behavior

If `d4 > 31`, then one of the following behaviors must occur:

- The instruction is UNDEFINED.
- The instruction executes as NOP.
- The memory locations specified by the instruction and the number of registers specified by the instruction become UNKNOWN. If the instruction specifies writeback, then that register becomes UNKNOWN. This behavior does not affect any other memory locations.

A3



Offset (Rm == 1111)

```
VST4{<c>}{<q>}.<size> <list>, [<Rn>{:<align>}]
```

Post-indexed (Rm == 1101)

```
VST4{<c>}{<q>}.<size> <list>, [<Rn>{:<align>}]!
```

Post-indexed (Rm != 11x1)

```
VST4{<c>}{<q>}.<size> <list>, [<Rn>{:<align>}], <Rm>

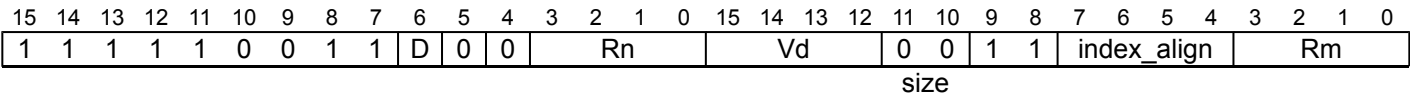
if size == '11' then UNDEFINED;
if size != '10' then SEE "Related encodings";
if index_align<1:0> == '11' then UNDEFINED;
constant ebytes = 4; constant index = UInt(index_align<3>);
constant inc = if index_align<2> == '0' then 1 else 2;
constant alignment = if index_align<1:0> == '00' then 1 else 4 << UInt(index_align<1:0>);
constant d = UInt(D:Vd); constant d2 = d + inc; constant d3 = d2 + inc; constant d4 = d3 + inc;
constant n = UInt(Rn); constant m = UInt(Rm);
constant wback = (m != 15); constant register_index = (m != 15 && m != 13);
if n == 15 || d4 > 31 then UNPREDICTABLE;
```

CONSTRAINED UNPREDICTABLE behavior

If `d4 > 31`, then one of the following behaviors must occur:

- The instruction is UNDEFINED.
- The instruction executes as NOP.
- The memory locations specified by the instruction and the number of registers specified by the instruction become UNKNOWN. If the instruction specifies writeback, then that register becomes UNKNOWN. This behavior does not affect any other memory locations.

T1



Offset (Rm == 1111)

```
VST4{<c>}{<q>}.<size> <list>, [<Rn>{:<align>}]
```

Post-indexed (Rm == 1101)

```
VST4{<c>}{<q>}.<size> <list>, [<Rn>{:<align>}]!
```

Post-indexed (Rm != 11x1)

```
VST4{<c>}{<q>}.<size> <list>, [<Rn>{:<align>}], <Rm>
```

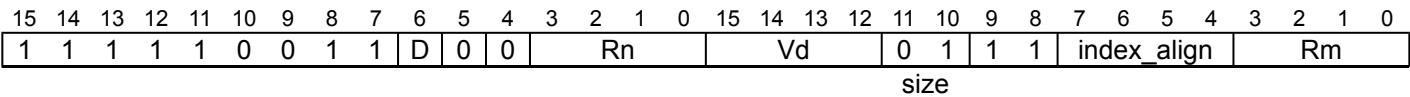
```
if size == '11' then UNDEFINED;
if size != '00' then SEE "Related encodings";
constant ebytes = 1; constant index = UInt(index_align<3:1>); constant inc = 1;
constant alignment = if index_align<0> == '0' then 1 else 4;
constant d = UInt(D:Vd); constant d2 = d + inc; constant d3 = d2 + inc; constant d4 = d3 + inc;
constant n = UInt(Rn); constant m = UInt(Rm);
constant wback = (m != 15); constant register_index = (m != 15 && m != 13);
if n == 15 || d4 > 31 then UNPREDICTABLE;
```

CONSTRAINED UNPREDICTABLE behavior

If `d4 > 31`, then one of the following behaviors must occur:

- The instruction is UNDEFINED.
- The instruction executes as NOP.
- The memory locations specified by the instruction and the number of registers specified by the instruction become UNKNOWN. If the instruction specifies writeback, then that register becomes UNKNOWN. This behavior does not affect any other memory locations.

T2



Offset (Rm == 1111)

```
VST4{<c>}{<q>}.<size> <list>, [<Rn>{:<align>}]
```

Post-indexed (Rm == 1101)

```
VST4{<c>}{<q>}.<size> <list>, [<Rn>{:<align>}]!
```

Post-indexed (Rm != 11x1)

```
VST4{<c>}{<q>}.<size> <list>, [<Rn>{:<align>}], <Rm>

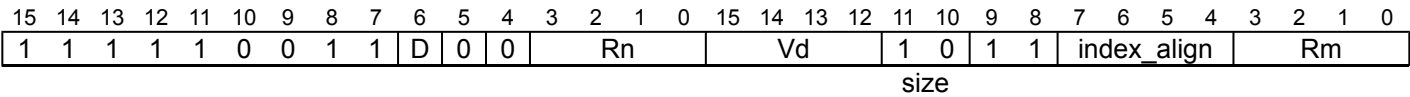
if size == '11' then UNDEFINED;
if size != '01' then SEE "Related encodings";
constant ebytes = 2; constant index = UInt(index_align<3:2>);
constant inc = if index_align<1> == '0' then 1 else 2;
constant alignment = if index_align<0> == '0' then 1 else 8;
constant d = UInt(D:Vd); constant d2 = d + inc; constant d3 = d2 + inc; constant d4 = d3 + inc;
constant n = UInt(Rn); constant m = UInt(Rm);
constant wback = (m != 15); constant register_index = (m != 15 && m != 13);
if n == 15 || d4 > 31 then UNPREDICTABLE;
```

CONSTRAINED UNPREDICTABLE behavior

If `d4 > 31`, then one of the following behaviors must occur:

- The instruction is UNDEFINED.
- The instruction executes as NOP.
- The memory locations specified by the instruction and the number of registers specified by the instruction become UNKNOWN. If the instruction specifies writeback, then that register becomes UNKNOWN. This behavior does not affect any other memory locations.

T3



Offset (Rm == 1111)

```
VST4{<c>}{<q>}.<size> <list>, [<Rn>{:<align>}]
```

Post-indexed (Rm != 11x1)

```
VST4{<c>}{<q>}.<size> <list>, [<Rn>{:<align>}], <Rm>
```

Post-indexed (Rm == 1101)

```
VST4{<c>}{<q>}.<size> <list>, [<Rn>{:<align>}]!

if size == '11' then UNDEFINED;
if size != '10' then SEE "Related encodings";
if index_align<1:0> == '11' then UNDEFINED;
constant ebytes = 4; constant index = UInt(index_align<3>);
constant inc = if index_align<2> == '0' then 1 else 2;
constant alignment = if index_align<1:0> == '00' then 1 else 4 << UInt(index_align<1:0>);
constant d = UInt(D:Vd); constant d2 = d + inc; constant d3 = d2 + inc; constant d4 = d3 + inc;
constant n = UInt(Rn); constant m = UInt(Rm);
constant wback = (m != 15); constant register_index = (m != 15 && m != 13);
if n == 15 || d4 > 31 then UNPREDICTABLE;
```

CONSTRAINED UNPREDICTABLE behavior

If `d4 > 31`, then one of the following behaviors must occur:

- The instruction is UNDEFINED.
  - The instruction executes as NOP.
  - The memory locations specified by the instruction and the number of registers specified by the instruction become UNKNOWN. If the instruction specifies writeback, then that register becomes UNKNOWN. This behavior does not affect any other memory locations.
- For more information about the CONSTRAINED UNPREDICTABLE behavior of this instruction, see *Architectural Constraints on UNPREDICTABLE behaviors*, and particularly *VST4 (single 4-element structure from one lane)*.

Assembler Symbols

- <c> For encoding A1, A2 and A3: see *Standard assembler syntax fields*. This encoding must be unconditional.  
For encoding T1, T2 and T3: see *Standard assembler syntax fields*.
- <q> See *Standard assembler syntax fields*.
- <size> Is the data size, encoded in "size":
- | size | <size> |
|------|--------|
| 00   | 8      |
| 01   | 16     |
| 10   | 32     |
- <list> Is a list containing the 64-bit names of the four SIMD&FP registers holding the element.  
The list must be one of:  
{ <Dd>[<index>], <Dd+1>[<index>], <Dd+2>[<index>], <Dd+3>[<index>] }  
Single-spaced registers, encoded as "spacing" = 0.  
  
{ <Dd>[<index>], <Dd+2>[<index>], <Dd+4>[<index>], <Dd+6>[<index>] }  
Double-spaced registers, encoded as "spacing" = 1. Not permitted when <size> == 8.
- The encoding of "spacing" depends on <size>:  
<size> == 16  
"spacing" is encoded in the "index\_align<1>" field.  
  
<size> == 32  
"spacing" is encoded in the "index\_align<2>" field.
- The register <Dd> is encoded in the "D:Vd" field.  
The permitted values and encoding of <index> depend on <size>:  
<size> == 8  
<index> is in the range 0 to 7, encoded in the "index\_align<3:1>" field.  
  
<size> == 16  
<index> is in the range 0 to 3, encoded in the "index\_align<3:2>" field.  
  
<size> == 32  
<index> is 0 or 1, encoded in the "index\_align<3>" field.
- <Rn> Is the general-purpose base register, encoded in the "Rn" field.
- <align> Is the optional alignment.  
Whenever <align> is omitted, the standard alignment is used, see *Unaligned data access*, and the encoding depends on <size>:  
<size> == 8  
Encoded in the "index\_align<0>" field as 0.  
  
<size> == 16  
Encoded in the "index\_align<0>" field as 0.  
  
<size> == 32  
Encoded in the "index\_align<1:0>" field as 0b00.
- Whenever <align> is present, the permitted values and encoding depend on <size>:  
<size> == 8  
<align> is 32, meaning 32-bit alignment, encoded in the "index\_align<0>" field as 1.

<size> == 16

<align> is 64, meaning 64-bit alignment, encoded in the "index\_align<0>" field as 1.

<size> == 32

<align> can be 64 or 128. 64-bit alignment is encoded in the "index\_align<1:0>" field as 0b01, and 128-bit alignment is encoded in the "index\_align<1:0>" field as 0b10.

: is the preferred separator before the <align> value, but the alignment can be specified as @<align>, see [Advanced SIMD addressing mode](#).

<Rm> Is the general-purpose index register containing an offset applied after the access, encoded in the "Rm" field.

For more information about the variants of this instruction, see [Advanced SIMD addressing mode](#).

## Operation

```
if ConditionPassed() then
    EncodingSpecificOperations();
    CheckAdvSIMDEnabled();

    constant address = R[n];

    constant boolean nontemporal = FALSE;
    constant boolean tagchecked = FALSE;
    constant AccessDescriptor accdesc = CreateAccDescASIMD(MemOp_STORE, nontemporal, tagchecked);
    if !IsAligned(address, alignment) then
        AArch32.Abort(address, AlignmentFault(accdesc));

    MemU[address, ebytes] = Elem[D[d], index, 8*ebytes];
    MemU[address+ebytes, ebytes] = Elem[D[d2], index, 8*ebytes];
    MemU[address+2*ebytes, ebytes] = Elem[D[d3], index, 8*ebytes];
    MemU[address+3*ebytes, ebytes] = Elem[D[d4], index, 8*ebytes];
    if wback then
        if register_index then
            R[n] = R[n] + R[m];
        else
            R[n] = R[n] + 4*ebytes;
```

## Operational information

If CPSR.DIT is 1, the timing of this instruction is insensitive to the value of the data being loaded or stored.

Internal version only: isa v01\_31, pseudocode v2024-03\_rel ; Build timestamp: 2024-03-25T10:05

Copyright © 2010-2024 Arm Limited or its affiliates. All rights reserved. This document is Non-Confidential.

## VSTM, VSTMDB, VSTMIA

Store multiple SIMD&FP registers stores multiple registers from the Advanced SIMD and floating-point register file to consecutive memory locations using an address from a general-purpose register.

Depending on settings in the [CPACR](#), [NSACR](#), [HCPTR](#), and [FPEXC](#) registers, and the Security state and PE mode in which the instruction is executed, an attempt to execute the instruction might be UNDEFINED, or trapped to Hyp mode. For more information, see [Enabling Advanced SIMD and floating-point support](#).

This instruction is used by the alias [VPUSH](#).

It has encodings from the following instruction sets: A32 ( [A1](#) and [A2](#) ) and T32 ( [T1](#) and [T2](#) ).

### A1

31	30	29	28	27	26	25	24	23	22	21	20	19	18	17	16	15	14	13	12	11	10	9	8	7	6	5	4	3	2	1	0
!= 1111				1	1	0	P	U	D	W	0	Rn				Vd				1	0	1	1	imm8<7:1>						0	
cond																imm8<0>															

**Decrement Before (P == 1 && U == 0 && W == 1)**

```
VSTMDB{<c>}{<q>}{.<size>} <Rn>!, <dreglist>
```

**Increment After (P == 0 && U == 1)**

```
VSTM{<c>}{<q>}{.<size>} <Rn>{!}, <dreglist>
```

```
VSTMIA{<c>}{<q>}{.<size>} <Rn>{!}, <dreglist>
```

```
if P == '0' && U == '0' && W == '0' then SEE "Related encodings";
if P == '1' && W == '0' then SEE "VSTR";
if P == U && W == '1' then UNDEFINED;
// Remaining combinations are PUW = 010 (IA without !), 011 (IA with !), 101 (DB with !)
constant single_regs = FALSE; constant add = (U == '1'); constant wback = (W == '1');
constant d = UInt(D:Vd); constant n = UInt(Rn); constant imm32 = ZeroExtend(imm8:'00', 32);
constant regs = UInt(imm8) DIV 2; // If UInt(imm8) is odd, see "FSTDDBMX, FSTMIAAX".
if n == 15 && (wback || CurrentInstrSet() != InstrSet_A32) then UNPREDICTABLE;
if regs == 0 || regs > 16 || (d+regs) > 32 then UNPREDICTABLE;
if imm8<0> == '1' && (d+regs) > 16 then UNPREDICTABLE;
```

### CONSTRAINED UNPREDICTABLE behavior

If `regs == 0`, then one of the following behaviors must occur:

- The instruction is UNDEFINED.
- The instruction executes as NOP.
- The instruction operates as a VSTM with the same addressing mode but stores no registers.

If `regs > 16 || (d+regs) > 32`, then one of the following behaviors must occur:

- The instruction is UNDEFINED.
- The instruction executes as NOP.
- The memory locations specified by the instruction and the number of registers specified by the instruction become UNKNOWN. If the instruction specifies writeback, then that register becomes UNKNOWN. This behavior does not affect any other memory locations.

### A2

31	30	29	28	27	26	25	24	23	22	21	20	19	18	17	16	15	14	13	12	11	10	9	8	7	6	5	4	3	2	1	0
!= 1111				1	1	0	P	U	D	W	0	Rn				Vd				1	0	1	0	imm8							
cond																															

**Decrement Before (P == 1 && U == 0 && W == 1)**

```
VSTMDB{<c>}{<q>}{.<size>} <Rn>!, <sreglist>
```

**Increment After (P == 0 && U == 1)**

```
VSTM{<c>}{<q>}{.<size>} <Rn>{!}, <sreglist>
```

```
VSTMIA{<c>}{<q>}{.<size>} <Rn>{!}, <sreglist>
```

```
if P == '0' && U == '0' && W == '0' then SEE "Related encodings";
if P == '1' && W == '0' then SEE "VSTR";
if P == U && W == '1' then UNDEFINED;
// Remaining combinations are PUW = 010 (IA without !), 011 (IA with !), 101 (DB with !)
constant single_regs = TRUE; constant add = (U == '1'); constant wback = (W == '1');
constant d = UInt(Vd:D); constant n = UInt(Rn);
constant imm32 = ZeroExtend(imm8:'00', 32); constant regs = UInt(imm8);
if n == 15 && (wback || CurrentInstrSet() != InstrSet_A32) then UNPREDICTABLE;
if regs == 0 || (d+regs) > 32 then UNPREDICTABLE;
```

**CONSTRAINED UNPREDICTABLE behavior**

If `regs == 0`, then one of the following behaviors must occur:

- The instruction is UNDEFINED.
- The instruction executes as NOP.
- The instruction operates as a VSTM with the same addressing mode but stores no registers.

If `(d+regs) > 32`, then one of the following behaviors must occur:

- The instruction is UNDEFINED.
- The instruction executes as NOP.
- The memory locations specified by the instruction and the number of registers specified by the instruction become UNKNOWN. If the instruction specifies writeback, then that register becomes UNKNOWN. This behavior does not affect any other memory locations.

**T1**

15	14	13	12	11	10	9	8	7	6	5	4	3	2	1	0	15	14	13	12	11	10	9	8	7	6	5	4	3	2	1	0
1	1	1	0	1	1	0	P	U	D	W	0	Rn			Vd			1	0	1	1	imm8<7:1>					0				
																														imm8<0>	

**Decrement Before (P == 1 && U == 0 && W == 1)**

```
VSTMDB{<c>}{<q>}{.<size>} <Rn>!, <dreglist>
```

**Increment After (P == 0 && U == 1)**

```
VSTM{<c>}{<q>}{.<size>} <Rn>{!}, <dreglist>
```

```
VSTMIA{<c>}{<q>}{.<size>} <Rn>{!}, <dreglist>
```

```
if P == '0' && U == '0' && W == '0' then SEE "Related encodings";
if P == '1' && W == '0' then SEE "VSTR";
if P == U && W == '1' then UNDEFINED;
// Remaining combinations are PUW = 010 (IA without !), 011 (IA with !), 101 (DB with !)
constant single_regs = FALSE; constant add = (U == '1'); constant wback = (W == '1');
constant d = UInt(D:Vd); constant n = UInt(Rn); constant imm32 = ZeroExtend(imm8:'00', 32);
constant regs = UInt(imm8) DIV 2; // If UInt(imm8) is odd, see "FSTDBMX, FSTMIA".
if n == 15 && (wback || CurrentInstrSet() != InstrSet_A32) then UNPREDICTABLE;
if regs == 0 || regs > 16 || (d+regs) > 32 then UNPREDICTABLE;
if imm8<0> == '1' && (d+regs) > 16 then UNPREDICTABLE;
```



CONSTRAINED UNPREDICTABLE behavior

If `regs == 0`, then one of the following behaviors must occur:

- The instruction is UNDEFINED.
- The instruction executes as NOP.
- The instruction operates as a VSTM with the same addressing mode but stores no registers.

If `regs > 16 || (d+regs) > 32`, then one of the following behaviors must occur:

- The instruction is UNDEFINED.
- The instruction executes as NOP.
- The memory locations specified by the instruction and the number of registers specified by the instruction become UNKNOWN. If the instruction specifies writeback, then that register becomes UNKNOWN. This behavior does not affect any other memory locations.

T2

15	14	13	12	11	10	9	8	7	6	5	4	3	2	1	0	15	14	13	12	11	10	9	8	7	6	5	4	3	2	1	0
1	1	1	0	1	1	0	P	U	D	W	0	Rn				Vd				1	0	1	0	imm8							

Decrement Before (P == 1 && U == 0 && W == 1)

```
VSTMDB{<c>}{<q>}{.<size>} <Rn>!, <sreglist>
```

Increment After (P == 0 && U == 1)

```
VSTM{<c>}{<q>}{.<size>} <Rn>{!}, <sreglist>
VSTMIA{<c>}{<q>}{.<size>} <Rn>{!}, <sreglist>
```

```
if P == '0' && U == '0' && W == '0' then SEE "Related encodings";
if P == '1' && W == '0' then SEE "VSTR";
if P == U && W == '1' then UNDEFINED;
// Remaining combinations are PUW = 010 (IA without !), 011 (IA with !), 101 (DB with !)
constant single_regs = TRUE;  constant add = (U == '1');  constant wback = (W == '1');
constant d = UInt(Vd:D);  constant n = UInt(Rn);
constant imm32 = ZeroExtend(imm8:'00', 32);  constant regs = UInt(imm8);
if n == 15 && (wback || CurrentInstrSet() != InstrSet_A32) then UNPREDICTABLE;
if regs == 0 || (d+regs) > 32 then UNPREDICTABLE;
```

CONSTRAINED UNPREDICTABLE behavior

If `regs == 0`, then one of the following behaviors must occur:

- The instruction is UNDEFINED.
- The instruction executes as NOP.
- The instruction operates as a VSTM with the same addressing mode but stores no registers.

If `(d+regs) > 32`, then one of the following behaviors must occur:

- The instruction is UNDEFINED.
- The instruction executes as NOP.
- The memory locations specified by the instruction and the number of registers specified by the instruction become UNKNOWN. If the instruction specifies writeback, then that register becomes UNKNOWN. This behavior does not affect any other memory locations.

For more information about the CONSTRAINED UNPREDICTABLE behavior of this instruction, see [Architectural Constraints on UNPREDICTABLE behaviors](#), and particularly [VSTM](#).  
Related encodings: See [Advanced SIMD and floating-point 64-bit move](#) for the T32 instruction set, or [Advanced SIMD and floating-point 64-bit move](#) for the A32 instruction set.

Assembler Symbols

- <c> See [Standard assembler syntax fields](#).
- <q> See [Standard assembler syntax fields](#).

<size>	An optional data size specifier. If present, it must be equal to the size in bits, 32 or 64, of the registers being transferred.
<Rn>	Is the general-purpose base register, encoded in the "Rn" field. If writeback is not specified, the PC can be used. However, Arm deprecates use of the PC.
!	Specifies base register writeback. Encoded in the "W" field as 1 if present, otherwise 0.
<sreglist>	Is the list of consecutively numbered 32-bit SIMD&FP registers to be transferred. The first register in the list is encoded in "Vd:D", and "imm8" is set to the number of registers in the list. The list must contain at least one register.
<dreglist>	Is the list of consecutively numbered 64-bit SIMD&FP registers to be transferred. The first register in the list is encoded in "D:Vd", and "imm8" is set to twice the number of registers in the list. The list must contain at least one register, and must not contain more than 16 registers.

Alias Conditions

Alias	Is preferred when
<a href="#">VPUSH</a>	P == '1' && U == '0' && W == '1' && Rn == '1101'

Operation

```

if ConditionPassed() then
    EncodingSpecificOperations(); CheckVFPEEnabled(TRUE);
    address = if add then R[n] else R[n]-imm32;
    for r = 0 to regs-1
        if single_regs then
            MemA[address,4] = S[d+r];
            address = address+4;
        else
            // Store as two word-aligned words in the correct order for current endianness.
            if BigEndian(AccessType\_ASIMD) then
                MemA[address,4] = D[d+r]<63:32>;
                MemA[address+4,4] = D[d+r]<31:0>;
            else
                MemA[address,4] = D[d+r]<31:0>;
                MemA[address+4,4] = D[d+r]<63:32>;

            address = address+8;

    if wback then R[n] = if add then R[n]+imm32 else R[n]-imm32;

```

Operational information

If CPSR.DIT is 1, the timing of this instruction is insensitive to the value of the data being loaded or stored.

## VSTR

Store SIMD&FP register stores a single register from the Advanced SIMD and floating-point register file to memory, using an address from a general-purpose register, with an optional offset.

Depending on settings in the [CPACR](#), [NSACR](#), [HCPTR](#), and [FPEXC](#) registers, and the Security state and PE mode in which the instruction is executed, an attempt to execute the instruction might be UNDEFINED, or trapped to Hyp mode. For more information, see [Enabling Advanced SIMD and floating-point support](#).

It has encodings from the following instruction sets: A32 ([A1](#)) and T32 ([T1](#)).

### A1

31	30	29	28	27	26	25	24	23	22	21	20	19	18	17	16	15	14	13	12	11	10	9	8	7	6	5	4	3	2	1	0
!= 1111				1	1	0	1	U	D	0	0	Rn				Vd				1	0	size		imm8							
cond																															

#### Half-precision scalar (size == 01)

(FEAT\_FP16)

```
VSTR{<c>}{<q>}.16 <Sd>, [<Rn>{, #<+/-><imm>}]
```

#### Single-precision scalar (size == 10)

```
VSTR{<c>}{<q>}.32 <Sd>, [<Rn>{, #<+/-><imm>}]
```

#### Double-precision scalar (size == 11)

```
VSTR{<c>}{<q>}.64 <Dd>, [<Rn>{, #<+/-><imm>}]
```

```
if size == '00' || (size == '01' && !IsFeatureImplemented(FEAT_FP16)) then UNDEFINED;
if size == '01' && cond != '1110' then UNPREDICTABLE;
constant esize = 8 << UInt(size); constant add = (U == '1');
constant imm32 = if esize == 16 then ZeroExtend(imm8:'0', 32) else ZeroExtend(imm8:'00', 32);
integer d;
case size of
  when '01' d = UInt(Vd:D);
  when '10' d = UInt(Vd:D);
  when '11' d = UInt(D:Vd);
constant n = UInt(Rn);
if n == 15 && CurrentInstrSet() != InstrSet_A32 then UNPREDICTABLE;
```

### CONSTRAINED UNPREDICTABLE behavior

If `size == '01' && cond != '1110'`, then one of the following behaviors must occur:

- The instruction is UNDEFINED.
- The instruction executes as if it passes the Condition code check.
- The instruction executes as NOP. This means it behaves as if it fails the Condition code check.

### T1

15	14	13	12	11	10	9	8	7	6	5	4	3	2	1	0	15	14	13	12	11	10	9	8	7	6	5	4	3	2	1	0
1	1	1	0	1	1	0	1	U	D	0	0	Rn				Vd				1	0	size		imm8							

Half-precision scalar (size == 01)  
(FEAT\_FP16)

```
VSTR{<c>}{<q>}.16 <Sd>, [<Rn>{, #<+/-><imm>}]
```

Single-precision scalar (size == 10)

```
VSTR{<c>}{<q>}.32 <Sd>, [<Rn>{, #<+/-><imm>}]
```

Double-precision scalar (size == 11)

```
VSTR{<c>}{<q>}.64 <Dd>, [<Rn>{, #<+/-><imm>}]
```

```
if size == '00' || (size == '01' && !IsFeatureImplemented(FEAT_FP16)) then UNDEFINED;
if size == '01' && InITBlock() then UNPREDICTABLE;
constant esize = 8 << UInt(size); constant add = (U == '1');
constant imm32 = if esize == 16 then ZeroExtend(imm8:'0', 32) else ZeroExtend(imm8:'00', 32);
integer d;
case size of
    when '01' d = UInt(Vd:D);
    when '10' d = UInt(Vd:D);
    when '11' d = UInt(D:Vd);
constant n = UInt(Rn);
if n == 15 && CurrentInstrSet() != InstrSet_A32 then UNPREDICTABLE;
```

CONSTRAINED UNPREDICTABLE behavior

If `size == '01' && InITBlock()`, then one of the following behaviors must occur:

- The instruction is UNDEFINED.
- The instruction executes as if it passes the Condition code check.
- The instruction executes as NOP. This means it behaves as if it fails the Condition code check.

For more information about the CONSTRAINED UNPREDICTABLE behavior of this instruction, see [Architectural Constraints on UNPREDICTABLE behaviors](#).

Assembler Symbols

<c>	See <a href="#">Standard assembler syntax fields</a> .						
<q>	See <a href="#">Standard assembler syntax fields</a> .						
.64	Is an optional data size specifier for 64-bit memory accesses that can be used in the assembler source code, but is otherwise ignored.						
<Dd>	Is the 64-bit name of the SIMD&FP source register, encoded in the "D:Vd" field.						
.32	Is an optional data size specifier for 32-bit memory accesses that can be used in the assembler source code, but is otherwise ignored.						
<Sd>	Is the 32-bit name of the SIMD&FP source register, encoded in the "Vd:D" field.						
<Rn>	Is the general-purpose base register, encoded in the "Rn" field. The PC can be used, but this is deprecated.						
+/-	Specifies the offset is added to or subtracted from the base register, defaulting to + if omitted and encoded in "U": <table><tr><th>U</th><th>+/-</th></tr><tr><td>0</td><td>-</td></tr><tr><td>1</td><td>+</td></tr></table>	U	+/-	0	-	1	+
U	+/-						
0	-						
1	+						
<imm>	For the single-precision scalar or double-precision scalar variants: is the optional unsigned immediate byte offset, a multiple of 4, in the range 0 to 1020, defaulting to 0, and encoded in the "imm8" field as <imm>/4. For the half-precision scalar variant: is the optional unsigned immediate byte offset, a multiple of 2, in the range 0 to 510, defaulting to 0, and encoded in the "imm8" field as <imm>/2.						

## Operation

```
if ConditionPassed() then
    EncodingSpecificOperations(); CheckVFPEEnabled(TRUE);
    constant address = if add then (R[n] + imm32) else (R[n] - imm32);
    case esize of
        when 16
            MemA[address,2] = H[d];
        when 32
            MemA[address,4] = S[d];
        when 64
            // Store as two word-aligned words in the correct order for current endianness.
            if BigEndian(AccessType ASIMD) then
                MemA[address,4] = D[d]<63:32>;
                MemA[address+4,4] = D[d]<31:0>;
            else
                MemA[address,4] = D[d]<31:0>;
                MemA[address+4,4] = D[d]<63:32>;
```

## Operational information

If CPSR.DIT is 1, the timing of this instruction is insensitive to the value of the data being loaded or stored.

Internal version only: isa v01\_31, pseudocode v2024-03\_rel ; Build timestamp: 2024-03-25T10:05

Copyright © 2010-2024 Arm Limited or its affiliates. All rights reserved. This document is Non-Confidential.

VSUB (floating-point)

Vector Subtract (floating-point) subtracts the elements of one vector from the corresponding elements of another vector, and places the results in the destination vector.

Depending on settings in the *CPACR*, *NSACR*, *HCPTR*, and *FPEXC* registers, and the Security state and PE mode in which the instruction is executed, an attempt to execute the instruction might be UNDEFINED, or trapped to Hyp mode. For more information see *Enabling Advanced SIMD and floating-point support*.

It has encodings from the following instruction sets: A32 ( [A1](#) and [A2](#) ) and T32 ( [T1](#) and [T2](#) ).

A1

31	30	29	28	27	26	25	24	23	22	21	20	19	18	17	16	15	14	13	12	11	10	9	8	7	6	5	4	3	2	1	0
1	1	1	1	0	0	1	0	0	D	1	sz	Vn			Vd			1	1	0	1	N	Q	M	0	Vm					

64-bit SIMD vector (Q == 0)

VSUB{<c>}{<q>}.<dt> {<Dd>, }<Dn>, <Dm>

128-bit SIMD vector (Q == 1)

VSUB{<c>}{<q>}.<dt> {<Qd>, }<Qn>, <Qm>

```
if Q == '1' && (Vd<0> == '1' || Vn<0> == '1' || Vm<0> == '1') then UNDEFINED;
if sz == '1' && !IsFeatureImplemented(FEAT_FP16) then UNDEFINED;
constant advsimd = TRUE;
integer esize;
integer elements;
case sz of
    when '0' esize = 32; elements = 2;
    when '1' esize = 16; elements = 4;
constant d = UInt(D:Vd);  constant n = UInt(N:Vn);  constant m = UInt(M:Vm);
constant regs = if Q == '0' then 1 else 2;
```

A2

31	30	29	28	27	26	25	24	23	22	21	20	19	18	17	16	15	14	13	12	11	10	9	8	7	6	5	4	3	2	1	0
!= 1111				1	1	1	0	0	D	1	1	Vn			Vd			1	0	size	N	1	M	0	Vm						
cond																															

Half-precision scalar (size == 01)  
(FEAT\_FP16)

```
VSUB{<c>}{<q>}.F16 {<Sd>, } <Sn>, <Sm>
```

Single-precision scalar (size == 10)

```
VSUB{<c>}{<q>}.F32 {<Sd>, } <Sn>, <Sm>
```

Double-precision scalar (size == 11)

```
VSUB{<c>}{<q>}.F64 {<Dd>, } <Dn>, <Dm>
```

```
if FPSCR.Len != '000' || FPSCR.Stride != '00' then UNDEFINED;
if size == '00' || (size == '01' && !IsFeatureImplemented(FEAT_FP16)) then UNDEFINED;
if size == '01' && cond != '1110' then UNPREDICTABLE;
constant advsimd = FALSE;
integer esize;
integer d;
integer n;
integer m;
case size of
    when '01' esize = 16; d = UInt(Vd:D); n = UInt(Vn:N); m = UInt(Vm:M);
    when '10' esize = 32; d = UInt(Vd:D); n = UInt(Vn:N); m = UInt(Vm:M);
    when '11' esize = 64; d = UInt(D:Vd); n = UInt(N:Vn); m = UInt(M:Vm);
constant integer regs = integer UNKNOWN; constant integer elements = integer UNKNOWN;
```

CONSTRAINED UNPREDICTABLE behavior

If size == '01' && cond != '1110', then one of the following behaviors must occur:

- The instruction is UNDEFINED.
- The instruction executes as if it passes the Condition code check.
- The instruction executes as NOP. This means it behaves as if it fails the Condition code check.

T1

15	14	13	12	11	10	9	8	7	6	5	4	3	2	1	0	15	14	13	12	11	10	9	8	7	6	5	4	3	2	1	0
1	1	1	0	1	1	1	1	0	D	1	sz	Vn				Vd				1	1	0	1	N	Q	M	0	Vm			

64-bit SIMD vector (Q == 0)

```
VSUB{<c>}{<q>}.<dt> {<Dd>, } <Dn>, <Dm>
```

128-bit SIMD vector (Q == 1)

```
VSUB{<c>}{<q>}.<dt> {<Qd>, } <Qn>, <Qm>
```

```
if Q == '1' && (Vd<0> == '1' || Vn<0> == '1' || Vm<0> == '1') then UNDEFINED;
if sz == '1' && !IsFeatureImplemented(FEAT_FP16) then UNDEFINED;
if sz == '1' && InITBlock() then UNPREDICTABLE;
constant advsimd = TRUE;
integer esize;
integer elements;
case sz of
    when '0' esize = 32; elements = 2;
    when '1' esize = 16; elements = 4;
constant d = UInt(D:Vd); constant n = UInt(N:Vn); constant m = UInt(M:Vm);
constant regs = if Q == '0' then 1 else 2;
```

CONSTRAINED UNPREDICTABLE behavior

If sz == '1' && InITBlock(), then one of the following behaviors must occur:

- The instruction is UNDEFINED.
- The instruction executes as if it passes the Condition code check.
- The instruction executes as NOP. This means it behaves as if it fails the Condition code check.

## T2

15	14	13	12	11	10	9	8	7	6	5	4	3	2	1	0	15	14	13	12	11	10	9	8	7	6	5	4	3	2	1	0
1	1	1	0	1	1	1	0	0	D	1	1	Vn				Vd				1	0	size		N	1	M	0	Vm			

### Half-precision scalar (size == 01)

(FEAT\_FP16)

```
VSUB{<c>}{<q>}.F16 {<Sd>}, {<Sn>}, <Sm>
```

### Single-precision scalar (size == 10)

```
VSUB{<c>}{<q>}.F32 {<Sd>}, {<Sn>}, <Sm>
```

### Double-precision scalar (size == 11)

```
VSUB{<c>}{<q>}.F64 {<Dd>}, {<Dn>}, <Dm>
```

```
if FPSCR.Len != '000' || FPSCR.Stride != '00' then UNDEFINED;
if size == '00' || (size == '01' && !IsFeatureImplemented(FEAT_FP16)) then UNDEFINED;
if size == '01' && InITBlock() then UNPREDICTABLE;
constant advsimd = FALSE;
integer esize;
integer d;
integer n;
integer m;
case size of
  when '01' esize = 16; d = UInt(Vd:D); n = UInt(Vn:N); m = UInt(Vm:M);
  when '10' esize = 32; d = UInt(Vd:D); n = UInt(Vn:N); m = UInt(Vm:M);
  when '11' esize = 64; d = UInt(D:Vd); n = UInt(N:Vn); m = UInt(M:Vm);
constant integer regs = integer UNKNOWN; constant integer elements = integer UNKNOWN;
```

## CONSTRAINED UNPREDICTABLE behavior

If `size == '01' && InITBlock()`, then one of the following behaviors must occur:

- The instruction is UNDEFINED.
- The instruction executes as if it passes the Condition code check.
- The instruction executes as NOP. This means it behaves as if it fails the Condition code check.

## Assembler Symbols

<c> For encoding A1: see [Standard assembler syntax fields](#). This encoding must be unconditional.

For encoding A2, T1 and T2: see [Standard assembler syntax fields](#).

<q> See [Standard assembler syntax fields](#).

<dt> Is the data type for the elements of the vectors, encoded in “sz”:

sz	<dt>
0	F32
1	F16

<Qd> Is the 128-bit name of the SIMD&FP destination register, encoded in the "D:Vd" field as <Qd>\*2.

<Qn> Is the 128-bit name of the first SIMD&FP source register, encoded in the "N:Vn" field as <Qn>\*2.

<Qm> Is the 128-bit name of the second SIMD&FP source register, encoded in the "M:Vm" field as <Qm>\*2.

<Dd> Is the 64-bit name of the SIMD&FP destination register, encoded in the "D:Vd" field.



<Dn>	Is the 64-bit name of the first SIMD&FP source register, encoded in the "N:Vn" field.
<Dm>	Is the 64-bit name of the second SIMD&FP source register, encoded in the "M:Vm" field.
<Sd>	Is the 32-bit name of the SIMD&FP destination register, encoded in the "Vd:D" field.
<Sn>	Is the 32-bit name of the first SIMD&FP source register, encoded in the "Vn:N" field.
<Sm>	Is the 32-bit name of the second SIMD&FP source register, encoded in the "Vm:M" field.

## Operation

```

if ConditionPassed() then
    EncodingSpecificOperations(); CheckAdvSIMDOrVFPEEnabled(TRUE, advsimd);
if advsimd then // Advanced SIMD instruction
    constant FPCR_Type fpcr = StandardFPCR();
    for r = 0 to regs-1
        for e = 0 to elements-1
            Elem[D[d+r],e,esize] = FPSub(Elem[D[n+r],e,esize], Elem[D[m+r],e,esize], fpcr);
else // VFP instruction
    constant FPCR_Type fpcr = EffectiveFPCR();
    case esize of
        when 16
            H[d] = FPSub(H[n], H[m], fpcr);
        when 32
            S[d] = FPSub(S[n], S[m], fpcr);
        when 64
            D[d] = FPSub(D[n], D[m], fpcr);

```

Internal version only: isa v01\_31, pseudocode v2024-03\_rel ; Build timestamp: 2024-03-25T10:05

Copyright © 2010-2024 Arm Limited or its affiliates. All rights reserved. This document is Non-Confidential.

VSUB (integer)

Vector Subtract (integer) subtracts the elements of one vector from the corresponding elements of another vector, and places the results in the destination vector.

Depending on settings in the *CPACR*, *NSACR*, and *HCPTR* registers, and the Security state and PE mode in which the instruction is executed, an attempt to execute the instruction might be UNDEFINED, or trapped to Hyp mode. For more information see *Enabling Advanced SIMD and floating-point support*.

It has encodings from the following instruction sets: A32 ( [A1](#) ) and T32 ( [T1](#) ).

A1

31	30	29	28	27	26	25	24	23	22	21	20	19	18	17	16	15	14	13	12	11	10	9	8	7	6	5	4	3	2	1	0	
1	1	1	1	0	0	1	1	0	D	size	Vn					Vd					1	0	0	0	N	Q	M	0	Vm			

64-bit SIMD vector (Q == 0)

VSUB{<c>}{<q>}.<dt> {<Dd>, }<Dn>, <Dm>

128-bit SIMD vector (Q == 1)

VSUB{<c>}{<q>}.<dt> {<Qd>, }<Qn>, <Qm>

```
if Q == '1' && (Vd<0> == '1' || Vn<0> == '1' || Vm<0> == '1') then UNDEFINED;
constant esize = 8 << UInt(size); constant elements = 64 DIV esize;
constant d = UInt(D:Vd); constant n = UInt(N:Vn); constant m = UInt(M:Vm);
constant regs = if Q == '0' then 1 else 2;
```

T1

15	14	13	12	11	10	9	8	7	6	5	4	3	2	1	0	15	14	13	12	11	10	9	8	7	6	5	4	3	2	1	0
1	1	1	1	1	1	1	1	0	D	size	Vn				Vd				1	0	0	0	N	Q	M	0	Vm				

64-bit SIMD vector (Q == 0)

VSUB{<c>}{<q>}.<dt> {<Dd>, }<Dn>, <Dm>

128-bit SIMD vector (Q == 1)

VSUB{<c>}{<q>}.<dt> {<Qd>, }<Qn>, <Qm>

```
if Q == '1' && (Vd<0> == '1' || Vn<0> == '1' || Vm<0> == '1') then UNDEFINED;
constant esize = 8 << UInt(size); constant elements = 64 DIV esize;
constant d = UInt(D:Vd); constant n = UInt(N:Vn); constant m = UInt(M:Vm);
constant regs = if Q == '0' then 1 else 2;
```

Assembler Symbols

- <c> For encoding A1: see *Standard assembler syntax fields*. This encoding must be unconditional.  
For encoding T1: see *Standard assembler syntax fields*.
- <q> See *Standard assembler syntax fields*.
- <dt> Is the data type for the elements of the vectors, encoded in “size”:

size	<dt>
00	I8
01	I16
10	I32
11	I64

<Qd>	Is the 128-bit name of the SIMD&FP destination register, encoded in the "D:Vd" field as <Qd>*2.
<Qn>	Is the 128-bit name of the first SIMD&FP source register, encoded in the "N:Vn" field as <Qn>*2.
<Qm>	Is the 128-bit name of the second SIMD&FP source register, encoded in the "M:Vm" field as <Qm>*2.
<Dd>	Is the 64-bit name of the SIMD&FP destination register, encoded in the "D:Vd" field.
<Dn>	Is the 64-bit name of the first SIMD&FP source register, encoded in the "N:Vn" field.
<Dm>	Is the 64-bit name of the second SIMD&FP source register, encoded in the "M:Vm" field.

## Operation

```

if ConditionPassed\(\) then
    EncodingSpecificOperations(); CheckAdvSIMDEnabled\(\);
    for r = 0 to regs-1
        for e = 0 to elements-1
            Elem[D[d+r],e,esize] = Elem[D[n+r],e,esize] - Elem[D[m+r],e,esize];

```

## Operational information

If CPSR.DIT is 1 and this instruction passes its condition execution check:

- The execution time of this instruction is independent of:
  - The values of the data supplied in any of its registers.
  - The values of the NZCV flags.
- The response of this instruction to asynchronous exceptions does not vary based on:
  - The values of the data supplied in any of its registers.
  - The values of the NZCV flags.

Internal version only: isa v01\_31, pseudocode v2024-03\_rel ; Build timestamp: 2024-03-25T10:05

Copyright © 2010-2024 Arm Limited or its affiliates. All rights reserved. This document is Non-Confidential.

VSUBHN

Vector Subtract and Narrow, returning High Half subtracts the elements of one quadword vector from the corresponding elements of another quadword vector, takes the most significant half of each result, and places the final results in a doubleword vector. The results are truncated. For rounded results, see [VRSUBHN](#).

There is no distinction between signed and unsigned integers.

Depending on settings in the [CPACR](#), [NSACR](#), and [HCPTR](#) registers, and the Security state and PE mode in which the instruction is executed, an attempt to execute the instruction might be UNDEFINED, or trapped to Hyp mode. For more information see [Enabling Advanced SIMD and floating-point support](#).

It has encodings from the following instruction sets: A32 ([A1](#)) and T32 ([T1](#)).

A1

31	30	29	28	27	26	25	24	23	22	21	20	19	18	17	16	15	14	13	12	11	10	9	8	7	6	5	4	3	2	1	0
1	1	1	1	0	0	1	0	1	D	!= 11	Vn			Vd			0 1 1 0			N	0	M	0	Vm							
size																															

A1

```
VSUBHN{<c>}{<q>}.<dt> <Dd>, <Qn>, <Qm>

if size == '11' then SEE "Related encodings";
if Vn<0> == '1' || Vm<0> == '1' then UNDEFINED;
constant integer esize = 8 << UInt(size);  constant elements = 64 DIV esize;
constant d = UInt(D:Vd);  constant n = UInt(N:Vn);  constant m = UInt(M:Vm);
```

T1

15	14	13	12	11	10	9	8	7	6	5	4	3	2	1	0	15	14	13	12	11	10	9	8	7	6	5	4	3	2	1	0
1	1	1	0	1	1	1	1	1	D	!= 11	Vn				Vd				0	1	1	0	N	0	M	0	Vm				
size																															

T1

```
VSUBHN{<c>}{<q>}.<dt> <Dd>, <Qn>, <Qm>

if size == '11' then SEE "Related encodings";
if Vn<0> == '1' || Vm<0> == '1' then UNDEFINED;
constant integer esize = 8 << UInt(size);  constant elements = 64 DIV esize;
constant d = UInt(D:Vd);  constant n = UInt(N:Vn);  constant m = UInt(M:Vm);
```

Related encodings: See [Advanced SIMD data-processing](#) for the T32 instruction set, or [Advanced SIMD data-processing](#) for the A32 instruction set.

Assembler Symbols

- <c>

For encoding A1: see [Standard assembler syntax fields](#). This encoding must be unconditional.  
For encoding T1: see [Standard assembler syntax fields](#).
- <q>

See [Standard assembler syntax fields](#).
- <dt>

Is the data type for the elements of the operands, encoded in “size”:

size	<dt>
00	I16
01	I32
10	I64
- <Dd>

Is the 64-bit name of the SIMD&FP destination register, encoded in the "D:Vd" field.
- <Qn>

Is the 128-bit name of the first SIMD&FP source register, encoded in the "N:Vn" field as <Qn>\*2.
- <Qm>

Is the 128-bit name of the second SIMD&FP source register, encoded in the "M:Vm" field as <Qm>\*2.

## Operation

```
if ConditionPassed() then
    EncodingSpecificOperations(); CheckAdvSIMDEnabled();
    for e = 0 to elements-1
        constant result = Elem[Qin[n>>1],e,2*esize] - Elem[Qin[m>>1],e,2*esize];
        Elem[D[d],e,esize] = result<2*esize-1:esize>;
```

## Operational information

If CPSR.DIT is 1 and this instruction passes its condition execution check:

- The execution time of this instruction is independent of:
  - The values of the data supplied in any of its registers.
  - The values of the NZCV flags.
- The response of this instruction to asynchronous exceptions does not vary based on:
  - The values of the data supplied in any of its registers.
  - The values of the NZCV flags.

Internal version only: isa v01\_31, pseudocode v2024-03\_rel ; Build timestamp: 2024-03-25T10:05

Copyright © 2010-2024 Arm Limited or its affiliates. All rights reserved. This document is Non-Confidential.

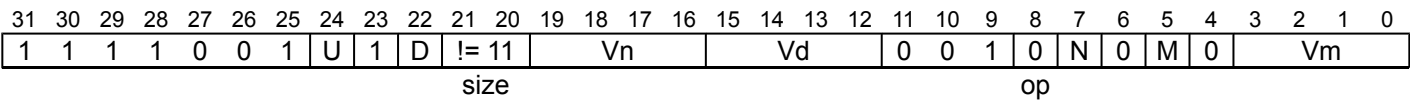
VSUBL

Vector Subtract Long subtracts the elements of one doubleword vector from the corresponding elements of another doubleword vector, and places the results in a quadword vector. Before subtracting, it sign-extends or zero-extends the elements of both operands.

Depending on settings in the CPACR, NSACR, and HCPTTR registers, and the Security state and PE mode in which the instruction is executed, an attempt to execute the instruction might be UNDEFINED, or trapped to Hyp mode. For more information see Enabling Advanced SIMD and floating-point support.

It has encodings from the following instruction sets: A32 ( A1 ) and T32 ( T1 ).

A1

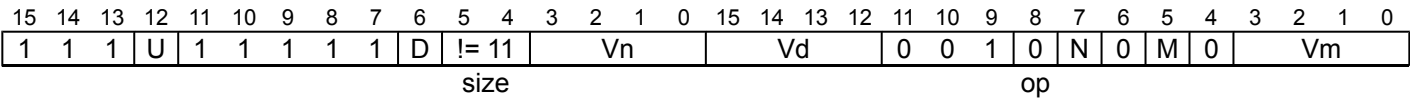


A1

```
VSUBL{<c>}{<q>}.<dt> <Qd>, <Dn>, <Dm>

if size == '11' then SEE "Related encodings";
if Vd<0> == '1' || (op == '1' && Vn<0> == '1') then UNDEFINED;
constant unsigned = (U == '1'); constant is_vsubw = (op == '1');
constant integer esize = 8 << UInt(size);
constant d = UInt(D:Vd); constant n = UInt(N:Vn); constant m = UInt(M:Vm);
constant elements = 64 DIV esize;
```

T1



T1

```
VSUBL{<c>}{<q>}.<dt> <Qd>, <Dn>, <Dm>

if size == '11' then SEE "Related encodings";
if Vd<0> == '1' || (op == '1' && Vn<0> == '1') then UNDEFINED;
constant unsigned = (U == '1'); constant is_vsubw = (op == '1');
constant integer esize = 8 << UInt(size);
constant d = UInt(D:Vd); constant n = UInt(N:Vn); constant m = UInt(M:Vm);
constant elements = 64 DIV esize;
```

Related encodings: See Advanced SIMD data-processing for the T32 instruction set, or Advanced SIMD data-processing for the A32 instruction set.

Assembler Symbols

- <c> For encoding A1: see Standard assembler syntax fields. This encoding must be unconditional.
- For encoding T1: see Standard assembler syntax fields.
- <q> See Standard assembler syntax fields.
- <dt> Is the data type for the elements of the second operand vector, encoded in “U:size”:

U	size	<dt>
0	00	S8
0	01	S16
0	10	S32
1	00	U8
1	01	U16
1	10	U32

<Qd>	Is the 128-bit name of the SIMD&FP destination register, encoded in the "D:Vd" field as <Qd>*2.
<Dn>	Is the 64-bit name of the first SIMD&FP source register, encoded in the "N:Vn" field.
<Dm>	Is the 64-bit name of the second SIMD&FP source register, encoded in the "M:Vm" field.

## Operation

```

if ConditionPassed() then
    EncodingSpecificOperations(); CheckAdvSIMDEnabled();
    for e = 0 to elements-1
        integer op1;
        if is_vsubw then
            op1 = Int(Elem[Qin[n>>1],e,2*esize], unsigned);
        else
            op1 = Int(Elem[Din[n],e,esize], unsigned);
        constant result = op1 - Int(Elem[Din[m],e,esize], unsigned);
        Elem[Q[d>>1],e,2*esize] = result<2*esize-1:0>;

```

## Operational information

If CPSR.DIT is 1 and this instruction passes its condition execution check:

- The execution time of this instruction is independent of:
  - The values of the data supplied in any of its registers.
  - The values of the NZCV flags.
- The response of this instruction to asynchronous exceptions does not vary based on:
  - The values of the data supplied in any of its registers.
  - The values of the NZCV flags.

Internal version only: isa v01\_31, pseudocode v2024-03\_rel ; Build timestamp: 2024-03-25T10:05

Copyright © 2010-2024 Arm Limited or its affiliates. All rights reserved. This document is Non-Confidential.

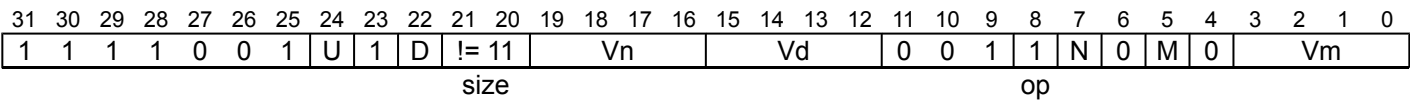
VSUBW

Vector Subtract Wide subtracts the elements of a doubleword vector from the corresponding elements of a quadword vector, and places the results in another quadword vector. Before subtracting, it sign-extends or zero-extends the elements of the doubleword operand.

Depending on settings in the CPACR, NSACR, and HCPTTR registers, and the Security state and PE mode in which the instruction is executed, an attempt to execute the instruction might be UNDEFINED, or trapped to Hyp mode. For more information see Enabling Advanced SIMD and floating-point support.

It has encodings from the following instruction sets: A32 ( A1 ) and T32 ( T1 ).

A1

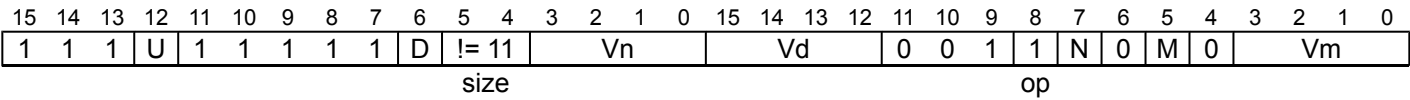


A1

```
VSUBW{<c>}{<q>}.<dt> {<Qd>}, <Qn>, <Dm>

if size == '11' then SEE "Related encodings";
if Vd<0> == '1' || (op == '1' && Vn<0> == '1') then UNDEFINED;
constant unsigned = (U == '1'); constant is_vsubw = (op == '1');
constant integer esize = 8 << UInt(size);
constant d = UInt(D:Vd); constant n = UInt(N:Vn); constant m = UInt(M:Vm);
constant elements = 64 DIV esize;
```

T1



T1

```
VSUBW{<c>}{<q>}.<dt> {<Qd>}, <Qn>, <Dm>

if size == '11' then SEE "Related encodings";
if Vd<0> == '1' || (op == '1' && Vn<0> == '1') then UNDEFINED;
constant unsigned = (U == '1'); constant is_vsubw = (op == '1');
constant integer esize = 8 << UInt(size);
constant d = UInt(D:Vd); constant n = UInt(N:Vn); constant m = UInt(M:Vm);
constant elements = 64 DIV esize;
```

Related encodings: See Advanced SIMD data-processing for the T32 instruction set, or Advanced SIMD data-processing for the A32 instruction set.

Assembler Symbols

- <c> For encoding A1: see Standard assembler syntax fields. This encoding must be unconditional.
- For encoding T1: see Standard assembler syntax fields.
- <q> See Standard assembler syntax fields.
- <dt> Is the data type for the elements of the second operand vector, encoded in “U:size”:

U	size	<dt>
0	00	S8
0	01	S16
0	10	S32
1	00	U8
1	01	U16
1	10	U32



<Qd>	Is the 128-bit name of the SIMD&FP destination register, encoded in the "D:Vd" field as <Qd>*2.
<Qn>	Is the 128-bit name of the first SIMD&FP source register, encoded in the "N:Vn" field as <Qn>*2.
<Dm>	Is the 64-bit name of the second SIMD&FP source register, encoded in the "M:Vm" field.

## Operation

```

if ConditionPassed() then
    EncodingSpecificOperations(); CheckAdvSIMDEnabled();
    for e = 0 to elements-1
        integer op1;
        if is_vsubw then
            op1 = Int(Elem[Qin[n>>1],e,2*esize], unsigned);
        else
            op1 = Int(Elem[Din[n],e,esize], unsigned);
        constant result = op1 - Int(Elem[Din[m],e,esize], unsigned);
        Elem[Q[d>>1],e,2*esize] = result<2*esize-1:0>;

```

## Operational information

If CPSR.DIT is 1 and this instruction passes its condition execution check:

- The execution time of this instruction is independent of:
  - The values of the data supplied in any of its registers.
  - The values of the NZCV flags.
- The response of this instruction to asynchronous exceptions does not vary based on:
  - The values of the data supplied in any of its registers.
  - The values of the NZCV flags.

Internal version only: isa v01\_31, pseudocode v2024-03\_rel ; Build timestamp: 2024-03-25T10:05

Copyright © 2010-2024 Arm Limited or its affiliates. All rights reserved. This document is Non-Confidential.

## VSUDOT (by element)

Dot Product index form with signed and unsigned integers. This instruction performs the dot product of the four signed 8-bit integer values in each 32-bit element of the first source register with the four unsigned 8-bit integer values in an indexed 32-bit element of the second source register, accumulating the result into the corresponding 32-bit element of the destination register.

From Armv8.2, this is an OPTIONAL instruction. [ID\\_ISAR6](#).I8MM indicates whether this instruction is supported in the T32 and A32 instruction sets. It has encodings from the following instruction sets: A32 ( [A1](#) ) and T32 ( [T1](#) ).

### A1

(FEAT\_AA32I8MM)

31	30	29	28	27	26	25	24	23	22	21	20	19	18	17	16	15	14	13	12	11	10	9	8	7	6	5	4	3	2	1	0
1	1	1	1	1	1	1	0	1	D	0	0	Vn				Vd				1	1	0	1	N	Q	M	1	Vm			
																												U			

### 64-bit SIMD vector (Q == 0)

```
VSUDOT{<q>}.U8 <Dd>, <Dn>, <Dm>[<index>]
```

### 128-bit SIMD vector (Q == 1)

```
VSUDOT{<q>}.U8 <Qd>, <Qn>, <Dm>[<index>]
```

```
if !IsFeatureImplemented(FEAT_AA32I8MM) then UNDEFINED;
if Q == '1' && (Vd<0> == '1' || Vn<0> == '1') then UNDEFINED;
constant boolean op1_unsigned = (U == '0');
constant boolean op2_unsigned = (U == '1');
constant integer d = UInt(D:Vd);
constant integer n = UInt(N:Vn);
constant integer m = UInt(Vm);
constant integer i = UInt(M);
constant integer regs = if Q == '1' then 2 else 1;
```

### T1

(FEAT\_AA32I8MM)

15	14	13	12	11	10	9	8	7	6	5	4	3	2	1	0	15	14	13	12	11	10	9	8	7	6	5	4	3	2	1	0
1	1	1	1	1	1	1	0	1	D	0	0	Vn				Vd				1	1	0	1	N	Q	M	1	Vm			
																												U			

### 64-bit SIMD vector (Q == 0)

```
VSUDOT{<q>}.U8 <Dd>, <Dn>, <Dm>[<index>]
```

### 128-bit SIMD vector (Q == 1)

```
VSUDOT{<q>}.U8 <Qd>, <Qn>, <Dm>[<index>]
```

```
if InITBlock() then UNPREDICTABLE;
if !IsFeatureImplemented(FEAT_AA32I8MM) then UNDEFINED;
if Q == '1' && (Vd<0> == '1' || Vn<0> == '1') then UNDEFINED;
constant boolean op1_unsigned = (U == '0');
constant boolean op2_unsigned = (U == '1');
constant integer d = UInt(D:Vd);
constant integer n = UInt(N:Vn);
constant integer m = UInt(Vm);
constant integer i = UInt(M);
constant integer regs = if Q == '1' then 2 else 1;
```

Assembler Symbols

<q>	See <i>Standard assembler syntax fields</i> .
<Qd>	Is the 128-bit name of the SIMD&FP destination register, encoded in the "D:Vd" field as <Qd>*2.
<Qn>	Is the 128-bit name of the first SIMD&FP source register, encoded in the "N:Vn" field as <Qn>*2.
<Dd>	Is the 64-bit name of the SIMD&FP destination register, encoded in the "D:Vd" field.
<Dn>	Is the 64-bit name of the first SIMD&FP source register, encoded in the "N:Vn" field.
<Dm>	Is the 64-bit name of the second SIMD&FP source register, encoded in the "Vm" field.
<index>	Is the element index in the range 0 to 1, encoded in the "M" field.

Operation

```
CheckAdvSIMDEnabled();
bits(64) operand1;
bits(64) operand2;
bits(64) result;

operand2 = Din[m];
for r = 0 to regs-1
    operand1 = Din[n+r];
    result = Din[d+r];
    for e = 0 to 1
        bits(32) res = Elem[result, e, 32];
        for b = 0 to 3
            element1 = Int(Elem[operand1, 4 * e + b, 8], op1_unsigned);
            element2 = Int(Elem[operand2, 4 * i + b, 8], op2_unsigned);
            res = res + element1 * element2;
        Elem[result, e, 32] = res;
    D[d+r] = result;
```

VSWP

Vector Swap exchanges the contents of two vectors. The vectors can be either doubleword or quadword. There is no distinction between data types. Depending on settings in the *CPACR*, *NSACR*, and *HCPTTR* registers, and the Security state and PE mode in which the instruction is executed, an attempt to execute the instruction might be UNDEFINED, or trapped to Hyp mode. For more information see *Enabling Advanced SIMD and floating-point support*. It has encodings from the following instruction sets: A32 ( [A1](#) ) and T32 ( [T1](#) ) .

A1

31	30	29	28	27	26	25	24	23	22	21	20	19	18	17	16	15	14	13	12	11	10	9	8	7	6	5	4	3	2	1	0
1	1	1	1	0	0	1	1	1	D	1	1	0	0	1	0	Vd				0	0	0	0	0	Q	M	0	Vm			
size																															

64-bit SIMD vector (Q == 0)

VSWP{<c>}{<q>}{.<dt>} <Dd>, <Dm>

128-bit SIMD vector (Q == 1)

VSWP{<c>}{<q>}{.<dt>} <Qd>, <Qm>

```
if size != '00' then UNDEFINED;
if Q == '1' && (Vd<0> == '1' || Vm<0> == '1') then UNDEFINED;
constant d = UInt(D:Vd);  constant m = UInt(M:Vm);  constant regs = if Q == '0' then 1 else 2;
```

T1

15	14	13	12	11	10	9	8	7	6	5	4	3	2	1	0	15	14	13	12	11	10	9	8	7	6	5	4	3	2	1	0
1	1	1	1	1	1	1	1	1	D	1	1	0	0	1	0	Vd				0	0	0	0	0	Q	M	0	Vm			
size																															

64-bit SIMD vector (Q == 0)

VSWP{<c>}{<q>}{.<dt>} <Dd>, <Dm>

128-bit SIMD vector (Q == 1)

VSWP{<c>}{<q>}{.<dt>} <Qd>, <Qm>

```
if size != '00' then UNDEFINED;
if Q == '1' && (Vd<0> == '1' || Vm<0> == '1') then UNDEFINED;
constant d = UInt(D:Vd);  constant m = UInt(M:Vm);  constant regs = if Q == '0' then 1 else 2;
```

Assembler Symbols

- <c> For encoding A1: see *Standard assembler syntax fields*. This encoding must be unconditional.  
For encoding T1: see *Standard assembler syntax fields*.
- <q> See *Standard assembler syntax fields*.
- <dt> An optional data type. It is ignored by assemblers, and does not affect the encoding.
- <Qd> Is the 128-bit name of the SIMD&FP destination register, encoded in the "D:Vd" field as <Qd>\*2.
- <Qm> Is the 128-bit name of the SIMD&FP source register, encoded in the "M:Vm" field as <Qm>\*2.
- <Dd> Is the 64-bit name of the SIMD&FP destination register, encoded in the "D:Vd" field.
- <Dm> Is the 64-bit name of the SIMD&FP source register, encoded in the "M:Vm" field.

## Operation

```
if ConditionPassed() then
    EncodingSpecificOperations(); CheckAdvSIMDEnabled();
    for r = 0 to regs-1
        if d == m then
            D[d+r] = bits(64) UNKNOWN;
        else
            D[d+r] = Din[m+r];
            D[m+r] = Din[d+r];
```

## Operational information

If CPSR.DIT is 1 and this instruction passes its condition execution check:

- The execution time of this instruction is independent of:
  - The values of the data supplied in any of its registers.
  - The values of the NZCV flags.
- The response of this instruction to asynchronous exceptions does not vary based on:
  - The values of the data supplied in any of its registers.
  - The values of the NZCV flags.

Internal version only: isa v01\_31, pseudocode v2024-03\_rel ; Build timestamp: 2024-03-25T10:05

Copyright © 2010-2024 Arm Limited or its affiliates. All rights reserved. This document is Non-Confidential.

## VTBL, VTBX

Vector Table Lookup uses byte indexes in a control vector to look up byte values in a table and generate a new vector. Indexes out of range return 0. Vector Table Extension works in the same way, except that indexes out of range leave the destination element unchanged.

Depending on settings in the [CPACR](#), [NSACR](#), and [HCPTR](#) registers, and the Security state and PE mode in which the instruction is executed, an attempt to execute the instruction might be UNDEFINED, or trapped to Hyp mode. For more information see [Enabling Advanced SIMD and floating-point support](#).

It has encodings from the following instruction sets: A32 ([A1](#)) and T32 ([T1](#)).

### A1

31	30	29	28	27	26	25	24	23	22	21	20	19	18	17	16	15	14	13	12	11	10	9	8	7	6	5	4	3	2	1	0
1	1	1	1	0	0	1	1	1	D	1	1	Vn				Vd				1 0		len	N	op	M	0	Vm				

#### VTBL (op == 0)

```
VTBL{<c>}{<q>}.8 <Dd>, <list>, <Dm>
```

#### VTBX (op == 1)

```
VTBX{<c>}{<q>}.8 <Dd>, <list>, <Dm>
```

```
constant is_vtbl = (op == '0'); constant length = UInt(len)+1;
constant d = UInt(D:Vd); constant n = UInt(N:Vn); constant m = UInt(M:Vm);
if n+length > 32 then UNPREDICTABLE;
```

### CONSTRAINED UNPREDICTABLE behavior

If `n + length > 32`, then one of the following behaviors must occur:

- The instruction is UNDEFINED.
- The instruction executes as NOP.
- One or more of the SIMD and floating-point registers are UNKNOWN. This behavior does not affect any general-purpose registers.

### T1

15	14	13	12	11	10	9	8	7	6	5	4	3	2	1	0	15	14	13	12	11	10	9	8	7	6	5	4	3	2	1	0
1	1	1	1	1	1	1	1	1	D	1	1	Vn			Vd			1	0	len	N	op	M	0	Vm						

#### VTBL (op == 0)

```
VTBL{<c>}{<q>}.8 <Dd>, <list>, <Dm>
```

#### VTBX (op == 1)

```
VTBX{<c>}{<q>}.8 <Dd>, <list>, <Dm>
```

```
constant is_vtbl = (op == '0'); constant length = UInt(len)+1;
constant d = UInt(D:Vd); constant n = UInt(N:Vn); constant m = UInt(M:Vm);
if n+length > 32 then UNPREDICTABLE;
```

### CONSTRAINED UNPREDICTABLE behavior

If `n + length > 32`, then one of the following behaviors must occur:

- The instruction is UNDEFINED.
- The instruction executes as NOP.
- One or more of the SIMD and floating-point registers are UNKNOWN. This behavior does not affect any general-purpose registers.

For more information about the CONSTRAINED UNPREDICTABLE behavior of this instruction, see [Architectural Constraints on UNPREDICTABLE behaviors](#).

## Assembler Symbols

<c>	For encoding A1: see <a href="#">Standard assembler syntax fields</a> . This encoding must be unconditional. For encoding T1: see <a href="#">Standard assembler syntax fields</a> .
<q>	See <a href="#">Standard assembler syntax fields</a> .
<Dd>	Is the 64-bit name of the SIMD&FP destination register, encoded in the "D:Vd" field.
<list>	The vectors containing the table. It must be one of: <b>{&lt;Dn&gt;}</b> Encoded as len = 0b00.  <b>{&lt;Dn&gt;, &lt;Dn+1&gt;}</b> Encoded as len = 0b01.  <b>{&lt;Dn&gt;, &lt;Dn+1&gt;, &lt;Dn+2&gt;}</b> Encoded as len = 0b10.  <b>{&lt;Dn&gt;, &lt;Dn+1&gt;, &lt;Dn+2&gt;, &lt;Dn+3&gt;}</b> Encoded as len = 0b11.
<Dm>	Is the 64-bit name of the SIMD&FP source register holding the indices, encoded in the "M:Vm" field.

## Operation

```
if ConditionPassed() then
    EncodingSpecificOperations(); CheckAdvSIMDEnabled();

    // Create 256-bit = 32-byte table variable, with zeros in entries that will not be used.
    constant table3 = if length == 4 then D[n+3] else Zeros(64);
    constant table2 = if length >= 3 then D[n+2] else Zeros(64);
    constant table1 = if length >= 2 then D[n+1] else Zeros(64);
    constant table = table3 : table2 : table1 : D[n];

    for i = 0 to 7
        constant index = UInt(Elem[D[m], i, 8]);
        if index < 8*length then
            Elem[D[d], i, 8] = Elem[table, index, 8];
        else
            if is_vtbl then
                Elem[D[d], i, 8] = Zeros(8);
            // else Elem[D[d], i, 8] unchanged
```

## Operational information

If CPSR.DIT is 1 and this instruction passes its condition execution check:

- The execution time of this instruction is independent of:
  - The values of the data supplied in any of its registers.
  - The values of the NZCV flags.
- The response of this instruction to asynchronous exceptions does not vary based on:
  - The values of the data supplied in any of its registers.
  - The values of the NZCV flags.

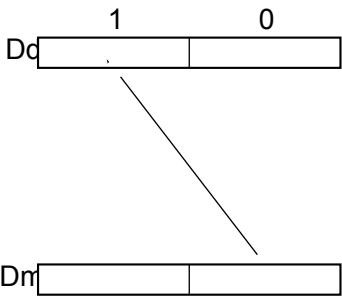
Internal version only: isa v01\_31, pseudocode v2024-03\_rel ; Build timestamp: 2024-03-25T10:05

Copyright © 2010-2024 Arm Limited or its affiliates. All rights reserved. This document is Non-Confidential.

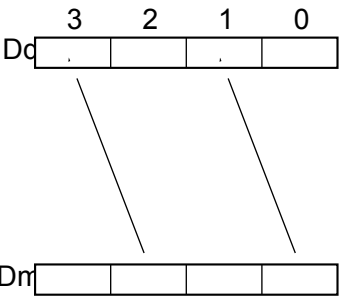
VTRN

Vector Transpose treats the elements of its operand vectors as elements of 2 x 2 matrices, and transposes the matrices. The elements of the vectors can be 8-bit, 16-bit, or 32-bit. There is no distinction between data types. The following figure shows an example of the operation of VTRN doubleword operations.

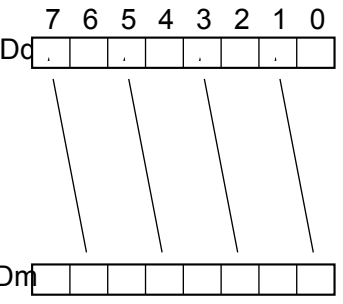
VTRN.32



VTRN.16



VTRN.8



Depending on settings in the [CPACR](#), [NSACR](#), and [HCPTR](#) registers, and the Security state and PE mode in which the instruction is executed, an attempt to execute the instruction might be UNDEFINED, or trapped to Hyp mode. For more information see [Enabling Advanced SIMD and floating-point support](#).

This instruction is used by the pseudo-instructions [VUZP \(alias\)](#), and [VZIP \(alias\)](#).

It has encodings from the following instruction sets: A32 ( [A1](#) ) and T32 ( [T1](#) ).

A1

31	30	29	28	27	26	25	24	23	22	21	20	19	18	17	16	15	14	13	12	11	10	9	8	7	6	5	4	3	2	1	0
1	1	1	1	0	0	1	1	1	D	1	1	size	1	0	Vd			0	0	0	0	1	Q	M	0	Vm					

64-bit SIMD vector (Q == 0)

VTRN{<c>}{<q>}.<dt> <Dd>, <Dm>

128-bit SIMD vector (Q == 1)

VTRN{<c>}{<q>}.<dt> <Qd>, <Qm>

```
if size == '11' then UNDEFINED;
if Q == '1' && (Vd<0> == '1' || Vm<0> == '1') then UNDEFINED;
constant esize = 8 << UInt(size); constant elements = 64 DIV esize;
constant d = UInt(D:Vd); constant m = UInt(M:Vm); constant regs = if Q == '0' then 1 else 2;
```

T1

15	14	13	12	11	10	9	8	7	6	5	4	3	2	1	0	15	14	13	12	11	10	9	8	7	6	5	4	3	2	1	0
1	1	1	1	1	1	1	1	1	D	1	1	size	1	0		Vd			0	0	0	0	1	Q	M	0		Vm			

64-bit SIMD vector (Q == 0)

VTRN{<c>}{<q>}.<dt> <Dd>, <Dm>

128-bit SIMD vector (Q == 1)

VTRN{<c>}{<q>}.<dt> <Qd>, <Qm>

```
if size == '11' then UNDEFINED;
if Q == '1' && (Vd<0> == '1' || Vm<0> == '1') then UNDEFINED;
constant esize = 8 << UInt(size); constant elements = 64 DIV esize;
constant d = UInt(D:Vd); constant m = UInt(M:Vm); constant regs = if Q == '0' then 1 else 2;
```



Assembler Symbols

- <c> For encoding A1: see [Standard assembler syntax fields](#). This encoding must be unconditional.  
For encoding T1: see [Standard assembler syntax fields](#).
- <q> See [Standard assembler syntax fields](#).
- <dt> Is the data type for the elements of the vectors, encoded in “size”:

size	<dt>
00	8
01	16
10	32
11	RESERVED

- <Qd> Is the 128-bit name of the SIMD&FP destination register, encoded in the "D:Vd" field as <Qd>\*2.
- <Qm> Is the 128-bit name of the SIMD&FP source register, encoded in the "M:Vm" field as <Qm>\*2.
- <Dd> Is the 64-bit name of the SIMD&FP destination register, encoded in the "D:Vd" field.
- <Dm> Is the 64-bit name of the SIMD&FP source register, encoded in the "M:Vm" field.

Operation

```
if ConditionPassed() then
    EncodingSpecificOperations();
    CheckAdvSIMDEnabled();
    constant h = elements DIV 2;

    for r = 0 to regs-1
        if d == m then
            D[d+r] = bits(64) UNKNOWN;
        else
            for e = 0 to h-1
                Elem[D[d+r], 2*e+1, esize] = Elem[Din[m+r], 2*e, esize];
                Elem[D[m+r], 2*e, esize] = Elem[Din[d+r], 2*e+1, esize];
```

Operational information

- If CPSR.DIT is 1 and this instruction passes its condition execution check:
- The execution time of this instruction is independent of:
    - The values of the data supplied in any of its registers.
    - The values of the NZCV flags.
  - The response of this instruction to asynchronous exceptions does not vary based on:
    - The values of the data supplied in any of its registers.
    - The values of the NZCV flags.

## VTST

Vector Test Bits takes each element in a vector, and bitwise ANDs it with the corresponding element of a second vector. If the result is not zero, the corresponding element in the destination vector is set to all ones. Otherwise, it is set to all zeros.

The operand vector elements can be any one of:

- 8-bit, 16-bit, or 32-bit fields.

The result vector elements are fields the same size as the operand vector elements.

Depending on settings in the [CPACR](#), [NSACR](#), and [HCPTR](#) registers, and the Security state and PE mode in which the instruction is executed, an attempt to execute the instruction might be UNDEFINED, or trapped to Hyp mode. For more information see [Enabling Advanced SIMD and floating-point support](#).

It has encodings from the following instruction sets: A32 ( [A1](#) ) and T32 ( [T1](#) ).

### A1

31	30	29	28	27	26	25	24	23	22	21	20	19	18	17	16	15	14	13	12	11	10	9	8	7	6	5	4	3	2	1	0
1	1	1	1	0	0	1	0	0	D	size		Vn			Vd				1	0	0	0	N	Q	M	1		Vm			

#### 64-bit SIMD vector (Q == 0)

VTST{<c>}{<q>}.<dt> {<Dd>,} <Dn>, <Dm>

#### 128-bit SIMD vector (Q == 1)

VTST{<c>}{<q>}.<dt> {<Qd>,} <Qn>, <Qm>

```
if Q == '1' && (Vd<0> == '1' || Vn<0> == '1' || Vm<0> == '1') then UNDEFINED;
if size == '11' then UNDEFINED;
constant esize = 8 << UInt(size); constant elements = 64 DIV esize;
constant d = UInt(D:Vd); constant n = UInt(N:Vn); constant m = UInt(M:Vm);
constant regs = if Q == '0' then 1 else 2;
```

### T1

15	14	13	12	11	10	9	8	7	6	5	4	3	2	1	0	15	14	13	12	11	10	9	8	7	6	5	4	3	2	1	0		
1	1	1	0	1	1	1	1	0	D	size	Vn					Vd					1	0	0	0	N	Q	M	1	Vm				

#### 64-bit SIMD vector (Q == 0)

VTST{<c>}{<q>}.<dt> {<Dd>,} <Dn>, <Dm>

#### 128-bit SIMD vector (Q == 1)

VTST{<c>}{<q>}.<dt> {<Qd>,} <Qn>, <Qm>

```
if Q == '1' && (Vd<0> == '1' || Vn<0> == '1' || Vm<0> == '1') then UNDEFINED;
if size == '11' then UNDEFINED;
constant esize = 8 << UInt(size); constant elements = 64 DIV esize;
constant d = UInt(D:Vd); constant n = UInt(N:Vn); constant m = UInt(M:Vm);
constant regs = if Q == '0' then 1 else 2;
```

## Assembler Symbols

<c>	For encoding A1: see <a href="#">Standard assembler syntax fields</a> . This encoding must be unconditional. For encoding T1: see <a href="#">Standard assembler syntax fields</a> .
<q>	See <a href="#">Standard assembler syntax fields</a> .
<dt>	Is the data type for the elements of the operands, encoded in “size”:

size	<dt>
00	8
01	16
10	32

- <Qd> Is the 128-bit name of the SIMD&FP destination register, encoded in the "D:Vd" field as <Qd>\*2.
- <Qn> Is the 128-bit name of the first SIMD&FP source register, encoded in the "N:Vn" field as <Qn>\*2.
- <Qm> Is the 128-bit name of the second SIMD&FP source register, encoded in the "M:Vm" field as <Qm>\*2.
- <Dd> Is the 64-bit name of the SIMD&FP destination register, encoded in the "D:Vd" field.
- <Dn> Is the 64-bit name of the first SIMD&FP source register, encoded in the "N:Vn" field.
- <Dm> Is the 64-bit name of the second SIMD&FP source register, encoded in the "M:Vm" field.

## Operation

```

if ConditionPassed() then
    EncodingSpecificOperations(); CheckAdvSIMDEnabled();
    for r = 0 to regs-1
        for e = 0 to elements-1
            if !IsZero(Elem[D[n+r],e,esize] AND Elem[D[m+r],e,esize]) then
                Elem[D[d+r],e,esize] = Ones(esize);
            else
                Elem[D[d+r],e,esize] = Zeros(esize);

```

## Operational information

If CPSR.DIT is 1 and this instruction passes its condition execution check:

- The execution time of this instruction is independent of:
  - The values of the data supplied in any of its registers.
  - The values of the NZCV flags.
- The response of this instruction to asynchronous exceptions does not vary based on:
  - The values of the data supplied in any of its registers.
  - The values of the NZCV flags.

Internal version only: isa v01\_31, pseudocode v2024-03\_rel ; Build timestamp: 2024-03-25T10:05

Copyright © 2010-2024 Arm Limited or its affiliates. All rights reserved. This document is Non-Confidential.

VUDOT (by element)

Dot Product index form with unsigned integers. This instruction performs the dot product of the four 8-bit elements in each 32-bit element of the first source register with the four 8-bit elements of an indexed 32-bit element in the second source register, accumulating the result into the corresponding 32-bit element of the destination register.

In Armv8.2 and Armv8.3, this is an OPTIONAL instruction. From Armv8.4 it is mandatory for all implementations to support it.

Note

*ID\_ISAR6*.DP indicates whether this instruction is supported.

It has encodings from the following instruction sets: A32 ( [A1](#) ) and T32 ( [T1](#) ) .

A1  
(FEAT\_DotProd)

31	30	29	28	27	26	25	24	23	22	21	20	19	18	17	16	15	14	13	12	11	10	9	8	7	6	5	4	3	2	1	0
1	1	1	1	1	1	1	0	0	D	1	0	Vn				Vd				1	1	0	1	N	Q	M	1	Vm			
																												U			

64-bit SIMD vector (Q == 0)

VUDOT{<q>}.U8 <Dd>, <Dn>, <Dm>[<index>]

128-bit SIMD vector (Q == 1)

VUDOT{<q>}.U8 <Qd>, <Qn>, <Dm>[<index>]

```
if !IsFeatureImplemented(FEAT_DotProd) then UNDEFINED;
if Q == '1' && (Vd<0> == '1' || Vn<0> == '1') then UNDEFINED;
constant boolean signed = (U=='0');
constant integer d = UInt(D:Vd);
constant integer n = UInt(N:Vn);
constant integer m = UInt(Vm<3:0>);
constant integer index = UInt(M);
constant integer esize = 32;
constant integer regs = if Q == '1' then 2 else 1;
```

T1  
(FEAT\_DotProd)

15	14	13	12	11	10	9	8	7	6	5	4	3	2	1	0	15	14	13	12	11	10	9	8	7	6	5	4	3	2	1	0
1	1	1	1	1	1	1	0	0	D	1	0	Vn				Vd				1	1	0	1	N	Q	M	1	Vm			
U																															

64-bit SIMD vector (Q == 0)

```
VUDOT{<q>}.U8 <Dd>, <Dn>, <Dm>[<index>]
```

128-bit SIMD vector (Q == 1)

```
VUDOT{<q>}.U8 <Qd>, <Qn>, <Dm>[<index>]
```

```
if InITBlock() then UNPREDICTABLE;
if !IsFeatureImplemented(FEAT_DotProd) then UNDEFINED;
if Q == '1' && (Vd<0> == '1' || Vn<0> == '1') then UNDEFINED;
constant boolean signed = (U=='0');
constant integer d = UInt(D:Vd);
constant integer n = UInt(N:Vn);
constant integer m = UInt(Vm<3:0>);
constant integer index = UInt(M);
constant integer esize = 32;
constant integer regs = if Q == '1' then 2 else 1;
```

Assembler Symbols

- <q> See *Standard assembler syntax fields*.
- <Qd> Is the 128-bit name of the SIMD&FP destination register, encoded in the "D:Vd" field as <Qd>\*2.
- <Qn> Is the 128-bit name of the first SIMD&FP source register, encoded in the "N:Vn" field as <Qn>\*2.
- <Dd> Is the 64-bit name of the SIMD&FP destination register, encoded in the "D:Vd" field.
- <Dn> Is the 64-bit name of the first SIMD&FP source register, encoded in the "N:Vn" field.
- <Dm> Is the 64-bit name of the second SIMD&FP source register, encoded in the "Vm" field.
- <index> Is the element index in the range 0 to 1, encoded in the "M" field.

Operation

```
bits(64) operand1;
constant bits(64) operand2 = D[m];
bits(64) result;
CheckAdvSIMDEnabled();
for r = 0 to regs-1
    operand1 = D[n+r];
    result = D[d+r];
    integer element1, element2;
    for e = 0 to 1
        integer res = 0;
        for i = 0 to 3
            if signed then
                element1 = SInt(Elem[operand1, 4 * e + i, esize DIV 4]);
                element2 = SInt(Elem[operand2, 4 * index + i, esize DIV 4]);
            else
                element1 = UInt(Elem[operand1, 4 * e + i, esize DIV 4]);
                element2 = UInt(Elem[operand2, 4 * index + i, esize DIV 4]);
            res = res + element1 * element2;
        Elem[result, e, esize] = Elem[result, e, esize] + res;
    D[d+r] = result;
```

VUDOT (vector)

Dot Product vector form with unsigned integers. This instruction performs the dot product of the four 8-bit elements in each 32-bit element of the first source register with the four 8-bit elements of the corresponding 32-bit element in the second source register, accumulating the result into the corresponding 32-bit element of the destination register.

In Armv8.2 and Armv8.3, this is an OPTIONAL instruction. From Armv8.4 it is mandatory for all implementations to support it.

Note

[ID\\_ISAR6](#).DP indicates whether this instruction is supported.

It has encodings from the following instruction sets: A32 ( [A1](#) ) and T32 ( [T1](#) ).

A1  
(FEAT\_DotProd)

31	30	29	28	27	26	25	24	23	22	21	20	19	18	17	16	15	14	13	12	11	10	9	8	7	6	5	4	3	2	1	0
1	1	1	1	1	1	0	0	0	D	1	0	Vn			Vd			1	1	0	1	N	Q	M	1	Vm			U		

64-bit SIMD vector (Q == 0)

VUDOT{<q>}.U8 <Dd>, <Dn>, <Dm>

128-bit SIMD vector (Q == 1)

VUDOT{<q>}.U8 <Qd>, <Qn>, <Qm>

```
if !IsFeatureImplemented(FEAT_DotProd) then UNDEFINED;
if Q == '1' && (Vd<0> == '1' || Vn<0> == '1' || Vm<0> == '1') then UNDEFINED;
constant boolean signed = U=='0';
constant integer d = UInt(D:Vd);
constant integer n = UInt(N:Vn);
constant integer m = UInt(M:Vm);
constant integer esize = 32;
constant integer regs = if Q == '1' then 2 else 1;
```

T1  
(FEAT\_DotProd)

15	14	13	12	11	10	9	8	7	6	5	4	3	2	1	0	15	14	13	12	11	10	9	8	7	6	5	4	3	2	1	0
1	1	1	1	1	1	0	0	0	D	1	0	Vn			Vd			1	1	0	1	N	Q	M	1	Vm			U		

64-bit SIMD vector (Q == 0)

VUDOT{<q>}.U8 <Dd>, <Dn>, <Dm>

128-bit SIMD vector (Q == 1)

VUDOT{<q>}.U8 <Qd>, <Qn>, <Qm>

```
if InITBlock() then UNPREDICTABLE;
if !IsFeatureImplemented(FEAT_DotProd) then UNDEFINED;
if Q == '1' && (Vd<0> == '1' || Vn<0> == '1' || Vm<0> == '1') then UNDEFINED;
constant boolean signed = U=='0';
constant integer d = UInt(D:Vd);
constant integer n = UInt(N:Vn);
constant integer m = UInt(M:Vm);
constant integer esize = 32;
constant integer regs = if Q == '1' then 2 else 1;
```

## Assembler Symbols

<q>	See <i>Standard assembler syntax fields</i> .
<Qd>	Is the 128-bit name of the SIMD&FP destination register, encoded in the "D:Vd" field as <Qd>*2.
<Qn>	Is the 128-bit name of the first SIMD&FP source register, encoded in the "N:Vn" field as <Qn>*2.
<Qm>	Is the 128-bit name of the second SIMD&FP source register, encoded in the "M:Vm" field as <Qm>*2.
<Dd>	Is the 64-bit name of the SIMD&FP destination register, encoded in the "D:Vd" field.
<Dn>	Is the 64-bit name of the first SIMD&FP source register, encoded in the "N:Vn" field.
<Dm>	Is the 64-bit name of the second SIMD&FP source register, encoded in the "M:Vm" field.

## Operation

```
bits(64) operand1;
bits(64) operand2;
bits(64) result;
CheckAdvSIMDEnabled();
for r = 0 to regs-1
    operand1 = D[n+r];
    operand2 = D[m+r];
    result = D[d+r];
    integer element1, element2;
    for e = 0 to 1
        integer res = 0;
        for i = 0 to 3
            if signed then
                element1 = SInt(Elem[operand1, 4 * e + i, esize DIV 4]);
                element2 = SInt(Elem[operand2, 4 * e + i, esize DIV 4]);
            else
                element1 = UInt(Elem[operand1, 4 * e + i, esize DIV 4]);
                element2 = UInt(Elem[operand2, 4 * e + i, esize DIV 4]);
            res = res + element1 * element2;
        Elem[result, e, esize] = Elem[result, e, esize] + res;
    D[d+r] = result;
```

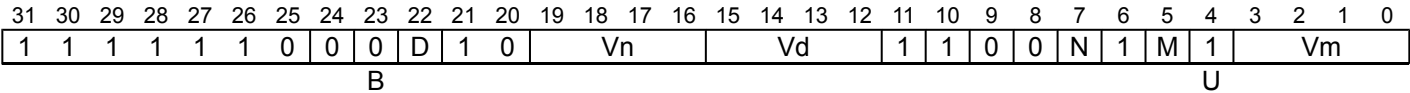
Internal version only: isa v01\_31, pseudocode v2024-03\_rel ; Build timestamp: 2024-03-25T10:05

Copyright © 2010-2024 Arm Limited or its affiliates. All rights reserved. This document is Non-Confidential.

VUMMLA

The widening integer matrix multiply-accumulate instruction multiplies the 2x8 matrix of unsigned 8-bit integer values held in the first source vector by the 8x2 matrix of unsigned 8-bit integer values in the second source vector. The resulting 2x2 32-bit integer matrix product is destructively added to the 32-bit integer matrix accumulator held in the destination vector. This is equivalent to performing an 8-way dot product per destination element. From Armv8.2, this is an OPTIONAL instruction. [ID\\_ISAR6](#).I8MM indicates whether this instruction is supported in the T32 and A32 instruction sets. It has encodings from the following instruction sets: A32 ( [A1](#) ) and T32 ( [T1](#) ).

A1  
(FEAT\_AA32I8MM)

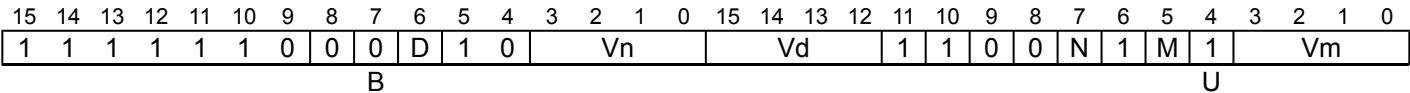


A1

```
VUMMLA{<q>}.U8 <Qd>, <Qn>, <Qm>

if !IsFeatureImplemented(FEAT_AA32I8MM) then UNDEFINED;
boolean op1_unsigned;
boolean op2_unsigned;
case B:U of
  when '00' op1_unsigned = FALSE; op2_unsigned = FALSE;
  when '01' op1_unsigned = TRUE;  op2_unsigned = TRUE;
  when '10' op1_unsigned = TRUE;  op2_unsigned = FALSE;
  when '11' UNDEFINED;
if Vd<0> == '1' || Vn<0> == '1' || Vm<0> == '1' then UNDEFINED;
constant integer d = UInt(D:Vd);
constant integer n = UInt(N:Vn);
constant integer m = UInt(M:Vm);
```

T1  
(FEAT\_AA32I8MM)



T1

```
VUMMLA{<q>}.U8 <Qd>, <Qn>, <Qm>

if InITBlock() then UNPREDICTABLE;
if !IsFeatureImplemented(FEAT_AA32I8MM) then UNDEFINED;
boolean op1_unsigned;
boolean op2_unsigned;
case B:U of
  when '00' op1_unsigned = FALSE; op2_unsigned = FALSE;
  when '01' op1_unsigned = TRUE;  op2_unsigned = TRUE;
  when '10' op1_unsigned = TRUE;  op2_unsigned = FALSE;
  when '11' UNDEFINED;
if Vd<0> == '1' || Vn<0> == '1' || Vm<0> == '1' then UNDEFINED;
constant integer d = UInt(D:Vd);
constant integer n = UInt(N:Vn);
constant integer m = UInt(M:Vm);
```

Assembler Symbols

- <q> See [Standard assembler syntax fields](#).
- <Qd> Is the 128-bit name of the SIMD&FP third source and destination register, encoded in the "D:Vd" field as <Qd>\*2.



<Qn> Is the 128-bit name of the first SIMD&FP source register, encoded in the "N:Vn" field as <Qn>\*2.

<Qm> Is the 128-bit name of the second SIMD&FP source register, encoded in the "M:Vm" field as <Qm>\*2.

## Operation

```

CheckAdvSIMDEnabled();
constant bits(128) operand1 = Q[n>>1];
constant bits(128) operand2 = Q[m>>1];
constant bits(128) addend   = Q[d>>1];

Q[d>>1] = MatMulAdd(addend, operand1, operand2, op1_unsigned, op2_unsigned);

```

Internal version only: isa v01\_31, pseudocode v2024-03\_rel ; Build timestamp: 2024-03-25T10:05

Copyright © 2010-2024 Arm Limited or its affiliates. All rights reserved. This document is Non-Confidential.

## VUSDOT (by element)

Dot Product index form with unsigned and signed integers. This instruction performs the dot product of the four unsigned 8-bit integer values in each 32-bit element of the first source register with the four signed 8-bit integer values in an indexed 32-bit element of the second source register, accumulating the result into the corresponding 32-bit element of the destination register.

From Armv8.2, this is an OPTIONAL instruction. [ID\\_ISAR6](#).I8MM indicates whether this instruction is supported in the T32 and A32 instruction sets. It has encodings from the following instruction sets: A32 ( [A1](#) ) and T32 ( [T1](#) ).

### A1

(FEAT\_AA32I8MM)

31	30	29	28	27	26	25	24	23	22	21	20	19	18	17	16	15	14	13	12	11	10	9	8	7	6	5	4	3	2	1	0
1	1	1	1	1	1	1	0	1	D	0	0	Vn				Vd				1	1	0	1	N	Q	M	0	Vm			
																												U			

#### 64-bit SIMD vector (Q == 0)

```
VUSDOT{<q>}.S8 <Dd>, <Dn>, <Dm>[<index>]
```

#### 128-bit SIMD vector (Q == 1)

```
VUSDOT{<q>}.S8 <Qd>, <Qn>, <Dm>[<index>]
```

```
if !IsFeatureImplemented(FEAT_AA32I8MM) then UNDEFINED;
if Q == '1' && (Vd<0> == '1' || Vn<0> == '1') then UNDEFINED;
constant boolean op1_unsigned = (U == '0');
constant boolean op2_unsigned = (U == '1');
constant integer d = UInt(D:Vd);
constant integer n = UInt(N:Vn);
constant integer m = UInt(Vm);
constant integer i = UInt(M);
constant integer regs = if Q == '1' then 2 else 1;
```

### T1

(FEAT\_AA32I8MM)

15	14	13	12	11	10	9	8	7	6	5	4	3	2	1	0	15	14	13	12	11	10	9	8	7	6	5	4	3	2	1	0
1	1	1	1	1	1	1	0	1	D	0	0	Vn				Vd				1	1	0	1	N	Q	M	0	Vm			
																												U			

#### 64-bit SIMD vector (Q == 0)

```
VUSDOT{<q>}.S8 <Dd>, <Dn>, <Dm>[<index>]
```

#### 128-bit SIMD vector (Q == 1)

```
VUSDOT{<q>}.S8 <Qd>, <Qn>, <Dm>[<index>]
```

```
if InITBlock() then UNPREDICTABLE;
if !IsFeatureImplemented(FEAT_AA32I8MM) then UNDEFINED;
if Q == '1' && (Vd<0> == '1' || Vn<0> == '1') then UNDEFINED;
constant boolean op1_unsigned = (U == '0');
constant boolean op2_unsigned = (U == '1');
constant integer d = UInt(D:Vd);
constant integer n = UInt(N:Vn);
constant integer m = UInt(Vm);
constant integer i = UInt(M);
constant integer regs = if Q == '1' then 2 else 1;
```

## Assembler Symbols

<q>	See <i>Standard assembler syntax fields</i> .
<Qd>	Is the 128-bit name of the SIMD&FP destination register, encoded in the "D:Vd" field as <Qd>*2.
<Qn>	Is the 128-bit name of the first SIMD&FP source register, encoded in the "N:Vn" field as <Qn>*2.
<Dd>	Is the 64-bit name of the SIMD&FP destination register, encoded in the "D:Vd" field.
<Dn>	Is the 64-bit name of the first SIMD&FP source register, encoded in the "N:Vn" field.
<Dm>	Is the 64-bit name of the second SIMD&FP source register, encoded in the "Vm" field.
<index>	Is the element index in the range 0 to 1, encoded in the "M" field.

## Operation

```
CheckAdvSIMDEnabled();
bits(64) operand1;
bits(64) operand2;
bits(64) result;

operand2 = Din[m];
for r = 0 to regs-1
    operand1 = Din[n+r];
    result = Din[d+r];
    for e = 0 to 1
        bits(32) res = Elem[result, e, 32];
        for b = 0 to 3
            element1 = Int(Elem[operand1, 4 * e + b, 8], op1_unsigned);
            element2 = Int(Elem[operand2, 4 * i + b, 8], op2_unsigned);
            res = res + element1 * element2;
        Elem[result, e, 32] = res;
    D[d+r] = result;
```

Internal version only: isa v01\_31, pseudocode v2024-03\_rel ; Build timestamp: 2024-03-25T10:05

Copyright © 2010-2024 Arm Limited or its affiliates. All rights reserved. This document is Non-Confidential.

VUSDOT (vector)

Dot Product vector form with mixed-sign integers. This instruction performs the dot product of the four unsigned 8-bit integer values in each 32-bit element of the first source register with the four signed 8-bit integer values in the corresponding 32-bit element of the second source register, accumulating the result into the corresponding 32-bit element of the destination register.

From Armv8.2, this is an OPTIONAL instruction. *ID\_ISAR6*.I8MM indicates whether this instruction is supported in the T32 and A32 instruction sets. It has encodings from the following instruction sets: A32 ( [A1](#) ) and T32 ( [T1](#) ) .

A1  
(FEAT\_AA32I8MM)

31	30	29	28	27	26	25	24	23	22	21	20	19	18	17	16	15	14	13	12	11	10	9	8	7	6	5	4	3	2	1	0
1	1	1	1	1	1	0	0	1	D	1	0	Vn				Vd				1	1	0	1	N	Q	M	0	Vm			

64-bit SIMD vector (Q == 0)

VUSDOT{<q>}.S8 <Dd>, <Dn>, <Dm>

128-bit SIMD vector (Q == 1)

VUSDOT{<q>}.S8 <Qd>, <Qn>, <Qm>

```
if !IsFeatureImplemented(FEAT_AA32I8MM) then UNDEFINED;
if Q == '1' && (Vd<0> == '1' || Vn<0> == '1' || Vm<0> == '1') then UNDEFINED;
constant integer d = UInt(D:Vd);
constant integer n = UInt(N:Vn);
constant integer m = UInt(M:Vm);
constant integer regs = if Q == '1' then 2 else 1;
```

T1  
(FEAT\_AA32I8MM)

15	14	13	12	11	10	9	8	7	6	5	4	3	2	1	0	15	14	13	12	11	10	9	8	7	6	5	4	3	2	1	0
1	1	1	1	1	1	0	0	1	D	1	0	Vn				Vd				1	1	0	1	N	Q	M	0	Vm			

64-bit SIMD vector (Q == 0)

VUSDOT{<q>}.S8 <Dd>, <Dn>, <Dm>

128-bit SIMD vector (Q == 1)

VUSDOT{<q>}.S8 <Qd>, <Qn>, <Qm>

```
if InITBlock() then UNPREDICTABLE;
if !IsFeatureImplemented(FEAT_AA32I8MM) then UNDEFINED;
if Q == '1' && (Vd<0> == '1' || Vn<0> == '1' || Vm<0> == '1') then UNDEFINED;
constant integer d = UInt(D:Vd);
constant integer n = UInt(N:Vn);
constant integer m = UInt(M:Vm);
constant integer regs = if Q == '1' then 2 else 1;
```

Assembler Symbols

- <q> See *Standard assembler syntax fields*.
- <Qd> Is the 128-bit name of the SIMD&FP third source and destination register, encoded in the "D:Vd" field as <Qd>\*2.
- <Qn> Is the 128-bit name of the first SIMD&FP source register, encoded in the "N:Vn" field as <Qn>\*2.
- <Qm> Is the 128-bit name of the second SIMD&FP source register, encoded in the "M:Vm" field as <Qm>\*2.
- <Dd> Is the 64-bit name of the SIMD&FP third source and destination register, encoded in the "D:Vd" field.

<Dn> Is the 64-bit name of the first SIMD&FP source register, encoded in the "N:Vn" field.

<Dm> Is the 64-bit name of the second SIMD&FP source register, encoded in the "M:Vm" field.

## Operation

```

CheckAdvSIMDEnabled();
bits(64) operand1;
bits(64) operand2;
bits(64) result;

for r = 0 to regs-1
    operand1 = Din[n+r];
    operand2 = Din[m+r];
    result = Din[d+r];
    for e = 0 to 1
        bits(32) res = Elem[result, e, 32];
        for b = 0 to 3
            constant element1 = UInt(Elem[operand1, 4 * e + b, 8]);
            constant element2 = SInt(Elem[operand2, 4 * e + b, 8]);
            res = res + element1 * element2;
        Elem[result, e, 32] = res;
    D[d+r] = result;

```

Internal version only: isa v01\_31, pseudocode v2024-03\_rel ; Build timestamp: 2024-03-25T10:05

Copyright © 2010-2024 Arm Limited or its affiliates. All rights reserved. This document is Non-Confidential.

## VUSMMLA

The widening integer matrix multiply-accumulate instruction multiplies the 2x8 matrix of unsigned 8-bit integer values held in the first source vector by the 8x2 matrix of signed 8-bit integer values in the second source vector. The resulting 2x2 32-bit integer matrix product is destructively added to the 32-bit integer matrix accumulator held in the destination vector. This is equivalent to performing an 8-way dot product per destination element.

From Armv8.2, this is an OPTIONAL instruction. [ID\\_ISAR6](#).I8MM indicates whether this instruction is supported in the T32 and A32 instruction sets.

It has encodings from the following instruction sets: A32 ( [A1](#) ) and T32 ( [T1](#) ).

### A1

#### (FEAT\_AA32I8MM)

31	30	29	28	27	26	25	24	23	22	21	20	19	18	17	16	15	14	13	12	11	10	9	8	7	6	5	4	3	2	1	0
1	1	1	1	1	1	0	0	1	D	1	0	Vn			Vd			1	1	0	0	N	1	M	0	Vm					
B																U															

### A1

VUSMMLA{<q>}.S8 <Qd>, <Qn>, <Qm>

```
if !IsFeatureImplemented(FEAT_AA32I8MM) then UNDEFINED;
boolean op1_unsigned;
boolean op2_unsigned;
case B:U of
  when '00' op1_unsigned = FALSE; op2_unsigned = FALSE;
  when '01' op1_unsigned = TRUE;  op2_unsigned = TRUE;
  when '10' op1_unsigned = TRUE;  op2_unsigned = FALSE;
  when '11' UNDEFINED;
if Vd<0> == '1' || Vn<0> == '1' || Vm<0> == '1' then UNDEFINED;
constant integer d = UInt(D:Vd);
constant integer n = UInt(N:Vn);
constant integer m = UInt(M:Vm);
```

### T1

#### (FEAT\_AA32I8MM)

15	14	13	12	11	10	9	8	7	6	5	4	3	2	1	0	15	14	13	12	11	10	9	8	7	6	5	4	3	2	1	0
1	1	1	1	1	1	0	0	1	D	1	0	Vn			Vd			1	1	0	0	N	1	M	0	Vm					
B																U															

### T1

VUSMMLA{<q>}.S8 <Qd>, <Qn>, <Qm>

```
if InITBlock() then UNPREDICTABLE;
if !IsFeatureImplemented(FEAT_AA32I8MM) then UNDEFINED;
boolean op1_unsigned;
boolean op2_unsigned;
case B:U of
  when '00' op1_unsigned = FALSE; op2_unsigned = FALSE;
  when '01' op1_unsigned = TRUE;  op2_unsigned = TRUE;
  when '10' op1_unsigned = TRUE;  op2_unsigned = FALSE;
  when '11' UNDEFINED;
if Vd<0> == '1' || Vn<0> == '1' || Vm<0> == '1' then UNDEFINED;
constant integer d = UInt(D:Vd);
constant integer n = UInt(N:Vn);
constant integer m = UInt(M:Vm);
```

## Assembler Symbols

<q> See [Standard assembler syntax fields](#).

<Qd> Is the 128-bit name of the SIMD&FP third source and destination register, encoded in the "D:Vd" field as <Qd>\*2.

<Qn> Is the 128-bit name of the first SIMD&FP source register, encoded in the "N:Vn" field as <Qn>\*2.

<Qm> Is the 128-bit name of the second SIMD&FP source register, encoded in the "M:Vm" field as <Qm>\*2.

## Operation

```

CheckAdvSIMDEnabled();
constant bits(128) operand1 = Q[n>>1];
constant bits(128) operand2 = Q[m>>1];
constant bits(128) addend   = Q[d>>1];

Q[d>>1] = MatMulAdd(addend, operand1, operand2, op1_unsigned, op2_unsigned);

```

Internal version only: isa v01\_31, pseudocode v2024-03\_rel ; Build timestamp: 2024-03-25T10:05

Copyright © 2010-2024 Arm Limited or its affiliates. All rights reserved. This document is Non-Confidential.

VUZP

Vector Unzip de-interleaves the elements of two vectors.  
The elements of the vectors can be 8-bit, 16-bit, or 32-bit. There is no distinction between data types.  
The following figure shows an example of the operation of VUZP doubleword operation for data type 8.

VUZP.8, doubleword

	Register state before operation								Register state after operation							
Dd	A7	A6	A5	A4	A3	A2	A1	A0	B6	B4	B2	B0	A6	A4	A2	A0
Dm	B7	B6	B5	B4	B3	B2	B1	B0	B7	B5	B3	B1	A7	A5	A3	A1

The following figure shows an example of the operation of VUZP quadword operation for data type 32.

VUZP.32, quadword

	Register state before operation				Register state after operation			
Qd	A3	A2	A1	A0	B2	B0	A2	A0
Qm	B3	B2	B1	B0	B3	B1	A3	A1

Depending on settings in the *CPACR*, *NSACR*, and *HCPTR* registers, and the Security state and PE mode in which the instruction is executed, an attempt to execute the instruction might be UNDEFINED, or trapped to Hyp mode. For more information see *Enabling Advanced SIMD and floating-point support*.  
It has encodings from the following instruction sets: A32 ( [A1](#) ) and T32 ( [T1](#) ).

A1

31	30	29	28	27	26	25	24	23	22	21	20	19	18	17	16	15	14	13	12	11	10	9	8	7	6	5	4	3	2	1	0
1	1	1	1	0	0	1	1	1	D	1	1	size	1	0	Vd			0	0	0	1	0	Q	M	0	Vm					

64-bit SIMD vector (Q == 0)

```
VUZP{<c>}{<q>}.<dt> <Dd>, <Dm>
```

128-bit SIMD vector (Q == 1)

```
VUZP{<c>}{<q>}.<dt> <Qd>, <Qm>
```

```
if size == '11' || (Q == '0' && size == '10') then UNDEFINED;
if Q == '1' && (Vd<0> == '1' || Vm<0> == '1') then UNDEFINED;
constant quadword_operation = (Q == '1');  constant esize = 8 << UInt(size);
constant d = UInt(D:Vd);  constant m = UInt(M:Vm);
```

T1

15	14	13	12	11	10	9	8	7	6	5	4	3	2	1	0	15	14	13	12	11	10	9	8	7	6	5	4	3	2	1	0
1	1	1	1	1	1	1	1	1	D	1	1	size	1	0		Vd			0	0	0	1	0	Q	M	0		Vm			

64-bit SIMD vector (Q == 0)

```
VUZP{<c>}{<q>}.<dt> <Dd>, <Dm>
```

128-bit SIMD vector (Q == 1)

```
VUZP{<c>}{<q>}.<dt> <Qd>, <Qm>
```

```
if size == '11' || (Q == '0' && size == '10') then UNDEFINED;
if Q == '1' && (Vd<0> == '1' || Vm<0> == '1') then UNDEFINED;
constant quadword_operation = (Q == '1');  constant esize = 8 << UInt(size);
constant d = UInt(D:Vd);  constant m = UInt(M:Vm);
```

Assembler Symbols

<c> For encoding A1: see *Standard assembler syntax fields*. This encoding must be unconditional.



For encoding T1: see [Standard assembler syntax fields](#).

<q> See [Standard assembler syntax fields](#).

<dt> For the 64-bit SIMD vector variant: is the data type for the elements of the vectors, encoded in "size":

size	<dt>
00	8
01	16
1x	RESERVED

For the 128-bit SIMD vector variant: is the data type for the elements of the vectors, encoded in "size":

size	<dt>
00	8
01	16
10	32
11	RESERVED

<Qd> Is the 128-bit name of the SIMD&FP destination register, encoded in the "D:Vd" field as <Qd>\*2.

<Qm> Is the 128-bit name of the SIMD&FP source register, encoded in the "M:Vm" field as <Qm>\*2.

<Dd> Is the 64-bit name of the SIMD&FP destination register, encoded in the "D:Vd" field.

<Dm> Is the 64-bit name of the SIMD&FP source register, encoded in the "M:Vm" field.

## Operation

```
if ConditionPassed() then
    EncodingSpecificOperations();    CheckAdvSIMDEnabled();
    if quadword_operation then
        if d == m then
            Q[d>>1] = bits(128) UNKNOWN;
        else
            constant zipped_q = Q[m>>1]:Q[d>>1];
            for e = 0 to (128 DIV esize) - 1
                Elem[Q[d>>1],e,esize] = Elem[zipped_q,2*e,esize];
                Elem[Q[m>>1],e,esize] = Elem[zipped_q,2*e+1,esize];
    else
        if d == m then
            D[d] = bits(64) UNKNOWN;
        else
            constant zipped_d = D[m]:D[d];
            for e = 0 to (64 DIV esize) - 1
                Elem[D[d],e,esize] = Elem[zipped_d,2*e,esize];
                Elem[D[m],e,esize] = Elem[zipped_d,2*e+1,esize];
```

## Operational information

If CPSR.DIT is 1 and this instruction passes its condition execution check:

- The execution time of this instruction is independent of:
  - The values of the data supplied in any of its registers.
  - The values of the NZCV flags.
- The response of this instruction to asynchronous exceptions does not vary based on:
  - The values of the data supplied in any of its registers.
  - The values of the NZCV flags.

Internal version only: isa v01\_31, pseudocode v2024-03\_rel ; Build timestamp: 2024-03-25T10:05

Copyright © 2010-2024 Arm Limited or its affiliates. All rights reserved. This document is Non-Confidential.

VUZP (alias)

Vector Unzip de-interleaves the elements of two vectors.

This is a pseudo-instruction of [VTRN](#). This means:

- The encodings in this description are named to match the encodings of [VTRN](#).
- The assembler syntax is used only for assembly, and is not used on disassembly.
- The description of [VTRN](#) gives the operational pseudocode, any CONSTRAINED UNPREDICTABLE behavior, and any operational information for this instruction.

It has encodings from the following instruction sets: A32 ( [A1](#) ) and T32 ( [T1](#) ).

A1

31	30	29	28	27	26	25	24	23	22	21	20	19	18	17	16	15	14	13	12	11	10	9	8	7	6	5	4	3	2	1	0
1	1	1	1	0	0	1	1	1	D	1	1	size	1	0	Vd			0	0	0	0	1	0	M	0	Vm					
Q																															

64-bit SIMD vector

VUZP{<c>}{<q>}.32 <Dd>, <Dm>

is equivalent to

VTRN{<c>}{<q>}.32 <Dd>, <Dm>

T1

15	14	13	12	11	10	9	8	7	6	5	4	3	2	1	0	15	14	13	12	11	10	9	8	7	6	5	4	3	2	1	0
1	1	1	1	1	1	1	1	1	D	1	1	size	1	0	Vd			0	0	0	0	1	0	M	0	Vm					
Q																															

64-bit SIMD vector

VUZP{<c>}{<q>}.32 <Dd>, <Dm>

is equivalent to

VTRN{<c>}{<q>}.32 <Dd>, <Dm>

Assembler Symbols

- <c>For encoding A1: see [Standard assembler syntax fields](#). This encoding must be unconditional.  
For encoding T1: see [Standard assembler syntax fields](#).
- <q>See [Standard assembler syntax fields](#).
- <Dd>Is the 64-bit name of the SIMD&FP destination register, encoded in the "D:Vd" field.
- <Dm>Is the 64-bit name of the SIMD&FP source register, encoded in the "M:Vm" field.

Operation

The description of [VTRN](#) gives the operational pseudocode for this instruction.

VZIP

Vector Zip interleaves the elements of two vectors.  
The elements of the vectors can be 8-bit, 16-bit, or 32-bit. There is no distinction between data types.  
The following figure shows an example of the operation of VZIP doubleword operation for data type 8.

VZIP.8, doubleword

	Register state before operation								Register state after operation							
Dd	A7	A6	A5	A4	A3	A2	A1	A0	B3	A3	B2	A2	B1	A1	B0	A0
Dm	B7	B6	B5	B4	B3	B2	B1	B0	B7	A7	B6	A6	B5	A5	B4	A4

The following figure shows an example of the operation of VZIP quadword operation for data type 32.

VZIP.32, quadword

	Register state before operation				Register state after operation			
Qd	A3	A2	A1	A0	B1	A1	B0	A0
Qm	B3	B2	B1	B0	B3	A3	B2	A2

Depending on settings in the *CPACR*, *NSACR*, and *HCPTR* registers, and the Security state and PE mode in which the instruction is executed, an attempt to execute the instruction might be UNDEFINED, or trapped to Hyp mode. For more information see *Enabling Advanced SIMD and floating-point support*.  
It has encodings from the following instruction sets: A32 ( [A1](#) ) and T32 ( [T1](#) ).

A1

31	30	29	28	27	26	25	24	23	22	21	20	19	18	17	16	15	14	13	12	11	10	9	8	7	6	5	4	3	2	1	0
1	1	1	1	0	0	1	1	1	D	1	1	size	1	0	Vd			0	0	0	1	1	Q	M	0	Vm					

64-bit SIMD vector (Q == 0)

```
VZIP{<c>}{<q>}.<dt> <Dd>, <Dm>
```

128-bit SIMD vector (Q == 1)

```
VZIP{<c>}{<q>}.<dt> <Qd>, <Qm>
```

```
if size == '11' || (Q == '0' && size == '10') then UNDEFINED;
if Q == '1' && (Vd<0> == '1' || Vm<0> == '1') then UNDEFINED;
constant quadword_operation = (Q == '1');  constant esize = 8 << UInt(size);
constant d = UInt(D:Vd);  constant m = UInt(M:Vm);
```

T1

15	14	13	12	11	10	9	8	7	6	5	4	3	2	1	0	15	14	13	12	11	10	9	8	7	6	5	4	3	2	1	0
1	1	1	1	1	1	1	1	1	D	1	1	size	1	0	Vd		0	0	0	1	1	Q	M	0	Vm						

64-bit SIMD vector (Q == 0)

```
VZIP{<c>}{<q>}.<dt> <Dd>, <Dm>
```

128-bit SIMD vector (Q == 1)

```
VZIP{<c>}{<q>}.<dt> <Qd>, <Qm>
```

```
if size == '11' || (Q == '0' && size == '10') then UNDEFINED;
if Q == '1' && (Vd<0> == '1' || Vm<0> == '1') then UNDEFINED;
constant quadword_operation = (Q == '1');  constant esize = 8 << UInt(size);
constant d = UInt(D:Vd);  constant m = UInt(M:Vm);
```

Assembler Symbols

<c> For encoding A1: see *Standard assembler syntax fields*. This encoding must be unconditional.

For encoding T1: see [Standard assembler syntax fields](#).

<q> See [Standard assembler syntax fields](#).

<dt> For the 64-bit SIMD vector variant: is the data type for the elements of the vectors, encoded in “size”:

size	<dt>
00	8
01	16
1x	RESERVED

For the 128-bit SIMD vector variant: is the data type for the elements of the vectors, encoded in “size”:

size	<dt>
00	8
01	16
10	32
11	RESERVED

<Qd> Is the 128-bit name of the SIMD&FP destination register, encoded in the "D:Vd" field as <Qd>\*2.

<Qm> Is the 128-bit name of the SIMD&FP source register, encoded in the "M:Vm" field as <Qm>\*2.

<Dd> Is the 64-bit name of the SIMD&FP destination register, encoded in the "D:Vd" field.

<Dm> Is the 64-bit name of the SIMD&FP source register, encoded in the "M:Vm" field.

## Operation

```
if ConditionPassed() then
    EncodingSpecificOperations(); CheckAdvSIMDEnabled();
    if quadword_operation then
        if d == m then
            Q[d>>1] = bits(128) UNKNOWN;
        else
            bits(256) zipped_q;
            for e = 0 to (128 DIV esize) - 1
                Elem[zipped_q,2*e,esize] = Elem[Q[d>>1],e,esize];
                Elem[zipped_q,2*e+1,esize] = Elem[Q[m>>1],e,esize];
            Q[d>>1] = zipped_q<127:0>; Q[m>>1] = zipped_q<255:128>;
    else
        if d == m then
            D[d] = bits(64) UNKNOWN;
        else
            bits(128) zipped_d;
            for e = 0 to (64 DIV esize) - 1
                Elem[zipped_d,2*e,esize] = Elem[D[d],e,esize];
                Elem[zipped_d,2*e+1,esize] = Elem[D[m],e,esize];
            D[d] = zipped_d<63:0>; D[m] = zipped_d<127:64>;
```

## Operational information

If CPSR.DIT is 1 and this instruction passes its condition execution check:

- The execution time of this instruction is independent of:
  - The values of the data supplied in any of its registers.
  - The values of the NZCV flags.
- The response of this instruction to asynchronous exceptions does not vary based on:
  - The values of the data supplied in any of its registers.
  - The values of the NZCV flags.

Internal version only: isa v01\_31, pseudocode v2024-03\_rel ; Build timestamp: 2024-03-25T10:05

Copyright © 2010-2024 Arm Limited or its affiliates. All rights reserved. This document is Non-Confidential.

VZIP (alias)

Vector Zip interleaves the elements of two vectors.

This is a pseudo-instruction of [VTRN](#). This means:

- The encodings in this description are named to match the encodings of [VTRN](#).
- The assembler syntax is used only for assembly, and is not used on disassembly.
- The description of [VTRN](#) gives the operational pseudocode, any CONSTRAINED UNPREDICTABLE behavior, and any operational information for this instruction.

It has encodings from the following instruction sets: A32 ( [A1](#) ) and T32 ( [T1](#) ).

A1

31	30	29	28	27	26	25	24	23	22	21	20	19	18	17	16	15	14	13	12	11	10	9	8	7	6	5	4	3	2	1	0
1	1	1	1	0	0	1	1	1	D	1	1	size	1	0	Vd				0	0	0	0	1	0	M	0	Vm				
Q																															

64-bit SIMD vector

VZIP{<c>}{<q>}.32 <Dd>, <Dm>

is equivalent to

VTRN{<c>}{<q>}.32 <Dd>, <Dm>

T1

15	14	13	12	11	10	9	8	7	6	5	4	3	2	1	0	15	14	13	12	11	10	9	8	7	6	5	4	3	2	1	0
1	1	1	1	1	1	1	1	1	D	1	1	size	1	0	Vd				0	0	0	0	1	0	M	0	Vm				
Q																															

64-bit SIMD vector

VZIP{<c>}{<q>}.32 <Dd>, <Dm>

is equivalent to

VTRN{<c>}{<q>}.32 <Dd>, <Dm>

Assembler Symbols

- <c>For encoding A1: see [Standard assembler syntax fields](#). This encoding must be unconditional.  
For encoding T1: see [Standard assembler syntax fields](#).
- <q>See [Standard assembler syntax fields](#).
- <Dd>Is the 64-bit name of the SIMD&FP destination register, encoded in the "D:Vd" field.
- <Dm>Is the 64-bit name of the SIMD&FP source register, encoded in the "M:Vm" field.

Operation

The description of [VTRN](#) gives the operational pseudocode for this instruction.

## Top-level encodings for A32

31	30	29	28	27	26	25	24	23	22	21	20	19	18	17	16	15	14	13	12	11	10	9	8	7	6	5	4	3	2	1	0
cond				op0																						op1					

Decode fields				Instruction details																											
cond	op0	op1																													
!= 1111	00x			<a href="#">Data-processing and miscellaneous instructions</a>																											
!= 1111	010			<a href="#">Load/Store Word, Unsigned Byte (immediate, literal)</a>																											
!= 1111	011	0		<a href="#">Load/Store Word, Unsigned Byte (register)</a>																											
!= 1111	011	1		<a href="#">Media instructions</a>																											
	10x			<a href="#">Branch, branch with link, and block data transfer</a>																											
	11x			<a href="#">System register access, Advanced SIMD, floating-point, and Supervisor call</a>																											
1111	0xx			<a href="#">Unconditional instructions</a>																											

## Data-processing and miscellaneous instructions

These instructions are under the [top-level](#).

31	30	29	28	27	26	25	24	23	22	21	20	19	18	17	16	15	14	13	12	11	10	9	8	7	6	5	4	3	2	1	0
!= 1111				00		op0	op1																		op2	op3	op4				

Decode fields					Instruction details																										
op0	op1	op2	op3	op4																											
0		1	!= 00	1	<a href="#">Extra load/store</a>																										
0	0xxxxx	1	00	1	<a href="#">Multiply and Accumulate</a>																										
0	1xxxxx	1	00	1	<a href="#">Synchronization primitives and Load-Acquire/Store-Release</a>																										
0	10xx0	0			<a href="#">Miscellaneous</a>																										
0	10xx0	1		0	<a href="#">Halfword Multiply and Accumulate</a>																										
0	!= 10xx0			0	<a href="#">Data-processing register (immediate shift)</a>																										
0	!= 10xx0	0		1	<a href="#">Data-processing register (register shift)</a>																										
1					<a href="#">Data-processing immediate</a>																										

## Extra load/store

These instructions are under [Data-processing and miscellaneous instructions](#).

31	30	29	28	27	26	25	24	23	22	21	20	19	18	17	16	15	14	13	12	11	10	9	8	7	6	5	4	3	2	1	0
!= 1111				000			op0																		1	!= 00		1			

Decode fields		Instruction details																													
op0																															
0		<a href="#">Load/Store Dual, Half, Signed Byte (register)</a>																													
1		<a href="#">Load/Store Dual, Half, Signed Byte (immediate, literal)</a>																													

## Load/Store Dual, Half, Signed Byte (register)

These instructions are under [Extra load/store](#).

31	30	29	28	27	26	25	24	23	22	21	20	19	18	17	16	15	14	13	12	11	10	9	8	7	6	5	4	3	2	1	0			
!= 1111				0	0	0	P	U	0	W	o1	Rn				Rt				(0)		(0)		(0)		(0)		1	!= 00		1	Rm		
cond																op2																		

Decode fields				Instruction Details
P	W	o1	op2	
0	0	0	01	<a href="#">STRH (register) — post-indexed</a>
0	0	0	10	<a href="#">LDRD (register) — post-indexed</a>
0	0	0	11	<a href="#">STRD (register) — post-indexed</a>
0	0	1	01	<a href="#">LDRH (register) — post-indexed</a>
0	0	1	10	<a href="#">LDRSB (register) — post-indexed</a>
0	0	1	11	<a href="#">LDRSH (register) — post-indexed</a>
0	1	0	01	<a href="#">STRHT</a>
0	1	0	10	UNALLOCATED
0	1	0	11	UNALLOCATED
0	1	1	01	<a href="#">LDRHT</a>
0	1	1	10	<a href="#">LDRSBT</a>
0	1	1	11	<a href="#">LDRSHT</a>
1		0	01	<a href="#">STRH (register) — pre-indexed</a>
1		0	10	<a href="#">LDRD (register) — pre-indexed</a>
1		0	11	<a href="#">STRD (register) — pre-indexed</a>
1		1	01	<a href="#">LDRH (register) — pre-indexed</a>
1		1	10	<a href="#">LDRSB (register) — pre-indexed</a>
1		1	11	<a href="#">LDRSH (register) — pre-indexed</a>

### Load/Store Dual, Half, Signed Byte (immediate, literal)

These instructions are under [Extra load/store](#).

31	30	29	28	27	26	25	24	23	22	21	20	19	18	17	16	15	14	13	12	11	10	9	8	7	6	5	4	3	2	1	0
!= 1111				0	0	0	P	U	1	W	o1	Rn				Rt				imm4H				1	!= 00	1	imm4L				
cond												op2																			

The following constraints also apply to this encoding: cond != 1111 && op2 != 00 && cond != 1111 && op2 != 00

Decode fields				Instruction Details
P:W	o1	Rn	op2	
	0	1111	10	<a href="#">LDRD (literal)</a>
!= 01	1	1111	01	<a href="#">LDRH (literal)</a>
!= 01	1	1111	10	<a href="#">LDRSB (literal)</a>
!= 01	1	1111	11	<a href="#">LDRSH (literal)</a>
00	0	!= 1111	10	<a href="#">LDRD (immediate) — post-indexed</a>
00	0		01	<a href="#">STRH (immediate) — post-indexed</a>
00	0		11	<a href="#">STRD (immediate) — post-indexed</a>
00	1	!= 1111	01	<a href="#">LDRH (immediate) — post-indexed</a>
00	1	!= 1111	10	<a href="#">LDRSB (immediate) — post-indexed</a>
00	1	!= 1111	11	<a href="#">LDRSH (immediate) — post-indexed</a>
01	0	!= 1111	10	UNALLOCATED
01	0		01	<a href="#">STRHT</a>
01	0		11	UNALLOCATED
01	1		01	<a href="#">LDRHT</a>
01	1		10	<a href="#">LDRSBT</a>
01	1		11	<a href="#">LDRSHT</a>
10	0	!= 1111	10	<a href="#">LDRD (immediate) — offset</a>
10	0		01	<a href="#">STRH (immediate) — offset</a>

P:W	Decode fields		op2	Instruction Details
	o1	Rn		
10	0		11	<a href="#">STRD (immediate) — offset</a>
10	1	!= 1111	01	<a href="#">LDRH (immediate) — offset</a>
10	1	!= 1111	10	<a href="#">LDRSB (immediate) — offset</a>
10	1	!= 1111	11	<a href="#">LDRSH (immediate) — offset</a>
11	0	!= 1111	10	<a href="#">LDRD (immediate) — pre-indexed</a>
11	0		01	<a href="#">STRH (immediate) — pre-indexed</a>
11	0		11	<a href="#">STRD (immediate) — pre-indexed</a>
11	1	!= 1111	01	<a href="#">LDRH (immediate) — pre-indexed</a>
11	1	!= 1111	10	<a href="#">LDRSB (immediate) — pre-indexed</a>
11	1	!= 1111	11	<a href="#">LDRSH (immediate) — pre-indexed</a>

## Multiply and Accumulate

These instructions are under [Data-processing and miscellaneous instructions](#).

31	30	29	28	27	26	25	24	23	22	21	20	19	18	17	16	15	14	13	12	11	10	9	8	7	6	5	4	3	2	1	0
!= 1111				0	0	0	0	opc			S	RdHi				RdLo				Rm				1	0	0	1	Rn			
cond																															

The following constraints also apply to this encoding: cond != 1111 && cond != 1111

Decode fields		Instruction Details
opc	S	
000		<a href="#">MUL, MULS</a>
001		<a href="#">MLA, MLAS</a>
010	0	<a href="#">UMAAL</a>
010	1	UNALLOCATED
011	0	<a href="#">MLS</a>
011	1	UNALLOCATED
100		<a href="#">UMULL, UMULLS</a>
101		<a href="#">UMLAL, UMLALS</a>
110		<a href="#">SMULL, SMULLS</a>
111		<a href="#">SMLAL, SMLALS</a>

## Synchronization primitives and Load-Acquire/Store-Release

These instructions are under [Data-processing and miscellaneous instructions](#).

31	30	29	28	27	26	25	24	23	22	21	20	19	18	17	16	15	14	13	12	11	10	9	8	7	6	5	4	3	2	1	0
!= 1111				0001				op0													11					1001					

Decode fields		Instruction details
op0		
0		UNALLOCATED
1		<a href="#">Load/Store Exclusive and Load-Acquire/Store-Release</a>

## Load/Store Exclusive and Load-Acquire/Store-Release

These instructions are under [Synchronization primitives and Load-Acquire/Store-Release](#).



31	30	29	28	27	26	25	24	23	22	21	20	19	18	17	16	15	14	13	12	11	10	9	8	7	6	5	4	3	2	1	0
!= 1111				0	0	0	1	1	size	L	Rn				xRd				(1)	(1)	ex	ord	1	0	0	1	xRt				

cond

The following constraints also apply to this encoding: cond != 1111 && cond != 1111

Decode fields				Instruction Details
size	L	ex	ord	
00	0	0	0	<a href="#">STL</a>
00	0	0	1	UNALLOCATED
00	0	1	0	<a href="#">STLEX</a>
00	0	1	1	<a href="#">STREX</a>
00	1	0	0	<a href="#">LDA</a>
00	1	0	1	UNALLOCATED
00	1	1	0	<a href="#">LDAEX</a>
00	1	1	1	<a href="#">LDREX</a>
01	0	0		UNALLOCATED
01	0	1	0	<a href="#">STLEXD</a>
01	0	1	1	<a href="#">STREXD</a>
01	1	0		UNALLOCATED
01	1	1	0	<a href="#">LDAEXD</a>
01	1	1	1	<a href="#">LDREXD</a>
10	0	0	0	<a href="#">STLB</a>
10	0	0	1	UNALLOCATED
10	0	1	0	<a href="#">STLEXB</a>
10	0	1	1	<a href="#">STREXB</a>
10	1	0	0	<a href="#">LDAB</a>
10	1	0	1	UNALLOCATED
10	1	1	0	<a href="#">LDAEXB</a>
10	1	1	1	<a href="#">LDREXB</a>
11	0	0	0	<a href="#">STLH</a>
11	0	0	1	UNALLOCATED
11	0	1	0	<a href="#">STLEXH</a>
11	0	1	1	<a href="#">STREXH</a>
11	1	0	0	<a href="#">LDAH</a>
11	1	0	1	UNALLOCATED
11	1	1	0	<a href="#">LDAEXH</a>
11	1	1	1	<a href="#">LDREXH</a>

## Miscellaneous

These instructions are under [Data-processing and miscellaneous instructions](#).

31	30	29	28	27	26	25	24	23	22	21	20	19	18	17	16	15	14	13	12	11	10	9	8	7	6	5	4	3	2	1	0
!= 1111				00010				op0				0											0	op1							

Decode fields		Instruction details
op0	op1	
00	001	UNALLOCATED
00	010	UNALLOCATED
00	011	UNALLOCATED
00	110	UNALLOCATED

01	001	<a href="#">BX</a>
01	010	<a href="#">BXJ</a>
01	011	<a href="#">BLX (register)</a>
01	110	UNALLOCATED
10	001	UNALLOCATED
10	010	UNALLOCATED
10	011	UNALLOCATED
10	110	UNALLOCATED
11	001	<a href="#">CLZ</a>
11	010	UNALLOCATED
11	011	UNALLOCATED
11	110	<a href="#">ERET</a>
	111	<a href="#">Exception Generation</a>
	000	<a href="#">Move special register (register)</a>
	100	<a href="#">Cyclic Redundancy Check</a>
	101	<a href="#">Integer Saturating Arithmetic</a>

## Exception Generation

These instructions are under [Miscellaneous](#).

31	30	29	28	27	26	25	24	23	22	21	20	19	18	17	16	15	14	13	12	11	10	9	8	7	6	5	4	3	2	1	0
!= 1111				0	0	0	1	0	opc		0	imm12												0	1	1	1	imm4			
cond																															

The following constraints also apply to this encoding: cond != 1111 && cond != 1111

Decode fields	Instruction Details
opc	
00	<a href="#">HLT</a>
01	<a href="#">BKPT</a>
10	<a href="#">HVC</a>
11	<a href="#">SMC</a>

## Move special register (register)

These instructions are under [Miscellaneous](#).

31	30	29	28	27	26	25	24	23	22	21	20	19	18	17	16	15	14	13	12	11	10	9	8	7	6	5	4	3	2	1	0
!= 1111				0 0 0 1 0				opc		0		mask				Rd				(0)	(0)	B	m	0 0 0 0		Rn					
cond																															

The following constraints also apply to this encoding: cond != 1111 && cond != 1111

Decode fields		Instruction Details
opc	B	
x0	0	<a href="#">MRS</a>
x0	1	<a href="#">MRS (Banked register)</a>
x1	0	<a href="#">MSR (register)</a>
x1	1	<a href="#">MSR (Banked register)</a>

## Cyclic Redundancy Check

These instructions are under [Miscellaneous](#).

31	30	29	28	27	26	25	24	23	22	21	20	19	18	17	16	15	14	13	12	11	10	9	8	7	6	5	4	3	2	1	0
!= 1111	0	0	0	1	0	sz	0		Rn		Rd	(0)	(0)	C	(0)	0	1	0	0		Rm										

cond

The following constraints also apply to this encoding: cond != 1111 && cond != 1111

Decode fields		Instruction Details	Feature
sz	C		
00	0	<a href="#">CRC32</a> — <a href="#">CRC32B</a>	FEAT_CRC32
00	1	<a href="#">CRC32C</a> — <a href="#">CRC32CB</a>	FEAT_CRC32
01	0	<a href="#">CRC32</a> — <a href="#">CRC32H</a>	FEAT_CRC32
01	1	<a href="#">CRC32C</a> — <a href="#">CRC32CH</a>	FEAT_CRC32
10	0	<a href="#">CRC32</a> — <a href="#">CRC32W</a>	FEAT_CRC32
10	1	<a href="#">CRC32C</a> — <a href="#">CRC32CW</a>	FEAT_CRC32
11		CONSTRAINED UNPREDICTABLE	-

The behavior of the CONSTRAINED UNPREDICTABLE encodings in this table is described in [CONSTRAINED UNPREDICTABLE behavior for A32 and T32 instruction encodings](#)

## Integer Saturating Arithmetic

These instructions are under [Miscellaneous](#).

31	30	29	28	27	26	25	24	23	22	21	20	19	18	17	16	15	14	13	12	11	10	9	8	7	6	5	4	3	2	1	0
!= 1111	0	0	0	1	0	opc	0		Rn		Rd	(0)	(0)	(0)	(0)	0	1	0	1		Rm										

cond

The following constraints also apply to this encoding: cond != 1111 && cond != 1111

Decode fields		Instruction Details
opc		
00		<a href="#">QADD</a>
01		<a href="#">QSUB</a>
10		<a href="#">QDADD</a>
11		<a href="#">QDSUB</a>

## Halfword Multiply and Accumulate

These instructions are under [Data-processing and miscellaneous instructions](#).

31	30	29	28	27	26	25	24	23	22	21	20	19	18	17	16	15	14	13	12	11	10	9	8	7	6	5	4	3	2	1	0
!= 1111				0	0	0	1	0	opc		0	Rd				Ra				Rm				1	M	N	0	Rn			
cond																															

The following constraints also apply to this encoding: cond != 1111 && cond != 1111

Decode fields			Instruction Details
opc	M	N	
00			<a href="#">SMLABB</a> , <a href="#">SMLABT</a> , <a href="#">SMLATB</a> , <a href="#">SMLATT</a>
01	0	0	<a href="#">SMLAWB</a> , <a href="#">SMLAWT</a> — <a href="#">SMLAWB</a>
01	0	1	<a href="#">SMULWB</a> , <a href="#">SMULWT</a> — <a href="#">SMULWB</a>

Decode fields			Instruction Details
opc	M	N	
01	1	0	<a href="#">SMLAWB, SMLAWT</a> — <a href="#">SMLAWT</a>
01	1	1	<a href="#">SMULWB, SMULWT</a> — <a href="#">SMULWT</a>
10			<a href="#">SMLALBB, SMLALBT, SMLALTB, SMLALTT</a>
11			<a href="#">SMULBB, SMULBT, SMULTB, SMULTT</a>

## Data-processing register (immediate shift)

These instructions are under [Data-processing and miscellaneous instructions](#).

31	30	29	28	27	26	25	24	23	22	21	20	19	18	17	16	15	14	13	12	11	10	9	8	7	6	5	4	3	2	1	0
!= 1111				000				op0				op1																0			

The following constraints also apply to this encoding: op0:op1 != 100

Decode fields		Instruction details
op0	op1	
0x		<a href="#">Integer Data Processing (three register, immediate shift)</a>
10	1	<a href="#">Integer Test and Compare (two register, immediate shift)</a>
11		<a href="#">Logical Arithmetic (three register, immediate shift)</a>

## Integer Data Processing (three register, immediate shift)

These instructions are under [Data-processing register \(immediate shift\)](#).

31	30	29	28	27	26	25	24	23	22	21	20	19	18	17	16	15	14	13	12	11	10	9	8	7	6	5	4	3	2	1	0
!= 1111				0	0	0	0	opc				S	Rn				Rd				imm5				stype	0	Rm				
cond																															

The following constraints also apply to this encoding: cond != 1111 && cond != 1111

Decode fields				Instruction Details
opc	S	Rn	imm5:stype	
000			!= 0000011	<a href="#">AND, ANDS (register)</a> — <a href="#">shift or rotate by value</a>
000			0000011	<a href="#">AND, ANDS (register)</a> — <a href="#">rotate right with extend</a>
001			!= 0000011	<a href="#">EOR, EORS (register)</a> — <a href="#">shift or rotate by value</a>
001			0000011	<a href="#">EOR, EORS (register)</a> — <a href="#">rotate right with extend</a>
010	0	!= 1101	!= 0000011	<a href="#">SUB, SUBS (register)</a> — <a href="#">SUB, shift or rotate by value</a>
010	0	!= 1101	0000011	<a href="#">SUB, SUBS (register)</a> — <a href="#">SUB, rotate right with extend</a>
010	0	1101	!= 0000011	<a href="#">SUB, SUBS (SP minus register)</a> — <a href="#">SUB, shift or rotate by value</a>
010	0	1101	0000011	<a href="#">SUB, SUBS (SP minus register)</a> — <a href="#">SUB, rotate right with extend</a>
010	1	!= 1101	!= 0000011	<a href="#">SUB, SUBS (register)</a> — <a href="#">SUBS, shift or rotate by value</a>
010	1	!= 1101	0000011	<a href="#">SUB, SUBS (register)</a> — <a href="#">SUBS, rotate right with extend</a>
010	1	1101	!= 0000011	<a href="#">SUB, SUBS (SP minus register)</a> — <a href="#">SUBS, shift or rotate by value</a>
010	1	1101	0000011	<a href="#">SUB, SUBS (SP minus register)</a> — <a href="#">SUBS, rotate right with extend</a>
011			!= 0000011	<a href="#">RSB, RSBS (register)</a> — <a href="#">shift or rotate by value</a>
011			0000011	<a href="#">RSB, RSBS (register)</a> — <a href="#">rotate right with extend</a>
100	0	!= 1101	!= 0000011	<a href="#">ADD, ADDS (register)</a> — <a href="#">ADD, shift or rotate by value</a>
100	0	!= 1101	0000011	<a href="#">ADD, ADDS (register)</a> — <a href="#">ADD, rotate right with extend</a>
100	0	1101	!= 0000011	<a href="#">ADD, ADDS (SP plus register)</a> — <a href="#">ADD, shift or rotate by value</a>
100	0	1101	0000011	<a href="#">ADD, ADDS (SP plus register)</a> — <a href="#">ADD, rotate right with extend</a>

Decode fields				Instruction Details
opc	S	Rn	imm5:type	
100	1	!= 1101	!= 0000011	<a href="#">ADD, ADDS (register)</a> — <a href="#">ADDS, shift or rotate by value</a>
100	1	!= 1101	0000011	<a href="#">ADD, ADDS (register)</a> — <a href="#">ADDS, rotate right with extend</a>
100	1	1101	!= 0000011	<a href="#">ADD, ADDS (SP plus register)</a> — <a href="#">ADDS, shift or rotate by value</a>
100	1	1101	0000011	<a href="#">ADD, ADDS (SP plus register)</a> — <a href="#">ADDS, rotate right with extend</a>
101			!= 0000011	<a href="#">ADC, ADCS (register)</a> — <a href="#">shift or rotate by value</a>
101			0000011	<a href="#">ADC, ADCS (register)</a> — <a href="#">rotate right with extend</a>
110			!= 0000011	<a href="#">SBC, SBCS (register)</a> — <a href="#">shift or rotate by value</a>
110			0000011	<a href="#">SBC, SBCS (register)</a> — <a href="#">rotate right with extend</a>
111			!= 0000011	<a href="#">RSC, RSCS (register)</a> — <a href="#">shift or rotate by value</a>
111			0000011	<a href="#">RSC, RSCS (register)</a> — <a href="#">rotate right with extend</a>

### Integer Test and Compare (two register, immediate shift)

These instructions are under [Data-processing register \(immediate shift\)](#).

31	30	29	28	27	26	25	24	23	22	21	20	19	18	17	16	15	14	13	12	11	10	9	8	7	6	5	4	3	2	1	0
!= 1111	0	0	0	1	0	opc	1		Rn		(0)	(0)	(0)	(0)		imm5		stype	0		Rm										
cond																															

The following constraints also apply to this encoding: cond != 1111 && cond != 1111

Decode fields		Instruction Details
opc	imm5:type	
00	!= 0000011	<a href="#">TST (register)</a> — <a href="#">shift or rotate by value</a>
00	0000011	<a href="#">TST (register)</a> — <a href="#">rotate right with extend</a>
01	!= 0000011	<a href="#">TEQ (register)</a> — <a href="#">shift or rotate by value</a>
01	0000011	<a href="#">TEQ (register)</a> — <a href="#">rotate right with extend</a>
10	!= 0000011	<a href="#">CMP (register)</a> — <a href="#">shift or rotate by value</a>
10	0000011	<a href="#">CMP (register)</a> — <a href="#">rotate right with extend</a>
11	!= 0000011	<a href="#">CMN (register)</a> — <a href="#">shift or rotate by value</a>
11	0000011	<a href="#">CMN (register)</a> — <a href="#">rotate right with extend</a>

### Logical Arithmetic (three register, immediate shift)

These instructions are under [Data-processing register \(immediate shift\)](#).

31	30	29	28	27	26	25	24	23	22	21	20	19	18	17	16	15	14	13	12	11	10	9	8	7	6	5	4	3	2	1	0
!= 1111	0	0	0	1	1	opc	S		Rn												imm5		stype	0							
cond																															

The following constraints also apply to this encoding: cond != 1111 && cond != 1111

Decode fields		Instruction Details
opc	imm5:type	
00	!= 0000011	<a href="#">ORR, ORRS (register)</a> — <a href="#">shift or rotate by value</a>
00	0000011	<a href="#">ORR, ORRS (register)</a> — <a href="#">rotate right with extend</a>
01	!= 0000011	<a href="#">MOV, MOVS (register)</a> — <a href="#">shift or rotate by value</a>
01	0000011	<a href="#">MOV, MOVS (register)</a> — <a href="#">rotate right with extend</a>
10	!= 0000011	<a href="#">BIC, BICS (register)</a> — <a href="#">shift or rotate by value</a>
10	0000011	<a href="#">BIC, BICS (register)</a> — <a href="#">rotate right with extend</a>
11	!= 0000011	<a href="#">MVN, MVNS (register)</a> — <a href="#">shift or rotate by value</a>

Decode fields		Instruction Details
opc	imm5:type	
11	0000011	<a href="#">MVN, MVNS (register)</a> — <a href="#">rotate right with extend</a>

## Data-processing register (register shift)

These instructions are under [Data-processing and miscellaneous instructions](#).

31	30	29	28	27	26	25	24	23	22	21	20	19	18	17	16	15	14	13	12	11	10	9	8	7	6	5	4	3	2	1	0
!= 1111				000			op0			op1													0			1					

The following constraints also apply to this encoding: op0:op1 != 100

Decode fields		Instruction details
op0	op1	
0x		<a href="#">Integer Data Processing (three register, register shift)</a>
10	1	<a href="#">Integer Test and Compare (two register, register shift)</a>
11		<a href="#">Logical Arithmetic (three register, register shift)</a>

## Integer Data Processing (three register, register shift)

These instructions are under [Data-processing register \(register shift\)](#).

31	30	29	28	27	26	25	24	23	22	21	20	19	18	17	16	15	14	13	12	11	10	9	8	7	6	5	4	3	2	1	0
!= 1111				0	0	0	0	opc			S	Rn				Rd				Rs				0	stype	1	Rm				
cond																															

The following constraints also apply to this encoding: cond != 1111 && cond != 1111

Decode fields		Instruction Details
opc		
000		<a href="#">AND, ANDS (register-shifted register)</a>
001		<a href="#">EOR, EORS (register-shifted register)</a>
010		<a href="#">SUB, SUBS (register-shifted register)</a>
011		<a href="#">RSB, RSBS (register-shifted register)</a>
100		<a href="#">ADD, ADDS (register-shifted register)</a>
101		<a href="#">ADC, ADCS (register-shifted register)</a>
110		<a href="#">SBC, SBCS (register-shifted register)</a>
111		<a href="#">RSC, RSCS (register-shifted register)</a>

## Integer Test and Compare (two register, register shift)

These instructions are under [Data-processing register \(register shift\)](#).

31	30	29	28	27	26	25	24	23	22	21	20	19	18	17	16	15	14	13	12	11	10	9	8	7	6	5	4	3	2	1	0		
!= 1111				0 0 0 1 0				opc		1		Rn				(0)	(0)	(0)	(0)	Rs				0		stype		1		Rm			
cond																																	

The following constraints also apply to this encoding: cond != 1111 && cond != 1111

Decode fields		Instruction Details
opc		
00		<a href="#">TST (register-shifted register)</a>
01		<a href="#">TEQ (register-shifted register)</a>

Decode fields	Instruction Details
opc	
10	<a href="#">CMP (register-shifted register)</a>
11	<a href="#">CMN (register-shifted register)</a>

## Logical Arithmetic (three register, register shift)

These instructions are under [Data-processing register \(register shift\)](#).

31	30	29	28	27	26	25	24	23	22	21	20	19	18	17	16	15	14	13	12	11	10	9	8	7	6	5	4	3	2	1	0
!= 1111				0	0	0	1	1	opc		S	Rn				Rd				Rs				0	stype		1	Rm			
cond																															

The following constraints also apply to this encoding: cond != 1111 && cond != 1111

Decode fields	Instruction Details
opc	
00	<a href="#">ORR, ORRS (register-shifted register)</a>
01	<a href="#">MOV, MOVS (register-shifted register)</a>
10	<a href="#">BIC, BICS (register-shifted register)</a>
11	<a href="#">MVN, MVNS (register-shifted register)</a>

## Data-processing immediate

These instructions are under [Data-processing and miscellaneous instructions](#).

31	30	29	28	27	26	25	24	23	22	21	20	19	18	17	16	15	14	13	12	11	10	9	8	7	6	5	4	3	2	1	0
!= 1111			001				op0				op1																				

Decode fields	Instruction details	
op0	op1	
0x		<a href="#">Integer Data Processing (two register and immediate)</a>
10	00	<a href="#">Move Halfword (immediate)</a>
10	10	<a href="#">Move Special Register and Hints (immediate)</a>
10	x1	<a href="#">Integer Test and Compare (one register and immediate)</a>
11		<a href="#">Logical Arithmetic (two register and immediate)</a>

## Integer Data Processing (two register and immediate)

These instructions are under [Data-processing immediate](#).

31	30	29	28	27	26	25	24	23	22	21	20	19	18	17	16	15	14	13	12	11	10	9	8	7	6	5	4	3	2	1	0
!= 1111	0	0	1	0			opc	S			Rn				Rd																
cond																															
																imm12															

The following constraints also apply to this encoding: cond != 1111 && cond != 1111

Decode fields	Instruction Details		
opc	S	Rn	
000			<a href="#">AND, ANDS (immediate)</a>
001			<a href="#">EOR, EORS (immediate)</a>
010	0	!= 11x1	<a href="#">SUB, SUBS (immediate)</a> — <a href="#">SUB</a>
010	0	1101	<a href="#">SUB, SUBS (SP minus immediate)</a> — <a href="#">SUB</a>
010	0	1111	<a href="#">ADR</a> — <a href="#">A2</a>

Decode fields			Instruction Details
opc	S	Rn	
010	1	!= 1101	<a href="#">SUB, SUBS (immediate)</a> — <a href="#">SUBS</a>
010	1	1101	<a href="#">SUB, SUBS (SP minus immediate)</a> — <a href="#">SUBS</a>
011			<a href="#">RSB, RSBS (immediate)</a>
100	0	!= 11x1	<a href="#">ADD, ADDS (immediate)</a> — <a href="#">ADD</a>
100	0	1101	<a href="#">ADD, ADDS (SP plus immediate)</a> — <a href="#">ADD</a>
100	0	1111	<a href="#">ADR</a> — <a href="#">A1</a>
100	1	!= 1101	<a href="#">ADD, ADDS (immediate)</a> — <a href="#">ADDS</a>
100	1	1101	<a href="#">ADD, ADDS (SP plus immediate)</a> — <a href="#">ADDS</a>
101			<a href="#">ADC, ADCS (immediate)</a>
110			<a href="#">SBC, SBCS (immediate)</a>
111			<a href="#">RSC, RSCS (immediate)</a>

### Move Halfword (immediate)

These instructions are under [Data-processing immediate](#).

31	30	29	28	27	26	25	24	23	22	21	20	19	18	17	16	15	14	13	12	11	10	9	8	7	6	5	4	3	2	1	0
!= 1111				0	0	1	1	0	H	0	0	imm4				Rd				imm12											
cond																															

The following constraints also apply to this encoding: cond != 1111 && cond != 1111

Decode fields		Instruction Details
H		
0		<a href="#">MOV, MOVS (immediate)</a>
1		<a href="#">MOVT</a>

### Move Special Register and Hints (immediate)

These instructions are under [Data-processing immediate](#).

31	30	29	28	27	26	25	24	23	22	21	20	19	18	17	16	15	14	13	12	11	10	9	8	7	6	5	4	3	2	1	0
!= 1111				0	0	1	1	0	R	1	0	imm4				(1)	(1)	(1)	(1)	imm12											
cond																															

The following constraints also apply to this encoding: cond != 1111 && cond != 1111

Decode fields		Instruction Details	Feature
R:imm4	imm12		
!= 00000		<a href="#">MSR (immediate)</a>	-
00000	xxxx00000000	<a href="#">NOP</a>	-
00000	xxxx00000001	<a href="#">YIELD</a>	-
00000	xxxx00000010	<a href="#">WFE</a>	-
00000	xxxx00000011	<a href="#">WFI</a>	-
00000	xxxx00000100	<a href="#">SEV</a>	-
00000	xxxx00000101	<a href="#">SEVL</a>	-
00000	xxxx0000011x	Reserved hint, behaves as NOP	-
00000	xxxx00001xxx	Reserved hint, behaves as NOP	-
00000	xxxx00010000	<a href="#">ESB</a>	FEAT_RAS
00000	xxxx00010001	Reserved hint, behaves as NOP	-
00000	xxxx00010010	<a href="#">TSB</a>	FEAT_TRF



Decode fields		Instruction Details	Feature
R:imm4	imm12		
00000	xxxx00010011	Reserved hint, behaves as NOP	-
00000	xxxx00010100	<a href="#">CSDB</a>	-
00000	xxxx00010101	Reserved hint, behaves as NOP	-
00000	xxxx00010110	<a href="#">CLRBHB</a>	FEAT_CLRBHB
00000	xxxx00010111	Reserved hint, behaves as NOP	-
00000	xxxx00011xxx	Reserved hint, behaves as NOP	-
00000	xxxx001xxxxx	Reserved hint, behaves as NOP	-
00000	xxxx01xxxxxx	Reserved hint, behaves as NOP	-
00000	xxxx10xxxxxx	Reserved hint, behaves as NOP	-
00000	xxxx110xxxxx	Reserved hint, behaves as NOP	-
00000	xxxx1110xxxx	Reserved hint, behaves as NOP	-
00000	xxxx1111xxxx	<a href="#">DBG</a>	-

### Integer Test and Compare (one register and immediate)

These instructions are under [Data-processing immediate](#).

31	30	29	28	27	26	25	24	23	22	21	20	19	18	17	16	15	14	13	12	11	10	9	8	7	6	5	4	3	2	1	0
!= 1111				0	0	1	1	0	opc		1	Rn			(0)	(0)	(0)	(0)	imm12												
cond																															

The following constraints also apply to this encoding: cond != 1111 && cond != 1111

Decode fields	Instruction Details
opc	
00	<a href="#">TST (immediate)</a>
01	<a href="#">TEQ (immediate)</a>
10	<a href="#">CMP (immediate)</a>
11	<a href="#">CMN (immediate)</a>

### Logical Arithmetic (two register and immediate)

These instructions are under [Data-processing immediate](#).

31	30	29	28	27	26	25	24	23	22	21	20	19	18	17	16	15	14	13	12	11	10	9	8	7	6	5	4	3	2	1	0
!= 1111				0 0 1 1 1			opc	S	Rn				Rd				imm12														
cond																															

The following constraints also apply to this encoding: cond != 1111 && cond != 1111

Decode fields	Instruction Details
opc	
00	<a href="#">ORR, ORRS (immediate)</a>
01	<a href="#">MOV, MOVS (immediate)</a>
10	<a href="#">BIC, BICS (immediate)</a>
11	<a href="#">MVN, MVNS (immediate)</a>

### Load/Store Word, Unsigned Byte (immediate, literal)

31	30	29	28	27	26	25	24	23	22	21	20	19	18	17	16	15	14	13	12	11	10	9	8	7	6	5	4	3	2	1	0
!= 1111				0	1	0	P	U	o2	W	o1	Rn				Rt				imm12											
cond																															

The following constraints also apply to this encoding: cond != 1111 && cond != 1111

Decode fields				Instruction Details
P:W	o2	o1	Rn	
!= 01	0	1	1111	<a href="#">LDR (literal)</a>
!= 01	1	1	1111	<a href="#">LDRB (literal)</a>
00	0	0		<a href="#">STR (immediate)</a> — <a href="#">post-indexed</a>
00	0	1	!= 1111	<a href="#">LDR (immediate)</a> — <a href="#">post-indexed</a>
00	1	0		<a href="#">STRB (immediate)</a> — <a href="#">post-indexed</a>
00	1	1	!= 1111	<a href="#">LDRB (immediate)</a> — <a href="#">post-indexed</a>
01	0	0		<a href="#">STRT</a>
01	0	1		<a href="#">LDRT</a>
01	1	0		<a href="#">STRBT</a>
01	1	1		<a href="#">LDRBT</a>
10	0	0		<a href="#">STR (immediate)</a> — <a href="#">offset</a>
10	0	1	!= 1111	<a href="#">LDR (immediate)</a> — <a href="#">offset</a>
10	1	0		<a href="#">STRB (immediate)</a> — <a href="#">offset</a>
10	1	1	!= 1111	<a href="#">LDRB (immediate)</a> — <a href="#">offset</a>
11	0	0		<a href="#">STR (immediate)</a> — <a href="#">pre-indexed</a>
11	0	1	!= 1111	<a href="#">LDR (immediate)</a> — <a href="#">pre-indexed</a>
11	1	0		<a href="#">STRB (immediate)</a> — <a href="#">pre-indexed</a>
11	1	1	!= 1111	<a href="#">LDRB (immediate)</a> — <a href="#">pre-indexed</a>

### Load/Store Word, Unsigned Byte (register)

31	30	29	28	27	26	25	24	23	22	21	20	19	18	17	16	15	14	13	12	11	10	9	8	7	6	5	4	3	2	1	0
!= 1111				0	1	1	P	U	o2	W	o1	Rn				Rt				imm5				stype		0	Rm				
cond																															

The following constraints also apply to this encoding: cond != 1111 && cond != 1111

Decode fields				Instruction Details
P	o2	W	o1	
0	0	0	0	<a href="#">STR (register)</a> — <a href="#">post-indexed</a>
0	0	0	1	<a href="#">LDR (register)</a> — <a href="#">post-indexed</a>
0	0	1	0	<a href="#">STRT</a>
0	0	1	1	<a href="#">LDRT</a>
0	1	0	0	<a href="#">STRB (register)</a> — <a href="#">post-indexed</a>
0	1	0	1	<a href="#">LDRB (register)</a> — <a href="#">post-indexed</a>
0	1	1	0	<a href="#">STRBT</a>
0	1	1	1	<a href="#">LDRBT</a>
1	0		0	<a href="#">STR (register)</a> — <a href="#">pre-indexed</a>
1	0		1	<a href="#">LDR (register)</a> — <a href="#">pre-indexed</a>
1	1		0	<a href="#">STRB (register)</a> — <a href="#">pre-indexed</a>
1	1		1	<a href="#">LDRB (register)</a> — <a href="#">pre-indexed</a>

### Media instructions

These instructions are under the [top-level](#).

31	30	29	28	27	26	25	24	23	22	21	20	19	18	17	16	15	14	13	12	11	10	9	8	7	6	5	4	3	2	1	0	
!= 1111				011			op0																op1			1						

Decode fields		Instruction details
op0	op1	
00xxx		<a href="#">Parallel Arithmetic</a>
01000	101	<a href="#">SEL</a>
01000	001	UNALLOCATED
01000	xx0	<a href="#">PKHBT, PKHTB</a>
01001	x01	UNALLOCATED
01001	xx0	UNALLOCATED
0110x	x01	UNALLOCATED
0110x	xx0	UNALLOCATED
01x10	001	<a href="#">Saturate 16-bit</a>
01x10	101	UNALLOCATED
01x11	x01	<a href="#">Reverse Bit/Byte</a>
01x1x	xx0	<a href="#">Saturate 32-bit</a>
01xxx	111	UNALLOCATED
01xxx	011	<a href="#">Extend and Add</a>
10xxx		<a href="#">Signed multiply, Divide</a>
11000	000	<a href="#">Unsigned Sum of Absolute Differences</a>
11000	100	UNALLOCATED
11001	x00	UNALLOCATED
1101x	x00	UNALLOCATED
110xx	111	UNALLOCATED
1110x	111	UNALLOCATED
1110x	x00	<a href="#">Bitfield Insert</a>
11110	111	UNALLOCATED
11111	111	<a href="#">Permanently UNDEFINED</a>
1111x	x00	UNALLOCATED
11x0x	x10	UNALLOCATED
11x1x	x10	<a href="#">Bitfield Extract</a>
11xxx	011	UNALLOCATED
11xxx	x01	UNALLOCATED

## Parallel Arithmetic

These instructions are under [Media instructions](#).

31	30	29	28	27	26	25	24	23	22	21	20	19	18	17	16	15	14	13	12	11	10	9	8	7	6	5	4	3	2	1	0
!= 1111				0	1	1	0	0	op1			Rn			Rd			(1)	(1)	(1)	(1)	B	op2		1	Rm					
cond																															

The following constraints also apply to this encoding: cond != 1111 && cond != 1111

Decode fields			Instruction Details
op1	B	op2	
000			UNALLOCATED
001	0	00	<a href="#">SADD16</a>
001	0	01	<a href="#">SASX</a>
001	0	10	<a href="#">SSAX</a>
001	0	11	<a href="#">SSUB16</a>
001	1	00	<a href="#">SADD8</a>
001	1	01	UNALLOCATED

Decode fields			Instruction Details
op1	B	op2	
001	1	10	UNALLOCATED
001	1	11	<a href="#">SSUB8</a>
010	0	00	<a href="#">QADD16</a>
010	0	01	<a href="#">QASX</a>
010	0	10	<a href="#">QSAX</a>
010	0	11	<a href="#">QSUB16</a>
010	1	00	<a href="#">QADD8</a>
010	1	01	UNALLOCATED
010	1	10	UNALLOCATED
010	1	11	<a href="#">QSUB8</a>
011	0	00	<a href="#">SHADD16</a>
011	0	01	<a href="#">SHASX</a>
011	0	10	<a href="#">SHSAX</a>
011	0	11	<a href="#">SHSUB16</a>
011	1	00	<a href="#">SHADD8</a>
011	1	01	UNALLOCATED
011	1	10	UNALLOCATED
011	1	11	<a href="#">SHSUB8</a>
100			UNALLOCATED
101	0	00	<a href="#">UADD16</a>
101	0	01	<a href="#">UASX</a>
101	0	10	<a href="#">USAX</a>
101	0	11	<a href="#">USUB16</a>
101	1	00	<a href="#">UADD8</a>
101	1	01	UNALLOCATED
101	1	10	UNALLOCATED
101	1	11	<a href="#">USUB8</a>
110	0	00	<a href="#">UQADD16</a>
110	0	01	<a href="#">UQASX</a>
110	0	10	<a href="#">UQSAX</a>
110	0	11	<a href="#">UQSUB16</a>
110	1	00	<a href="#">UQADD8</a>
110	1	01	UNALLOCATED
110	1	10	UNALLOCATED
110	1	11	<a href="#">UQSUB8</a>
111	0	00	<a href="#">UHADD16</a>
111	0	01	<a href="#">UHASX</a>
111	0	10	<a href="#">UHSAX</a>
111	0	11	<a href="#">UHSUB16</a>
111	1	00	<a href="#">UHADD8</a>
111	1	01	UNALLOCATED
111	1	10	UNALLOCATED
111	1	11	<a href="#">UHSUB8</a>

**Saturate 16-bit**

These instructions are under [Media instructions](#).

31	30	29	28	27	26	25	24	23	22	21	20	19	18	17	16	15	14	13	12	11	10	9	8	7	6	5	4	3	2	1	0
!= 1111				0	1	1	0	1	U	1	0	sat_imm				Rd				(1)	(1)	(1)	(1)	0	0	1	1	Rn			
cond																															

The following constraints also apply to this encoding: cond != 1111 && cond != 1111

Decode fields	Instruction Details
U	
0	<a href="#">SSAT16</a>
1	<a href="#">USAT16</a>

## Reverse Bit/Byte

These instructions are under [Media instructions](#).

31	30	29	28	27	26	25	24	23	22	21	20	19	18	17	16	15	14	13	12	11	10	9	8	7	6	5	4	3	2	1	0
!= 1111				0	1	1	0	1	o1	1	1	(1)	(1)	(1)	(1)	Rd				(1)	(1)	(1)	(1)	o2	0	1	1	Rm			
cond																															

The following constraints also apply to this encoding: cond != 1111 && cond != 1111

Decode fields	Instruction Details
o1 o2	
0 0	<a href="#">REV</a>
0 1	<a href="#">REV16</a>
1 0	<a href="#">RBIT</a>
1 1	<a href="#">REVSH</a>

## Saturate 32-bit

These instructions are under [Media instructions](#).

31	30	29	28	27	26	25	24	23	22	21	20	19	18	17	16	15	14	13	12	11	10	9	8	7	6	5	4	3	2	1	0
!= 1111				0	1	1	0	1	U	1	sat_imm				Rd				imm5				sh	0	1	Rn					
cond																															

The following constraints also apply to this encoding: cond != 1111 && cond != 1111

Decode fields	Instruction Details
U	
0	<a href="#">SSAT</a>
1	<a href="#">USAT</a>

## Extend and Add

These instructions are under [Media instructions](#).

31	30	29	28	27	26	25	24	23	22	21	20	19	18	17	16	15	14	13	12	11	10	9	8	7	6	5	4	3	2	1	0	
!= 1111				0	1	1	0	1	U	op			Rn				Rd				rotate		(0)	(0)	0	1	1	1	Rm			
cond																																

The following constraints also apply to this encoding: cond != 1111 && cond != 1111

Decode fields	Instruction Details
U op Rn	
0 00 != 1111	<a href="#">SXTAB16</a>

Decode fields			Instruction Details
U	op	Rn	
0	00	1111	<a href="#">SXTB16</a>
0	10	!= 1111	<a href="#">SXTAB</a>
0	10	1111	<a href="#">SXTB</a>
0	11	!= 1111	<a href="#">SXTAH</a>
0	11	1111	<a href="#">SXTH</a>
1	00	!= 1111	<a href="#">UXTAB16</a>
1	00	1111	<a href="#">UXTB16</a>
1	10	!= 1111	<a href="#">UXTAB</a>
1	10	1111	<a href="#">UXTB</a>
1	11	!= 1111	<a href="#">UXTAH</a>
1	11	1111	<a href="#">UXTH</a>

### Signed multiply, Divide

These instructions are under [Media instructions](#).

31	30	29	28	27	26	25	24	23	22	21	20	19	18	17	16	15	14	13	12	11	10	9	8	7	6	5	4	3	2	1	0
!= 1111				0	1	1	1	0	op1			Rd			Ra			Rm			op2		1	Rn							
cond																															

The following constraints also apply to this encoding: cond != 1111 && cond != 1111

Decode fields			Instruction Details
op1	Ra	op2	
000	!= 1111	000	<a href="#">SMLAD, SMLADX</a> — <a href="#">SMLAD</a>
000	!= 1111	001	<a href="#">SMLAD, SMLADX</a> — <a href="#">SMLADX</a>
000	!= 1111	010	<a href="#">SMLSD, SMLSDX</a> — <a href="#">SMLSD</a>
000	!= 1111	011	<a href="#">SMLSD, SMLSDX</a> — <a href="#">SMLSDX</a>
000		1xx	UNALLOCATED
000	1111	000	<a href="#">SMUAD, SMUADX</a> — <a href="#">SMUAD</a>
000	1111	001	<a href="#">SMUAD, SMUADX</a> — <a href="#">SMUADX</a>
000	1111	010	<a href="#">SMUSD, SMUSDX</a> — <a href="#">SMUSD</a>
000	1111	011	<a href="#">SMUSD, SMUSDX</a> — <a href="#">SMUSDX</a>
001		000	<a href="#">SDIV</a>
001		!= 000	UNALLOCATED
010			UNALLOCATED
011		000	<a href="#">UDIV</a>
011		!= 000	UNALLOCATED
100		000	<a href="#">SMLALD, SMLALDX</a> — <a href="#">SMLALD</a>
100		001	<a href="#">SMLALD, SMLALDX</a> — <a href="#">SMLALDX</a>
100		010	<a href="#">SMLSLD, SMLSLDX</a> — <a href="#">SMLSLD</a>
100		011	<a href="#">SMLSLD, SMLSLDX</a> — <a href="#">SMLSLDX</a>
100		1xx	UNALLOCATED
101	!= 1111	000	<a href="#">SMMLA, SMMLAR</a> — <a href="#">SMMLA</a>
101	!= 1111	001	<a href="#">SMMLA, SMMLAR</a> — <a href="#">SMMLAR</a>
101		01x	UNALLOCATED
101		10x	UNALLOCATED
101		110	<a href="#">SMMLS, SMMLSR</a> — <a href="#">SMMLS</a>
101		111	<a href="#">SMMLS, SMMLSR</a> — <a href="#">SMMLSR</a>

Decode fields			Instruction Details
op1	Ra	op2	
101	1111	000	<a href="#">SMMUL, SMMULR</a> — <a href="#">SMMUL</a>
101	1111	001	<a href="#">SMMUL, SMMULR</a> — <a href="#">SMMULR</a>
11x			UNALLOCATED

## Unsigned Sum of Absolute Differences

These instructions are under [Media instructions](#).

31	30	29	28	27	26	25	24	23	22	21	20	19	18	17	16	15	14	13	12	11	10	9	8	7	6	5	4	3	2	1	0
!= 1111				0	1	1	1	1	0	0	0	Rd				Ra				Rm				0 0 0 1				Rn			
cond																															

The following constraints also apply to this encoding: cond != 1111 && cond != 1111

Decode fields	Instruction Details
Ra	
!= 1111	<a href="#">USADA8</a>
1111	<a href="#">USAD8</a>

## Bitfield Insert

These instructions are under [Media instructions](#).

31	30	29	28	27	26	25	24	23	22	21	20	19	18	17	16	15	14	13	12	11	10	9	8	7	6	5	4	3	2	1	0
!= 1111				0	1	1	1	1	1	0	msb				Rd				lsb				0	0	1	Rn					
cond																															

The following constraints also apply to this encoding: cond != 1111 && cond != 1111

Decode fields	Instruction Details
Rn	
!= 1111	<a href="#">BFI</a>
1111	<a href="#">BFC</a>

## Permanently UNDEFINED

These instructions are under [Media instructions](#).

31	30	29	28	27	26	25	24	23	22	21	20	19	18	17	16	15	14	13	12	11	10	9	8	7	6	5	4	3	2	1	0
!= 1111				0	1	1	1	1	1	1	1	imm12										1	1	1	1	imm4					
cond																															

The following constraints also apply to this encoding: cond != 1111 && cond != 1111

Decode fields	Instruction Details
cond	
0xxx	UNALLOCATED
10xx	UNALLOCATED
110x	UNALLOCATED
1110	<a href="#">UDF</a>

## Bitfield Extract

These instructions are under [Media instructions](#).

31	30	29	28	27	26	25	24	23	22	21	20	19	18	17	16	15	14	13	12	11	10	9	8	7	6	5	4	3	2	1	0
!= 1111				0	1	1	1	1	U	1	widthm1				Rd				lsb				1 0 1			Rn					
cond																															

The following constraints also apply to this encoding: cond != 1111 && cond != 1111

Decode fields	Instruction Details
U	
0	<a href="#">SBFX</a>
1	<a href="#">UBFX</a>

## Branch, branch with link, and block data transfer

These instructions are under the [top-level](#).

31	30	29	28	27	26	25	24	23	22	21	20	19	18	17	16	15	14	13	12	11	10	9	8	7	6	5	4	3	2	1	0
cond				10	op0																										

Decode fields		Instruction details
cond	op0	
1111	0	<a href="#">Exception Save/Restore</a>
!= 1111	0	<a href="#">Load/Store Multiple</a>
	1	<a href="#">Branch (immediate)</a>

## Exception Save/Restore

These instructions are under [Branch, branch with link, and block data transfer](#).

31	30	29	28	27	26	25	24	23	22	21	20	19	18	17	16	15	14	13	12	11	10	9	8	7	6	5	4	3	2	1	0
1	1	1	1	1	0	0	P	U	S	W	L	Rn				op								mode							

Decode fields	Instruction Details			
P	U	S	L	
		0	0	UNALLOCATED
0	0	0	1	<a href="#">RFE, RFEDA, RFEDB, RFEIA, RFEIB</a> — <a href="#">Decrement After</a>
0	0	1	0	<a href="#">SRS, SRSDA, SRSDB, SRSIA, SRSIB</a> — <a href="#">Decrement After</a>
0	1	0	1	<a href="#">RFE, RFEDA, RFEDB, RFEIA, RFEIB</a> — <a href="#">Increment After</a>
0	1	1	0	<a href="#">SRS, SRSDA, SRSDB, SRSIA, SRSIB</a> — <a href="#">Increment After</a>
1	0	0	1	<a href="#">RFE, RFEDA, RFEDB, RFEIA, RFEIB</a> — <a href="#">Decrement Before</a>
1	0	1	0	<a href="#">SRS, SRSDA, SRSDB, SRSIA, SRSIB</a> — <a href="#">Decrement Before</a>
		1	1	UNALLOCATED
1	1	0	1	<a href="#">RFE, RFEDA, RFEDB, RFEIA, RFEIB</a> — <a href="#">Increment Before</a>
1	1	1	0	<a href="#">SRS, SRSDA, SRSDB, SRSIA, SRSIB</a> — <a href="#">Increment Before</a>

## Load/Store Multiple

These instructions are under [Branch, branch with link, and block data transfer](#).

31	30	29	28	27	26	25	24	23	22	21	20	19	18	17	16	15	14	13	12	11	10	9	8	7	6	5	4	3	2	1	0
!= 1111				1	0	0	P	U	op	W	L	Rn				register_list															
cond																															

The following constraints also apply to this encoding: cond != 1111 && cond != 1111



Decode fields				register_list	Instruction Details
P	U	op	L		
0	0	0	0		<a href="#">STMDA, STMED</a>
0	0	0	1		<a href="#">LDMDA, LDMFA</a>
0	1	0	0		<a href="#">STM, STMIA, STMEA</a>
0	1	0	1		<a href="#">LDM, LDMIA, LDMFD</a>
		1	0		<a href="#">STM (User registers)</a>
1	0	0	0		<a href="#">STMDB, STMFD</a>
1	0	0	1		<a href="#">LDMDB, LDMEA</a>
		1	1	0xxxxxxxxxxxxxxxxxxx	<a href="#">LDM (User registers)</a>
1	1	0	0		<a href="#">STMIB, STMFA</a>
1	1	0	1		<a href="#">LDMIB, LDMED</a>
		1	1	1xxxxxxxxxxxxxxxxxxx	<a href="#">LDM (exception return)</a>

### Branch (immediate)

These instructions are under [Branch, branch with link, and block data transfer](#).

31	30	29	28	27	26	25	24	23	22	21	20	19	18	17	16	15	14	13	12	11	10	9	8	7	6	5	4	3	2	1	0
cond				1	0	1	H	imm24																							

Decode fields		H	Instruction Details
cond			
!= 1111	0		<a href="#">B</a>
!= 1111	1		<a href="#">BL, BLX (immediate)</a> — <a href="#">A1</a>
1111			<a href="#">BL, BLX (immediate)</a> — <a href="#">A2</a>

### System register access, Advanced SIMD, floating-point, and Supervisor call

These instructions are under the [top-level](#).

31	30	29	28	27	26	25	24	23	22	21	20	19	18	17	16	15	14	13	12	11	10	9	8	7	6	5	4	3	2	1	0
cond				11		op0												op1								op2					

Decode fields						Instruction details
cond	op0	op1	op2			
	0x	0x				UNALLOCATED
	10	0x				UNALLOCATED
	11					<a href="#">Supervisor call</a>
1111	!= 11	1x				<a href="#">Unconditional Advanced SIMD and floating-point instructions</a>
!= 1111	0x	1x				<a href="#">Advanced SIMD and System register load/store and 64-bit move</a>
!= 1111	10	1x	1			<a href="#">Advanced SIMD and System register 32-bit move</a>
!= 1111	10	10	0			<a href="#">Floating-point data-processing</a>
!= 1111	10	11	0			UNALLOCATED

### Supervisor call

These instructions are under [System register access, Advanced SIMD, floating-point, and Supervisor call](#).

31	30	29	28	27	26	25	24	23	22	21	20	19	18	17	16	15	14	13	12	11	10	9	8	7	6	5	4	3	2	1	0
cond				1111																											

Decode fields      Instruction details

cond	
1111	UNALLOCATED
!= 1111	<a href="#">SVC</a>

## Unconditional Advanced SIMD and floating-point instructions

These instructions are under [System register access, Advanced SIMD, floating-point, and Supervisor call](#).

31	30	29	28	27	26	25	24	23	22	21	20	19	18	17	16	15	14	13	12	11	10	9	8	7	6	5	4	3	2	1	0
111111						op0			op1								1	op2	op3			op4		op5							

The following constraints also apply to this encoding: op0<2:1> != 11

Decode fields						Instruction details
op0	op1	op2	op3	op4	op5	
0xx			0x			<a href="#">Advanced SIMD three registers of the same length extension</a>
100		0	!= 00	0	0	<a href="#">Floating-point conditional select</a>
101	00xxxx	0	!= 00		0	<a href="#">Floating-point minNum/maxNum</a>
101	110000	0	!= 00	1	0	<a href="#">Floating-point extraction and insertion</a>
101	111xxx	0	!= 00	1	0	<a href="#">Floating-point directed convert to integer</a>
10x		0	00			<a href="#">Advanced SIMD and floating-point multiply with accumulate</a>
10x		1	0x			<a href="#">Advanced SIMD and floating-point dot product</a>

## Advanced SIMD three registers of the same length extension

These instructions are under [Unconditional Advanced SIMD and floating-point instructions](#).

31	30	29	28	27	26	25	24	23	22	21	20	19	18	17	16	15	14	13	12	11	10	9	8	7	6	5	4	3	2	1	0
1	1	1	1	1	1	0	op1	D	op2	Vn			Vd			1	op3	0	op4	N	Q	M	U	Vm							

Decode fields						Instruction Details	Feature
op1	op2	op3	op4	Q	U		
x1	0x	0	0	0	0	<a href="#">VCADD — 64-bit SIMD vector</a>	FEAT_FCMA
x1	0x	0	0	0	1	UNALLOCATED	-
x1	0x	0	0	1	0	<a href="#">VCADD — 128-bit SIMD vector</a>	FEAT_FCMA
x1	0x	0	0	1	1	UNALLOCATED	-
00	0x	0	0			UNALLOCATED	-
00	0x	0	1			UNALLOCATED	-
00	00	1	0	0	0	UNALLOCATED	-
00	00	1	0	0	1	UNALLOCATED	-
00	00	1	0	1	0	<a href="#">VMMLA</a>	FEAT_AA32BF16
00	00	1	0	1	1	UNALLOCATED	-
00	00	1	1	0	0	<a href="#">VDOT (vector) — 64-bit SIMD vector</a>	FEAT_AA32BF16
00	00	1	1	0	1	UNALLOCATED	-
00	00	1	1	1	0	<a href="#">VDOT (vector) — 128-bit SIMD vector</a>	FEAT_AA32BF16
00	00	1	1	1	1	UNALLOCATED	-
00	01	1	0			UNALLOCATED	-
00	01	1	1			UNALLOCATED	-
00	10	0	0		1	<a href="#">VFMAL (vector)</a>	FEAT_FHM
00	10	0	1			UNALLOCATED	-
00	10	1	0	0		UNALLOCATED	-
00	10	1	0	1	0	<a href="#">VSMMLA</a>	FEAT_AA32I8MM

Decode fields						Instruction Details	Feature
op1	op2	op3	op4	Q	U		
00	10	1	0	1	1	<a href="#">VUMMLA</a>	FEAT_AA32I8MM
00	10	1	1	0	0	<a href="#">VSDOT (vector)</a> — <a href="#">64-bit SIMD vector</a>	FEAT_DotProd
00	10	1	1	0	1	<a href="#">VUDOT (vector)</a> — <a href="#">64-bit SIMD vector</a>	FEAT_DotProd
00	10	1	1	1	0	<a href="#">VSDOT (vector)</a> — <a href="#">128-bit SIMD vector</a>	FEAT_DotProd
00	10	1	1	1	1	<a href="#">VUDOT (vector)</a> — <a href="#">128-bit SIMD vector</a>	FEAT_DotProd
00	11	0	0		1	<a href="#">VFMAb, VFMAbT (BFloat16, vector)</a>	FEAT_AA32BF16
00	11	0	1			UNALLOCATED	-
00	11	1	0			UNALLOCATED	-
00	11	1	1			UNALLOCATED	-
01	10	0	0		1	<a href="#">VFMSL (vector)</a>	FEAT_FHM
01	10	0	1			UNALLOCATED	-
01	10	1	0	0		UNALLOCATED	-
01	10	1	0	1	0	<a href="#">VUSMMLA</a>	FEAT_AA32I8MM
01	10	1	0	1	1	UNALLOCATED	-
01	10	1	1	0	0	<a href="#">VUSDOT (vector)</a> — <a href="#">64-bit SIMD vector</a>	FEAT_AA32I8MM
01	10	1	1		1	UNALLOCATED	-
01	10	1	1	1	0	<a href="#">VUSDOT (vector)</a> — <a href="#">128-bit SIMD vector</a>	FEAT_AA32I8MM
01	11	0	1			UNALLOCATED	-
01	11	1	0			UNALLOCATED	-
01	11	1	1			UNALLOCATED	-
	1x	0	0		0	<a href="#">VCMLA</a>	FEAT_FCMA
10	11	0	1			UNALLOCATED	-
10	11	1	0			UNALLOCATED	-
10	11	1	1			UNALLOCATED	-
11	11	0	1			UNALLOCATED	-
11	11	1	0			UNALLOCATED	-
11	11	1	1			UNALLOCATED	-

## Floating-point conditional select

These instructions are under [Unconditional Advanced SIMD and floating-point instructions](#).

31	30	29	28	27	26	25	24	23	22	21	20	19	18	17	16	15	14	13	12	11	10	9	8	7	6	5	4	3	2	1	0
1	1	1	1	1	1	1	0	0	D	cc	Vn			Vd			1	0	!= 00	N	0	M	0	Vm							
																	size														

The following constraints also apply to this encoding: size != 00 && size != 00

Decode fields size	Instruction Details	Feature
01	<a href="#">VSELEq, VSELGE, VSELGT, VSELVS</a> — <a href="#">half-precision scalar</a>	FEAT_FP16
10	<a href="#">VSELEq, VSELGE, VSELGT, VSELVS</a> — <a href="#">single-precision scalar</a>	-
11	<a href="#">VSELEq, VSELGE, VSELGT, VSELVS</a> — <a href="#">double-precision scalar</a>	-

## Floating-point minNum/maxNum

These instructions are under [Unconditional Advanced SIMD and floating-point instructions](#).

31	30	29	28	27	26	25	24	23	22	21	20	19	18	17	16	15	14	13	12	11	10	9	8	7	6	5	4	3	2	1	0
1	1	1	1	1	1	1	0	1	D	0	0	Vn			Vd			1		0	!= 00		N	op	M	0	Vm				
																	size														

The following constraints also apply to this encoding: size != 00 && size != 00

Decode fields		Instruction Details		Feature
size	op			
01	0	<a href="#">VMAXNM</a> — <a href="#">half-precision scalar</a>		FEAT_FP16
01	1	<a href="#">VMINNM</a> — <a href="#">half-precision scalar</a>		FEAT_FP16
10	0	<a href="#">VMAXNM</a> — <a href="#">single-precision scalar</a>		-
10	1	<a href="#">VMINNM</a> — <a href="#">single-precision scalar</a>		-
11	0	<a href="#">VMAXNM</a> — <a href="#">double-precision scalar</a>		-
11	1	<a href="#">VMINNM</a> — <a href="#">double-precision scalar</a>		-

## Floating-point extraction and insertion

These instructions are under [Unconditional Advanced SIMD and floating-point instructions](#).

31	30	29	28	27	26	25	24	23	22	21	20	19	18	17	16	15	14	13	12	11	10	9	8	7	6	5	4	3	2	1	0
1	1	1	1	1	1	1	0	1	D	1	1	0	0	0	0	Vd			1		0	!= 00		op	1	M	0	Vm			
																	size														

The following constraints also apply to this encoding: size != 00 && size != 00

Decode fields		Instruction Details		Feature
size	op			
01		UNALLOCATED		-
10	0	<a href="#">VMOVX</a>		FEAT_FP16
10	1	<a href="#">VINS</a>		FEAT_FP16
11		UNALLOCATED		-

## Floating-point directed convert to integer

These instructions are under [Unconditional Advanced SIMD and floating-point instructions](#).

31	30	29	28	27	26	25	24	23	22	21	20	19	18	17	16	15	14	13	12	11	10	9	8	7	6	5	4	3	2	1	0
1	1	1	1	1	1	1	0	1	D	1	1	1	o1	RM	Vd			1			0	!= 00		op	1	M	0	Vm			
																	size														

The following constraints also apply to this encoding: size != 00 && size != 00

Decode fields				Instruction Details		Feature
o1	RM	size	op			
0		!= 00	1	UNALLOCATED		-
0	00	01	0	<a href="#">VRINTA (floating-point)</a> — <a href="#">half-precision scalar</a>		FEAT_FP16
0	00	10	0	<a href="#">VRINTA (floating-point)</a> — <a href="#">single-precision scalar</a>		-
0	00	11	0	<a href="#">VRINTA (floating-point)</a> — <a href="#">double-precision scalar</a>		-
0	01	01	0	<a href="#">VRINTN (floating-point)</a> — <a href="#">half-precision scalar</a>		FEAT_FP16
0	01	10	0	<a href="#">VRINTN (floating-point)</a> — <a href="#">single-precision scalar</a>		-
0	01	11	0	<a href="#">VRINTN (floating-point)</a> — <a href="#">double-precision scalar</a>		-
0	10	01	0	<a href="#">VRINTP (floating-point)</a> — <a href="#">half-precision scalar</a>		FEAT_FP16
0	10	10	0	<a href="#">VRINTP (floating-point)</a> — <a href="#">single-precision scalar</a>		-
0	10	11	0	<a href="#">VRINTP (floating-point)</a> — <a href="#">double-precision scalar</a>		-

Decode fields			Instruction Details		Feature
o1	RM	size	op		
0	11	01	0	<a href="#">VRINTM (floating-point) — half-precision scalar</a>	FEAT_FP16
0	11	10	0	<a href="#">VRINTM (floating-point) — single-precision scalar</a>	-
0	11	11	0	<a href="#">VRINTM (floating-point) — double-precision scalar</a>	-
1	00	01		<a href="#">VCVTA (floating-point) — half-precision scalar</a>	FEAT_FP16
1	00	10		<a href="#">VCVTA (floating-point) — single-precision scalar</a>	-
1	00	11		<a href="#">VCVTA (floating-point) — double-precision scalar</a>	-
1	01	01		<a href="#">VCVTN (floating-point) — half-precision scalar</a>	FEAT_FP16
1	01	10		<a href="#">VCVTN (floating-point) — single-precision scalar</a>	-
1	01	11		<a href="#">VCVTN (floating-point) — double-precision scalar</a>	-
1	10	01		<a href="#">VCVTP (floating-point) — half-precision scalar</a>	FEAT_FP16
1	10	10		<a href="#">VCVTP (floating-point) — single-precision scalar</a>	-
1	10	11		<a href="#">VCVTP (floating-point) — double-precision scalar</a>	-
1	11	01		<a href="#">VCVTM (floating-point) — half-precision scalar</a>	FEAT_FP16
1	11	10		<a href="#">VCVTM (floating-point) — single-precision scalar</a>	-
1	11	11		<a href="#">VCVTM (floating-point) — double-precision scalar</a>	-

### Advanced SIMD and floating-point multiply with accumulate

These instructions are under [Unconditional Advanced SIMD and floating-point instructions](#).

31	30	29	28	27	26	25	24	23	22	21	20	19	18	17	16	15	14	13	12	11	10	9	8	7	6	5	4	3	2	1	0
1	1	1	1	1	1	1	0	op1	D	op2		Vn		Vd		1	0	0	0	N	Q	M	U								Vm

Decode fields				Instruction Details		Feature
op1	op2	Q	U			
0			0	<a href="#">VCMLA (by element) — 128-bit SIMD vector of half-precision floating-point</a>		FEAT_FCMA
0	00		1	<a href="#">VFMAL (by scalar)</a>		FEAT_FHM
0	01		1	<a href="#">VFMSL (by scalar)</a>		FEAT_FHM
0	10		1	UNALLOCATED		-
0	11		1	<a href="#">VFMAb, VFMAbT (BFloat16, by scalar)</a>		FEAT_AA32BF16
1		0	0	<a href="#">VCMLA (by element) — 64-bit SIMD vector of single-precision floating-point</a>		FEAT_FCMA
1			1	UNALLOCATED		-
1		1	0	<a href="#">VCMLA (by element) — 128-bit SIMD vector of single-precision floating-point</a>		FEAT_FCMA

### Advanced SIMD and floating-point dot product

These instructions are under [Unconditional Advanced SIMD and floating-point instructions](#).

31	30	29	28	27	26	25	24	23	22	21	20	19	18	17	16	15	14	13	12	11	10	9	8	7	6	5	4	3	2	1	0
1	1	1	1	1	1	1	0	op1	D	op2		Vn		Vd		1	1	0	op4	N	Q	M	U								Vm

Decode fields					Instruction Details		Feature
op1	op2	op4	Q	U			
0	00	0			UNALLOCATED		-
0	00	1	0	0	<a href="#">VDOT (by element) — 64-bit SIMD vector</a>		FEAT_AA32BF16
0	00	1		1	UNALLOCATED		-
0	00	1	1	0	<a href="#">VDOT (by element) — 128-bit SIMD vector</a>		FEAT_AA32BF16
0	01	0			UNALLOCATED		-
0	10	0			UNALLOCATED		-
0	10	1	0	0	<a href="#">VSDOT (by element) — 64-bit SIMD vector</a>		FEAT_DotProd

Decode fields					Instruction Details	Feature
op1	op2	op4	Q	U		
0	10	1	0	1	<a href="#">VUDOT (by element)</a> — 64-bit SIMD vector	FEAT_DotProd
0	10	1	1	0	<a href="#">VSDOT (by element)</a> — 128-bit SIMD vector	FEAT_DotProd
0	10	1	1	1	<a href="#">VUDOT (by element)</a> — 128-bit SIMD vector	FEAT_DotProd
0	11				UNALLOCATED	-
1		0			UNALLOCATED	-
1	00	1	0	0	<a href="#">VUSDOT (by element)</a> — 64-bit SIMD vector	FEAT_AA32I8MM
1	00	1	0	1	<a href="#">VSUDOT (by element)</a> — 64-bit SIMD vector	FEAT_AA32I8MM
1	00	1	1	0	<a href="#">VUSDOT (by element)</a> — 128-bit SIMD vector	FEAT_AA32I8MM
1	00	1	1	1	<a href="#">VSUDOT (by element)</a> — 128-bit SIMD vector	FEAT_AA32I8MM
1	01	1			UNALLOCATED	-
1	1x	1			UNALLOCATED	-

## Advanced SIMD and System register load/store and 64-bit move

These instructions are under [System register access, Advanced SIMD, floating-point, and Supervisor call](#).

31	30	29	28	27	26	25	24	23	22	21	20	19	18	17	16	15	14	13	12	11	10	9	8	7	6	5	4	3	2	1	0		
!= 1111				110			op0														1	op1											

Decode fields		Instruction details
op0	op1	
00x0	0x	<a href="#">Advanced SIMD and floating-point 64-bit move</a>
00x0	11	<a href="#">System register 64-bit move</a>
!= 00x0	0x	<a href="#">Advanced SIMD and floating-point load/store</a>
!= 00x0	11	<a href="#">System register load/store</a>
	10	UNALLOCATED

## Advanced SIMD and floating-point 64-bit move

These instructions are under [Advanced SIMD and System register load/store and 64-bit move](#).

31	30	29	28	27	26	25	24	23	22	21	20	19	18	17	16	15	14	13	12	11	10	9	8	7	6	5	4	3	2	1	0
!= 1111				1	1	0	0	0	D	0	op	Rt2				Rt				1	0	size	opc2	M	o3	Vm					
cond																															

The following constraints also apply to this encoding: cond != 1111 && cond != 1111

Decode fields					Instruction Details
D	op	size	opc2	o3	
0					UNALLOCATED
1				0	UNALLOCATED
1		0x	00	1	UNALLOCATED
1			01		UNALLOCATED
1	0	10	00	1	<a href="#">VMOV (between two general-purpose registers and two single-precision registers)</a> — from general-purpose registers
1	0	11	00	1	<a href="#">VMOV (between two general-purpose registers and a doubleword floating-point register)</a> — from general-purpose registers
1			1x		UNALLOCATED
1	1	10	00	1	<a href="#">VMOV (between two general-purpose registers and two single-precision registers)</a> — to general-purpose registers
1	1	11	00	1	<a href="#">VMOV (between two general-purpose registers and a doubleword floating-point register)</a> — to general-purpose registers

## System register 64-bit move

These instructions are under [Advanced SIMD and System register load/store and 64-bit move](#).

31	30	29	28	27	26	25	24	23	22	21	20	19	18	17	16	15	14	13	12	11	10	9	8	7	6	5	4	3	2	1	0
!= 1111				1	1	0	0	0	D	0	L	Rt2				Rt				1 1 1			cp15	opc1			CRm				
cond																															

The following constraints also apply to this encoding: cond != 1111 && cond != 1111

Decode fields		Instruction Details
D	L	
0		UNALLOCATED
1	0	<a href="#">MCRR</a>
1	1	<a href="#">MRRC</a>

## Advanced SIMD and floating-point load/store

These instructions are under [Advanced SIMD and System register load/store and 64-bit move](#).

31	30	29	28	27	26	25	24	23	22	21	20	19	18	17	16	15	14	13	12	11	10	9	8	7	6	5	4	3	2	1	0
!= 1111				1	1	0	P	U	D	W	L	Rn				Vd				1	0	size	imm8								
cond																															

The following constraints also apply to this encoding: cond != 1111 && P:U:D:W != 00x0 && cond != 1111

Decode fields				Rn	size	imm8	Instruction Details	Feature
P	U	W	L					
0	0	1					UNALLOCATED	-
0	1				0x		UNALLOCATED	-
0	1		0		10		<a href="#">VSTM, VSTMDB, VSTMIA</a> — <a href="#">single-precision scalar</a>	-
0	1		0		11	xxxxxxxx0	<a href="#">VSTM, VSTMDB, VSTMIA</a> — <a href="#">double-precision scalar</a>	-
0	1		0		11	xxxxxxxx1	<a href="#">FSTMDBX, FSTMIA</a> — <a href="#">Increment After</a>	-
0	1		1		10		<a href="#">VLDM, VLDMDB, VLDMIA</a> — <a href="#">single-precision scalar</a>	-
0	1		1		11	xxxxxxxx0	<a href="#">VLDM, VLDMDB, VLDMIA</a> — <a href="#">double-precision scalar</a>	-
0	1		1		11	xxxxxxxx1	<a href="#">FLDM*X (FLDMDBX, FLDMIA)</a> — <a href="#">Increment After</a>	-
1		0	0		01		<a href="#">VSTR</a> — <a href="#">half-precision scalar</a>	FEAT_FP16
1		0	0		10		<a href="#">VSTR</a> — <a href="#">single-precision scalar</a>	-
1		0	0		11		<a href="#">VSTR</a> — <a href="#">double-precision scalar</a>	-
1		0	1	!= 1111	01		<a href="#">VLDR (immediate)</a> — <a href="#">half-precision scalar</a>	FEAT_FP16
1		0	1	!= 1111	10		<a href="#">VLDR (immediate)</a> — <a href="#">single-precision scalar</a>	-
1		0	1	!= 1111	11		<a href="#">VLDR (immediate)</a> — <a href="#">double-precision scalar</a>	-
1	0	1			0x		UNALLOCATED	-
1	0	1	0		10		<a href="#">VSTM, VSTMDB, VSTMIA</a> — <a href="#">single-precision scalar</a>	-
1	0	1	0		11	xxxxxxxx0	<a href="#">VSTM, VSTMDB, VSTMIA</a> — <a href="#">double-precision scalar</a>	-
1	0	1	0		11	xxxxxxxx1	<a href="#">FSTMDBX, FSTMIA</a> — <a href="#">Decrement Before</a>	-
1	0	1	1		10		<a href="#">VLDM, VLDMDB, VLDMIA</a> — <a href="#">single-precision scalar</a>	-
1	0	1	1		11	xxxxxxxx0	<a href="#">VLDM, VLDMDB, VLDMIA</a> — <a href="#">double-precision scalar</a>	-
1	0	1	1		11	xxxxxxxx1	<a href="#">FLDM*X (FLDMDBX, FLDMIA)</a> — <a href="#">Decrement Before</a>	-
1		0	1	1111	01		<a href="#">VLDR (literal)</a> — <a href="#">half-precision scalar</a>	FEAT_FP16

P	U	W	L	Decode fields		imm8	Instruction Details	Feature
				Rn	size			
1		0	1	1111	10		<a href="#">VLDR (literal)</a> — <a href="#">single-precision scalar</a>	-
1		0	1	1111	11		<a href="#">VLDR (literal)</a> — <a href="#">double-precision scalar</a>	-
1	1	1					UNALLOCATED	-

## System register load/store

These instructions are under [Advanced SIMD and System register load/store and 64-bit move](#).

31	30	29	28	27	26	25	24	23	22	21	20	19	18	17	16	15	14	13	12	11	10	9	8	7	6	5	4	3	2	1	0
!= 1111				1	1	0	P	U	D	W	L	Rn				CRd				1	1	1	cp15	imm8							
cond																															

The following constraints also apply to this encoding: cond != 1111 && P:U:D:W != 00x0 && cond != 1111

Decode fields						Instruction Details	
P:U:W	D	L	Rn	CRd	cp15		
!= 000	0			!= 0101	0	UNALLOCATED	
!= 000	0	1	1111	0101	0	<a href="#">LDC (literal)</a>	
!= 000					1	UNALLOCATED	
!= 000	1			0101	0	UNALLOCATED	
0x1	0	0		0101	0	<a href="#">STC</a> — <a href="#">post-indexed</a>	
0x1	0	1	!= 1111	0101	0	<a href="#">LDC (immediate)</a> — <a href="#">post-indexed</a>	
010	0	0		0101	0	<a href="#">STC</a> — <a href="#">unindexed</a>	
010	0	1	!= 1111	0101	0	<a href="#">LDC (immediate)</a> — <a href="#">unindexed</a>	
1x0	0	0		0101	0	<a href="#">STC</a> — <a href="#">offset</a>	
1x0	0	1	!= 1111	0101	0	<a href="#">LDC (immediate)</a> — <a href="#">offset</a>	
1x1	0	0		0101	0	<a href="#">STC</a> — <a href="#">pre-indexed</a>	
1x1	0	1	!= 1111	0101	0	<a href="#">LDC (immediate)</a> — <a href="#">pre-indexed</a>	

## Advanced SIMD and System register 32-bit move

These instructions are under [System register access, Advanced SIMD, floating-point, and Supervisor call](#).

31	30	29	28	27	26	25	24	23	22	21	20	19	18	17	16	15	14	13	12	11	10	9	8	7	6	5	4	3	2	1	0		
!= 1111				1110				op0												1	op1								1				

Decode fields		Instruction details	Feature
op0	op1		
000	000	UNALLOCATED	-
000	001	<a href="#">VMOV (between general-purpose register and half-precision)</a>	FEAT_FP16
000	010	<a href="#">VMOV (between general-purpose register and single-precision)</a>	-
001	010	UNALLOCATED	-
01x	010	UNALLOCATED	-
10x	010	UNALLOCATED	-
110	010	UNALLOCATED	-
111	010	<a href="#">Floating-point move special register</a>	-
	011	<a href="#">Advanced SIMD 8/16/32-bit element move/duplicate</a>	-
	10x	UNALLOCATED	-
	11x	<a href="#">System register 32-bit move</a>	-



## Floating-point move special register

These instructions are under [Advanced SIMD and System register 32-bit move](#).

31	30	29	28	27	26	25	24	23	22	21	20	19	18	17	16	15	14	13	12	11	10	9	8	7	6	5	4	3	2	1	0
!= 1111				1	1	1	0	1	1	1	L	reg				Rt				1	0	1	0	(0)	(0)	(0)	1	(0)	(0)	(0)	(0)
cond																															

The following constraints also apply to this encoding: cond != 1111 && cond != 1111

Decode fields	Instruction Details
L	
0	<a href="#">VMSR</a>
1	<a href="#">VMRS</a>

## Advanced SIMD 8/16/32-bit element move/duplicate

These instructions are under [Advanced SIMD and System register 32-bit move](#).

31	30	29	28	27	26	25	24	23	22	21	20	19	18	17	16	15	14	13	12	11	10	9	8	7	6	5	4	3	2	1	0			
!= 1111				1	1	1	0	opc1				L	Vn				Rt				1	0	1	1	N	opc2				1	(0)	(0)	(0)	(0)
cond																																		

The following constraints also apply to this encoding: cond != 1111 && cond != 1111

Decode fields	Instruction Details		
opc1	L	opc2	
0xx	0		<a href="#">VMOV (general-purpose register to scalar)</a>
	1		<a href="#">VMOV (scalar to general-purpose register)</a>
1xx	0	0x	<a href="#">VDUP (general-purpose register)</a>
1xx	0	1x	UNALLOCATED

## System register 32-bit move

These instructions are under [Advanced SIMD and System register 32-bit move](#).

31	30	29	28	27	26	25	24	23	22	21	20	19	18	17	16	15	14	13	12	11	10	9	8	7	6	5	4	3	2	1	0					
!= 1111				1 1 1 0				opc1				L		CRn				Rt				1 1 1			cp15		opc2				1		CRm			
cond																																				

The following constraints also apply to this encoding: cond != 1111 && cond != 1111

Decode fields	Instruction Details
L	
0	<a href="#">MCR</a>
1	<a href="#">MRC</a>

## Floating-point data-processing

These instructions are under [System register access, Advanced SIMD, floating-point, and Supervisor call](#).

31	30	29	28	27	26	25	24	23	22	21	20	19	18	17	16	15	14	13	12	11	10	9	8	7	6	5	4	3	2	1	0
!= 1111				1110				op0								10								op1		0					

Decode fields	Instruction details	
op0	op1	
1x11	1	<a href="#">Floating-point data-processing (two registers)</a>

1×11	0	<a href="#">Floating-point move immediate</a>
!= 1×11		<a href="#">Floating-point data-processing (three registers)</a>

## Floating-point data-processing (two registers)

These instructions are under [Floating-point data-processing](#).

31	30	29	28	27	26	25	24	23	22	21	20	19	18	17	16	15	14	13	12	11	10	9	8	7	6	5	4	3	2	1	0
!= 1111	1	1	1	0	1	D	1	1	o1	opc2			Vd	1	0	size	o3	1	M	0											Vm
cond																															

The following constraints also apply to this encoding: cond != 1111 && cond != 1111

Decode fields				Instruction Details	Feature
o1	opc2	size	o3		
		00		UNALLOCATED	-
0	000	01	0	UNALLOCATED	-
0	000	01	1	<a href="#">VABS</a> — <a href="#">half-precision scalar</a>	FEAT_FP16
0	000	10	0	<a href="#">VMOV (register)</a> — <a href="#">single-precision scalar</a>	-
0	000	10	1	<a href="#">VABS</a> — <a href="#">single-precision scalar</a>	-
0	000	11	0	<a href="#">VMOV (register)</a> — <a href="#">double-precision scalar</a>	-
0	000	11	1	<a href="#">VABS</a> — <a href="#">double-precision scalar</a>	-
0	001	01	0	<a href="#">VNEG</a> — <a href="#">half-precision scalar</a>	FEAT_FP16
0	001	01	1	<a href="#">VSQRT</a> — <a href="#">half-precision scalar</a>	FEAT_FP16
0	001	10	0	<a href="#">VNEG</a> — <a href="#">single-precision scalar</a>	-
0	001	10	1	<a href="#">VSQRT</a> — <a href="#">single-precision scalar</a>	-
0	001	11	0	<a href="#">VNEG</a> — <a href="#">double-precision scalar</a>	-
0	001	11	1	<a href="#">VSQRT</a> — <a href="#">double-precision scalar</a>	-
0	010	01		UNALLOCATED	-
0	010	10	0	<a href="#">VCVTB</a> — <a href="#">half-precision to single-precision</a>	-
0	010	10	1	<a href="#">VCVTT</a> — <a href="#">half-precision to single-precision</a>	-
0	010	11	0	<a href="#">VCVTB</a> — <a href="#">half-precision to double-precision</a>	-
0	010	11	1	<a href="#">VCVTT</a> — <a href="#">half-precision to double-precision</a>	-
0	011	01	0	<a href="#">VCVTB (BFloat16)</a>	FEAT_AA32BF16
0	011	01	1	<a href="#">VCVTT (BFloat16)</a>	FEAT_AA32BF16
0	011	10	0	<a href="#">VCVTB</a> — <a href="#">single-precision to half-precision</a>	-
0	011	10	1	<a href="#">VCVTT</a> — <a href="#">single-precision to half-precision</a>	-
0	011	11	0	<a href="#">VCVTB</a> — <a href="#">double-precision to half-precision</a>	-
0	011	11	1	<a href="#">VCVTT</a> — <a href="#">double-precision to half-precision</a>	-
0	100	01	0	<a href="#">VCMP</a>	FEAT_FP16
0	100	01	1	<a href="#">VCMPE</a>	FEAT_FP16
0	100	10	0	<a href="#">VCMP</a>	-
0	100	10	1	<a href="#">VCMPE</a>	-
0	100	11	0	<a href="#">VCMP</a>	-
0	100	11	1	<a href="#">VCMPE</a>	-
0	101	01	0	<a href="#">VCMP</a>	FEAT_FP16
0	101	01	1	<a href="#">VCMPE</a>	FEAT_FP16
0	101	10	0	<a href="#">VCMP</a>	-
0	101	10	1	<a href="#">VCMPE</a>	-
0	101	11	0	<a href="#">VCMP</a>	-

Decode fields				Instruction Details	Feature
o1	opc2	size	o3		
0	101	11	1	<a href="#">VCMPE</a>	-
0	110	01	0	<a href="#">VRINTR</a> — <a href="#">half-precision scalar</a>	FEAT_FP16
0	110	01	1	<a href="#">VRINTZ</a> (floating-point) — <a href="#">half-precision scalar</a>	FEAT_FP16
0	110	10	0	<a href="#">VRINTR</a> — <a href="#">single-precision scalar</a>	-
0	110	10	1	<a href="#">VRINTZ</a> (floating-point) — <a href="#">single-precision scalar</a>	-
0	110	11	0	<a href="#">VRINTR</a> — <a href="#">double-precision scalar</a>	-
0	110	11	1	<a href="#">VRINTZ</a> (floating-point) — <a href="#">double-precision scalar</a>	-
0	111	01	0	<a href="#">VRINTX</a> (floating-point) — <a href="#">half-precision scalar</a>	FEAT_FP16
0	111	01	1	UNALLOCATED	-
0	111	10	0	<a href="#">VRINTX</a> (floating-point) — <a href="#">single-precision scalar</a>	-
0	111	10	1	<a href="#">VCVT</a> (between double-precision and single-precision) — <a href="#">single-precision to double-precision</a>	-
0	111	11	0	<a href="#">VRINTX</a> (floating-point) — <a href="#">double-precision scalar</a>	-
0	111	11	1	<a href="#">VCVT</a> (between double-precision and single-precision) — <a href="#">double-precision to single-precision</a>	-
1	000	01		<a href="#">VCVT</a> (integer to floating-point, floating-point) — <a href="#">half-precision scalar</a>	FEAT_FP16
1	000	10		<a href="#">VCVT</a> (integer to floating-point, floating-point) — <a href="#">single-precision scalar</a>	-
1	000	11		<a href="#">VCVT</a> (integer to floating-point, floating-point) — <a href="#">double-precision scalar</a>	-
1	001	01		UNALLOCATED	-
1	001	10		UNALLOCATED	-
1	001	11	0	UNALLOCATED	-
1	001	11	1	<a href="#">VJCVT</a>	FEAT_JSCVT
1	01x	01		<a href="#">VCVT</a> (between floating-point and fixed-point, floating-point)	FEAT_FP16
1	01x	10		<a href="#">VCVT</a> (between floating-point and fixed-point, floating-point)	-
1	01x	11		<a href="#">VCVT</a> (between floating-point and fixed-point, floating-point)	-
1	100	01	0	<a href="#">VCVTR</a>	FEAT_FP16
1	100	01	1	<a href="#">VCVT</a> (floating-point to integer, floating-point)	FEAT_FP16
1	100	10	0	<a href="#">VCVTR</a>	-
1	100	10	1	<a href="#">VCVT</a> (floating-point to integer, floating-point)	-
1	100	11	0	<a href="#">VCVTR</a>	-
1	100	11	1	<a href="#">VCVT</a> (floating-point to integer, floating-point)	-
1	101	01	0	<a href="#">VCVTR</a>	FEAT_FP16
1	101	01	1	<a href="#">VCVT</a> (floating-point to integer, floating-point)	FEAT_FP16
1	101	10	0	<a href="#">VCVTR</a>	-
1	101	10	1	<a href="#">VCVT</a> (floating-point to integer, floating-point)	-
1	101	11	0	<a href="#">VCVTR</a>	-
1	101	11	1	<a href="#">VCVT</a> (floating-point to integer, floating-point)	-
1	11x	01		<a href="#">VCVT</a> (between floating-point and fixed-point, floating-point)	FEAT_FP16
1	11x	10		<a href="#">VCVT</a> (between floating-point and fixed-point, floating-point)	-
1	11x	11		<a href="#">VCVT</a> (between floating-point and fixed-point, floating-point)	-

## Floating-point move immediate

These instructions are under [Floating-point data-processing](#).

31	30	29	28	27	26	25	24	23	22	21	20	19	18	17	16	15	14	13	12	11	10	9	8	7	6	5	4	3	2	1	0
!= 1111				1	1	1	0	1	D	1	1	imm4H				Vd				1 0		size	(0)	0	(0)	0	imm4L				
cond																															

The following constraints also apply to this encoding: cond != 1111 && cond != 1111

Decode fields size	Instruction Details	Feature
00	UNALLOCATED	-
01	<a href="#">VMOV (immediate)</a> — <a href="#">half-precision scalar</a>	FEAT_FP16
10	<a href="#">VMOV (immediate)</a> — <a href="#">single-precision scalar</a>	-
11	<a href="#">VMOV (immediate)</a> — <a href="#">double-precision scalar</a>	-

### Floating-point data-processing (three registers)

These instructions are under [Floating-point data-processing](#).

31	30	29	28	27	26	25	24	23	22	21	20	19	18	17	16	15	14	13	12	11	10	9	8	7	6	5	4	3	2	1	0
!= 1111				1	1	1	0	o0	D	o1		Vn				Vd				1	0	size	N	o2	M	0	Vm				
cond																															

The following constraints also apply to this encoding: cond != 1111 && o0:D:o1 != 1x11 && cond != 1111

Decode fields			Instruction Details	Feature
o0:o1	size	o2		
!= 111	00		UNALLOCATED	-
000	01	0	<a href="#">VMLA (floating-point)</a> — <a href="#">half-precision scalar</a>	FEAT_FP16
000	01	1	<a href="#">VMLS (floating-point)</a> — <a href="#">half-precision scalar</a>	FEAT_FP16
000	10	0	<a href="#">VMLA (floating-point)</a> — <a href="#">single-precision scalar</a>	-
000	10	1	<a href="#">VMLS (floating-point)</a> — <a href="#">single-precision scalar</a>	-
000	11	0	<a href="#">VMLA (floating-point)</a> — <a href="#">double-precision scalar</a>	-
000	11	1	<a href="#">VMLS (floating-point)</a> — <a href="#">double-precision scalar</a>	-
001	01	0	<a href="#">VNMLS</a> — <a href="#">half-precision scalar</a>	FEAT_FP16
001	01	1	<a href="#">VNMLA</a> — <a href="#">half-precision scalar</a>	FEAT_FP16
001	10	0	<a href="#">VNMLS</a> — <a href="#">single-precision scalar</a>	-
001	10	1	<a href="#">VNMLA</a> — <a href="#">single-precision scalar</a>	-
001	11	0	<a href="#">VNMLS</a> — <a href="#">double-precision scalar</a>	-
001	11	1	<a href="#">VNMLA</a> — <a href="#">double-precision scalar</a>	-
010	01	0	<a href="#">VMUL (floating-point)</a> — <a href="#">half-precision scalar</a>	FEAT_FP16
010	01	1	<a href="#">VNMUL</a> — <a href="#">half-precision scalar</a>	FEAT_FP16
010	10	0	<a href="#">VMUL (floating-point)</a> — <a href="#">single-precision scalar</a>	-
010	10	1	<a href="#">VNMUL</a> — <a href="#">single-precision scalar</a>	-
010	11	0	<a href="#">VMUL (floating-point)</a> — <a href="#">double-precision scalar</a>	-
010	11	1	<a href="#">VNMUL</a> — <a href="#">double-precision scalar</a>	-
011	01	0	<a href="#">VADD (floating-point)</a> — <a href="#">half-precision scalar</a>	FEAT_FP16
011	01	1	<a href="#">VSUB (floating-point)</a> — <a href="#">half-precision scalar</a>	FEAT_FP16
011	10	0	<a href="#">VADD (floating-point)</a> — <a href="#">single-precision scalar</a>	-
011	10	1	<a href="#">VSUB (floating-point)</a> — <a href="#">single-precision scalar</a>	-
011	11	0	<a href="#">VADD (floating-point)</a> — <a href="#">double-precision scalar</a>	-
011	11	1	<a href="#">VSUB (floating-point)</a> — <a href="#">double-precision scalar</a>	-
100	01	0	<a href="#">VDIV</a> — <a href="#">half-precision scalar</a>	FEAT_FP16
100	10	0	<a href="#">VDIV</a> — <a href="#">single-precision scalar</a>	-
100	11	0	<a href="#">VDIV</a> — <a href="#">double-precision scalar</a>	-
101	01	0	<a href="#">VFNMS</a> — <a href="#">half-precision scalar</a>	FEAT_FP16
101	01	1	<a href="#">VFENMA</a> — <a href="#">half-precision scalar</a>	FEAT_FP16
101	10	0	<a href="#">VFNMS</a> — <a href="#">single-precision scalar</a>	-
101	10	1	<a href="#">VFENMA</a> — <a href="#">single-precision scalar</a>	-

Decode fields			Instruction Details	Feature
o0:o1	size	o2		
101	11	0	<a href="#">VFNMMS</a> — <a href="#">double-precision scalar</a>	-
101	11	1	<a href="#">VFNMMA</a> — <a href="#">double-precision scalar</a>	-
110	01	0	<a href="#">VFMA</a> — <a href="#">half-precision scalar</a>	FEAT_FP16
110	01	1	<a href="#">VFMS</a> — <a href="#">half-precision scalar</a>	FEAT_FP16
110	10	0	<a href="#">VFMA</a> — <a href="#">single-precision scalar</a>	-
110	10	1	<a href="#">VFMS</a> — <a href="#">single-precision scalar</a>	-
110	11	0	<a href="#">VFMA</a> — <a href="#">double-precision scalar</a>	-
110	11	1	<a href="#">VFMS</a> — <a href="#">double-precision scalar</a>	-

## Unconditional instructions

These instructions are under the [top-level](#).

31	30	29	28	27	26	25	24	23	22	21	20	19	18	17	16	15	14	13	12	11	10	9	8	7	6	5	4	3	2	1	0
11110				op0				op1																							

Decode fields		Instruction details
op0	op1	
00x		<a href="#">Miscellaneous</a>
01x		<a href="#">Advanced SIMD data-processing</a>
1xx	1	<a href="#">Memory hints and barriers</a>
100	0	<a href="#">Advanced SIMD element or structure load/store</a>
101	0	UNALLOCATED
11x	0	UNALLOCATED

## Miscellaneous

These instructions are under [Unconditional instructions](#).

31	30	29	28	27	26	25	24	23	22	21	20	19	18	17	16	15	14	13	12	11	10	9	8	7	6	5	4	3	2	1	0				
1111000							op0																		op1										

Decode fields		Instruction details	Feature
op0	op1		
0xxxxx		UNALLOCATED	-
10000	xx0x	<a href="#">Change Process State</a>	-
10001	1000	UNALLOCATED	-
10001	x100	UNALLOCATED	-
10001	xx01	UNALLOCATED	-
10001	0000	<a href="#">SETPAN</a>	FEAT_PAN
1000x	0111	UNALLOCATED	-
10010	0111	CONSTRAINED UNPREDICTABLE	-
10011	0111	UNALLOCATED	-
1001x	xx0x	UNALLOCATED	-
100xx	0011	UNALLOCATED	-
100xx	0x10	UNALLOCATED	-
100xx	1x1x	UNALLOCATED	-
101xx		UNALLOCATED	-
11xxx		UNALLOCATED	-

The behavior of the CONSTRAINED UNPREDICTABLE encodings in this table is described in [CONSTRAINED UNPREDICTABLE behavior for A32 and T32 instruction encodings](#)

## Change Process State

These instructions are under [Miscellaneous](#).

31	30	29	28	27	26	25	24	23	22	21	20	19	18	17	16	15	14	13	12	11	10	9	8	7	6	5	4	3	2	1	0
1	1	1	1	0	0	0	1	0	0	0	0	imod	M	op	(0)	(0)	(0)	(0)	(0)	(0)	(0)	E	A	I	F	0	mode				

Decode fields						Instruction Details	
imod	M	op	I	F	mode		
		1	0	0	0xxxx	<a href="#">SETEND</a>	
00	1	0				<a href="#">CPS, CPSID, CPSIE</a> — <a href="#">change mode</a>	
10		0				<a href="#">CPS, CPSID, CPSIE</a> — <a href="#">interrupt enable and change mode</a>	
		1	0	0	1xxxx	UNALLOCATED	
		1	0	1		UNALLOCATED	
		1	1			UNALLOCATED	
11		0				<a href="#">CPS, CPSID, CPSIE</a> — <a href="#">interrupt disable and change mode</a>	

## Advanced SIMD data-processing

These instructions are under [Unconditional instructions](#).

31	30	29	28	27	26	25	24	23	22	21	20	19	18	17	16	15	14	13	12	11	10	9	8	7	6	5	4	3	2	1	0	
1111001								op0																				op1				

Decode fields		Instruction details	
op0	op1		
0		<a href="#">Advanced SIMD three registers of the same length</a>	
1	0	<a href="#">Advanced SIMD two registers, or three registers of different lengths</a>	
1	1	<a href="#">Advanced SIMD shifts and immediate generation</a>	

## Advanced SIMD three registers of the same length

These instructions are under [Advanced SIMD data-processing](#).

31	30	29	28	27	26	25	24	23	22	21	20	19	18	17	16	15	14	13	12	11	10	9	8	7	6	5	4	3	2	1	0
1	1	1	1	0	0	1	U	0	D	size	Vn		Vd		opc		N	Q	M	o1	Vm										

Decode fields					Instruction Details		Feature
U	size	opc	Q	o1			
0	0x	1100		1	<a href="#">VFMA</a>		-
0	0x	1101		0	<a href="#">VADD (floating-point)</a>		-
0	0x	1101		1	<a href="#">VMLA (floating-point)</a>		-
0	0x	1110		0	<a href="#">VCEQ (register)</a> — <a href="#">A2</a>		-
0	0x	1111		0	<a href="#">VMAX (floating-point)</a>		-
0	0x	1111		1	<a href="#">VRECPS</a>		-
		0000		0	<a href="#">VHADD</a>		-
0	00	0001		1	<a href="#">VAND (register)</a>		-
		0000		1	<a href="#">VQADD</a>		-
		0001		0	<a href="#">VRHADD</a>		-
0	00	1100		0	<a href="#">SHA1C</a>		FEAT_SHA1
		0010		0	<a href="#">VHSUB</a>		-

U	Decode fields		Q	o1	Instruction Details	Feature
	size	opc				
0	01	0001		1	<a href="#">VBIC (register)</a>	-
		0010		1	<a href="#">VQSUB</a>	-
		0011		0	<a href="#">VCGT (register)</a> — A1	-
		0011		1	<a href="#">VCGE (register)</a> — A1	-
0	01	1100		0	<a href="#">SHA1P</a>	FEAT_SHA1
0	1x	1100		1	<a href="#">VFMS</a>	-
0	1x	1101		0	<a href="#">VSUB (floating-point)</a>	-
0	1x	1101		1	<a href="#">VMLS (floating-point)</a>	-
0	1x	1110		0	UNALLOCATED	-
0	1x	1111		0	<a href="#">VMIN (floating-point)</a>	-
0	1x	1111		1	<a href="#">VRSQRTS</a>	-
		0100		0	<a href="#">VSHL (register)</a>	-
0		1000		0	<a href="#">VADD (integer)</a>	-
0	10	0001		1	<a href="#">VORR (register)</a>	-
0		1000		1	<a href="#">VTST</a>	-
		0100		1	<a href="#">VQSHL (register)</a>	-
0		1001		0	<a href="#">VMLA (integer)</a>	-
		0101		0	<a href="#">VRSHL</a>	-
		0101		1	<a href="#">VQRSHL</a>	-
0		1011		0	<a href="#">VQDMULH</a>	-
0	10	1100		0	<a href="#">SHA1M</a>	FEAT_SHA1
0		1011		1	<a href="#">VPADD (integer)</a>	-
		0110		0	<a href="#">VMAX (integer)</a>	-
0	11	0001		1	<a href="#">VORN (register)</a>	-
		0110		1	<a href="#">VMIN (integer)</a>	-
		0111		0	<a href="#">VABD (integer)</a>	-
		0111		1	<a href="#">VABA</a>	-
0	11	1100		0	<a href="#">SHA1SU0</a>	FEAT_SHA1
1	0x	1101		0	<a href="#">VPADD (floating-point)</a>	-
1	0x	1101		1	<a href="#">VMUL (floating-point)</a>	-
1	0x	1110		0	<a href="#">VCGE (register)</a> — A2	-
1	0x	1110		1	<a href="#">VACGE</a>	-
1	0x	1111	0	0	<a href="#">VPMAX (floating-point)</a>	-
1	0x	1111		1	<a href="#">VMAXNM</a>	-
1	00	0001		1	<a href="#">VEOR</a>	-
		1001		1	<a href="#">VMUL (integer and polynomial)</a>	-
1	00	1100		0	<a href="#">SHA256H</a>	FEAT_SHA256
		1010	0	0	<a href="#">VPMAX (integer)</a>	-
1	01	0001		1	<a href="#">VBSL</a>	-
		1010	0	1	<a href="#">VPMIN (integer)</a>	-
		1010	1		UNALLOCATED	-
1	01	1100		0	<a href="#">SHA256H2</a>	FEAT_SHA256
1	1x	1101		0	<a href="#">VABD (floating-point)</a>	-
1	1x	1110		0	<a href="#">VCGT (register)</a> — A2	-
1	1x	1110		1	<a href="#">VACGT</a>	-
1	1x	1111	0	0	<a href="#">VPMIN (floating-point)</a>	-
1	1x	1111		1	<a href="#">VMINNM</a>	-

Decode fields					Instruction Details	Feature
U	size	opc	Q	o1		
1		1000		0	<a href="#">VSUB (integer)</a>	-
1	10	0001		1	<a href="#">VBIT</a>	-
1		1000		1	<a href="#">VCEQ (register)</a> — <a href="#">A1</a>	-
1		1001		0	<a href="#">VMLS (integer)</a>	-
1		1011		0	<a href="#">VQRDMULH</a>	-
1	10	1100		0	<a href="#">SHA256SU1</a>	FEAT_SHA256
1		1011		1	<a href="#">VQRDMLAH</a>	FEAT_RDM
1	11	0001		1	<a href="#">VBIF</a>	-
1		1100		1	<a href="#">VQRDMLSH</a>	FEAT_RDM
1		1111	1	0	UNALLOCATED	-

## Advanced SIMD two registers, or three registers of different lengths

These instructions are under [Advanced SIMD data-processing](#).

31	30	29	28	27	26	25	24	23	22	21	20	19	18	17	16	15	14	13	12	11	10	9	8	7	6	5	4	3	2	1	0
1111001							op0	1		op1								op2					op3		0						

op0	Decode fields			op3	Instruction details
	op1	op2			
0	11				<a href="#">VEXT (byte elements)</a>
1	11	0x			<a href="#">Advanced SIMD two registers misc</a>
1	11	10			<a href="#">VTBL, VTBX</a>
1	11	11			<a href="#">Advanced SIMD duplicate (scalar)</a>
	!= 11		0		<a href="#">Advanced SIMD three registers of different lengths</a>
	!= 11		1		<a href="#">Advanced SIMD two registers and a scalar</a>

## Advanced SIMD two registers misc

These instructions are under [Advanced SIMD two registers, or three registers of different lengths](#).

31	30	29	28	27	26	25	24	23	22	21	20	19	18	17	16	15	14	13	12	11	10	9	8	7	6	5	4	3	2	1	0
1	1	1	1	0	0	1	1	1	D	1	1	size	opc1	Vd			0	opc2			Q	M	0	Vm							

size	Decode fields			Q	Instruction Details	Feature
	opc1	opc2				
	00	0000			<a href="#">VREV64</a>	-
	00	0001			<a href="#">VREV32</a>	-
	00	0010			<a href="#">VREV16</a>	-
	00	0011			UNALLOCATED	-
	00	010x			<a href="#">VPADDL</a>	-
	00	0110	0		<a href="#">AESE</a>	FEAT_AES
	00	0110	1		<a href="#">AESD</a>	FEAT_AES
	00	0111	0		<a href="#">AESMC</a>	FEAT_AES
	00	0111	1		<a href="#">AESIMC</a>	FEAT_AES
	00	1000			<a href="#">VCLS</a>	-
00	10	0000			<a href="#">VSWP</a>	-
	00	1001			<a href="#">VCLZ</a>	-
	00	1010			<a href="#">VCNT</a>	-
	00	1011			<a href="#">VMVN (register)</a>	-



size	Decode fields		Q	Instruction Details	Feature
	opc1	opc2			
00	10	1100	1	UNALLOCATED	-
	00	110x		<a href="#">VPADAL</a>	-
	00	1110		<a href="#">VQABS</a>	-
	00	1111		<a href="#">VQNEG</a>	-
	01	x000		<a href="#">VCGT (immediate #0)</a>	-
	01	x001		<a href="#">VCGE (immediate #0)</a>	-
	01	x010		<a href="#">VCEQ (immediate #0)</a>	-
	01	x011		<a href="#">VCLE (immediate #0)</a>	-
	01	x100		<a href="#">VCLT (immediate #0)</a>	-
	01	x110		<a href="#">VABS</a>	-
	01	x111		<a href="#">VNEG</a>	-
	01	0101	1	<a href="#">SHA1H</a>	FEAT_SHA1
01	10	1100	1	<a href="#">VCVT (from single-precision to BFloat16, Advanced SIMD)</a>	FEAT_AA32BF16
	10	0001		<a href="#">VTRN</a>	-
	10	0010		<a href="#">VUZP</a>	-
	10	0011		<a href="#">VZIP</a>	-
	10	0100	0	<a href="#">VMOVN</a>	-
	10	0100	1	<a href="#">VQMOVN, VQMOVUN</a> — <a href="#">VQMOVUN</a>	-
	10	0101		<a href="#">VQMOVN, VQMOVUN</a> — <a href="#">VQMOVN</a>	-
	10	0110	0	<a href="#">VSHLL</a>	-
	10	0111	0	<a href="#">SHA1SU1</a>	FEAT_SHA1
	10	0111	1	<a href="#">SHA256SU0</a>	FEAT_SHA256
	10	1000		<a href="#">VRINTN (Advanced SIMD)</a>	-
	10	1001		<a href="#">VRINTX (Advanced SIMD)</a>	-
	10	1010		<a href="#">VRINTA (Advanced SIMD)</a>	-
	10	1011		<a href="#">VRINTZ (Advanced SIMD)</a>	-
10	10	1100	1	UNALLOCATED	-
	10	1100	0	<a href="#">VCVT (between half-precision and single-precision, Advanced SIMD)</a> — <a href="#">single-precision to half-precision</a>	-
	10	1101		<a href="#">VRINTM (Advanced SIMD)</a>	-
	10	1110	0	<a href="#">VCVT (between half-precision and single-precision, Advanced SIMD)</a> — <a href="#">half-precision to single-precision</a>	-
	10	1110	1	UNALLOCATED	-
	10	1111		<a href="#">VRINTP (Advanced SIMD)</a>	-
	11	000x		<a href="#">VCVTA (Advanced SIMD)</a>	-
	11	001x		<a href="#">VCVTN (Advanced SIMD)</a>	-
	11	010x		<a href="#">VCVTP (Advanced SIMD)</a>	-
	11	011x		<a href="#">VCVTM (Advanced SIMD)</a>	-
	11	10x0		<a href="#">VRECPE</a>	-
	11	10x1		<a href="#">VRSQRT</a>	-
11	10	1100	1	UNALLOCATED	-
	11	11xx		<a href="#">VCVT (between floating-point and integer, Advanced SIMD)</a>	-

**Advanced SIMD duplicate (scalar)**

These instructions are under [Advanced SIMD two registers, or three registers of different lengths](#).

31	30	29	28	27	26	25	24	23	22	21	20	19	18	17	16	15	14	13	12	11	10	9	8	7	6	5	4	3	2	1	0	
1	1	1	1	0	0	1	1	1	D	1	1		imm4				Vd				1	1		opc			Q	M	0		Vm	

Decode fields opc	Instruction Details
000	<a href="#">VDUP (scalar)</a>
001	UNALLOCATED
01x	UNALLOCATED
1xx	UNALLOCATED

### Advanced SIMD three registers of different lengths

These instructions are under [Advanced SIMD two registers, or three registers of different lengths](#).

31	30	29	28	27	26	25	24	23	22	21	20	19	18	17	16	15	14	13	12	11	10	9	8	7	6	5	4	3	2	1	0
1	1	1	1	0	0	1	U	1	D	!= 11			Vn		Vd				opc		N	0	M	0			Vm				
size																															

The following constraints also apply to this encoding: size != 11 && size != 11

Decode fields U opc	Instruction Details
	0000 <a href="#">VADDL</a>
	0001 <a href="#">VADDW</a>
	0010 <a href="#">VSUBL</a>
0	0100 <a href="#">VADDHN</a>
	0011 <a href="#">VSUBW</a>
0	0110 <a href="#">VSUBHN</a>
0	1001 <a href="#">VQDMLAL</a>
	0101 <a href="#">VABAL</a>
0	1011 <a href="#">VQDMLSL</a>
0	1101 <a href="#">VQDMULL</a>
	0111 <a href="#">VABDL (integer)</a>
	1000 <a href="#">VMLAL (integer)</a>
	1010 <a href="#">VMLSL (integer)</a>
1	0100 <a href="#">VRADDHN</a>
1	0110 <a href="#">VRSUBHN</a>
	11x0 <a href="#">VMULL (integer and polynomial)</a>
1	1001 UNALLOCATED
1	1011 UNALLOCATED
1	1101 UNALLOCATED
	1111 UNALLOCATED

### Advanced SIMD two registers and a scalar

These instructions are under [Advanced SIMD two registers, or three registers of different lengths](#).

31	30	29	28	27	26	25	24	23	22	21	20	19	18	17	16	15	14	13	12	11	10	9	8	7	6	5	4	3	2	1	0
1	1	1	1	0	0	1	Q	1	D	!= 11			Vn		Vd				opc		N	1	M	0			Vm				
size																															

The following constraints also apply to this encoding: size != 11 && size != 11

Decode fields Q opc	Instruction Details	Feature
	000x <a href="#">VMLA (by scalar)</a>	-

Decode fields		Instruction Details	Feature
Q	opc		
0	0011	<a href="#">VQDMLAL</a>	-
	0010	<a href="#">VMLAL (by scalar)</a>	-
0	0111	<a href="#">VQDMLSL</a>	-
	010x	<a href="#">VMLS (by scalar)</a>	-
0	1011	<a href="#">VQDMULL</a>	-
	0110	<a href="#">VMLSL (by scalar)</a>	-
	100x	<a href="#">VMUL (by scalar)</a>	-
1	0011	UNALLOCATED	-
	1010	<a href="#">VMULL (by scalar)</a>	-
1	0111	UNALLOCATED	-
	1100	<a href="#">VQDMULH</a>	-
	1101	<a href="#">VQRDMULH</a>	-
1	1011	UNALLOCATED	-
	1110	<a href="#">VQRDMLAH</a>	FEAT_RDM
	1111	<a href="#">VQRDMLSH</a>	FEAT_RDM

## Advanced SIMD shifts and immediate generation

These instructions are under [Advanced SIMD data-processing](#).

31	30	29	28	27	26	25	24	23	22	21	20	19	18	17	16	15	14	13	12	11	10	9	8	7	6	5	4	3	2	1	0
1111001								1	op0																1						

Decode fields		Instruction details
op0		
000xxxxxxxxxxxx0		<a href="#">Advanced SIMD one register and modified immediate</a>
!= 000xxxxxxxxxxxx0		<a href="#">Advanced SIMD two registers and shift amount</a>

## Advanced SIMD one register and modified immediate

These instructions are under [Advanced SIMD shifts and immediate generation](#).

31	30	29	28	27	26	25	24	23	22	21	20	19	18	17	16	15	14	13	12	11	10	9	8	7	6	5	4	3	2	1	0
1	1	1	1	0	0	1	i	1	D	0	0	0	imm3			Vd			cmode			0	Q	op	1	imm4					

Decode fields		Instruction Details
cmode	op	
0xx0	0	<a href="#">VMOV (immediate) — A1</a>
0xx0	1	<a href="#">VMVN (immediate) — A1</a>
0xx1	0	<a href="#">VORR (immediate) — A1</a>
0xx1	1	<a href="#">VBIC (immediate) — A1</a>
10x0	0	<a href="#">VMOV (immediate) — A3</a>
10x0	1	<a href="#">VMVN (immediate) — A2</a>
10x1	0	<a href="#">VORR (immediate) — A2</a>
10x1	1	<a href="#">VBIC (immediate) — A2</a>
11xx	0	<a href="#">VMOV (immediate) — A4</a>
110x	1	<a href="#">VMVN (immediate) — A3</a>
1110	1	<a href="#">VMOV (immediate) — A5</a>
1111	1	UNALLOCATED

## Advanced SIMD two registers and shift amount

These instructions are under [Advanced SIMD shifts and immediate generation](#).

31	30	29	28	27	26	25	24	23	22	21	20	19	18	17	16	15	14	13	12	11	10	9	8	7	6	5	4	3	2	1	0
1	1	1	1	0	0	1	U	1	D	imm3H			imm3L			Vd			opc			L		Q	M	1	Vm				

The following constraints also apply to this encoding: imm3H:imm3L:Vd:opc:L != 000xxxxxxxxxxx0

Decode fields					Instruction Details
U	imm3H:L	imm3L	opc	Q	
	!= 0000		0000		<a href="#">VSHR</a>
	!= 0000		0001		<a href="#">VSRA</a>
	!= 0000	000	1010	0	<a href="#">VMOVL</a>
	!= 0000		0010		<a href="#">VRSR</a>
	!= 0000		0011		<a href="#">VRSRA</a>
	!= 0000		0111		<a href="#">VQSHL</a> , <a href="#">VQSHLU (immediate)</a> — <a href="#">VQSHL</a>
	!= 0000		1001	0	<a href="#">VQSHRN</a> , <a href="#">VQSHRUN</a> — <a href="#">VQSHRN</a>
	!= 0000		1001	1	<a href="#">VQRSHRN</a> , <a href="#">VQRSHRUN</a> — <a href="#">VQRSHRN</a>
	!= 0000		1010	0	<a href="#">VSHLL</a>
	!= 0000		11xx		<a href="#">VCVT (between floating-point and fixed-point, Advanced SIMD)</a>
0	!= 0000		0101		<a href="#">VSHL (immediate)</a>
0	!= 0000		1000	0	<a href="#">VSHRN</a>
0	!= 0000		1000	1	<a href="#">VRSHRN</a>
1	!= 0000		0100		<a href="#">VSRI</a>
1	!= 0000		0101		<a href="#">VSLI</a>
1	!= 0000		0110		<a href="#">VQSHL</a> , <a href="#">VQSHLU (immediate)</a> — <a href="#">VQSHLU</a>
1	!= 0000		1000	0	<a href="#">VQSHRN</a> , <a href="#">VQSHRUN</a> — <a href="#">VQSHRUN</a>
1	!= 0000		1000	1	<a href="#">VQRSHRN</a> , <a href="#">VQRSHRUN</a> — <a href="#">VQRSHRUN</a>

## Memory hints and barriers

These instructions are under [Unconditional instructions](#).

31	30	29	28	27	26	25	24	23	22	21	20	19	18	17	16	15	14	13	12	11	10	9	8	7	6	5	4	3	2	1	0
111101						op0						1													op1						

Decode fields		Instruction details
op0	op1	
00xx1		CONSTRAINED UNPREDICTABLE
01001		CONSTRAINED UNPREDICTABLE
01011		<a href="#">Barriers</a>
011x1		CONSTRAINED UNPREDICTABLE
0xxx0		<a href="#">Preload (immediate)</a>
1xxx0	0	<a href="#">Preload (register)</a>
1xxx1	0	CONSTRAINED UNPREDICTABLE
1xxxx	1	UNALLOCATED

The behavior of the CONSTRAINED UNPREDICTABLE encodings in this table is described in [CONSTRAINED UNPREDICTABLE behavior for A32 and T32 instruction encodings](#)

## Barriers

These instructions are under [Memory hints and barriers](#).

31	30	29	28	27	26	25	24	23	22	21	20	19	18	17	16	15	14	13	12	11	10	9	8	7	6	5	4	3	2	1	0
1	1	1	1	0	1	0	1	0	1	1	1	(1)	(1)	(1)	(1)	(1)	(1)	(1)	(1)	(0)	(0)	(0)	(0)	opcode				option			

Decode fields		Instruction Details		Feature
opcode	option			
0000		CONSTRAINED UNPREDICTABLE		-
0001		<a href="#">CLREX</a>		-
001x		CONSTRAINED UNPREDICTABLE		-
0100	!= 0x00	<a href="#">DSB</a>		-
0100	0000	<a href="#">SSBB</a>		-
0100	0100	<a href="#">PSSBB</a>		-
0101		<a href="#">DMB</a>		-
0110		<a href="#">ISB</a>		-
0111		<a href="#">SB</a>		FEAT_SB
1xxx		CONSTRAINED UNPREDICTABLE		-

The behavior of the CONSTRAINED UNPREDICTABLE encodings in this table is described in [CONSTRAINED UNPREDICTABLE behavior for A32 and T32 instruction encodings](#)

## Preload (immediate)

These instructions are under [Memory hints and barriers](#).

31	30	29	28	27	26	25	24	23	22	21	20	19	18	17	16	15	14	13	12	11	10	9	8	7	6	5	4	3	2	1	0
1	1	1	1	0	1	0	D	U	R	0	1	Rn				(1)	(1)	(1)	(1)	imm12											

Decode fields			Instruction Details	
D	R	Rn		
0	0		Reserved hint, behaves as NOP	
0	1		<a href="#">PLI (immediate, literal)</a>	
1		1111	<a href="#">PLD (literal)</a>	
1	0	!= 1111	<a href="#">PLD, PLDW (immediate)</a> — <a href="#">preload write</a>	
1	1	!= 1111	<a href="#">PLD, PLDW (immediate)</a> — <a href="#">preload read</a>	

## Preload (register)

These instructions are under [Memory hints and barriers](#).

31	30	29	28	27	26	25	24	23	22	21	20	19	18	17	16	15	14	13	12	11	10	9	8	7	6	5	4	3	2	1	0
1	1	1	1	0	1	1	D	U	o2	0	1	Rn				(1)	(1)	(1)	(1)	imm5				styp		0	Rm				

Decode fields			Instruction Details	
D	o2	imm5:styp		
0	0		Reserved hint, behaves as NOP	
0	1	!= 0000011	<a href="#">PLI (register)</a> — <a href="#">shift or rotate by value</a>	
0	1	0000011	<a href="#">PLI (register)</a> — <a href="#">rotate right with extend</a>	
1	0	!= 0000011	<a href="#">PLD, PLDW (register)</a> — <a href="#">preload write, optional shift or rotate</a>	
1	0	0000011	<a href="#">PLD, PLDW (register)</a> — <a href="#">preload write, rotate right with extend</a>	
1	1	!= 0000011	<a href="#">PLD, PLDW (register)</a> — <a href="#">preload read, optional shift or rotate</a>	
1	1	0000011	<a href="#">PLD, PLDW (register)</a> — <a href="#">preload read, rotate right with extend</a>	

## Advanced SIMD element or structure load/store

These instructions are under [Unconditional instructions](#).

31	30	29	28	27	26	25	24	23	22	21	20	19	18	17	16	15	14	13	12	11	10	9	8	7	6	5	4	3	2	1	0
11110100								op0			0									op1											

Decode fields		Instruction details
op0	op1	
0		<a href="#">Advanced SIMD load/store multiple structures</a>
1	11	<a href="#">Advanced SIMD load single structure to all lanes</a>
1	!= 11	<a href="#">Advanced SIMD load/store single structure to one lane</a>

## Advanced SIMD load/store multiple structures

These instructions are under [Advanced SIMD element or structure load/store](#).

31	30	29	28	27	26	25	24	23	22	21	20	19	18	17	16	15	14	13	12	11	10	9	8	7	6	5	4	3	2	1	0
1	1	1	1	0	1	0	0	0	D	L	0	Rn			Vd			itype			size		align	Rm							

Decode fields		Instruction Details
L	itype Rm	
0	000x != 11x1	<a href="#">VST4 (multiple 4-element structures)</a>
0	000x 1101	<a href="#">VST4 (multiple 4-element structures)</a>
0	000x 1111	<a href="#">VST4 (multiple 4-element structures)</a>
0	0010 != 11x1	<a href="#">VST1 (multiple single elements)</a>
0	0010 1101	<a href="#">VST1 (multiple single elements)</a>
0	0010 1111	<a href="#">VST1 (multiple single elements)</a>
0	0011 != 11x1	<a href="#">VST2 (multiple 2-element structures)</a>
0	0011 1101	<a href="#">VST2 (multiple 2-element structures)</a>
0	0011 1111	<a href="#">VST2 (multiple 2-element structures)</a>
0	010x != 11x1	<a href="#">VST3 (multiple 3-element structures)</a>
0	010x 1101	<a href="#">VST3 (multiple 3-element structures)</a>
0	010x 1111	<a href="#">VST3 (multiple 3-element structures)</a>
0	0110 != 11x1	<a href="#">VST1 (multiple single elements)</a>
0	0110 1101	<a href="#">VST1 (multiple single elements)</a>
0	0110 1111	<a href="#">VST1 (multiple single elements)</a>
0	0111 != 11x1	<a href="#">VST1 (multiple single elements)</a>
0	0111 1101	<a href="#">VST1 (multiple single elements)</a>
0	0111 1111	<a href="#">VST1 (multiple single elements)</a>
0	100x != 11x1	<a href="#">VST2 (multiple 2-element structures)</a>
0	100x 1101	<a href="#">VST2 (multiple 2-element structures)</a>
0	100x 1111	<a href="#">VST2 (multiple 2-element structures)</a>
0	1010 != 11x1	<a href="#">VST1 (multiple single elements)</a>
0	1010 1101	<a href="#">VST1 (multiple single elements)</a>
0	1010 1111	<a href="#">VST1 (multiple single elements)</a>
1	000x != 11x1	<a href="#">VLD4 (multiple 4-element structures)</a>
1	000x 1101	<a href="#">VLD4 (multiple 4-element structures)</a>
1	000x 1111	<a href="#">VLD4 (multiple 4-element structures)</a>
1	0010 != 11x1	<a href="#">VLD1 (multiple single elements)</a>
1	0010 1101	<a href="#">VLD1 (multiple single elements)</a>
1	0010 1111	<a href="#">VLD1 (multiple single elements)</a>
1	0011 != 11x1	<a href="#">VLD2 (multiple 2-element structures)</a>
1	0011 1101	<a href="#">VLD2 (multiple 2-element structures)</a>
1	0011 1111	<a href="#">VLD2 (multiple 2-element structures)</a>
1	010x != 11x1	<a href="#">VLD3 (multiple 3-element structures)</a>

Decode fields			Instruction Details
L	itype	Rm	
1	010x	1101	<a href="#">VLD3 (multiple 3-element structures)</a>
1	010x	1111	<a href="#">VLD3 (multiple 3-element structures)</a>
	1011		UNALLOCATED
1	0110	!= 11x1	<a href="#">VLD1 (multiple single elements)</a>
1	0110	1101	<a href="#">VLD1 (multiple single elements)</a>
1	0110	1111	<a href="#">VLD1 (multiple single elements)</a>
1	0111	!= 11x1	<a href="#">VLD1 (multiple single elements)</a>
1	0111	1101	<a href="#">VLD1 (multiple single elements)</a>
1	0111	1111	<a href="#">VLD1 (multiple single elements)</a>
	11xx		UNALLOCATED
1	100x	!= 11x1	<a href="#">VLD2 (multiple 2-element structures)</a>
1	100x	1101	<a href="#">VLD2 (multiple 2-element structures)</a>
1	100x	1111	<a href="#">VLD2 (multiple 2-element structures)</a>
1	1010	!= 11x1	<a href="#">VLD1 (multiple single elements)</a>
1	1010	1101	<a href="#">VLD1 (multiple single elements)</a>
1	1010	1111	<a href="#">VLD1 (multiple single elements)</a>

### Advanced SIMD load single structure to all lanes

These instructions are under [Advanced SIMD element or structure load/store](#).

31	30	29	28	27	26	25	24	23	22	21	20	19	18	17	16	15	14	13	12	11	10	9	8	7	6	5	4	3	2	1	0
1	1	1	1	0	1	0	0	1	D	L	0	Rn				Vd			1	1	N	size	T	a	Rm						

Decode fields				Instruction Details
L	N	a	Rm	
0				UNALLOCATED
1	00		!= 11x1	<a href="#">VLD1 (single element to all lanes)</a>
1	00		1101	<a href="#">VLD1 (single element to all lanes)</a>
1	00		1111	<a href="#">VLD1 (single element to all lanes)</a>
1	01		!= 11x1	<a href="#">VLD2 (single 2-element structure to all lanes)</a>
1	01		1101	<a href="#">VLD2 (single 2-element structure to all lanes)</a>
1	01		1111	<a href="#">VLD2 (single 2-element structure to all lanes)</a>
1	10	0	!= 11x1	<a href="#">VLD3 (single 3-element structure to all lanes)</a>
1	10	0	1101	<a href="#">VLD3 (single 3-element structure to all lanes)</a>
1	10	0	1111	<a href="#">VLD3 (single 3-element structure to all lanes)</a>
1	10	1		UNALLOCATED
1	11		!= 11x1	<a href="#">VLD4 (single 4-element structure to all lanes)</a>
1	11		1101	<a href="#">VLD4 (single 4-element structure to all lanes)</a>
1	11		1111	<a href="#">VLD4 (single 4-element structure to all lanes)</a>

### Advanced SIMD load/store single structure to one lane

These instructions are under [Advanced SIMD element or structure load/store](#).

31	30	29	28	27	26	25	24	23	22	21	20	19	18	17	16	15	14	13	12	11	10	9	8	7	6	5	4	3	2	1	0															
1				1				1				0				1				D	L	0	Rn				Vd				!= 11				N				index_align				Rm			
																												size																		

The following constraints also apply to this encoding: size != 11 && size != 11

L	Decode fields			Instruction Details
	size	N	Rm	
0	00	00	!= 11x1	<a href="#">VST1 (single element from one lane)</a>
0	00	00	1101	<a href="#">VST1 (single element from one lane)</a>
0	00	00	1111	<a href="#">VST1 (single element from one lane)</a>
0	00	01	!= 11x1	<a href="#">VST2 (single 2-element structure from one lane)</a>
0	00	01	1101	<a href="#">VST2 (single 2-element structure from one lane)</a>
0	00	01	1111	<a href="#">VST2 (single 2-element structure from one lane)</a>
0	00	10	!= 11x1	<a href="#">VST3 (single 3-element structure from one lane)</a>
0	00	10	1101	<a href="#">VST3 (single 3-element structure from one lane)</a>
0	00	10	1111	<a href="#">VST3 (single 3-element structure from one lane)</a>
0	00	11	!= 11x1	<a href="#">VST4 (single 4-element structure from one lane)</a>
0	00	11	1101	<a href="#">VST4 (single 4-element structure from one lane)</a>
0	00	11	1111	<a href="#">VST4 (single 4-element structure from one lane)</a>
0	01	00	!= 11x1	<a href="#">VST1 (single element from one lane)</a>
0	01	00	1101	<a href="#">VST1 (single element from one lane)</a>
0	01	00	1111	<a href="#">VST1 (single element from one lane)</a>
0	01	01	!= 11x1	<a href="#">VST2 (single 2-element structure from one lane)</a>
0	01	01	1101	<a href="#">VST2 (single 2-element structure from one lane)</a>
0	01	01	1111	<a href="#">VST2 (single 2-element structure from one lane)</a>
0	01	10	!= 11x1	<a href="#">VST3 (single 3-element structure from one lane)</a>
0	01	10	1101	<a href="#">VST3 (single 3-element structure from one lane)</a>
0	01	10	1111	<a href="#">VST3 (single 3-element structure from one lane)</a>
0	01	11	!= 11x1	<a href="#">VST4 (single 4-element structure from one lane)</a>
0	01	11	1101	<a href="#">VST4 (single 4-element structure from one lane)</a>
0	01	11	1111	<a href="#">VST4 (single 4-element structure from one lane)</a>
0	10	00	!= 11x1	<a href="#">VST1 (single element from one lane)</a>
0	10	00	1101	<a href="#">VST1 (single element from one lane)</a>
0	10	00	1111	<a href="#">VST1 (single element from one lane)</a>
0	10	01	!= 11x1	<a href="#">VST2 (single 2-element structure from one lane)</a>
0	10	01	1101	<a href="#">VST2 (single 2-element structure from one lane)</a>
0	10	01	1111	<a href="#">VST2 (single 2-element structure from one lane)</a>
0	10	10	!= 11x1	<a href="#">VST3 (single 3-element structure from one lane)</a>
0	10	10	1101	<a href="#">VST3 (single 3-element structure from one lane)</a>
0	10	10	1111	<a href="#">VST3 (single 3-element structure from one lane)</a>
0	10	11	!= 11x1	<a href="#">VST4 (single 4-element structure from one lane)</a>
0	10	11	1101	<a href="#">VST4 (single 4-element structure from one lane)</a>
0	10	11	1111	<a href="#">VST4 (single 4-element structure from one lane)</a>
1	00	00	!= 11x1	<a href="#">VLD1 (single element to one lane)</a>
1	00	00	1101	<a href="#">VLD1 (single element to one lane)</a>
1	00	00	1111	<a href="#">VLD1 (single element to one lane)</a>
1	00	01	!= 11x1	<a href="#">VLD2 (single 2-element structure to one lane)</a>
1	00	01	1101	<a href="#">VLD2 (single 2-element structure to one lane)</a>
1	00	01	1111	<a href="#">VLD2 (single 2-element structure to one lane)</a>
1	00	10	!= 11x1	<a href="#">VLD3 (single 3-element structure to one lane)</a>
1	00	10	1101	<a href="#">VLD3 (single 3-element structure to one lane)</a>
1	00	10	1111	<a href="#">VLD3 (single 3-element structure to one lane)</a>
1	00	11	!= 11x1	<a href="#">VLD4 (single 4-element structure to one lane)</a>
1	00	11	1101	<a href="#">VLD4 (single 4-element structure to one lane)</a>



Decode fields				Instruction Details
L	size	N	Rm	
1	00	11	1111	<a href="#">VLD4 (single 4-element structure to one lane)</a>
1	01	00	!= 11x1	<a href="#">VLD1 (single element to one lane)</a>
1	01	00	1101	<a href="#">VLD1 (single element to one lane)</a>
1	01	00	1111	<a href="#">VLD1 (single element to one lane)</a>
1	01	01	!= 11x1	<a href="#">VLD2 (single 2-element structure to one lane)</a>
1	01	01	1101	<a href="#">VLD2 (single 2-element structure to one lane)</a>
1	01	01	1111	<a href="#">VLD2 (single 2-element structure to one lane)</a>
1	01	10	!= 11x1	<a href="#">VLD3 (single 3-element structure to one lane)</a>
1	01	10	1101	<a href="#">VLD3 (single 3-element structure to one lane)</a>
1	01	10	1111	<a href="#">VLD3 (single 3-element structure to one lane)</a>
1	01	11	!= 11x1	<a href="#">VLD4 (single 4-element structure to one lane)</a>
1	01	11	1101	<a href="#">VLD4 (single 4-element structure to one lane)</a>
1	01	11	1111	<a href="#">VLD4 (single 4-element structure to one lane)</a>
1	10	00	!= 11x1	<a href="#">VLD1 (single element to one lane)</a>
1	10	00	1101	<a href="#">VLD1 (single element to one lane)</a>
1	10	00	1111	<a href="#">VLD1 (single element to one lane)</a>
1	10	01	!= 11x1	<a href="#">VLD2 (single 2-element structure to one lane)</a>
1	10	01	1101	<a href="#">VLD2 (single 2-element structure to one lane)</a>
1	10	01	1111	<a href="#">VLD2 (single 2-element structure to one lane)</a>
1	10	10	!= 11x1	<a href="#">VLD3 (single 3-element structure to one lane)</a>
1	10	10	1101	<a href="#">VLD3 (single 3-element structure to one lane)</a>
1	10	10	1111	<a href="#">VLD3 (single 3-element structure to one lane)</a>
1	10	11	!= 11x1	<a href="#">VLD4 (single 4-element structure to one lane)</a>
1	10	11	1101	<a href="#">VLD4 (single 4-element structure to one lane)</a>
1	10	11	1111	<a href="#">VLD4 (single 4-element structure to one lane)</a>

Internal version only: isa v01\_31, pseudocode v2024-03\_rel ; Build timestamp: 2024-03-25T10:05

Copyright © 2010-2024 Arm Limited or its affiliates. All rights reserved. This document is Non-Confidential.

## Top-level encodings for T32

15	14	13	12	11	10	9	8	7	6	5	4	3	2	1	0	15	14	13	12	11	10	9	8	7	6	5	4	3	2	1	0
op0					op1																										

Decode fields		Instruction details
op0	op1	
!= 111		<a href="#">16-bit</a>
111	00	<a href="#">B — T2</a>
111	!= 00	<a href="#">32-bit</a>

### 16-bit

These instructions are under the [top-level](#).

15	14	13	12	11	10	9	8	7	6	5	4	3	2	1	0
op0															

The following constraints also apply to this encoding: op0<5:3> != 111

Decode fields		Instruction details
op0		
00xxxx		<a href="#">Shift (immediate), add, subtract, move, and compare</a>
010000		<a href="#">Data-processing (two low registers)</a>
010001		<a href="#">Special data instructions and branch and exchange</a>
01001x		<a href="#">LDR (literal) — T1</a>
0101xx		<a href="#">Load/store (register offset)</a>
011xxx		<a href="#">Load/store word/byte (immediate offset)</a>
1000xx		<a href="#">Load/store halfword (immediate offset)</a>
1001xx		<a href="#">Load/store (SP-relative)</a>
1010xx		<a href="#">Add PC/SP (immediate)</a>
1011xx		<a href="#">Miscellaneous 16-bit instructions</a>
1100xx		<a href="#">Load/store multiple</a>
1101xx		<a href="#">Conditional branch, and Supervisor Call</a>

### Shift (immediate), add, subtract, move, and compare

These instructions are under [16-bit](#).

15	14	13	12	11	10	9	8	7	6	5	4	3	2	1	0
00		op0	op1	op2											

Decode fields			Instruction details
op0	op1	op2	
0	11	0	<a href="#">Add, subtract (three low registers)</a>
0	11	1	<a href="#">Add, subtract (two low registers and immediate)</a>
0	!= 11		<a href="#">MOV, MOVS (register) — T2</a>
1			<a href="#">Add, subtract, compare, move (one low register and immediate)</a>

### Add, subtract (three low registers)

These instructions are under [Shift \(immediate\), add, subtract, move, and compare](#).

15	14	13	12	11	10	9	8	7	6	5	4	3	2	1	0
0	0	0	1	1	0	S	Rm			Rn			Rd		

Decode fields	Instruction Details
S	
0	<a href="#">ADD, ADDS (register)</a>
1	<a href="#">SUB, SUBS (register)</a>

### Add, subtract (two low registers and immediate)

These instructions are under [Shift \(immediate\), add, subtract, move, and compare](#).

15	14	13	12	11	10	9	8	7	6	5	4	3	2	1	0
0	0	0	1	1	1	S	imm3			Rn			Rd		

Decode fields	Instruction Details
S	
0	<a href="#">ADD, ADDS (immediate)</a>
1	<a href="#">SUB, SUBS (immediate)</a>

### Add, subtract, compare, move (one low register and immediate)

These instructions are under [Shift \(immediate\), add, subtract, move, and compare](#).

15	14	13	12	11	10	9	8	7	6	5	4	3	2	1	0
0	0	1	op			Rd			imm8						

Decode fields	Instruction Details
op	
00	<a href="#">MOV, MOVS (immediate)</a>
01	<a href="#">CMP (immediate)</a>
10	<a href="#">ADD, ADDS (immediate)</a>
11	<a href="#">SUB, SUBS (immediate)</a>

### Data-processing (two low registers)

These instructions are under [16-bit](#).

15	14	13	12	11	10	9	8	7	6	5	4	3	2	1	0
0	1	0	0	0	0	op				Rs			Rd		

Decode fields	Instruction Details
op	
0000	<a href="#">AND, ANDS (register)</a>
0001	<a href="#">EOR, EORS (register)</a>
0010	<a href="#">MOV, MOVS (register-shifted register)</a> — <a href="#">logical shift left</a>
0011	<a href="#">MOV, MOVS (register-shifted register)</a> — <a href="#">logical shift right</a>
0100	<a href="#">MOV, MOVS (register-shifted register)</a> — <a href="#">arithmetic shift right</a>
0101	<a href="#">ADC, ADCS (register)</a>
0110	<a href="#">SBC, SBCS (register)</a>
0111	<a href="#">MOV, MOVS (register-shifted register)</a> — <a href="#">rotate right</a>
1000	<a href="#">TST (register)</a>
1001	<a href="#">RSB, RSBS (immediate)</a>
1010	<a href="#">CMP (register)</a>
1011	<a href="#">CMN (register)</a>

Decode fields	Instruction Details
<b>op</b>	
1100	<a href="#">ORR, ORRS (register)</a>
1101	<a href="#">MUL, MULS</a>
1110	<a href="#">BIC, BICS (register)</a>
1111	<a href="#">MVN, MVNS (register)</a>

## Special data instructions and branch and exchange

These instructions are under [16-bit](#).

15	14	13	12	11	10	9	8	7	6	5	4	3	2	1	0
0	1	0	0	0	1	op0									

Decode fields	Instruction details
<b>op0</b>	
11	<a href="#">Branch and exchange</a>
!= 11	<a href="#">Add, subtract, compare, move (two high registers)</a>

## Branch and exchange

These instructions are under [Special data instructions and branch and exchange](#).

15	14	13	12	11	10	9	8	7	6	5	4	3	2	1	0
0	1	0	0	0	1	1	1	L		Rm		(0)	(0)	(0)	

Decode fields	Instruction Details
<b>L</b>	
0	<a href="#">BX</a>
1	<a href="#">BLX (register)</a>

## Add, subtract, compare, move (two high registers)

These instructions are under [Special data instructions and branch and exchange](#).

15	14	13	12	11	10	9	8	7	6	5	4	3	2	1	0
0	1	0	0	0	1	!= 11	D		Rs						
op															

The following constraints also apply to this encoding: op != 11 && op != 11

Decode fields			Instruction Details
op	D:Rd	Rs	
00	!= 1101	!= 1101	<a href="#">ADD, ADDS (register)</a>
00		1101	<a href="#">ADD, ADDS (SP plus register)</a> — <a href="#">T1</a>
00	1101	!= 1101	<a href="#">ADD, ADDS (SP plus register)</a> — <a href="#">T2</a>
01			<a href="#">CMP (register)</a>
10			<a href="#">MOV, MOVS (register)</a>

## Load/store (register offset)

These instructions are under [16-bit](#).

15	14	13	12	11	10	9	8	7	6	5	4	3	2	1	0
0	1	0	1	L	B	H		Rm		Rn				Rt	

Decode fields			Instruction Details
L	B	H	
0	0	0	<a href="#">STR (register)</a>
0	0	1	<a href="#">STRH (register)</a>
0	1	0	<a href="#">STRB (register)</a>
0	1	1	<a href="#">LDRSB (register)</a>
1	0	0	<a href="#">LDR (register)</a>
1	0	1	<a href="#">LDRH (register)</a>
1	1	0	<a href="#">LDRB (register)</a>
1	1	1	<a href="#">LDRSH (register)</a>

**Load/store word/byte (immediate offset)**

These instructions are under [16-bit](#).

15	14	13	12	11	10	9	8	7	6	5	4	3	2	1	0
0	1	1	B	L	imm5					Rn		Rt			

Decode fields		Instruction Details
B	L	
0	0	<a href="#">STR (immediate)</a>
0	1	<a href="#">LDR (immediate)</a>
1	0	<a href="#">STRB (immediate)</a>
1	1	<a href="#">LDRB (immediate)</a>

**Load/store halfword (immediate offset)**

These instructions are under [16-bit](#).

15	14	13	12	11	10	9	8	7	6	5	4	3	2	1	0
1	0	0	0	L	imm5					Rn		Rt			

Decode fields	Instruction Details
L	
0	<a href="#">STRH (immediate)</a>
1	<a href="#">LDRH (immediate)</a>

**Load/store (SP-relative)**

These instructions are under [16-bit](#).

15	14	13	12	11	10	9	8	7	6	5	4	3	2	1	0
1	0	0	1	L	Rt		imm8								

Decode fields	Instruction Details
L	
0	<a href="#">STR (immediate)</a>
1	<a href="#">LDR (immediate)</a>

**Add PC/SP (immediate)**

These instructions are under [16-bit](#).

15	14	13	12	11	10	9	8	7	6	5	4	3	2	1	0
1	0	1	0	SP	Rd		imm8								

Decode fields	Instruction Details
SP	
0	<a href="#">ADR</a>
1	<a href="#">ADD, ADDS (SP plus immediate)</a>

Miscellaneous 16-bit instructions

These instructions are under [16-bit](#).

15	14	13	12	11	10	9	8	7	6	5	4	3	2	1	0
1011	op0	op1	op2	op3											

op0	op1	op2	op3	Instruction details	Feature
0000				<a href="#">Adjust SP (immediate)</a>	-
0010				<a href="#">Extend</a>	-
0110	00	0		<a href="#">SETPAN</a>	FEAT_PAN
0110	00	1		UNALLOCATED	-
0110	01			<a href="#">Change Processor State</a>	-
0110	1x			UNALLOCATED	-
0111				UNALLOCATED	-
1000				UNALLOCATED	-
1010	10			<a href="#">HLT</a>	-
1010	!= 10			<a href="#">Reverse bytes</a>	-
1110				<a href="#">BKPT</a>	-
1111			0000	<a href="#">Hints</a>	-
1111			!= 0000	<a href="#">IT</a>	-
x0x1				<a href="#">CBNZ, CBZ</a>	-
x10x				<a href="#">Push and Pop</a>	-

Adjust SP (immediate)

These instructions are under [Miscellaneous 16-bit instructions](#).

15	14	13	12	11	10	9	8	7	6	5	4	3	2	1	0
1	0	1	1	0	0	0	0	S	imm7						

Decode fields	Instruction Details
S	
0	<a href="#">ADD, ADDS (SP plus immediate)</a>
1	<a href="#">SUB, SUBS (SP minus immediate)</a>

Extend

These instructions are under [Miscellaneous 16-bit instructions](#).

15	14	13	12	11	10	9	8	7	6	5	4	3	2	1	0
1	0	1	1	0	0	1	0	U	B	Rm			Rd		

Decode fields		Instruction Details
U	B	
0	0	<a href="#">SXTB</a>
0	1	<a href="#">SXTB</a>
1	0	<a href="#">UXTB</a>

Decode fields		Instruction Details
U	B	
1	1	<a href="#">UXTB</a>

## Change Processor State

These instructions are under [Miscellaneous 16-bit instructions](#).

15	14	13	12	11	10	9	8	7	6	5	4	3	2	1	0
1	0	1	1	0	1	1	0	0	1	op	flags				

Decode fields		Instruction Details
op	flags	
0		<a href="#">SETEND</a>
1	0xxxx	<a href="#">CPS, CPSID, CPSIE</a> — <a href="#">interrupt enable</a>
1	1xxxx	<a href="#">CPS, CPSID, CPSIE</a> — <a href="#">interrupt disable</a>

## Reverse bytes

These instructions are under [Miscellaneous 16-bit instructions](#).

15	14	13	12	11	10	9	8	7	6	5	4	3	2	1	0
1	0	1	1	1	0	1	0	!= 10		Rm			Rd		
op															

The following constraints also apply to this encoding: op != 10 && op != 10

Decode fields		Instruction Details
op		
00		<a href="#">REV</a>
01		<a href="#">REV16</a>
11		<a href="#">REVSH</a>

## Hints

These instructions are under [Miscellaneous 16-bit instructions](#).

15	14	13	12	11	10	9	8	7	6	5	4	3	2	1	0
1	0	1	1	1	1	1	1	hint				0	0	0	0

Decode fields		Instruction Details
hint		
0000		<a href="#">NOP</a>
0001		<a href="#">YIELD</a>
0010		<a href="#">WFE</a>
0011		<a href="#">WFI</a>
0100		<a href="#">SEV</a>
0101		<a href="#">SEVL</a>
011x		Reserved hint, behaves as NOP
1xxx		Reserved hint, behaves as NOP

## Push and Pop

These instructions are under [Miscellaneous 16-bit instructions](#).

15	14	13	12	11	10	9	8	7	6	5	4	3	2	1	0
1	0	1	1	L	1	0	P	register_list							

Decode fields	Instruction Details
L	
0	<a href="#">PUSH</a>
1	<a href="#">POP</a>

## Load/store multiple

These instructions are under [16-bit](#).

15	14	13	12	11	10	9	8	7	6	5	4	3	2	1	0
1	1	0	0	L	Rn			register_list							

Decode fields	Instruction Details
L	
0	<a href="#">STM, STMIA, STMEA</a>
1	<a href="#">LDM, LDMIA, LDMFD</a>

## Conditional branch, and Supervisor Call

These instructions are under [16-bit](#).

15	14	13	12	11	10	9	8	7	6	5	4	3	2	1	0
1101				op0											

Decode fields	Instruction details
op0	
111x	<a href="#">Exception generation</a>
!= 111x	<a href="#">B — T1</a>

## Exception generation

These instructions are under [Conditional branch, and Supervisor Call](#).

15	14	13	12	11	10	9	8	7	6	5	4	3	2	1	0
1	1	0	1	1	1	1	S	imm8							

Decode fields	Instruction Details
S	
0	<a href="#">UDF</a>
1	<a href="#">SVC</a>

## 32-bit

These instructions are under the [top-level](#).

15	14	13	12	11	10	9	8	7	6	5	4	3	2	1	0	15	14	13	12	11	10	9	8	7	6	5	4	3	2	1	0
111			op0				op1								op3																

The following constraints also apply to this encoding: op0<3:2> != 00

Decode fields			Instruction details
op0	op1	op3	
x11x			<a href="#">System register access, Advanced SIMD, and floating-point</a>



0100	xx0xx		<a href="#">Load/store multiple</a>
0100	xx1xx		<a href="#">Load/store dual, load/store exclusive, load-acquire/store-release, and table branch</a>
0101			<a href="#">Data-processing (shifted register)</a>
10xx		1	<a href="#">Branches and miscellaneous control</a>
10x0		0	<a href="#">Data-processing (modified immediate)</a>
10x1	xxxx0	0	<a href="#">Data-processing (plain binary immediate)</a>
10x1	xxxx1	0	UNALLOCATED
1100	1xxx0		<a href="#">Advanced SIMD element or structure load/store</a>
1100	!= 1xxx0		<a href="#">Load/store single</a>
1101	0xxxx		<a href="#">Data-processing (register)</a>
1101	10xxx		<a href="#">Multiply, multiply accumulate, and absolute difference</a>
1101	11xxx		<a href="#">Long multiply and divide</a>

## System register access, Advanced SIMD, and floating-point

These instructions are under [32-bit](#).

15	14	13	12	11	10	9	8	7	6	5	4	3	2	1	0	15	14	13	12	11	10	9	8	7	6	5	4	3	2	1	0
111	op0	11	op1													op2										op3					

Decode fields				Instruction details
op0	op1	op2	op3	
	0x	0x		UNALLOCATED
	10	0x		UNALLOCATED
	11			<a href="#">Advanced SIMD data-processing</a>
0	0x	1x		<a href="#">Advanced SIMD and System register load/store and 64-bit move</a>
0	10	1x	1	<a href="#">Advanced SIMD and System register 32-bit move</a>
0	10	10	0	<a href="#">Floating-point data-processing</a>
0	10	11	0	UNALLOCATED
1	!= 11	1x		<a href="#">Additional Advanced SIMD and floating-point instructions</a>

## Advanced SIMD data-processing

These instructions are under [System register access, Advanced SIMD, and floating-point](#).

15	14	13	12	11	10	9	8	7	6	5	4	3	2	1	0	15	14	13	12	11	10	9	8	7	6	5	4	3	2	1	0
111			1111	op0																							op1				

Decode fields		Instruction details
op0	op1	
0		<a href="#">Advanced SIMD three registers of the same length</a>
1	0	<a href="#">Advanced SIMD two registers, or three registers of different lengths</a>
1	1	<a href="#">Advanced SIMD shifts and immediate generation</a>

## Advanced SIMD three registers of the same length

These instructions are under [Advanced SIMD data-processing](#).

15	14	13	12	11	10	9	8	7	6	5	4	3	2	1	0	15	14	13	12	11	10	9	8	7	6	5	4	3	2	1	0
1	1	1	U	1	1	1	1	0	D	size	Vn				Vd				opc				N	Q	M	o1	Vm				

U	Decode fields		Q	o1	Instruction Details	Feature
	size	opc				
0	0x	1100		1	<a href="#">VFMA</a>	-
0	0x	1101		0	<a href="#">VADD (floating-point)</a>	-
0	0x	1101		1	<a href="#">VMLA (floating-point)</a>	-
0	0x	1110		0	<a href="#">VCEQ (register) — T2</a>	-
0	0x	1111		0	<a href="#">VMAX (floating-point)</a>	-
0	0x	1111		1	<a href="#">VRECPS</a>	-
		0000		0	<a href="#">VHADD</a>	-
0	00	0001		1	<a href="#">VAND (register)</a>	-
		0000		1	<a href="#">VQADD</a>	-
		0001		0	<a href="#">VRHADD</a>	-
0	00	1100		0	<a href="#">SHA1C</a>	FEAT_SHA1
		0010		0	<a href="#">VHSUB</a>	-
0	01	0001		1	<a href="#">VBIC (register)</a>	-
		0010		1	<a href="#">VQSUB</a>	-
		0011		0	<a href="#">VCGT (register) — T1</a>	-
		0011		1	<a href="#">VCGE (register) — T1</a>	-
0	01	1100		0	<a href="#">SHA1P</a>	FEAT_SHA1
0	1x	1100		1	<a href="#">VFMS</a>	-
0	1x	1101		0	<a href="#">VSUB (floating-point)</a>	-
0	1x	1101		1	<a href="#">VMLS (floating-point)</a>	-
0	1x	1110		0	UNALLOCATED	-
0	1x	1111		0	<a href="#">VMIN (floating-point)</a>	-
0	1x	1111		1	<a href="#">VRSQRTS</a>	-
		0100		0	<a href="#">VSHL (register)</a>	-
0		1000		0	<a href="#">VADD (integer)</a>	-
0	10	0001		1	<a href="#">VORR (register)</a>	-
0		1000		1	<a href="#">VTST</a>	-
		0100		1	<a href="#">VQSHL (register)</a>	-
0		1001		0	<a href="#">VMLA (integer)</a>	-
		0101		0	<a href="#">VRSHL</a>	-
		0101		1	<a href="#">VQRSHL</a>	-
0		1011		0	<a href="#">VQDMULH</a>	-
0	10	1100		0	<a href="#">SHA1M</a>	FEAT_SHA1
0		1011		1	<a href="#">VPADD (integer)</a>	-
		0110		0	<a href="#">VMAX (integer)</a>	-
0	11	0001		1	<a href="#">VORN (register)</a>	-
		0110		1	<a href="#">VMIN (integer)</a>	-
		0111		0	<a href="#">VABD (integer)</a>	-
		0111		1	<a href="#">VABA</a>	-
0	11	1100		0	<a href="#">SHA1SU0</a>	FEAT_SHA1
1	0x	1101		0	<a href="#">VPADD (floating-point)</a>	-
1	0x	1101		1	<a href="#">VMUL (floating-point)</a>	-
1	0x	1110		0	<a href="#">VCGE (register) — T2</a>	-
1	0x	1110		1	<a href="#">VACGE</a>	-
1	0x	1111	0	0	<a href="#">VPMAX (floating-point)</a>	-
1	0x	1111		1	<a href="#">VMAXNM</a>	-
1	00	0001		1	<a href="#">VEOR</a>	-

U	Decode fields		Q	o1	Instruction Details	Feature
	size	opc				
		1001		1	<a href="#">VMUL (integer and polynomial)</a>	-
1	00	1100		0	<a href="#">SHA256H</a>	FEAT_SHA256
		1010	0	0	<a href="#">VPMAX (integer)</a>	-
1	01	0001		1	<a href="#">VBSL</a>	-
		1010	0	1	<a href="#">VPMIN (integer)</a>	-
		1010	1		UNALLOCATED	-
1	01	1100		0	<a href="#">SHA256H2</a>	FEAT_SHA256
1	1x	1101		0	<a href="#">VABD (floating-point)</a>	-
1	1x	1110		0	<a href="#">VCGT (register) — T2</a>	-
1	1x	1110		1	<a href="#">VACGT</a>	-
1	1x	1111	0	0	<a href="#">VPMIN (floating-point)</a>	-
1	1x	1111		1	<a href="#">VMINNM</a>	-
1		1000		0	<a href="#">VSUB (integer)</a>	-
1	10	0001		1	<a href="#">VBIT</a>	-
1		1000		1	<a href="#">VCEQ (register) — T1</a>	-
1		1001		0	<a href="#">VMLS (integer)</a>	-
1		1011		0	<a href="#">VQRDMULH</a>	-
1	10	1100		0	<a href="#">SHA256SU1</a>	FEAT_SHA256
1		1011		1	<a href="#">VQRDMLAH</a>	FEAT_RDM
1	11	0001		1	<a href="#">VBIF</a>	-
1		1100		1	<a href="#">VQRDMLSH</a>	FEAT_RDM
1		1111	1	0	UNALLOCATED	-

## Advanced SIMD two registers, or three registers of different lengths

These instructions are under [Advanced SIMD data-processing](#).

15	14	13	12	11	10	9	8	7	6	5	4	3	2	1	0	15	14	13	12	11	10	9	8	7	6	5	4	3	2	1	0					
111			op0		11111						op1								op2								op3				0					

Decode fields				Instruction details
op0	op1	op2	op3	
0	11			<a href="#">VEXT (byte elements)</a>
1	11	0x		<a href="#">Advanced SIMD two registers misc</a>
1	11	10		<a href="#">VTBL, VTBX</a>
1	11	11		<a href="#">Advanced SIMD duplicate (scalar)</a>
	!= 11		0	<a href="#">Advanced SIMD three registers of different lengths</a>
	!= 11		1	<a href="#">Advanced SIMD two registers and a scalar</a>

## Advanced SIMD two registers misc

These instructions are under [Advanced SIMD two registers, or three registers of different lengths](#).

15	14	13	12	11	10	9	8	7	6	5	4	3	2	1	0	15	14	13	12	11	10	9	8	7	6	5	4	3	2	1	0
1	1	1	1	1	1	1	1	1	D	1	1	size	opc1	Vd			0	opc2			Q	M	0	Vm							

size	Decode fields		Q	Instruction Details	Feature
	opc1	opc2			
	00	0000		<a href="#">VREV64</a>	-
	00	0001		<a href="#">VREV32</a>	-

size	Decode fields		Q	Instruction Details	Feature
	opc1	opc2			
	00	0010		<a href="#">VREV16</a>	-
	00	0011		UNALLOCATED	-
	00	010x		<a href="#">VPADDL</a>	-
	00	0110	0	<a href="#">AESE</a>	FEAT_AES
	00	0110	1	<a href="#">AESD</a>	FEAT_AES
	00	0111	0	<a href="#">AESMC</a>	FEAT_AES
	00	0111	1	<a href="#">AESIMC</a>	FEAT_AES
	00	1000		<a href="#">VCLS</a>	-
00	10	0000		<a href="#">VSWP</a>	-
	00	1001		<a href="#">VCLZ</a>	-
	00	1010		<a href="#">VCNT</a>	-
	00	1011		<a href="#">VMVN (register)</a>	-
00	10	1100	1	UNALLOCATED	-
	00	110x		<a href="#">VPADAL</a>	-
	00	1110		<a href="#">VQABS</a>	-
	00	1111		<a href="#">VQNEG</a>	-
	01	x000		<a href="#">VCGT (immediate #0)</a>	-
	01	x001		<a href="#">VCGE (immediate #0)</a>	-
	01	x010		<a href="#">VCEQ (immediate #0)</a>	-
	01	x011		<a href="#">VCLE (immediate #0)</a>	-
	01	x100		<a href="#">VCLT (immediate #0)</a>	-
	01	x110		<a href="#">VABS</a>	-
	01	x111		<a href="#">VNEG</a>	-
	01	0101	1	<a href="#">SHA1H</a>	FEAT_SHA1
01	10	1100	1	<a href="#">VCVT (from single-precision to BFloat16, Advanced SIMD)</a>	FEAT_AA32BF16
	10	0001		<a href="#">VTRN</a>	-
	10	0010		<a href="#">VUZP</a>	-
	10	0011		<a href="#">VZIP</a>	-
	10	0100	0	<a href="#">VMOVN</a>	-
	10	0100	1	<a href="#">VQMOVN, VQMOVUN</a> — <a href="#">VQMOVUN</a>	-
	10	0101		<a href="#">VQMOVN, VQMOVUN</a> — <a href="#">VQMOVN</a>	-
	10	0110	0	<a href="#">VSHLL</a>	-
	10	0111	0	<a href="#">SHA1SU1</a>	FEAT_SHA1
	10	0111	1	<a href="#">SHA256SU0</a>	FEAT_SHA256
	10	1000		<a href="#">VRINTN (Advanced SIMD)</a>	-
	10	1001		<a href="#">VRINTX (Advanced SIMD)</a>	-
	10	1010		<a href="#">VRINTA (Advanced SIMD)</a>	-
	10	1011		<a href="#">VRINTZ (Advanced SIMD)</a>	-
10	10	1100	1	UNALLOCATED	-
	10	1100	0	<a href="#">VCVT (between half-precision and single-precision, Advanced SIMD)</a> — <a href="#">single-precision to half-precision</a>	-
	10	1101		<a href="#">VRINTM (Advanced SIMD)</a>	-
	10	1110	0	<a href="#">VCVT (between half-precision and single-precision, Advanced SIMD)</a> — <a href="#">half-precision to single-precision</a>	-
	10	1110	1	UNALLOCATED	-
	10	1111		<a href="#">VRINTP (Advanced SIMD)</a>	-
	11	000x		<a href="#">VCVTA (Advanced SIMD)</a>	-
	11	001x		<a href="#">VCVTN (Advanced SIMD)</a>	-

size	Decode fields		Q	Instruction Details	Feature
	opc1	opc2			
	11	010x		<a href="#">VCVTP (Advanced SIMD)</a>	-
	11	011x		<a href="#">VCVTM (Advanced SIMD)</a>	-
	11	10x0		<a href="#">VRECPE</a>	-
	11	10x1		<a href="#">VRSQRTE</a>	-
11	10	1100	1	UNALLOCATED	-
	11	11xx		<a href="#">VCVT (between floating-point and integer, Advanced SIMD)</a>	-

### Advanced SIMD duplicate (scalar)

These instructions are under [Advanced SIMD two registers, or three registers of different lengths](#).

15	14	13	12	11	10	9	8	7	6	5	4	3	2	1	0	15	14	13	12	11	10	9	8	7	6	5	4	3	2	1	0	
1	1	1	1	1	1	1	1	1	D	1	1	imm4				Vd				1	1	opc				Q	M	0	Vm			

Decode fields opc	Instruction Details
000	<a href="#">VDUP (scalar)</a>
001	UNALLOCATED
01x	UNALLOCATED
1xx	UNALLOCATED

### Advanced SIMD three registers of different lengths

These instructions are under [Advanced SIMD two registers, or three registers of different lengths](#).

15	14	13	12	11	10	9	8	7	6	5	4	3	2	1	0	15	14	13	12	11	10	9	8	7	6	5	4	3	2	1	0
1	1	1	U	1	1	1	1	1	D	!= 11			Vn			Vd			opc			N	0	M	0	Vm					
size																															

The following constraints also apply to this encoding: size != 11 && size != 11

Decode fields U	opc	Instruction Details
	0000	<a href="#">VADDL</a>
	0001	<a href="#">VADDW</a>
	0010	<a href="#">VSUBL</a>
0	0100	<a href="#">VADDHN</a>
	0011	<a href="#">VSUBW</a>
0	0110	<a href="#">VSUBHN</a>
0	1001	<a href="#">VQDMLAL</a>
	0101	<a href="#">VABAL</a>
0	1011	<a href="#">VQDMLSL</a>
0	1101	<a href="#">VQDMULL</a>
	0111	<a href="#">VABDL (integer)</a>
	1000	<a href="#">VMLAL (integer)</a>
	1010	<a href="#">VMLSL (integer)</a>
1	0100	<a href="#">VRADDHN</a>
1	0110	<a href="#">VRSUBHN</a>
	11x0	<a href="#">VMULL (integer and polynomial)</a>
1	1001	UNALLOCATED
1	1011	UNALLOCATED

Decode fields	Instruction Details
U opc	
1	1101 UNALLOCATED
	1111 UNALLOCATED

### Advanced SIMD two registers and a scalar

These instructions are under [Advanced SIMD two registers, or three registers of different lengths](#).

15	14	13	12	11	10	9	8	7	6	5	4	3	2	1	0	15	14	13	12	11	10	9	8	7	6	5	4	3	2	1	0
1	1	1	Q	1	1	1	1	1	D	!= 11	Vn				Vd				opc				N	1	M	0	Vm				
size																															

The following constraints also apply to this encoding: size != 11 && size != 11

Decode fields	Instruction Details	Feature
Q opc		
	000x	<a href="#">VMLA (by scalar)</a> -
0	0011	<a href="#">VQDMLAL</a> -
	0010	<a href="#">VMLAL (by scalar)</a> -
0	0111	<a href="#">VQDMLSL</a> -
	010x	<a href="#">VMLS (by scalar)</a> -
0	1011	<a href="#">VQDMULL</a> -
	0110	<a href="#">VMLSL (by scalar)</a> -
	100x	<a href="#">VMUL (by scalar)</a> -
1	0011	UNALLOCATED -
	1010	<a href="#">VMULL (by scalar)</a> -
1	0111	UNALLOCATED -
	1100	<a href="#">VQDMULH</a> -
	1101	<a href="#">VQDMLAH</a> -
1	1011	UNALLOCATED -
	1110	<a href="#">VQDMLAH</a> FEAT_RDM
	1111	<a href="#">VQDMLSH</a> FEAT_RDM

### Advanced SIMD shifts and immediate generation

These instructions are under [Advanced SIMD data-processing](#).

15	14	13	12	11	10	9	8	7	6	5	4	3	2	1	0	15	14	13	12	11	10	9	8	7	6	5	4	3	2	1	0
111					11111						op0														1						

Decode fields	Instruction details
op0	
000xxxxxxxxxxx0	<a href="#">Advanced SIMD one register and modified immediate</a>
!= 000xxxxxxxxxxx0	<a href="#">Advanced SIMD two registers and shift amount</a>

### Advanced SIMD one register and modified immediate

These instructions are under [Advanced SIMD shifts and immediate generation](#).

15	14	13	12	11	10	9	8	7	6	5	4	3	2	1	0	15	14	13	12	11	10	9	8	7	6	5	4	3	2	1	0				
1	1	1	i	1	1	1	1	1	D	0	0	0	imm3			Vd			cmode			0	Q	op	1	imm4									
																cmode												0	Q	op	1				
																												imm4							

Decode fields cmode	op	Instruction Details
0xx0	0	<a href="#">VMOV (immediate) — T1</a>
0xx0	1	<a href="#">VMVN (immediate) — T1</a>
0xx1	0	<a href="#">VORR (immediate) — T1</a>
0xx1	1	<a href="#">VBIC (immediate) — T1</a>
10x0	0	<a href="#">VMOV (immediate) — T3</a>
10x0	1	<a href="#">VMVN (immediate) — T2</a>
10x1	0	<a href="#">VORR (immediate) — T2</a>
10x1	1	<a href="#">VBIC (immediate) — T2</a>
11xx	0	<a href="#">VMOV (immediate) — T4</a>
110x	1	<a href="#">VMVN (immediate) — T3</a>
1110	1	<a href="#">VMOV (immediate) — T5</a>
1111	1	UNALLOCATED

### Advanced SIMD two registers and shift amount

These instructions are under [Advanced SIMD shifts and immediate generation](#).

15	14	13	12	11	10	9	8	7	6	5	4	3	2	1	0	15	14	13	12	11	10	9	8	7	6	5	4	3	2	1	0
1	1	1	U	1	1	1	1	1	D	imm3H			imm3L			Vd			opc			L	Q	M	1	Vm					

The following constraints also apply to this encoding: imm3H:imm3L:Vd:opc:L != 000xxxxxxxxxx0

U	Decode fields imm3H:L	imm3L	opc	Q	Instruction Details
	!= 0000		0000		<a href="#">VSHR</a>
	!= 0000		0001		<a href="#">VSRA</a>
	!= 0000	000	1010	0	<a href="#">VMOVL</a>
	!= 0000		0010		<a href="#">VRSR</a>
	!= 0000		0011		<a href="#">VRSRA</a>
	!= 0000		0111		<a href="#">VQSHL, VQSHLU (immediate) — VQSHL</a>
	!= 0000		1001	0	<a href="#">VQSHRN, VQSHRUN — VQSHRN</a>
	!= 0000		1001	1	<a href="#">VQRSHRN, VQRSHRUN — VQRSHRN</a>
	!= 0000		1010	0	<a href="#">VSHLL</a>
	!= 0000		11xx		<a href="#">VCVT (between floating-point and fixed-point, Advanced SIMD)</a>
0	!= 0000		0101		<a href="#">VSHL (immediate)</a>
0	!= 0000		1000	0	<a href="#">VSHRN</a>
0	!= 0000		1000	1	<a href="#">VRSR</a>
1	!= 0000		0100		<a href="#">VSRI</a>
1	!= 0000		0101		<a href="#">VSLI</a>
1	!= 0000		0110		<a href="#">VQSHL, VQSHLU (immediate) — VQSHLU</a>
1	!= 0000		1000	0	<a href="#">VQSHRN, VQSHRUN — VQSHRN</a>
1	!= 0000		1000	1	<a href="#">VQRSHRN, VQRSHRUN — VQRSHRN</a>

### Advanced SIMD and System register load/store and 64-bit move

These instructions are under [System register access, Advanced SIMD, and floating-point](#).

15	14	13	12	11	10	9	8	7	6	5	4	3	2	1	0	15	14	13	12	11	10	9	8	7	6	5	4	3	2	1	0									
1110110								op0																1	op1															

Decode fields		Instruction details
op0	op1	
00x0	0x	<a href="#">Advanced SIMD and floating-point 64-bit move</a>
00x0	11	<a href="#">System register 64-bit move</a>
!= 00x0	0x	<a href="#">Advanced SIMD and floating-point load/store</a>
!= 00x0	11	<a href="#">System register Load/Store</a>
	10	UNALLOCATED

### Advanced SIMD and floating-point 64-bit move

These instructions are under [Advanced SIMD and System register load/store and 64-bit move](#).

15	14	13	12	11	10	9	8	7	6	5	4	3	2	1	0	15	14	13	12	11	10	9	8	7	6	5	4	3	2	1	0
1	1	1	0	1	1	0	0	0	D	0	op	Rt2				Rt			1	0	size	opc2	M	o3	Vm						

Decode fields					Instruction Details
D	op	size	opc2	o3	
0					UNALLOCATED
1				0	UNALLOCATED
1		0x	00	1	UNALLOCATED
1			01		UNALLOCATED
1	0	10	00	1	<a href="#">VMOV (between two general-purpose registers and two single-precision registers) — from general-purpose registers</a>
1	0	11	00	1	<a href="#">VMOV (between two general-purpose registers and a doubleword floating-point register) — from general-purpose registers</a>
1			1x		UNALLOCATED
1	1	10	00	1	<a href="#">VMOV (between two general-purpose registers and two single-precision registers) — to general-purpose registers</a>
1	1	11	00	1	<a href="#">VMOV (between two general-purpose registers and a doubleword floating-point register) — to general-purpose registers</a>

### System register 64-bit move

These instructions are under [Advanced SIMD and System register load/store and 64-bit move](#).

15	14	13	12	11	10	9	8	7	6	5	4	3	2	1	0	15	14	13	12	11	10	9	8	7	6	5	4	3	2	1	0
1	1	1	0	1	1	0	0	0	D	0	L	Rt2				Rt			1	1	1	cp15	opc1			CRm					

Decode fields		Instruction Details
D	L	
0		UNALLOCATED
1	0	<a href="#">MCRR</a>
1	1	<a href="#">MRRC</a>

### Advanced SIMD and floating-point load/store

These instructions are under [Advanced SIMD and System register load/store and 64-bit move](#).

15	14	13	12	11	10	9	8	7	6	5	4	3	2	1	0	15	14	13	12	11	10	9	8	7	6	5	4	3	2	1	0
1	1	1	0	1	1	0	P	U	D	W	L	Rn				Vd				1	0	size	imm8								

The following constraints also apply to this encoding: P:U:D:W != 00x0

Decode fields					Instruction Details			Feature
P	U	W	L	Rn	size	imm8		
0	0	1					UNALLOCATED	-



P	U	W	L	Decode fields Rn	size	imm8	Instruction Details	Feature
0	1				0x		UNALLOCATED	-
0	1		0		10		<a href="#">VSTM, VSTMDB, VSTMIA</a> — <a href="#">single-precision scalar</a>	-
0	1		0		11	xxxxxxxx0	<a href="#">VSTM, VSTMDB, VSTMIA</a> — <a href="#">double-precision scalar</a>	-
0	1		0		11	xxxxxxxx1	<a href="#">FSTMDBX, FSTMIAX</a> — <a href="#">Increment After</a>	-
0	1		1		10		<a href="#">VLDM, VLDMDB, VLDMIA</a> — <a href="#">single-precision scalar</a>	-
0	1		1		11	xxxxxxxx0	<a href="#">VLDM, VLDMDB, VLDMIA</a> — <a href="#">double-precision scalar</a>	-
0	1		1		11	xxxxxxxx1	<a href="#">FLDM*X (FLDMDBX, FLDMIAX)</a> — <a href="#">Increment After</a>	-
1		0	0		01		<a href="#">VSTR</a> — <a href="#">half-precision scalar</a>	FEAT_FP16
1		0	0		10		<a href="#">VSTR</a> — <a href="#">single-precision scalar</a>	-
1		0	0		11		<a href="#">VSTR</a> — <a href="#">double-precision scalar</a>	-
1		0	1	!= 1111	01		<a href="#">VLDR (immediate)</a> — <a href="#">half-precision scalar</a>	FEAT_FP16
1		0	1	!= 1111	10		<a href="#">VLDR (immediate)</a> — <a href="#">single-precision scalar</a>	-
1		0	1	!= 1111	11		<a href="#">VLDR (immediate)</a> — <a href="#">double-precision scalar</a>	-
1	0	1			0x		UNALLOCATED	-
1	0	1	0		10		<a href="#">VSTM, VSTMDB, VSTMIA</a> — <a href="#">single-precision scalar</a>	-
1	0	1	0		11	xxxxxxxx0	<a href="#">VSTM, VSTMDB, VSTMIA</a> — <a href="#">double-precision scalar</a>	-
1	0	1	0		11	xxxxxxxx1	<a href="#">FSTMDBX, FSTMIAX</a> — <a href="#">Decrement Before</a>	-
1	0	1	1		10		<a href="#">VLDM, VLDMDB, VLDMIA</a> — <a href="#">single-precision scalar</a>	-
1	0	1	1		11	xxxxxxxx0	<a href="#">VLDM, VLDMDB, VLDMIA</a> — <a href="#">double-precision scalar</a>	-
1	0	1	1		11	xxxxxxxx1	<a href="#">FLDM*X (FLDMDBX, FLDMIAX)</a> — <a href="#">Decrement Before</a>	-
1		0	1	1111	01		<a href="#">VLDR (literal)</a> — <a href="#">half-precision scalar</a>	FEAT_FP16
1		0	1	1111	10		<a href="#">VLDR (literal)</a> — <a href="#">single-precision scalar</a>	-
1		0	1	1111	11		<a href="#">VLDR (literal)</a> — <a href="#">double-precision scalar</a>	-
1	1	1					UNALLOCATED	-

## System register Load/Store

These instructions are under [Advanced SIMD and System register load/store and 64-bit move](#).

15	14	13	12	11	10	9	8	7	6	5	4	3	2	1	0	15	14	13	12	11	10	9	8	7	6	5	4	3	2	1	0
1	1	1	0	1	1	0	P	U	D	W	L	Rn				CRd				1	1	1	cp15	imm8							

The following constraints also apply to this encoding: P:U:D:W != 00x0

P:U:W	D	L	Decode fields Rn	CRd	cp15	Instruction Details
!= 000				!= 0101	0	UNALLOCATED
!= 000	0	1	1111	0101	0	<a href="#">LDC (literal)</a>
!= 000					1	UNALLOCATED
!= 000	1			0101	0	UNALLOCATED
0x1	0	0		0101	0	<a href="#">STC</a> — <a href="#">post-indexed</a>
0x1	0	1	!= 1111	0101	0	<a href="#">LDC (immediate)</a> — <a href="#">post-indexed</a>
010	0	0		0101	0	<a href="#">STC</a> — <a href="#">unindexed</a>
010	0	1	!= 1111	0101	0	<a href="#">LDC (immediate)</a> — <a href="#">unindexed</a>
1x0	0	0		0101	0	<a href="#">STC</a> — <a href="#">offset</a>

P:U:W	D	L	Decode fields			Instruction Details	
			Rn	CRd	cp15		
1×0	0	1	!= 1111	0101	0	<a href="#">LDC (immediate) — offset</a>	
1×1	0	0		0101	0	<a href="#">STC — pre-indexed</a>	
1×1	0	1	!= 1111	0101	0	<a href="#">LDC (immediate) — pre-indexed</a>	

## Advanced SIMD and System register 32-bit move

These instructions are under [System register access](#), [Advanced SIMD](#), and [floating-point](#).

15	14	13	12	11	10	9	8	7	6	5	4	3	2	1	0	15	14	13	12	11	10	9	8	7	6	5	4	3	2	1	0		
11101110								op0												1	op1								1				

Decode fields		Instruction details	Feature
op0	op1		
000	000	UNALLOCATED	-
000	001	<a href="#">VMOV (between general-purpose register and half-precision)</a>	FEAT_FP16
000	010	<a href="#">VMOV (between general-purpose register and single-precision)</a>	-
001	010	UNALLOCATED	-
01×	010	UNALLOCATED	-
10×	010	UNALLOCATED	-
110	010	UNALLOCATED	-
111	010	<a href="#">Floating-point move special register</a>	-
	011	<a href="#">Advanced SIMD 8/16/32-bit element move/duplicate</a>	-
	10×	UNALLOCATED	-
	11×	<a href="#">System register 32-bit move</a>	-

## Floating-point move special register

These instructions are under [Advanced SIMD and System register 32-bit move](#).

15	14	13	12	11	10	9	8	7	6	5	4	3	2	1	0	15	14	13	12	11	10	9	8	7	6	5	4	3	2	1	0
1	1	1	0	1	1	1	0	1	1	1	L	reg				Rt				1	0	1	0	(0)	(0)	(0)	1	(0)	(0)	(0)	(0)

Decode fields		Instruction Details
L		
0		<a href="#">VMSR</a>
1		<a href="#">VMRS</a>

## Advanced SIMD 8/16/32-bit element move/duplicate

These instructions are under [Advanced SIMD and System register 32-bit move](#).

15	14	13	12	11	10	9	8	7	6	5	4	3	2	1	0	15	14	13	12	11	10	9	8	7	6	5	4	3	2	1	0			
1	1	1	0	1	1	1	0	opc1				L	Vn				Rt				1	0	1	1	N	opc2				1	(0)	(0)	(0)	(0)

Decode fields			Instruction Details
opc1	L	opc2	
0×	0		<a href="#">VMOV (general-purpose register to scalar)</a>
	1		<a href="#">VMOV (scalar to general-purpose register)</a>
1×	0	0×	<a href="#">VDUP (general-purpose register)</a>
1×	0	1×	UNALLOCATED

## System register 32-bit move

These instructions are under [Advanced SIMD and System register 32-bit move](#).

15	14	13	12	11	10	9	8	7	6	5	4	3	2	1	0	15	14	13	12	11	10	9	8	7	6	5	4	3	2	1	0
1	1	1	0	1	1	1	0	opc1			L	CRn			Rt			1	1	1	cp15	opc2			1	CRm					

Decode fields		Instruction Details	
L			
0		<a href="#">MCR</a>	
1		<a href="#">MRC</a>	

## Floating-point data-processing

These instructions are under [System register access](#), [Advanced SIMD](#), and [floating-point](#).

15	14	13	12	11	10	9	8	7	6	5	4	3	2	1	0	15	14	13	12	11	10	9	8	7	6	5	4	3	2	1	0		
11101110								op0																10		op1			0				

Decode fields		Instruction details	
op0	op1		
1×11	1	<a href="#">Floating-point data-processing (two registers)</a>	
1×11	0	<a href="#">Floating-point move immediate</a>	
!= 1×11		<a href="#">Floating-point data-processing (three registers)</a>	

## Floating-point data-processing (two registers)

These instructions are under [Floating-point data-processing](#).

15	14	13	12	11	10	9	8	7	6	5	4	3	2	1	0	15	14	13	12	11	10	9	8	7	6	5	4	3	2	1	0
1	1	1	0	1	1	1	0	1	D	1	1	o1	opc2			Vd			1	0	size		o3	1	M	0	Vm				

Decode fields				Instruction Details	Feature
o1	opc2	size	o3		
		00		UNALLOCATED	-
0	000	01	0	UNALLOCATED	-
0	000	01	1	<a href="#">VABS</a> — <a href="#">half-precision scalar</a>	FEAT_FP16
0	000	10	0	<a href="#">VMOV (register)</a> — <a href="#">single-precision scalar</a>	-
0	000	10	1	<a href="#">VABS</a> — <a href="#">single-precision scalar</a>	-
0	000	11	0	<a href="#">VMOV (register)</a> — <a href="#">double-precision scalar</a>	-
0	000	11	1	<a href="#">VABS</a> — <a href="#">double-precision scalar</a>	-
0	001	01	0	<a href="#">VNEG</a> — <a href="#">half-precision scalar</a>	FEAT_FP16
0	001	01	1	<a href="#">VSQRT</a> — <a href="#">half-precision scalar</a>	FEAT_FP16
0	001	10	0	<a href="#">VNEG</a> — <a href="#">single-precision scalar</a>	-
0	001	10	1	<a href="#">VSQRT</a> — <a href="#">single-precision scalar</a>	-
0	001	11	0	<a href="#">VNEG</a> — <a href="#">double-precision scalar</a>	-
0	001	11	1	<a href="#">VSQRT</a> — <a href="#">double-precision scalar</a>	-
0	010	01		UNALLOCATED	-
0	010	10	0	<a href="#">VCVTB</a> — <a href="#">half-precision to single-precision</a>	-
0	010	10	1	<a href="#">VCVTT</a> — <a href="#">half-precision to single-precision</a>	-
0	010	11	0	<a href="#">VCVTB</a> — <a href="#">half-precision to double-precision</a>	-
0	010	11	1	<a href="#">VCVTT</a> — <a href="#">half-precision to double-precision</a>	-
0	011	01	0	<a href="#">VCVTB (BFloat16)</a>	FEAT_AA32BF16
0	011	01	1	<a href="#">VCVTT (BFloat16)</a>	FEAT_AA32BF16

Decode fields				Instruction Details	Feature
o1	opc2	size	o3		
0	011	10	0	<a href="#">VCVTB</a> — <a href="#">single-precision to half-precision</a>	-
0	011	10	1	<a href="#">VCVTT</a> — <a href="#">single-precision to half-precision</a>	-
0	011	11	0	<a href="#">VCVTB</a> — <a href="#">double-precision to half-precision</a>	-
0	011	11	1	<a href="#">VCVTT</a> — <a href="#">double-precision to half-precision</a>	-
0	100	01	0	<a href="#">VCMP</a>	FEAT_FP16
0	100	01	1	<a href="#">VCMPE</a>	FEAT_FP16
0	100	10	0	<a href="#">VCMP</a>	-
0	100	10	1	<a href="#">VCMPE</a>	-
0	100	11	0	<a href="#">VCMP</a>	-
0	100	11	1	<a href="#">VCMPE</a>	-
0	101	01	0	<a href="#">VCMP</a>	FEAT_FP16
0	101	01	1	<a href="#">VCMPE</a>	FEAT_FP16
0	101	10	0	<a href="#">VCMP</a>	-
0	101	10	1	<a href="#">VCMPE</a>	-
0	101	11	0	<a href="#">VCMP</a>	-
0	101	11	1	<a href="#">VCMPE</a>	-
0	110	01	0	<a href="#">VRINTR</a> — <a href="#">half-precision scalar</a>	FEAT_FP16
0	110	01	1	<a href="#">VRINTZ</a> (floating-point) — <a href="#">half-precision scalar</a>	FEAT_FP16
0	110	10	0	<a href="#">VRINTR</a> — <a href="#">single-precision scalar</a>	-
0	110	10	1	<a href="#">VRINTZ</a> (floating-point) — <a href="#">single-precision scalar</a>	-
0	110	11	0	<a href="#">VRINTR</a> — <a href="#">double-precision scalar</a>	-
0	110	11	1	<a href="#">VRINTZ</a> (floating-point) — <a href="#">double-precision scalar</a>	-
0	111	01	0	<a href="#">VRINTX</a> (floating-point) — <a href="#">half-precision scalar</a>	FEAT_FP16
0	111	01	1	UNALLOCATED	-
0	111	10	0	<a href="#">VRINTX</a> (floating-point) — <a href="#">single-precision scalar</a>	-
0	111	10	1	<a href="#">VCVT</a> (between double-precision and single-precision) — <a href="#">single-precision to double-precision</a>	-
0	111	11	0	<a href="#">VRINTX</a> (floating-point) — <a href="#">double-precision scalar</a>	-
0	111	11	1	<a href="#">VCVT</a> (between double-precision and single-precision) — <a href="#">double-precision to single-precision</a>	-
1	000	01		<a href="#">VCVT</a> (integer to floating-point, floating-point) — <a href="#">half-precision scalar</a>	FEAT_FP16
1	000	10		<a href="#">VCVT</a> (integer to floating-point, floating-point) — <a href="#">single-precision scalar</a>	-
1	000	11		<a href="#">VCVT</a> (integer to floating-point, floating-point) — <a href="#">double-precision scalar</a>	-
1	001	01		UNALLOCATED	-
1	001	10		UNALLOCATED	-
1	001	11	0	UNALLOCATED	-
1	001	11	1	<a href="#">VJCVT</a>	FEAT_JSCVT
1	01x	01		<a href="#">VCVT</a> (between floating-point and fixed-point, floating-point)	FEAT_FP16
1	01x	10		<a href="#">VCVT</a> (between floating-point and fixed-point, floating-point)	-
1	01x	11		<a href="#">VCVT</a> (between floating-point and fixed-point, floating-point)	-
1	100	01	0	<a href="#">VCVTR</a>	FEAT_FP16
1	100	01	1	<a href="#">VCVT</a> (floating-point to integer, floating-point)	FEAT_FP16
1	100	10	0	<a href="#">VCVTR</a>	-
1	100	10	1	<a href="#">VCVT</a> (floating-point to integer, floating-point)	-
1	100	11	0	<a href="#">VCVTR</a>	-
1	100	11	1	<a href="#">VCVT</a> (floating-point to integer, floating-point)	-
1	101	01	0	<a href="#">VCVTR</a>	FEAT_FP16
1	101	01	1	<a href="#">VCVT</a> (floating-point to integer, floating-point)	FEAT_FP16

Decode fields				Instruction Details	Feature
o1	opc2	size	o3		
1	101	10	0	<a href="#">VCVTR</a>	-
1	101	10	1	<a href="#">VCVT (floating-point to integer, floating-point)</a>	-
1	101	11	0	<a href="#">VCVTR</a>	-
1	101	11	1	<a href="#">VCVT (floating-point to integer, floating-point)</a>	-
1	11x	01		<a href="#">VCVT (between floating-point and fixed-point, floating-point)</a>	FEAT_FP16
1	11x	10		<a href="#">VCVT (between floating-point and fixed-point, floating-point)</a>	-
1	11x	11		<a href="#">VCVT (between floating-point and fixed-point, floating-point)</a>	-

## Floating-point move immediate

These instructions are under [Floating-point data-processing](#).

15	14	13	12	11	10	9	8	7	6	5	4	3	2	1	0	15	14	13	12	11	10	9	8	7	6	5	4	3	2	1	0
1	1	1	0	1	1	1	0	1	D	1	1	imm4H				Vd				1	0	size		(0)	0	(0)	0	imm4L			

Decode fields		Instruction Details	Feature
size			
00		UNALLOCATED	-
01		<a href="#">VMOV (immediate)</a> — <a href="#">half-precision scalar</a>	FEAT_FP16
10		<a href="#">VMOV (immediate)</a> — <a href="#">single-precision scalar</a>	-
11		<a href="#">VMOV (immediate)</a> — <a href="#">double-precision scalar</a>	-

## Floating-point data-processing (three registers)

These instructions are under [Floating-point data-processing](#).

15	14	13	12	11	10	9	8	7	6	5	4	3	2	1	0	15	14	13	12	11	10	9	8	7	6	5	4	3	2	1	0
1	1	1	0	1	1	1	0	o0	D		o1	Vn				Vd			1	0	size		N	o2	M	0	Vm				

The following constraints also apply to this encoding: o0:D:o1 != 1x11

Decode fields			Instruction Details	Feature
o0:o1	size	o2		
!= 111	00		UNALLOCATED	-
000	01	0	<a href="#">VMLA (floating-point)</a> — <a href="#">half-precision scalar</a>	FEAT_FP16
000	01	1	<a href="#">VMLS (floating-point)</a> — <a href="#">half-precision scalar</a>	FEAT_FP16
000	10	0	<a href="#">VMLA (floating-point)</a> — <a href="#">single-precision scalar</a>	-
000	10	1	<a href="#">VMLS (floating-point)</a> — <a href="#">single-precision scalar</a>	-
000	11	0	<a href="#">VMLA (floating-point)</a> — <a href="#">double-precision scalar</a>	-
000	11	1	<a href="#">VMLS (floating-point)</a> — <a href="#">double-precision scalar</a>	-
001	01	0	<a href="#">VNMLS</a> — <a href="#">half-precision scalar</a>	FEAT_FP16
001	01	1	<a href="#">VNMLA</a> — <a href="#">half-precision scalar</a>	FEAT_FP16
001	10	0	<a href="#">VNMLS</a> — <a href="#">single-precision scalar</a>	-
001	10	1	<a href="#">VNMLA</a> — <a href="#">single-precision scalar</a>	-
001	11	0	<a href="#">VNMLS</a> — <a href="#">double-precision scalar</a>	-
001	11	1	<a href="#">VNMLA</a> — <a href="#">double-precision scalar</a>	-
010	01	0	<a href="#">VMUL (floating-point)</a> — <a href="#">half-precision scalar</a>	FEAT_FP16
010	01	1	<a href="#">VNMUL</a> — <a href="#">half-precision scalar</a>	FEAT_FP16
010	10	0	<a href="#">VMUL (floating-point)</a> — <a href="#">single-precision scalar</a>	-
010	10	1	<a href="#">VNMUL</a> — <a href="#">single-precision scalar</a>	-

Decode fields			Instruction Details	Feature
o0:o1	size	o2		
010	11	0	<a href="#">VMUL (floating-point) — double-precision scalar</a>	-
010	11	1	<a href="#">VNMUL — double-precision scalar</a>	-
011	01	0	<a href="#">VADD (floating-point) — half-precision scalar</a>	FEAT_FP16
011	01	1	<a href="#">VSUB (floating-point) — half-precision scalar</a>	FEAT_FP16
011	10	0	<a href="#">VADD (floating-point) — single-precision scalar</a>	-
011	10	1	<a href="#">VSUB (floating-point) — single-precision scalar</a>	-
011	11	0	<a href="#">VADD (floating-point) — double-precision scalar</a>	-
011	11	1	<a href="#">VSUB (floating-point) — double-precision scalar</a>	-
100	01	0	<a href="#">VDIV — half-precision scalar</a>	FEAT_FP16
100	10	0	<a href="#">VDIV — single-precision scalar</a>	-
100	11	0	<a href="#">VDIV — double-precision scalar</a>	-
101	01	0	<a href="#">VFNMS — half-precision scalar</a>	FEAT_FP16
101	01	1	<a href="#">VFNMA — half-precision scalar</a>	FEAT_FP16
101	10	0	<a href="#">VFNMS — single-precision scalar</a>	-
101	10	1	<a href="#">VFNMA — single-precision scalar</a>	-
101	11	0	<a href="#">VFNMS — double-precision scalar</a>	-
101	11	1	<a href="#">VFNMA — double-precision scalar</a>	-
110	01	0	<a href="#">VFMA — half-precision scalar</a>	FEAT_FP16
110	01	1	<a href="#">VFMS — half-precision scalar</a>	FEAT_FP16
110	10	0	<a href="#">VFMA — single-precision scalar</a>	-
110	10	1	<a href="#">VFMS — single-precision scalar</a>	-
110	11	0	<a href="#">VFMA — double-precision scalar</a>	-
110	11	1	<a href="#">VFMS — double-precision scalar</a>	-

## Additional Advanced SIMD and floating-point instructions

These instructions are under [System register access, Advanced SIMD, and floating-point](#).

15	14	13	12	11	10	9	8	7	6	5	4	3	2	1	0	15	14	13	12	11	10	9	8	7	6	5	4	3	2	1	0
111111						op0			op1								1	op2	op3			op4		op5							

The following constraints also apply to this encoding: op0<2:1> != 11

Decode fields						Instruction details
op0	op1	op2	op3	op4	op5	
0xx			0x			<a href="#">Advanced SIMD three registers of the same length extension</a>
100		0	!= 00	0	0	<a href="#">Floating-point conditional select</a>
101	00xxxxx	0	!= 00		0	<a href="#">Floating-point minNum/maxNum</a>
101	110000	0	!= 00	1	0	<a href="#">Floating-point extraction and insertion</a>
101	111xxx	0	!= 00	1	0	<a href="#">Floating-point directed convert to integer</a>
10x		0	00			<a href="#">Advanced SIMD and floating-point multiply with accumulate</a>
10x		1	0x			<a href="#">Advanced SIMD and floating-point dot product</a>

## Advanced SIMD three registers of the same length extension

These instructions are under [Additional Advanced SIMD and floating-point instructions](#).

15	14	13	12	11	10	9	8	7	6	5	4	3	2	1	0	15	14	13	12	11	10	9	8	7	6	5	4	3	2	1	0	
1	1	1	1	1	1	0	op1	D	op2	Vn					Vd					1	op3	0	op4	N	Q	M	U	Vm				

Decode fields						Instruction Details	Feature
op1	op2	op3	op4	Q	U		
x1	0x	0	0	0	0	<a href="#">VCADD</a> — 64-bit SIMD vector	FEAT_FCMA
x1	0x	0	0	0	1	UNALLOCATED	-
x1	0x	0	0	1	0	<a href="#">VCADD</a> — 128-bit SIMD vector	FEAT_FCMA
x1	0x	0	0	1	1	UNALLOCATED	-
00	0x	0	0			UNALLOCATED	-
00	0x	0	1			UNALLOCATED	-
00	00	1	0	0	0	UNALLOCATED	-
00	00	1	0	0	1	UNALLOCATED	-
00	00	1	0	1	0	<a href="#">VMMLA</a>	FEAT_AA32BF16
00	00	1	0	1	1	UNALLOCATED	-
00	00	1	1	0	0	<a href="#">VDOT (vector)</a> — 64-bit SIMD vector	FEAT_AA32BF16
00	00	1	1	0	1	UNALLOCATED	-
00	00	1	1	1	0	<a href="#">VDOT (vector)</a> — 128-bit SIMD vector	FEAT_AA32BF16
00	00	1	1	1	1	UNALLOCATED	-
00	01	1	0			UNALLOCATED	-
00	01	1	1			UNALLOCATED	-
00	10	0	0		1	<a href="#">VFMAL (vector)</a>	FEAT_FHM
00	10	0	1			UNALLOCATED	-
00	10	1	0	0		UNALLOCATED	-
00	10	1	0	1	0	<a href="#">VSMMLA</a>	FEAT_AA32I8MM
00	10	1	0	1	1	<a href="#">VUMMLA</a>	FEAT_AA32I8MM
00	10	1	1	0	0	<a href="#">VSDOT (vector)</a> — 64-bit SIMD vector	FEAT_DotProd
00	10	1	1	0	1	<a href="#">VUDOT (vector)</a> — 64-bit SIMD vector	FEAT_DotProd
00	10	1	1	1	0	<a href="#">VSDOT (vector)</a> — 128-bit SIMD vector	FEAT_DotProd
00	10	1	1	1	1	<a href="#">VUDOT (vector)</a> — 128-bit SIMD vector	FEAT_DotProd
00	11	0	0		1	<a href="#">VFMAb, VFMAb (BFloat16, vector)</a>	FEAT_AA32BF16
00	11	0	1			UNALLOCATED	-
00	11	1	0			UNALLOCATED	-
00	11	1	1			UNALLOCATED	-
01	10	0	0		1	<a href="#">VFMSL (vector)</a>	FEAT_FHM
01	10	0	1			UNALLOCATED	-
01	10	1	0	0		UNALLOCATED	-
01	10	1	0	1	0	<a href="#">VUSMMLA</a>	FEAT_AA32I8MM
01	10	1	0	1	1	UNALLOCATED	-
01	10	1	1	0	0	<a href="#">VUSDOT (vector)</a> — 64-bit SIMD vector	FEAT_AA32I8MM
01	10	1	1		1	UNALLOCATED	-
01	10	1	1	1	0	<a href="#">VUSDOT (vector)</a> — 128-bit SIMD vector	FEAT_AA32I8MM
01	11	0	1			UNALLOCATED	-
01	11	1	0			UNALLOCATED	-
01	11	1	1			UNALLOCATED	-
	1x	0	0		0	<a href="#">VCMLA</a>	FEAT_FCMA
10	11	0	1			UNALLOCATED	-
10	11	1	0			UNALLOCATED	-
10	11	1	1			UNALLOCATED	-
11	11	0	1			UNALLOCATED	-
11	11	1	0			UNALLOCATED	-
11	11	1	1			UNALLOCATED	-

## Floating-point conditional select

These instructions are under [Additional Advanced SIMD and floating-point instructions](#).

15	14	13	12	11	10	9	8	7	6	5	4	3	2	1	0	15	14	13	12	11	10	9	8	7	6	5	4	3	2	1	0
1	1	1	1	1	1	1	0	0	D	cc	Vn				Vd				1	0	!= 00		N	0	M	0	Vm				
size																															

The following constraints also apply to this encoding: size != 00 && size != 00

Decode fields size	Instruction Details	Feature
01	<a href="#">VSELEQ, VSELGE, VSELGT, VSELVS</a> — half-precision scalar	FEAT_FP16
10	<a href="#">VSELEQ, VSELGE, VSELGT, VSELVS</a> — single-precision scalar	-
11	<a href="#">VSELEQ, VSELGE, VSELGT, VSELVS</a> — double-precision scalar	-

## Floating-point minNum/maxNum

These instructions are under [Additional Advanced SIMD and floating-point instructions](#).

15	14	13	12	11	10	9	8	7	6	5	4	3	2	1	0	15	14	13	12	11	10	9	8	7	6	5	4	3	2	1	0
1	1	1	1	1	1	1	0	1	D	0	0	Vn				Vd				1	0	!= 00		N	op	M	0	Vm			
size																															

The following constraints also apply to this encoding: size != 00 && size != 00

Decode fields size op	Instruction Details	Feature
01 0	<a href="#">VMAXNM</a> — half-precision scalar	FEAT_FP16
01 1	<a href="#">VMINNM</a> — half-precision scalar	FEAT_FP16
10 0	<a href="#">VMAXNM</a> — single-precision scalar	-
10 1	<a href="#">VMINNM</a> — single-precision scalar	-
11 0	<a href="#">VMAXNM</a> — double-precision scalar	-
11 1	<a href="#">VMINNM</a> — double-precision scalar	-

## Floating-point extraction and insertion

These instructions are under [Additional Advanced SIMD and floating-point instructions](#).

15	14	13	12	11	10	9	8	7	6	5	4	3	2	1	0	15	14	13	12	11	10	9	8	7	6	5	4	3	2	1	0
1	1	1	1	1	1	1	0	1	D	1	1	0	0	0	0	Vd				1	0	!= 00		op	1	M	0	Vm			
size																															

The following constraints also apply to this encoding: size != 00 && size != 00

Decode fields size op	Instruction Details	Feature
01	UNALLOCATED	-
10 0	<a href="#">VMOVX</a>	FEAT_FP16
10 1	<a href="#">VINS</a>	FEAT_FP16
11	UNALLOCATED	-

## Floating-point directed convert to integer

These instructions are under [Additional Advanced SIMD and floating-point instructions](#).



15	14	13	12	11	10	9	8	7	6	5	4	3	2	1	0	15	14	13	12	11	10	9	8	7	6	5	4	3	2	1	0
1	1	1	1	1	1	1	0	1	D	1	1	1	o1	RM		Vd				1	0	!= 00	op	1	M	0			Vm		

size

The following constraints also apply to this encoding: size != 00 && size != 00

Decode fields				Instruction Details	Feature
o1	RM	size	op		
0		!= 00	1	UNALLOCATED	-
0	00	01	0	<a href="#">VRINTA (floating-point) — half-precision scalar</a>	FEAT_FP16
0	00	10	0	<a href="#">VRINTA (floating-point) — single-precision scalar</a>	-
0	00	11	0	<a href="#">VRINTA (floating-point) — double-precision scalar</a>	-
0	01	01	0	<a href="#">VRINTN (floating-point) — half-precision scalar</a>	FEAT_FP16
0	01	10	0	<a href="#">VRINTN (floating-point) — single-precision scalar</a>	-
0	01	11	0	<a href="#">VRINTN (floating-point) — double-precision scalar</a>	-
0	10	01	0	<a href="#">VRINTP (floating-point) — half-precision scalar</a>	FEAT_FP16
0	10	10	0	<a href="#">VRINTP (floating-point) — single-precision scalar</a>	-
0	10	11	0	<a href="#">VRINTP (floating-point) — double-precision scalar</a>	-
0	11	01	0	<a href="#">VRINTM (floating-point) — half-precision scalar</a>	FEAT_FP16
0	11	10	0	<a href="#">VRINTM (floating-point) — single-precision scalar</a>	-
0	11	11	0	<a href="#">VRINTM (floating-point) — double-precision scalar</a>	-
1	00	01		<a href="#">VCVTA (floating-point) — half-precision scalar</a>	FEAT_FP16
1	00	10		<a href="#">VCVTA (floating-point) — single-precision scalar</a>	-
1	00	11		<a href="#">VCVTA (floating-point) — double-precision scalar</a>	-
1	01	01		<a href="#">VCVTN (floating-point) — half-precision scalar</a>	FEAT_FP16
1	01	10		<a href="#">VCVTN (floating-point) — single-precision scalar</a>	-
1	01	11		<a href="#">VCVTN (floating-point) — double-precision scalar</a>	-
1	10	01		<a href="#">VCVTP (floating-point) — half-precision scalar</a>	FEAT_FP16
1	10	10		<a href="#">VCVTP (floating-point) — single-precision scalar</a>	-
1	10	11		<a href="#">VCVTP (floating-point) — double-precision scalar</a>	-
1	11	01		<a href="#">VCVTM (floating-point) — half-precision scalar</a>	FEAT_FP16
1	11	10		<a href="#">VCVTM (floating-point) — single-precision scalar</a>	-
1	11	11		<a href="#">VCVTM (floating-point) — double-precision scalar</a>	-

### Advanced SIMD and floating-point multiply with accumulate

These instructions are under [Additional Advanced SIMD and floating-point instructions](#).

15	14	13	12	11	10	9	8	7	6	5	4	3	2	1	0	15	14	13	12	11	10	9	8	7	6	5	4	3	2	1	0
1	1	1	1	1	1	1	0	op1	D		op2		Vn			Vd				1	0	0	0	N	Q	M	U			Vm	

Decode fields				Instruction Details	Feature
op1	op2	Q	U		
0			0	<a href="#">VCMLA (by element) — 128-bit SIMD vector of half-precision floating-point</a>	FEAT_FCMA
0	00		1	<a href="#">VFMAL (by scalar)</a>	FEAT_FHM
0	01		1	<a href="#">VFMSL (by scalar)</a>	FEAT_FHM
0	10		1	UNALLOCATED	-
0	11		1	<a href="#">VFMAB, VFMA (BFloat16, by scalar)</a>	FEAT_AA32BF16
1		0	0	<a href="#">VCMLA (by element) — 64-bit SIMD vector of single-precision floating-point</a>	FEAT_FCMA
1			1	UNALLOCATED	-
1		1	0	<a href="#">VCMLA (by element) — 128-bit SIMD vector of single-precision floating-point</a>	FEAT_FCMA

## Advanced SIMD and floating-point dot product

These instructions are under [Additional Advanced SIMD and floating-point instructions](#).

15	14	13	12	11	10	9	8	7	6	5	4	3	2	1	0	15	14	13	12	11	10	9	8	7	6	5	4	3	2	1	0
1	1	1	1	1	1	1	0	op1	D	op2	Vn				Vd				1	1	0	op4	N	Q	M	U	Vm				

Decode fields					Instruction Details		Feature
op1	op2	op4	Q	U			
0	00	0			UNALLOCATED		-
0	00	1	0	0	<a href="#">VDOT (by element) — 64-bit SIMD vector</a>		FEAT_AA32BF16
0	00	1		1	UNALLOCATED		-
0	00	1	1	0	<a href="#">VDOT (by element) — 128-bit SIMD vector</a>		FEAT_AA32BF16
0	01	0			UNALLOCATED		-
0	10	0			UNALLOCATED		-
0	10	1	0	0	<a href="#">VSDOT (by element) — 64-bit SIMD vector</a>		FEAT_DotProd
0	10	1	0	1	<a href="#">VUDOT (by element) — 64-bit SIMD vector</a>		FEAT_DotProd
0	10	1	1	0	<a href="#">VSDOT (by element) — 128-bit SIMD vector</a>		FEAT_DotProd
0	10	1	1	1	<a href="#">VUDOT (by element) — 128-bit SIMD vector</a>		FEAT_DotProd
0	11				UNALLOCATED		-
1		0			UNALLOCATED		-
1	00	1	0	0	<a href="#">VUSDOT (by element) — 64-bit SIMD vector</a>		FEAT_AA32I8MM
1	00	1	0	1	<a href="#">VSUDOT (by element) — 64-bit SIMD vector</a>		FEAT_AA32I8MM
1	00	1	1	0	<a href="#">VUSDOT (by element) — 128-bit SIMD vector</a>		FEAT_AA32I8MM
1	00	1	1	1	<a href="#">VSUDOT (by element) — 128-bit SIMD vector</a>		FEAT_AA32I8MM
1	01	1			UNALLOCATED		-
1	1x	1			UNALLOCATED		-

## Load/store multiple

These instructions are under [32-bit](#).

15	14	13	12	11	10	9	8	7	6	5	4	3	2	1	0	15	14	13	12	11	10	9	8	7	6	5	4	3	2	1	0
1	1	1	0	1	0	0	opc	0	W	L	Rn				P	M	register list														

Decode fields		Instruction Details	
opc	L		
00	0	<a href="#">SRS, SRSDA, SRSDB, SRSIA, SRSIB — T1</a>	
00	1	<a href="#">RFE, RFEDA, RFEDB, RFEIA, RFEIB — T1</a>	
01	0	<a href="#">STM, STMIA, STMEA</a>	
01	1	<a href="#">LDM, LDMIA, LDMFD</a>	
10	0	<a href="#">STMDB, STMFD</a>	
10	1	<a href="#">LDMDB, LDMEA</a>	
11	0	<a href="#">SRS, SRSDA, SRSDB, SRSIA, SRSIB — T2</a>	
11	1	<a href="#">RFE, RFEDA, RFEDB, RFEIA, RFEIB — T2</a>	

## Load/store dual, load/store exclusive, load-acquire/store-release, and table branch

These instructions are under [32-bit](#).

15	14	13	12	11	10	9	8	7	6	5	4	3	2	1	0	15	14	13	12	11	10	9	8	7	6	5	4	3	2	1	0
1110100							op0			op1	op2				op3																

The following constraints also apply to this encoding: op0<1> == 1

Decode fields				Instruction details
op0	op1	op2	op3	
0010				<a href="#">Load/store exclusive</a>
0110	0		000	UNALLOCATED
0110	1		000	<a href="#">TBB, TBH</a>
0110			01x	<a href="#">Load/store exclusive byte/half/dual</a>
0110			1xx	<a href="#">Load-acquire / Store-release</a>
0x11		!= 1111		<a href="#">Load/store dual (immediate, post-indexed)</a>
1x10		!= 1111		<a href="#">Load/store dual (immediate)</a>
1x11		!= 1111		<a href="#">Load/store dual (immediate, pre-indexed)</a>
!= 0xx0		1111		<a href="#">LDRD (literal)</a>

## Load/store exclusive

These instructions are under [Load/store dual, load/store exclusive, load-acquire/store-release, and table branch](#).

15	14	13	12	11	10	9	8	7	6	5	4	3	2	1	0	15	14	13	12	11	10	9	8	7	6	5	4	3	2	1	0
1	1	1	0	1	0	0	0	0	1	0	L	Rn			Rt			Rd			imm8										

Decode fields	Instruction Details
L	
0	<a href="#">STREX</a>
1	<a href="#">LDREX</a>

### Load/store exclusive byte/half/dual

These instructions are under [Load/store dual, load/store exclusive, load-acquire/store-release, and table branch](#).

15	14	13	12	11	10	9	8	7	6	5	4	3	2	1	0	15	14	13	12	11	10	9	8	7	6	5	4	3	2	1	0
1	1	1	0	1	0	0	0	1	1	0	L	Rn			Rt			Rt2			0 1		sz		Rd						

Decode fields		Instruction Details
L	sz	
0	00	<a href="#">STREXB</a>
0	01	<a href="#">STREXH</a>
0	10	UNALLOCATED
0	11	<a href="#">STREXD</a>
1	00	<a href="#">LDREXB</a>
1	01	<a href="#">LDREXH</a>
1	10	UNALLOCATED
1	11	<a href="#">LDREXD</a>

## Load-acquire / Store-release

These instructions are under [Load/store dual, load/store exclusive, load-acquire/store-release, and table branch](#).

15	14	13	12	11	10	9	8	7	6	5	4	3	2	1	0	15	14	13	12	11	10	9	8	7	6	5	4	3	2	1	0
1	1	1	0	1	0	0	0	1	1	0	L	Rn			Rt			Rt2			1	op	sz		Rd						

Decode fields			Instruction Details
L	op	sz	
0	0	00	<a href="#">STLB</a>
0	0	01	<a href="#">STLH</a>
0	0	10	<a href="#">STL</a>

Decode fields			Instruction Details
L	op	sz	
0	0	11	UNALLOCATED
0	1	00	<a href="#">STLEXB</a>
0	1	01	<a href="#">STLEXH</a>
0	1	10	<a href="#">STLEX</a>
0	1	11	<a href="#">STLEXD</a>
1	0	00	<a href="#">LDAB</a>
1	0	01	<a href="#">LDAH</a>
1	0	10	<a href="#">LDA</a>
1	0	11	UNALLOCATED
1	1	00	<a href="#">LDAEXB</a>
1	1	01	<a href="#">LDAEXH</a>
1	1	10	<a href="#">LDAEX</a>
1	1	11	<a href="#">LDAEXD</a>

**Load/store dual (immediate, post-indexed)**

These instructions are under [Load/store dual, load/store exclusive, load-acquire/store-release, and table branch](#).

15	14	13	12	11	10	9	8	7	6	5	4	3	2	1	0	15	14	13	12	11	10	9	8	7	6	5	4	3	2	1	0
1 1 1 0 1 0 0 0								U	1 1		L	!= 1111				Rt				Rt2				imm8							
Rn																															

The following constraints also apply to this encoding: Rn != 1111 && Rn != 1111

Decode fields		Instruction Details
L		
0		<a href="#">STRD (immediate)</a>
1		<a href="#">LDRD (immediate)</a>

**Load/store dual (immediate)**

These instructions are under [Load/store dual, load/store exclusive, load-acquire/store-release, and table branch](#).

15	14	13	12	11	10	9	8	7	6	5	4	3	2	1	0	15	14	13	12	11	10	9	8	7	6	5	4	3	2	1	0
1	1	1	0	1	0	0	1	U	1	0	L	!= 1111			Rt			Rt2			imm8										
Rn																															

The following constraints also apply to this encoding: Rn != 1111 && Rn != 1111

Decode fields		Instruction Details
L		
0		<a href="#">STRD (immediate)</a>
1		<a href="#">LDRD (immediate)</a>

**Load/store dual (immediate, pre-indexed)**

These instructions are under [Load/store dual, load/store exclusive, load-acquire/store-release, and table branch](#).

15	14	13	12	11	10	9	8	7	6	5	4	3	2	1	0	15	14	13	12	11	10	9	8	7	6	5	4	3	2	1	0
1	1	1	0	1	0	0	1	U	1	1	L	!= 1111			Rt			Rt2			imm8										
Rn																															

The following constraints also apply to this encoding: Rn != 1111 && Rn != 1111

Decode fields L	Instruction Details
0	<a href="#">STRD (immediate)</a>
1	<a href="#">LDRD (immediate)</a>

**Data-processing (shifted register)**

These instructions are under [32-bit](#).

15	14	13	12	11	10	9	8	7	6	5	4	3	2	1	0	15	14	13	12	11	10	9	8	7	6	5	4	3	2	1	0
1	1	1	0	1	0	1	op1			S	Rn			(0)	imm3	Rd			imm2	stype		Rm									

Decode fields					Instruction Details	
op1	S	Rn	imm3:imm2:stype	Rd		
0000	0		!= 0000011		<a href="#">AND, ANDS (register)</a>	— <a href="#">AND</a> , shift or rotate by value
0000	0		0000011		<a href="#">AND, ANDS (register)</a>	— <a href="#">AND</a> , rotate right with extend
0000	1		!= 0000011	!= 1111	<a href="#">AND, ANDS (register)</a>	— <a href="#">ANDS</a> , shift or rotate by value
0000	1		!= 0000011	1111	<a href="#">TST (register)</a>	— shift or rotate by value
0000	1		0000011	!= 1111	<a href="#">AND, ANDS (register)</a>	— <a href="#">ANDS</a> , rotate right with extend
0000	1		0000011	1111	<a href="#">TST (register)</a>	— rotate right with extend
0001			!= 0000011		<a href="#">BIC, BICS (register)</a>	— shift or rotate by value
0001			0000011		<a href="#">BIC, BICS (register)</a>	— rotate right with extend
0010	0	!= 1111	!= 0000011		<a href="#">ORR, ORRS (register)</a>	— <a href="#">ORR</a> , shift or rotate by value
0010	0	!= 1111	0000011		<a href="#">ORR, ORRS (register)</a>	— <a href="#">ORR</a> , rotate right with extend
0010	0	1111	!= 0000011		<a href="#">MOV, MOVS (register)</a>	— <a href="#">MOV</a> , shift or rotate by value
0010	0	1111	0000011		<a href="#">MOV, MOVS (register)</a>	— <a href="#">MOV</a> , rotate right with extend
0010	1	!= 1111	!= 0000011		<a href="#">ORR, ORRS (register)</a>	— <a href="#">ORRS</a> , shift or rotate by value
0010	1	!= 1111	0000011		<a href="#">ORR, ORRS (register)</a>	— <a href="#">ORRS</a> , rotate right with extend
0010	1	1111	!= 0000011		<a href="#">MOV, MOVS (register)</a>	— <a href="#">MOVS</a> , shift or rotate by value
0010	1	1111	0000011		<a href="#">MOV, MOVS (register)</a>	— <a href="#">MOVS</a> , rotate right with extend
0011	0	!= 1111	!= 0000011		<a href="#">ORN, ORNS (register)</a>	— <a href="#">ORN</a> , shift or rotate by value
0011	0	!= 1111	0000011		<a href="#">ORN, ORNS (register)</a>	— <a href="#">ORN</a> , rotate right with extend
0011	0	1111	!= 0000011		<a href="#">MVN, MVNS (register)</a>	— <a href="#">MVN</a> , shift or rotate by value
0011	0	1111	0000011		<a href="#">MVN, MVNS (register)</a>	— <a href="#">MVN</a> , rotate right with extend
0011	1	!= 1111	!= 0000011		<a href="#">ORN, ORNS (register)</a>	— <a href="#">ORNS</a> , shift or rotate by value
0011	1	!= 1111	0000011		<a href="#">ORN, ORNS (register)</a>	— <a href="#">ORNS</a> , rotate right with extend
0011	1	1111	!= 0000011		<a href="#">MVN, MVNS (register)</a>	— <a href="#">MVNS</a> , shift or rotate by value
0011	1	1111	0000011		<a href="#">MVN, MVNS (register)</a>	— <a href="#">MVNS</a> , rotate right with extend
0100	0		!= 0000011		<a href="#">EOR, EORS (register)</a>	— <a href="#">EOR</a> , shift or rotate by value
0100	0		0000011		<a href="#">EOR, EORS (register)</a>	— <a href="#">EOR</a> , rotate right with extend
0100	1		!= 0000011	!= 1111	<a href="#">EOR, EORS (register)</a>	— <a href="#">EORS</a> , shift or rotate by value
0100	1		!= 0000011	1111	<a href="#">TEQ (register)</a>	— shift or rotate by value
0100	1		0000011	!= 1111	<a href="#">EOR, EORS (register)</a>	— <a href="#">EORS</a> , rotate right with extend
0100	1		0000011	1111	<a href="#">TEQ (register)</a>	— rotate right with extend
0101					UNALLOCATED	
0110	0		xxxxxx00		<a href="#">PKHBT, PKHTB</a>	— <a href="#">PKHBT</a>
0110	0		xxxxxx01		UNALLOCATED	
0110	0		xxxxxx10		<a href="#">PKHBT, PKHTB</a>	— <a href="#">PKHTB</a>
0110	0		xxxxxx11		UNALLOCATED	
0111					UNALLOCATED	
1000	0	!= 1101	!= 0000011		<a href="#">ADD, ADDS (register)</a>	— <a href="#">ADD</a> , shift or rotate by value

Decode fields					Instruction Details
op1	S	Rn	imm3:imm2:type	Rd	
1000	0	!= 1101	0000011		<a href="#">ADD, ADDS (register)</a> — <a href="#">ADD, rotate right with extend</a>
1000	0	1101	!= 0000011		<a href="#">ADD, ADDS (SP plus register)</a> — <a href="#">ADD, shift or rotate by value</a>
1000	0	1101	0000011		<a href="#">ADD, ADDS (SP plus register)</a> — <a href="#">ADD, rotate right with extend</a>
1000	1		!= 0000011	1111	<a href="#">CMN (register)</a> — <a href="#">shift or rotate by value</a>
1000	1	!= 1101	!= 0000011	!= 1111	<a href="#">ADD, ADDS (register)</a> — <a href="#">ADDS, shift or rotate by value</a>
1000	1	!= 1101	0000011	!= 1111	<a href="#">ADD, ADDS (register)</a> — <a href="#">ADDS, rotate right with extend</a>
1000	1		0000011	1111	<a href="#">CMN (register)</a> — <a href="#">rotate right with extend</a>
1000	1	1101	!= 0000011	!= 1111	<a href="#">ADD, ADDS (SP plus register)</a> — <a href="#">ADDS, shift or rotate by value</a>
1000	1	1101	0000011	!= 1111	<a href="#">ADD, ADDS (SP plus register)</a> — <a href="#">ADDS, rotate right with extend</a>
1001					UNALLOCATED
1010			!= 0000011		<a href="#">ADC, ADCS (register)</a> — <a href="#">shift or rotate by value</a>
1010			0000011		<a href="#">ADC, ADCS (register)</a> — <a href="#">rotate right with extend</a>
1011			!= 0000011		<a href="#">SBC, SBCS (register)</a> — <a href="#">shift or rotate by value</a>
1011			0000011		<a href="#">SBC, SBCS (register)</a> — <a href="#">rotate right with extend</a>
1100					UNALLOCATED
1101	0	!= 1101	!= 0000011		<a href="#">SUB, SUBS (register)</a> — <a href="#">SUB, shift or rotate by value</a>
1101	0	!= 1101	0000011		<a href="#">SUB, SUBS (register)</a> — <a href="#">SUB, rotate right with extend</a>
1101	0	1101	!= 0000011		<a href="#">SUB, SUBS (SP minus register)</a> — <a href="#">SUB, shift or rotate by value</a>
1101	0	1101	0000011		<a href="#">SUB, SUBS (SP minus register)</a> — <a href="#">SUB, rotate right with extend</a>
1101	1		!= 0000011	1111	<a href="#">CMP (register)</a> — <a href="#">shift or rotate by value</a>
1101	1	!= 1101	!= 0000011	!= 1111	<a href="#">SUB, SUBS (register)</a> — <a href="#">SUBS, shift or rotate by value</a>
1101	1	!= 1101	0000011	!= 1111	<a href="#">SUB, SUBS (register)</a> — <a href="#">SUBS, rotate right with extend</a>
1101	1		0000011	1111	<a href="#">CMP (register)</a> — <a href="#">rotate right with extend</a>
1101	1	1101	!= 0000011	!= 1111	<a href="#">SUB, SUBS (SP minus register)</a> — <a href="#">SUBS, shift or rotate by value</a>
1101	1	1101	0000011	!= 1111	<a href="#">SUB, SUBS (SP minus register)</a> — <a href="#">SUBS, rotate right with extend</a>
1110			!= 0000011		<a href="#">RSB, RSBS (register)</a> — <a href="#">shift or rotate by value</a>
1110			0000011		<a href="#">RSB, RSBS (register)</a> — <a href="#">rotate right with extend</a>
1111					UNALLOCATED

## Branches and miscellaneous control

These instructions are under [32-bit](#).

15	14	13	12	11	10	9	8	7	6	5	4	3	2	1	0	15	14	13	12	11	10	9	8	7	6	5	4	3	2	1	0									
11110					op0	op1					op2					1					op3					op4					op5									

Decode fields						Instruction details
op0	op1	op2	op3	op4	op5	
0	1110	0x	0x0		0	<a href="#">MSR (register)</a>
0	1110	0x	0x0		1	<a href="#">MSR (Banked register)</a>
0	1110	10	0x0	000		<a href="#">Hints</a>
0	1110	10	0x0	!= 000		<a href="#">Change processor state</a>
0	1110	11	0x0			<a href="#">Miscellaneous system</a>
0	1111	00	0x0			<a href="#">BXJ</a>
0	1111	01	0x0			<a href="#">Exception return</a>
0	1111	1x	0x0		0	<a href="#">MRS</a>
0	1111	1x	0x0		1	<a href="#">MRS (Banked register)</a>
1	1110	00	000			<a href="#">DCPS</a>

1	1110	00	010			UNALLOCATED
1	1110	01	0x0			UNALLOCATED
1	1110	1x	0x0			UNALLOCATED
1	1111	0x	0x0			UNALLOCATED
1	1111	1x	0x0			<a href="#">Exception generation</a>
	!= 111x		0x0			<a href="#">B — T3</a>
			0x1			<a href="#">B — T4</a>
			1x0			<a href="#">BL, BLX (immediate) — T2</a>
			1x1			<a href="#">BL, BLX (immediate) — T1</a>

Hints

These instructions are under [Branches and miscellaneous control](#).

15	14	13	12	11	10	9	8	7	6	5	4	3	2	1	0	15	14	13	12	11	10	9	8	7	6	5	4	3	2	1	0
1	1	1	1	0	0	1	1	1	0	1	0	(1)	(1)	(1)	(1)	1	0	(0)	0	(0)	0	0	0		hint					option	

Decode fields		Instruction Details	Feature
hint	option		
0000	0000	<a href="#">NOP</a>	-
0000	0001	<a href="#">YIELD</a>	-
0000	0010	<a href="#">WFE</a>	-
0000	0011	<a href="#">WFI</a>	-
0000	0100	<a href="#">SEV</a>	-
0000	0101	<a href="#">SEVL</a>	-
0000	011x	Reserved hint, behaves as NOP	-
0000	1xxx	Reserved hint, behaves as NOP	-
0001	0000	<a href="#">ESB</a>	FEAT_RAS
0001	0001	Reserved hint, behaves as NOP	-
0001	0010	<a href="#">TSB</a>	FEAT_TRF
0001	0011	Reserved hint, behaves as NOP	-
0001	0100	<a href="#">CSDB</a>	-
0001	0101	Reserved hint, behaves as NOP	-
0001	0110	<a href="#">CLRBHB</a>	FEAT_CLRBHB
0001	0111	Reserved hint, behaves as NOP	-
0001	1xxx	Reserved hint, behaves as NOP	-
001x		Reserved hint, behaves as NOP	-
01xx		Reserved hint, behaves as NOP	-
10xx		Reserved hint, behaves as NOP	-
110x		Reserved hint, behaves as NOP	-
1110		Reserved hint, behaves as NOP	-
1111		<a href="#">DBG</a>	-

Change processor state

These instructions are under [Branches and miscellaneous control](#).

15	14	13	12	11	10	9	8	7	6	5	4	3	2	1	0	15	14	13	12	11	10	9	8	7	6	5	4	3	2	1	0
1	1	1	1	0	0	1	1	1	0	1	0	(1)	(1)	(1)	(1)	1	0	(0)	0	(0)	imod	M	A	I	F	mode					

The following constraints also apply to this encoding: imod:M != 000

Decode fields		Instruction Details
imod	M	
00	1	<a href="#">CPS, CPSID, CPSIE</a> — <a href="#">change mode</a>
01		UNALLOCATED
10		<a href="#">CPS, CPSID, CPSIE</a> — <a href="#">interrupt enable and change mode</a>
11		<a href="#">CPS, CPSID, CPSIE</a> — <a href="#">interrupt disable and change mode</a>

## Miscellaneous system

These instructions are under [Branches and miscellaneous control](#).

15	14	13	12	11	10	9	8	7	6	5	4	3	2	1	0	15	14	13	12	11	10	9	8	7	6	5	4	3	2	1	0
1	1	1	1	0	0	1	1	1	0	1	1	(1)	(1)	(1)	(1)	1	0	(0)	0	(1)	(1)	(1)	(1)	opc				option			

Decode fields		Instruction Details	Feature
opc	option		
000x		UNALLOCATED	-
0010		<a href="#">CLREX</a>	-
0011		UNALLOCATED	-
0100	!= 0x00	<a href="#">DSB</a>	-
0100	0000	<a href="#">SSBB</a>	-
0100	0100	<a href="#">PSSBB</a>	-
0101		<a href="#">DMB</a>	-
0110		<a href="#">ISB</a>	-
0111		<a href="#">SB</a>	FEAT_SB
1xxx		UNALLOCATED	-

## Exception return

These instructions are under [Branches and miscellaneous control](#).

15	14	13	12	11	10	9	8	7	6	5	4	3	2	1	0	15	14	13	12	11	10	9	8	7	6	5	4	3	2	1	0
1	1	1	1	0	0	1	1	1	1	0	1	Rn				1	0	(0)	0	(1)	(1)	(1)	(1)	imm8							

Decode fields		Instruction Details
Rn:imm8		
!= 111000000000		<a href="#">SUB, SUBS (immediate)</a>
111000000000		<a href="#">ERET</a>

## DCPS

These instructions are under [Branches and miscellaneous control](#).

15	14	13	12	11	10	9	8	7	6	5	4	3	2	1	0	15	14	13	12	11	10	9	8	7	6	5	4	3	2	1	0
1	1	1	1	0	1	1	1	1	0	0	0	imm4				1	0	0	0	imm10								opt			

Decode fields		opt	Instruction Details
imm4	imm10		
!= 1111			UNALLOCATED
1111	!= 0000000000		UNALLOCATED
1111	0000000000	00	UNALLOCATED
1111	0000000000	01	<a href="#">DCPS1</a>
1111	0000000000	10	<a href="#">DCPS2</a>
1111	0000000000	11	<a href="#">DCPS3</a>



## Exception generation

These instructions are under [Branches and miscellaneous control](#).

15	14	13	12	11	10	9	8	7	6	5	4	3	2	1	0	15	14	13	12	11	10	9	8	7	6	5	4	3	2	1	0
1	1	1	1	0	1	1	1	1	1	1	o1	imm4				1	0	o2	0	imm12											

Decode fields		Instruction Details
o1	o2	
0	0	<a href="#">HVC</a>
0	1	UNALLOCATED
1	0	<a href="#">SMC</a>
1	1	<a href="#">UDF</a>

## Data-processing (modified immediate)

These instructions are under [32-bit](#).

15	14	13	12	11	10	9	8	7	6	5	4	3	2	1	0	15	14	13	12	11	10	9	8	7	6	5	4	3	2	1	0	
1	1	1	1	0	i	0	op1				S	Rn				0	imm3				Rd				imm8							

Decode fields		Rn	Rd	Instruction Details
op1	S			
0000	0			<a href="#">AND, ANDS (immediate)</a> — <a href="#">AND</a>
0000	1		!= 1111	<a href="#">AND, ANDS (immediate)</a> — <a href="#">ANDS</a>
0000	1		1111	<a href="#">TST (immediate)</a>
0001				<a href="#">BIC, BICS (immediate)</a>
0010	0	!= 1111		<a href="#">ORR, ORRS (immediate)</a> — <a href="#">ORR</a>
0010	0	1111		<a href="#">MOV, MOVS (immediate)</a> — <a href="#">MOV</a>
0010	1	!= 1111		<a href="#">ORR, ORRS (immediate)</a> — <a href="#">ORRS</a>
0010	1	1111		<a href="#">MOV, MOVS (immediate)</a> — <a href="#">MOVS</a>
0011	0	!= 1111		<a href="#">ORN, ORNS (immediate)</a> — <a href="#">not flag setting</a>
0011	0	1111		<a href="#">MVN, MVNS (immediate)</a> — <a href="#">MVN</a>
0011	1	!= 1111		<a href="#">ORN, ORNS (immediate)</a> — <a href="#">flag setting</a>
0011	1	1111		<a href="#">MVN, MVNS (immediate)</a> — <a href="#">MVNS</a>
0100	0			<a href="#">EOR, EORS (immediate)</a> — <a href="#">EOR</a>
0100	1		!= 1111	<a href="#">EOR, EORS (immediate)</a> — <a href="#">EORS</a>
0100	1		1111	<a href="#">TEQ (immediate)</a>
0101				UNALLOCATED
011x				UNALLOCATED
1000	0	!= 1101		<a href="#">ADD, ADDS (immediate)</a> — <a href="#">ADD</a>
1000	0	1101		<a href="#">ADD, ADDS (SP plus immediate)</a> — <a href="#">ADD</a>
1000	1	!= 1101	!= 1111	<a href="#">ADD, ADDS (immediate)</a> — <a href="#">ADDS</a>
1000	1	1101	!= 1111	<a href="#">ADD, ADDS (SP plus immediate)</a> — <a href="#">ADDS</a>
1000	1		1111	<a href="#">CMN (immediate)</a>
1001				UNALLOCATED
1010				<a href="#">ADC, ADCS (immediate)</a>
1011				<a href="#">SBC, SBCS (immediate)</a>
1100				UNALLOCATED
1101	0	!= 1101		<a href="#">SUB, SUBS (immediate)</a> — <a href="#">SUB</a>
1101	0	1101		<a href="#">SUB, SUBS (SP minus immediate)</a> — <a href="#">SUB</a>
1101	1	!= 1101	!= 1111	<a href="#">SUB, SUBS (immediate)</a> — <a href="#">SUBS</a>
1101	1	1101	!= 1111	<a href="#">SUB, SUBS (SP minus immediate)</a> — <a href="#">SUBS</a>

Decode fields				Instruction Details
op1	S	Rn	Rd	
1101	1		1111	<a href="#">CMP (immediate)</a>
1110				<a href="#">RSB, RSBS (immediate)</a>
1111				UNALLOCATED

## Data-processing (plain binary immediate)

These instructions are under [32-bit](#).

15	14	13	12	11	10	9	8	7	6	5	4	3	2	1	0	15	14	13	12	11	10	9	8	7	6	5	4	3	2	1	0
1	1	1	1	0		1	op0		op1	0					0																

Decode fields		Instruction details
op0	op1	
0	0x	<a href="#">Data-processing (simple immediate)</a>
0	10	<a href="#">Move Wide (16-bit immediate)</a>
0	11	UNALLOCATED
1		<a href="#">Saturate, Bitfield</a>

## Data-processing (simple immediate)

These instructions are under [Data-processing \(plain binary immediate\)](#).

15	14	13	12	11	10	9	8	7	6	5	4	3	2	1	0	15	14	13	12	11	10	9	8	7	6	5	4	3	2	1	0
1	1	1	1	0	i	1	0	o1	0	o2	0		Rn		0		imm3		Rd								imm8				

Decode fields			Instruction Details
o1	o2	Rn	
0	0	!= 11x1	<a href="#">ADD, ADDS (immediate)</a>
0	0	1101	<a href="#">ADD, ADDS (SP plus immediate)</a>
0	0	1111	<a href="#">ADR — T3</a>
0	1		UNALLOCATED
1	0		UNALLOCATED
1	1	!= 11x1	<a href="#">SUB, SUBS (immediate)</a>
1	1	1101	<a href="#">SUB, SUBS (SP minus immediate)</a>
1	1	1111	<a href="#">ADR — T2</a>

## Move Wide (16-bit immediate)

These instructions are under [Data-processing \(plain binary immediate\)](#).

15	14	13	12	11	10	9	8	7	6	5	4	3	2	1	0	15	14	13	12	11	10	9	8	7	6	5	4	3	2	1	0
1	1	1	1	0	i	1	0	o1	1	0	0		imm4		0		imm3		Rd								imm8				

Decode fields		Instruction Details
o1		
0		<a href="#">MOV, MOVS (immediate)</a>
1		<a href="#">MOVT</a>

## Saturate, Bitfield

These instructions are under [Data-processing \(plain binary immediate\)](#).

### Advanced SIMD element or structure load/store

15	14	13	12	11	10	9	8	7	6	5	4	3	2	1	0	15	14	13	12	11	10	9	8	7	6	5	4	3	2	1	0
11111001								op0		0									op1												

## Advanced SIMD load/store multiple structures

15	14	13	12	11	10	9	8	7	6	5	4	3	2	1	0	15	14	13	12	11	10	9	8	7	6	5	4	3	2	1	0
1	1	1	1	1	0	0	1	0	D	L	0	Rn			Vd			itype			size		align		Rm						

Page 1384

Decode fields			Instruction Details
L	itype	Rm	
0	0111	!= 11x1	<a href="#">VST1 (multiple single elements)</a>
0	0111	1101	<a href="#">VST1 (multiple single elements)</a>
0	0111	1111	<a href="#">VST1 (multiple single elements)</a>
0	100x	!= 11x1	<a href="#">VST2 (multiple 2-element structures)</a>
0	100x	1101	<a href="#">VST2 (multiple 2-element structures)</a>
0	100x	1111	<a href="#">VST2 (multiple 2-element structures)</a>
0	1010	!= 11x1	<a href="#">VST1 (multiple single elements)</a>
0	1010	1101	<a href="#">VST1 (multiple single elements)</a>
0	1010	1111	<a href="#">VST1 (multiple single elements)</a>
1	000x	!= 11x1	<a href="#">VLD4 (multiple 4-element structures)</a>
1	000x	1101	<a href="#">VLD4 (multiple 4-element structures)</a>
1	000x	1111	<a href="#">VLD4 (multiple 4-element structures)</a>
1	0010	!= 11x1	<a href="#">VLD1 (multiple single elements)</a>
1	0010	1101	<a href="#">VLD1 (multiple single elements)</a>
1	0010	1111	<a href="#">VLD1 (multiple single elements)</a>
1	0011	!= 11x1	<a href="#">VLD2 (multiple 2-element structures)</a>
1	0011	1101	<a href="#">VLD2 (multiple 2-element structures)</a>
1	0011	1111	<a href="#">VLD2 (multiple 2-element structures)</a>
1	010x	!= 11x1	<a href="#">VLD3 (multiple 3-element structures)</a>
1	010x	1101	<a href="#">VLD3 (multiple 3-element structures)</a>
1	010x	1111	<a href="#">VLD3 (multiple 3-element structures)</a>
	1011		UNALLOCATED
1	0110	!= 11x1	<a href="#">VLD1 (multiple single elements)</a>
1	0110	1101	<a href="#">VLD1 (multiple single elements)</a>
1	0110	1111	<a href="#">VLD1 (multiple single elements)</a>
1	0111	!= 11x1	<a href="#">VLD1 (multiple single elements)</a>
1	0111	1101	<a href="#">VLD1 (multiple single elements)</a>
1	0111	1111	<a href="#">VLD1 (multiple single elements)</a>
	11xx		UNALLOCATED
1	100x	!= 11x1	<a href="#">VLD2 (multiple 2-element structures)</a>
1	100x	1101	<a href="#">VLD2 (multiple 2-element structures)</a>
1	100x	1111	<a href="#">VLD2 (multiple 2-element structures)</a>
1	1010	!= 11x1	<a href="#">VLD1 (multiple single elements)</a>
1	1010	1101	<a href="#">VLD1 (multiple single elements)</a>
1	1010	1111	<a href="#">VLD1 (multiple single elements)</a>

### Advanced SIMD load single structure to all lanes

These instructions are under [Advanced SIMD element or structure load/store](#).

15	14	13	12	11	10	9	8	7	6	5	4	3	2	1	0	15	14	13	12	11	10	9	8	7	6	5	4	3	2	1	0
1	1	1	1	1	0	0	1	1	D	L	0	Rn			Vd			1	1	N	size	T	a	Rm							

Decode fields				Instruction Details
L	N	a	Rm	
0				UNALLOCATED
1	00		!= 11x1	<a href="#">VLD1 (single element to all lanes)</a>
1	00		1101	<a href="#">VLD1 (single element to all lanes)</a>
1	00		1111	<a href="#">VLD1 (single element to all lanes)</a>

Decode fields				Instruction Details
L	N	a	Rm	
1	01		!= 11x1	<a href="#">VLD2 (single 2-element structure to all lanes)</a>
1	01		1101	<a href="#">VLD2 (single 2-element structure to all lanes)</a>
1	01		1111	<a href="#">VLD2 (single 2-element structure to all lanes)</a>
1	10	0	!= 11x1	<a href="#">VLD3 (single 3-element structure to all lanes)</a>
1	10	0	1101	<a href="#">VLD3 (single 3-element structure to all lanes)</a>
1	10	0	1111	<a href="#">VLD3 (single 3-element structure to all lanes)</a>
1	10	1		UNALLOCATED
1	11		!= 11x1	<a href="#">VLD4 (single 4-element structure to all lanes)</a>
1	11		1101	<a href="#">VLD4 (single 4-element structure to all lanes)</a>
1	11		1111	<a href="#">VLD4 (single 4-element structure to all lanes)</a>

### Advanced SIMD load/store single structure to one lane

These instructions are under [Advanced SIMD element or structure load/store](#).

15	14	13	12	11	10	9	8	7	6	5	4	3	2	1	0	15	14	13	12	11	10	9	8	7	6	5	4	3	2	1	0
1	1	1	1	1	0	0	1	1	D	L	0	Rn			Vd			!= 11			N	index_align			Rm			size			

The following constraints also apply to this encoding: size != 11 && size != 11

Decode fields				Instruction Details
L	size	N	Rm	
0	00	00	!= 11x1	<a href="#">VST1 (single element from one lane)</a>
0	00	00	1101	<a href="#">VST1 (single element from one lane)</a>
0	00	00	1111	<a href="#">VST1 (single element from one lane)</a>
0	00	01	!= 11x1	<a href="#">VST2 (single 2-element structure from one lane)</a>
0	00	01	1101	<a href="#">VST2 (single 2-element structure from one lane)</a>
0	00	01	1111	<a href="#">VST2 (single 2-element structure from one lane)</a>
0	00	10	!= 11x1	<a href="#">VST3 (single 3-element structure from one lane)</a>
0	00	10	1101	<a href="#">VST3 (single 3-element structure from one lane)</a>
0	00	10	1111	<a href="#">VST3 (single 3-element structure from one lane)</a>
0	00	11	!= 11x1	<a href="#">VST4 (single 4-element structure from one lane)</a>
0	00	11	1101	<a href="#">VST4 (single 4-element structure from one lane)</a>
0	00	11	1111	<a href="#">VST4 (single 4-element structure from one lane)</a>
0	01	00	!= 11x1	<a href="#">VST1 (single element from one lane)</a>
0	01	00	1101	<a href="#">VST1 (single element from one lane)</a>
0	01	00	1111	<a href="#">VST1 (single element from one lane)</a>
0	01	01	!= 11x1	<a href="#">VST2 (single 2-element structure from one lane)</a>
0	01	01	1101	<a href="#">VST2 (single 2-element structure from one lane)</a>
0	01	01	1111	<a href="#">VST2 (single 2-element structure from one lane)</a>
0	01	10	!= 11x1	<a href="#">VST3 (single 3-element structure from one lane)</a>
0	01	10	1101	<a href="#">VST3 (single 3-element structure from one lane)</a>
0	01	10	1111	<a href="#">VST3 (single 3-element structure from one lane)</a>
0	01	11	!= 11x1	<a href="#">VST4 (single 4-element structure from one lane)</a>
0	01	11	1101	<a href="#">VST4 (single 4-element structure from one lane)</a>
0	01	11	1111	<a href="#">VST4 (single 4-element structure from one lane)</a>
0	10	00	!= 11x1	<a href="#">VST1 (single element from one lane)</a>
0	10	00	1101	<a href="#">VST1 (single element from one lane)</a>

L	Decode fields			Instruction Details
	size	N	Rm	
0	10	00	1111	<a href="#">VST1 (single element from one lane)</a>
0	10	01	!= 11x1	<a href="#">VST2 (single 2-element structure from one lane)</a>
0	10	01	1101	<a href="#">VST2 (single 2-element structure from one lane)</a>
0	10	01	1111	<a href="#">VST2 (single 2-element structure from one lane)</a>
0	10	10	!= 11x1	<a href="#">VST3 (single 3-element structure from one lane)</a>
0	10	10	1101	<a href="#">VST3 (single 3-element structure from one lane)</a>
0	10	10	1111	<a href="#">VST3 (single 3-element structure from one lane)</a>
0	10	11	!= 11x1	<a href="#">VST4 (single 4-element structure from one lane)</a>
0	10	11	1101	<a href="#">VST4 (single 4-element structure from one lane)</a>
0	10	11	1111	<a href="#">VST4 (single 4-element structure from one lane)</a>
1	00	00	!= 11x1	<a href="#">VLD1 (single element to one lane)</a>
1	00	00	1101	<a href="#">VLD1 (single element to one lane)</a>
1	00	00	1111	<a href="#">VLD1 (single element to one lane)</a>
1	00	01	!= 11x1	<a href="#">VLD2 (single 2-element structure to one lane)</a>
1	00	01	1101	<a href="#">VLD2 (single 2-element structure to one lane)</a>
1	00	01	1111	<a href="#">VLD2 (single 2-element structure to one lane)</a>
1	00	10	!= 11x1	<a href="#">VLD3 (single 3-element structure to one lane)</a>
1	00	10	1101	<a href="#">VLD3 (single 3-element structure to one lane)</a>
1	00	10	1111	<a href="#">VLD3 (single 3-element structure to one lane)</a>
1	00	11	!= 11x1	<a href="#">VLD4 (single 4-element structure to one lane)</a>
1	00	11	1101	<a href="#">VLD4 (single 4-element structure to one lane)</a>
1	00	11	1111	<a href="#">VLD4 (single 4-element structure to one lane)</a>
1	01	00	!= 11x1	<a href="#">VLD1 (single element to one lane)</a>
1	01	00	1101	<a href="#">VLD1 (single element to one lane)</a>
1	01	00	1111	<a href="#">VLD1 (single element to one lane)</a>
1	01	01	!= 11x1	<a href="#">VLD2 (single 2-element structure to one lane)</a>
1	01	01	1101	<a href="#">VLD2 (single 2-element structure to one lane)</a>
1	01	01	1111	<a href="#">VLD2 (single 2-element structure to one lane)</a>
1	01	10	!= 11x1	<a href="#">VLD3 (single 3-element structure to one lane)</a>
1	01	10	1101	<a href="#">VLD3 (single 3-element structure to one lane)</a>
1	01	10	1111	<a href="#">VLD3 (single 3-element structure to one lane)</a>
1	01	11	!= 11x1	<a href="#">VLD4 (single 4-element structure to one lane)</a>
1	01	11	1101	<a href="#">VLD4 (single 4-element structure to one lane)</a>
1	01	11	1111	<a href="#">VLD4 (single 4-element structure to one lane)</a>
1	10	00	!= 11x1	<a href="#">VLD1 (single element to one lane)</a>
1	10	00	1101	<a href="#">VLD1 (single element to one lane)</a>
1	10	00	1111	<a href="#">VLD1 (single element to one lane)</a>
1	10	01	!= 11x1	<a href="#">VLD2 (single 2-element structure to one lane)</a>
1	10	01	1101	<a href="#">VLD2 (single 2-element structure to one lane)</a>
1	10	01	1111	<a href="#">VLD2 (single 2-element structure to one lane)</a>
1	10	10	!= 11x1	<a href="#">VLD3 (single 3-element structure to one lane)</a>
1	10	10	1101	<a href="#">VLD3 (single 3-element structure to one lane)</a>
1	10	10	1111	<a href="#">VLD3 (single 3-element structure to one lane)</a>
1	10	11	!= 11x1	<a href="#">VLD4 (single 4-element structure to one lane)</a>
1	10	11	1101	<a href="#">VLD4 (single 4-element structure to one lane)</a>
1	10	11	1111	<a href="#">VLD4 (single 4-element structure to one lane)</a>

## Load/store single

These instructions are under [32-bit](#).

15	14	13	12	11	10	9	8	7	6	5	4	3	2	1	0	15	14	13	12	11	10	9	8	7	6	5	4	3	2	1	0
1111100								op0			op1	op2				op3															

The following constraints also apply to this encoding: op0<1>:op1 != 10

Decode fields				Instruction details
op0	op1	op2	op3	
00		!= 1111	000000	<a href="#">Load/store, unsigned (register offset)</a>
00		!= 1111	000001	UNALLOCATED
00		!= 1111	00001x	UNALLOCATED
00		!= 1111	0001xx	UNALLOCATED
00		!= 1111	001xxx	UNALLOCATED
00		!= 1111	01xxxx	UNALLOCATED
00		!= 1111	10x0xx	UNALLOCATED
00		!= 1111	10x1xx	<a href="#">Load/store, unsigned (immediate, post-indexed)</a>
00		!= 1111	1100xx	<a href="#">Load/store, unsigned (negative immediate)</a>
00		!= 1111	1110xx	<a href="#">Load/store, unsigned (unprivileged)</a>
00		!= 1111	11x1xx	<a href="#">Load/store, unsigned (immediate, pre-indexed)</a>
01		!= 1111		<a href="#">Load/store, unsigned (positive immediate)</a>
0x		1111		<a href="#">Load, unsigned (literal)</a>
10	1	!= 1111	000000	<a href="#">Load/store, signed (register offset)</a>
10	1	!= 1111	000001	UNALLOCATED
10	1	!= 1111	00001x	UNALLOCATED
10	1	!= 1111	0001xx	UNALLOCATED
10	1	!= 1111	001xxx	UNALLOCATED
10	1	!= 1111	01xxxx	UNALLOCATED
10	1	!= 1111	10x0xx	UNALLOCATED
10	1	!= 1111	10x1xx	<a href="#">Load/store, signed (immediate, post-indexed)</a>
10	1	!= 1111	1100xx	<a href="#">Load/store, signed (negative immediate)</a>
10	1	!= 1111	1110xx	<a href="#">Load/store, signed (unprivileged)</a>
10	1	!= 1111	11x1xx	<a href="#">Load/store, signed (immediate, pre-indexed)</a>
11	1	!= 1111		<a href="#">Load/store, signed (positive immediate)</a>
1x	1	1111		<a href="#">Load, signed (literal)</a>

## Load/store, unsigned (register offset)

These instructions are under [Load/store single](#).

15	14	13	12	11	10	9	8	7	6	5	4	3	2	1	0	15	14	13	12	11	10	9	8	7	6	5	4	3	2	1	0		
1	1	1	1	1	0	0	0	0	size	L	!= 1111					Rt					0	0	0	0	0	0	0	imm2	Rm				
Rn																																	

The following constraints also apply to this encoding: Rn != 1111 && Rn != 1111

Decode fields			Instruction Details
size	L	Rt	
00	0		<a href="#">STRB (register)</a>
00	1	!= 1111	<a href="#">LDRB (register)</a>
00	1	1111	<a href="#">PLD, PLDW (register) — preload read</a>

Decode fields			Instruction Details
size	L	Rt	
01	0		<a href="#">STRH (register)</a>
01	1	!= 1111	<a href="#">LDRH (register)</a>
01	1	1111	<a href="#">PLD, PLDW (register)</a> — <a href="#">preload write</a>
10	0		<a href="#">STR (register)</a>
10	1		<a href="#">LDR (register)</a>
11			UNALLOCATED

**Load/store, unsigned (immediate, post-indexed)**

These instructions are under [Load/store single](#).

15	14	13	12	11	10	9	8	7	6	5	4	3	2	1	0	15	14	13	12	11	10	9	8	7	6	5	4	3	2	1	0
1	1	1	1	1	0	0	0	0	size	L		!= 1111				Rt				1	0	U	1								imm8
Rn																															

The following constraints also apply to this encoding: Rn != 1111 && Rn != 1111

Decode fields			Instruction Details
size	L	Rt	
00	0		<a href="#">STRB (immediate)</a>
00	1		<a href="#">LDRB (immediate)</a>
01	0		<a href="#">STRH (immediate)</a>
01	1		<a href="#">LDRH (immediate)</a>
10	0		<a href="#">STR (immediate)</a>
10	1		<a href="#">LDR (immediate)</a>
11			UNALLOCATED

**Load/store, unsigned (negative immediate)**

These instructions are under [Load/store single](#).

15	14	13	12	11	10	9	8	7	6	5	4	3	2	1	0	15	14	13	12	11	10	9	8	7	6	5	4	3	2	1	0
1	1	1	1	1	0	0	0	0	size	L		!= 1111				Rt				1	1	0	0								imm8
Rn																															

The following constraints also apply to this encoding: Rn != 1111 && Rn != 1111

Decode fields			Instruction Details
size	L	Rt	
00	0		<a href="#">STRB (immediate)</a>
00	1	!= 1111	<a href="#">LDRB (immediate)</a>
00	1	1111	<a href="#">PLD, PLDW (immediate)</a> — <a href="#">preload read</a>
01	0		<a href="#">STRH (immediate)</a>
01	1	!= 1111	<a href="#">LDRH (immediate)</a>
01	1	1111	<a href="#">PLD, PLDW (immediate)</a> — <a href="#">preload write</a>
10	0		<a href="#">STR (immediate)</a>
10	1		<a href="#">LDR (immediate)</a>
11			UNALLOCATED



**Load/store, unsigned (unprivileged)**

These instructions are under [Load/store single](#).

15	14	13	12	11	10	9	8	7	6	5	4	3	2	1	0	15	14	13	12	11	10	9	8	7	6	5	4	3	2	1	0
1	1	1	1	1	0	0	0	0	size	L	!= 1111				Rt				1	1	1	0	imm8								

Rn

The following constraints also apply to this encoding: Rn != 1111 && Rn != 1111

Decode fields size	L	Instruction Details
00	0	<a href="#">STRBT</a>
00	1	<a href="#">LDRBT</a>
01	0	<a href="#">STRHT</a>
01	1	<a href="#">LDRHT</a>
10	0	<a href="#">STRT</a>
10	1	<a href="#">LDRT</a>
11		UNALLOCATED

**Load/store, unsigned (immediate, pre-indexed)**

These instructions are under [Load/store single](#).

15	14	13	12	11	10	9	8	7	6	5	4	3	2	1	0	15	14	13	12	11	10	9	8	7	6	5	4	3	2	1	0
1	1	1	1	1	0	0	0	0	size	L	!= 1111				Rt				1	1	U	1	imm8								

Rn

The following constraints also apply to this encoding: Rn != 1111 && Rn != 1111

Decode fields size	L	Instruction Details
00	0	<a href="#">STRB (immediate)</a>
00	1	<a href="#">LDRB (immediate)</a>
01	0	<a href="#">STRH (immediate)</a>
01	1	<a href="#">LDRH (immediate)</a>
10	0	<a href="#">STR (immediate)</a>
10	1	<a href="#">LDR (immediate)</a>
11		UNALLOCATED

**Load/store, unsigned (positive immediate)**

These instructions are under [Load/store single](#).

15	14	13	12	11	10	9	8	7	6	5	4	3	2	1	0	15	14	13	12	11	10	9	8	7	6	5	4	3	2	1	0
1	1	1	1	1	0	0	0	1	size	L	!= 1111				Rt				imm12												

Rn

The following constraints also apply to this encoding: Rn != 1111 && Rn != 1111

Decode fields size	L	Rt	Instruction Details
00	0		<a href="#">STRB (immediate)</a>
00	1	!= 1111	<a href="#">LDRB (immediate)</a>
00	1	1111	<a href="#">PLD, PLDW (immediate)</a> — <a href="#">preload read</a>

Decode fields			Instruction Details
size	L	Rt	
01	0		<a href="#">STRH (immediate)</a>
01	1	!= 1111	<a href="#">LDRH (immediate)</a>
01	1	1111	<a href="#">PLD, PLDW (immediate)</a> — <a href="#">preload write</a>
10	0		<a href="#">STR (immediate)</a>
10	1		<a href="#">LDR (immediate)</a>

### Load, unsigned (literal)

These instructions are under [Load/store single](#).

15	14	13	12	11	10	9	8	7	6	5	4	3	2	1	0	15	14	13	12	11	10	9	8	7	6	5	4	3	2	1	0
1	1	1	1	1	0	0	0	U	size	L	1	1	1	1		Rt		imm12													

Decode fields			Instruction Details
size	L	Rt	
0x	1	1111	<a href="#">PLD (literal)</a>
00	1	!= 1111	<a href="#">LDRB (literal)</a>
01	1	!= 1111	<a href="#">LDRH (literal)</a>
10	1		<a href="#">LDR (literal)</a>
11			UNALLOCATED

### Load/store, signed (register offset)

These instructions are under [Load/store single](#).

15	14	13	12	11	10	9	8	7	6	5	4	3	2	1	0	15	14	13	12	11	10	9	8	7	6	5	4	3	2	1	0	
1	1	1	1	1	0	0	1	0	size	1	!= 1111					Rt					0	0	0	0	0	0	imm2	Rm				
Rn																																

The following constraints also apply to this encoding: Rn != 1111 && Rn != 1111

Decode fields			Instruction Details
size	L	Rt	
00	!= 1111		<a href="#">LDRSB (register)</a>
00		1111	<a href="#">PLI (register)</a>
01	!= 1111		<a href="#">LDRSH (register)</a>
01		1111	Reserved hint, behaves as NOP
1x			UNALLOCATED

### Load/store, signed (immediate, post-indexed)

These instructions are under [Load/store single](#).

15	14	13	12	11	10	9	8	7	6	5	4	3	2	1	0	15	14	13	12	11	10	9	8	7	6	5	4	3	2	1	0
1 1 1 1 1 0 0 1 0									size		1		!= 1111			Rt			1 0		U	1	imm8								
Rn																															

The following constraints also apply to this encoding: Rn != 1111 && Rn != 1111

Decode fields		Instruction Details
size	L	
00		<a href="#">LDRSB (immediate)</a>

Decode fields size	Instruction Details
01	<a href="#">LDRSH (immediate)</a>
1x	UNALLOCATED

**Load/store, signed (negative immediate)**

These instructions are under [Load/store single](#).

15	14	13	12	11	10	9	8	7	6	5	4	3	2	1	0	15	14	13	12	11	10	9	8	7	6	5	4	3	2	1	0
1	1	1	1	1	0	0	1	0	size	1	!= 1111					Rt				1	1	0	0	imm8							
Rn																															

The following constraints also apply to this encoding: Rn != 1111 && Rn != 1111

Decode fields size	Rt	Instruction Details
00	!= 1111	<a href="#">LDRSB (immediate)</a>
00	1111	<a href="#">PLI (immediate, literal)</a>
01	!= 1111	<a href="#">LDRSH (immediate)</a>
01	1111	Reserved hint, behaves as NOP
1x		UNALLOCATED

**Load/store, signed (unprivileged)**

These instructions are under [Load/store single](#).

15	14	13	12	11	10	9	8	7	6	5	4	3	2	1	0	15	14	13	12	11	10	9	8	7	6	5	4	3	2	1	0
1	1	1	1	1	0	0	1	0	size	1		!= 1111		Rt		1	1	1	0												
Rn																imm8															

The following constraints also apply to this encoding: Rn != 1111 && Rn != 1111

Decode fields size	Instruction Details
00	<a href="#">LDRSBT</a>
01	<a href="#">LDRSHT</a>
1x	UNALLOCATED

**Load/store, signed (immediate, pre-indexed)**

These instructions are under [Load/store single](#).

15	14	13	12	11	10	9	8	7	6	5	4	3	2	1	0	15	14	13	12	11	10	9	8	7	6	5	4	3	2	1	0
1	1	1	1	1	0	0	1	0	size	1		!= 1111		Rt		1	1	U	1												
Rn																imm8															

The following constraints also apply to this encoding: Rn != 1111 && Rn != 1111

Decode fields size	Instruction Details
00	<a href="#">LDRSB (immediate)</a>
01	<a href="#">LDRSH (immediate)</a>
1x	UNALLOCATED

**Load/store, signed (positive immediate)**

These instructions are under [Load/store single](#).

15	14	13	12	11	10	9	8	7	6	5	4	3	2	1	0	15	14	13	12	11	10	9	8	7	6	5	4	3	2	1	0
1	1	1	1	1	0	0	1	1	size	1	!= 1111				Rt				imm12												
Rn																															

The following constraints also apply to this encoding: Rn != 1111 && Rn != 1111

Decode fields		Instruction Details
size	Rt	
00	!= 1111	<a href="#">LDRSB (immediate)</a>
00	1111	<a href="#">PLI (immediate, literal)</a>
01	!= 1111	<a href="#">LDRSH (immediate)</a>
01	1111	Reserved hint, behaves as NOP

**Load, signed (literal)**

These instructions are under [Load/store single](#).

15	14	13	12	11	10	9	8	7	6	5	4	3	2	1	0	15	14	13	12	11	10	9	8	7	6	5	4	3	2	1	0
1	1	1	1	1	0	0	1	U	size	1	1	1	1	1		Rt				imm12											

Decode fields		Instruction Details
size	Rt	
00	!= 1111	<a href="#">LDRSB (literal)</a>
00	1111	<a href="#">PLI (immediate, literal)</a>
01	!= 1111	<a href="#">LDRSH (literal)</a>
01	1111	Reserved hint, behaves as NOP
1x		UNALLOCATED

**Data-processing (register)**

These instructions are under [32-bit](#).

15	14	13	12	11	10	9	8	7	6	5	4	3	2	1	0	15	14	13	12	11	10	9	8	7	6	5	4	3	2	1	0
11111010								op0								op1								op2							

Decode fields			Instruction details
op0	op1	op2	
0	1111	0000	<a href="#">MOV, MOVS (register-shifted register)</a> — <a href="#">T2, Flag setting</a>
0	1111	0001	UNALLOCATED
0	1111	001x	UNALLOCATED
0	1111	01xx	UNALLOCATED
0	1111	1xxx	<a href="#">Register extends</a>
1	1111	0xxx	<a href="#">Parallel add-subtract</a>
1	1111	10xx	<a href="#">Data-processing (two source registers)</a>
1	1111	11xx	UNALLOCATED
	!= 1111		UNALLOCATED

**Register extends**

These instructions are under [Data-processing \(register\)](#).

15	14	13	12	11	10	9	8	7	6	5	4	3	2	1	0	15	14	13	12	11	10	9	8	7	6	5	4	3	2	1	0
1	1	1	1	1	0	1	0	0	op1	U			Rn			1	1	1	1			Rd		1	(0)	rotate			Rm		

Decode fields				Instruction Details
op1	U	Rn		
00	0	!= 1111		<a href="#">SXTAH</a>
00	0	1111		<a href="#">SXTH</a>
00	1	!= 1111		<a href="#">UXTAH</a>
00	1	1111		<a href="#">UXTH</a>
01	0	!= 1111		<a href="#">SXTAB16</a>
01	0	1111		<a href="#">SXTB16</a>
01	1	!= 1111		<a href="#">UXTAB16</a>
01	1	1111		<a href="#">UXTB16</a>
10	0	!= 1111		<a href="#">SXTAB</a>
10	0	1111		<a href="#">SXTB</a>
10	1	!= 1111		<a href="#">UXTAB</a>
10	1	1111		<a href="#">UXTB</a>
11				UNALLOCATED

### Parallel add-subtract

These instructions are under [Data-processing \(register\)](#).

15	14	13	12	11	10	9	8	7	6	5	4	3	2	1	0	15	14	13	12	11	10	9	8	7	6	5	4	3	2	1	0
1	1	1	1	1	0	1	0	1	op1			Rn				1	1	1	1	Rd				0	U	H	S	Rm			

Decode fields				Instruction Details
op1	U	H	S	
000	0	0	0	<a href="#">SADD8</a>
000	0	0	1	<a href="#">QADD8</a>
000	0	1	0	<a href="#">SHADD8</a>
000	0	1	1	UNALLOCATED
000	1	0	0	<a href="#">UADD8</a>
000	1	0	1	<a href="#">UQADD8</a>
000	1	1	0	<a href="#">UHADD8</a>
000	1	1	1	UNALLOCATED
001	0	0	0	<a href="#">SADD16</a>
001	0	0	1	<a href="#">QADD16</a>
001	0	1	0	<a href="#">SHADD16</a>
001	0	1	1	UNALLOCATED
001	1	0	0	<a href="#">UADD16</a>
001	1	0	1	<a href="#">UQADD16</a>
001	1	1	0	<a href="#">UHADD16</a>
001	1	1	1	UNALLOCATED
010	0	0	0	<a href="#">SASX</a>
010	0	0	1	<a href="#">QASX</a>
010	0	1	0	<a href="#">SHASX</a>
010	0	1	1	UNALLOCATED
010	1	0	0	<a href="#">UASX</a>
010	1	0	1	<a href="#">UQASX</a>
010	1	1	0	<a href="#">UHASX</a>
010	1	1	1	UNALLOCATED

Decode fields				Instruction Details
op1	U	H	S	
100	0	0	0	<a href="#">SSUB8</a>
100	0	0	1	<a href="#">QSUB8</a>
100	0	1	0	<a href="#">SHSUB8</a>
100	0	1	1	UNALLOCATED
100	1	0	0	<a href="#">USUB8</a>
100	1	0	1	<a href="#">UQSUB8</a>
100	1	1	0	<a href="#">UHSUB8</a>
100	1	1	1	UNALLOCATED
101	0	0	0	<a href="#">SSUB16</a>
101	0	0	1	<a href="#">QSUB16</a>
101	0	1	0	<a href="#">SHSUB16</a>
101	0	1	1	UNALLOCATED
101	1	0	0	<a href="#">USUB16</a>
101	1	0	1	<a href="#">UQSUB16</a>
101	1	1	0	<a href="#">UHSUB16</a>
101	1	1	1	UNALLOCATED
110	0	0	0	<a href="#">SSAX</a>
110	0	0	1	<a href="#">QSAX</a>
110	0	1	0	<a href="#">SHSAX</a>
110	0	1	1	UNALLOCATED
110	1	0	0	<a href="#">USAX</a>
110	1	0	1	<a href="#">UQSAX</a>
110	1	1	0	<a href="#">UHSAX</a>
110	1	1	1	UNALLOCATED
111				UNALLOCATED

### Data-processing (two source registers)

These instructions are under [Data-processing \(register\)](#).

15	14	13	12	11	10	9	8	7	6	5	4	3	2	1	0	15	14	13	12	11	10	9	8	7	6	5	4	3	2	1	0
1	1	1	1	1	0	1	0	1	op1			Rn				1	1	1	1	Rd			1	0	op2		Rm				

Decode fields		Instruction Details	Feature
op1	op2		
000	00	<a href="#">QADD</a>	-
000	01	<a href="#">QDADD</a>	-
000	10	<a href="#">QSUB</a>	-
000	11	<a href="#">QDSUB</a>	-
001	00	<a href="#">REV</a>	-
001	01	<a href="#">REV16</a>	-
001	10	<a href="#">RBIT</a>	-
001	11	<a href="#">REVSH</a>	-
010	00	<a href="#">SEL</a>	-
010	01	UNALLOCATED	-
010	1x	UNALLOCATED	-
011	00	<a href="#">CLZ</a>	-
011	01	UNALLOCATED	-
011	1x	UNALLOCATED	-

Decode fields		Instruction Details	Feature
op1	op2		
100	00	<a href="#">CRC32</a> — <a href="#">CRC32B</a>	FEAT_CRC32
100	01	<a href="#">CRC32</a> — <a href="#">CRC32H</a>	FEAT_CRC32
100	10	<a href="#">CRC32</a> — <a href="#">CRC32W</a>	FEAT_CRC32
100	11	CONSTRAINED UNPREDICTABLE	-
101	00	<a href="#">CRC32C</a> — <a href="#">CRC32CB</a>	FEAT_CRC32
101	01	<a href="#">CRC32C</a> — <a href="#">CRC32CH</a>	FEAT_CRC32
101	10	<a href="#">CRC32C</a> — <a href="#">CRC32CW</a>	FEAT_CRC32
101	11	CONSTRAINED UNPREDICTABLE	-
11x		UNALLOCATED	-

The behavior of the CONSTRAINED UNPREDICTABLE encodings in this table is described in [CONSTRAINED UNPREDICTABLE behavior for A32 and T32 instruction encodings](#)

## Multiply, multiply accumulate, and absolute difference

These instructions are under [32-bit](#).

15	14	13	12	11	10	9	8	7	6	5	4	3	2	1	0	15	14	13	12	11	10	9	8	7	6	5	4	3	2	1	0
111110110																				op0											

Decode fields		Instruction details
op0		
00		<a href="#">Multiply and absolute difference</a>
01		UNALLOCATED
1x		UNALLOCATED

## Multiply and absolute difference

These instructions are under [Multiply, multiply accumulate, and absolute difference](#).

15	14	13	12	11	10	9	8	7	6	5	4	3	2	1	0	15	14	13	12	11	10	9	8	7	6	5	4	3	2	1	0
1	1	1	1	1	0	1	1	0	op1			Rn			Ra			Rd			0 0		op2		Rm						

Decode fields		Instruction Details
op1	Ra	
000	!= 1111	00 <a href="#">MLA, MLAS</a>
000		01 <a href="#">MLS</a>
000		1x UNALLOCATED
000	1111	00 <a href="#">MUL, MULS</a>
001	!= 1111	00 <a href="#">SMLABB, SMLABT, SMLATB, SMLATT</a> — <a href="#">SMLABB</a>
001	!= 1111	01 <a href="#">SMLABB, SMLABT, SMLATB, SMLATT</a> — <a href="#">SMLABT</a>
001	!= 1111	10 <a href="#">SMLABB, SMLABT, SMLATB, SMLATT</a> — <a href="#">SMLATB</a>
001	!= 1111	11 <a href="#">SMLABB, SMLABT, SMLATB, SMLATT</a> — <a href="#">SMLATT</a>
001	1111	00 <a href="#">SMULBB, SMULBT, SMULTB, SMULTT</a> — <a href="#">SMULBB</a>
001	1111	01 <a href="#">SMULBB, SMULBT, SMULTB, SMULTT</a> — <a href="#">SMULBT</a>
001	1111	10 <a href="#">SMULBB, SMULBT, SMULTB, SMULTT</a> — <a href="#">SMULTB</a>
001	1111	11 <a href="#">SMULBB, SMULBT, SMULTB, SMULTT</a> — <a href="#">SMULTT</a>
010	!= 1111	00 <a href="#">SMLAD, SMLADX</a> — <a href="#">SMLAD</a>
010	!= 1111	01 <a href="#">SMLAD, SMLADX</a> — <a href="#">SMLADX</a>
010		1x UNALLOCATED

Decode fields		Instruction Details	
op1	Ra	op2	
010	1111	00	<a href="#">SMUAD, SMUADX</a> — <a href="#">SMUAD</a>
010	1111	01	<a href="#">SMUAD, SMUADX</a> — <a href="#">SMUADX</a>
011	!= 1111	00	<a href="#">SMLAWB, SMLAWT</a> — <a href="#">SMLAWB</a>
011	!= 1111	01	<a href="#">SMLAWB, SMLAWT</a> — <a href="#">SMLAWT</a>
011		1x	UNALLOCATED
011	1111	00	<a href="#">SMULWB, SMULWT</a> — <a href="#">SMULWB</a>
011	1111	01	<a href="#">SMULWB, SMULWT</a> — <a href="#">SMULWT</a>
100	!= 1111	00	<a href="#">SMLSD, SMLSDX</a> — <a href="#">SMLSD</a>
100	!= 1111	01	<a href="#">SMLSD, SMLSDX</a> — <a href="#">SMLSDX</a>
100		1x	UNALLOCATED
100	1111	00	<a href="#">SMUSD, SMUSDX</a> — <a href="#">SMUSD</a>
100	1111	01	<a href="#">SMUSD, SMUSDX</a> — <a href="#">SMUSDX</a>
101	!= 1111	00	<a href="#">SMMLA, SMMLAR</a> — <a href="#">SMMLA</a>
101	!= 1111	01	<a href="#">SMMLA, SMMLAR</a> — <a href="#">SMMLAR</a>
101		1x	UNALLOCATED
101	1111	00	<a href="#">SMMUL, SMMULR</a> — <a href="#">SMMUL</a>
101	1111	01	<a href="#">SMMUL, SMMULR</a> — <a href="#">SMMULR</a>
110		00	<a href="#">SMMLS, SMMLSR</a> — <a href="#">SMMLS</a>
110		01	<a href="#">SMMLS, SMMLSR</a> — <a href="#">SMMLSR</a>
110		1x	UNALLOCATED
111	!= 1111	00	<a href="#">USADA8</a>
111		01	UNALLOCATED
111		1x	UNALLOCATED
111	1111	00	<a href="#">USAD8</a>

## Long multiply and divide

These instructions are under [32-bit](#).

15	14	13	12	11	10	9	8	7	6	5	4	3	2	1	0	15	14	13	12	11	10	9	8	7	6	5	4	3	2	1	0
1	1	1	1	1	0	1	1	1	op1			Rn			RdLo			RdHi			op2			Rm							

Decode fields		Instruction Details	
op1	op2		
000	!= 0000	UNALLOCATED	
000	0000	<a href="#">SMULL, SMULLS</a>	
001	!= 1111	UNALLOCATED	
001	1111	<a href="#">SDIV</a>	
010	!= 0000	UNALLOCATED	
010	0000	<a href="#">UMULL, UMULLS</a>	
011	!= 1111	UNALLOCATED	
011	1111	<a href="#">UDIV</a>	
100	0000	<a href="#">SMLAL, SMLALS</a>	
100	0001	UNALLOCATED	
100	001x	UNALLOCATED	
100	01xx	UNALLOCATED	
100	1000	<a href="#">SMLALBB, SMLALBT, SMLALTB, SMLALTT</a> — <a href="#">SMLALBB</a>	
100	1001	<a href="#">SMLALBB, SMLALBT, SMLALTB, SMLALTT</a> — <a href="#">SMLALBT</a>	
100	1010	<a href="#">SMLALBB, SMLALBT, SMLALTB, SMLALTT</a> — <a href="#">SMLALTB</a>	



Decode fields		Instruction Details
op1	op2	
100	1011	<a href="#">SMLALBB, SMLALBT, SMLALTB, SMLALTT</a> — <a href="#">SMLALTT</a>
100	1100	<a href="#">SMLALD, SMLALDX</a> — <a href="#">SMLALD</a>
100	1101	<a href="#">SMLALD, SMLALDX</a> — <a href="#">SMLALDX</a>
100	111x	UNALLOCATED
101	0xxx	UNALLOCATED
101	10xx	UNALLOCATED
101	1100	<a href="#">SMLS LD, SMLS LDx</a> — <a href="#">SMLS LD</a>
101	1101	<a href="#">SMLS LD, SMLS LDx</a> — <a href="#">SMLS LDx</a>
101	111x	UNALLOCATED
110	0000	<a href="#">UMLAL, UMLALS</a>
110	0001	UNALLOCATED
110	001x	UNALLOCATED
110	010x	UNALLOCATED
110	0110	<a href="#">UMAAL</a>
110	0111	UNALLOCATED
110	1xxx	UNALLOCATED
111		UNALLOCATED

Internal version only: isa v01\_31, pseudocode v2024-03\_rel ; Build timestamp: 2024-03-25T10:05

Copyright © 2010-2024 Arm Limited or its affiliates. All rights reserved. This document is Non-Confidential.

# Shared Pseudocode Functions

This page displays common pseudocode functions shared by many pages

## Pseudocodes

### Library pseudocode for aarch32/at/AArch32.AT

```
// AArch32.AT()
// =====
// Perform address translation as per AT instructions.

AArch32.AT(bits(32) vaddress, TranslationStage stage_in, bits(2) el, ATAccess ataccess)
    TranslationStage stage = stage_in;
    SecurityState ss;
    Regime regime;
    boolean eae;

    // ATs1Hx instructions
    if el == EL2 then
        regime = Regime\_EL2;
        eae = TRUE;
        ss = SS\_NonSecure;

    // ATs1Cxx instructions
    elseif stage == TranslationStage\_1 || (stage == TranslationStage\_12 && !HaveEL(EL2)) then
        stage = TranslationStage\_1;
        ss = SecurityStateAtEL(PSTATE.EL);
        regime = if ss == SS\_Secure && ELUsingAArch32(EL3) then Regime\_EL30 else Regime\_EL10;
        eae = TTBCR.EAE == '1';

    // ATs12NSOxx instructions
    else
        regime = Regime\_EL10;
        eae = if HaveAArch32EL(EL3) then TTBCR_NS.EAE == '1' else TTBCR.EAE == '1';
        ss = SS\_NonSecure;

    AddressDescriptor addrdesc;
    SDFTYPE sdftype;
    boolean aligned = TRUE;
    bit supersection = '0';

    accdesc = CreateAccDescAT(ss, el, ataccess);

    // Prepare fault fields in case a fault is detected
    fault = NoFault(accdesc);

    if eae then
        (fault, addrdesc) = AArch32.S1TranslateLD(fault, regime, vaddress, aligned, accdesc);
    else
        (fault, addrdesc, sdftype) = AArch32.S1TranslateSD(fault, regime, vaddress, aligned,
            accdesc);
        supersection = if sdftype == SDFTYPE\_Supersection then '1' else '0';

    // ATs12NSOxx instructions
    if stage == TranslationStage\_12 && fault.statuscode == Fault\_None then
        (fault, addrdesc) = AArch32.S2Translate(fault, addrdesc, aligned, accdesc);

    if fault.statuscode != Fault\_None then
        // Take exception on External abort or when a fault occurs on translation table walk
        if IsExternalAbort(fault) || (PSTATE.EL == EL1 && EL2Enabled() && fault.s2fslwalk) then
            PAR = bits(64) UNKNOWN;
            AArch32.Abort(vaddress, fault);

    addrdesc.fault = fault;

    if (eae || (stage == TranslationStage\_12 && (HCR.VM == '1' || HCR.DC == '1'))
        || (stage == TranslationStage\_1 && el != EL2 && PSTATE.EL == EL2)) then
        AArch32.EncodePARLD(addrdesc, ss);
    else
        AArch32.EncodePARSD(addrdesc, supersection, ss);
    return;
```

## Library pseudocode for aarch32/at/AArch32.EncodePARLD

```
// AArch32.EncodePARLD()
// =====
// Returns 64-bit format PAR on address translation instruction.

AArch32.EncodePARLD(AddressDescriptor addrdesc, SecurityState ss)

    if !IsFault(addrdesc) then
        bit ns;
        if ss == SS_NonSecure then
            ns = bit UNKNOWN;
        elsif addrdesc.paddress.paspace == PAS_Secure then
            ns = '0';
        else
            ns = '1';
        PAR.F = '0';
        PAR.SH = ReportedPARShareability(PAREncodeShareability(addrdesc.memattrs));
        PAR.NS = ns;
        PAR<10> = bit IMPLEMENTATION_DEFINED "Non-Faulting PAR"; // IMPDEF
        PAR.LPAE = '1';
        PAR.PA = addrdesc.paddress.address<39:12>;
        PAR.ATTR = ReportedPARAttrs(EncodePARAttrs(addrdesc.memattrs));
    else
        PAR.F = '1';
        PAR.FST = AArch32.PARFaultStatusLD(addrdesc.fault);
        PAR.S2WLK = if addrdesc.fault.s2fslwalk then '1' else '0';
        PAR.FSTAGE = if addrdesc.fault.secondstage then '1' else '0';
        PAR.LPAE = '1';
        PAR<63:48> = bits(16) IMPLEMENTATION_DEFINED "Faulting PAR"; // IMPDEF
    return;
```

## Library pseudocode for aarch32/at/AArch32.EncodePARSD

```
// AArch32.EncodePARSD()
// =====
// Returns 32-bit format PAR on address translation instruction.

AArch32.EncodePARSD(AddressDescriptor addrdesc_in, bit supersection, SecurityState ss)
    AddressDescriptor addrdesc = addrdesc_in;
    if !IsFault(addrdesc) then
        if (addrdesc.memattrs.memtype == MemType_Device ||
            (addrdesc.memattrs.inner.attrs == MemAttr_NC &&
             addrdesc.memattrs.outer.attrs == MemAttr_NC)) then
            addrdesc.memattrs.shareability = Shareability_OSH;
        bit ns;
        if ss == SS_NonSecure then
            ns = bit UNKNOWN;
        elsif addrdesc.paddress.paspace == PAS_Secure then
            ns = '0';
        else
            ns = '1';
        bits(2) sh = if addrdesc.memattrs.shareability != Shareability_NSH then '01' else '00';
        PAR.F = '0';
        PAR.SS = supersection;
        PAR.Outer = AArch32.ReportedOuterAttrs(AArch32.PAROuterAttrs(addrdesc.memattrs));
        PAR.Inner = AArch32.ReportedInnerAttrs(AArch32.PARInnerAttrs(addrdesc.memattrs));
        PAR.SH = ReportedPARShareability(sh);
        PAR<8> = bit IMPLEMENTATION_DEFINED "Non-Faulting PAR"; // IMPDEF
        PAR.NS = ns;
        PAR.NOS = if addrdesc.memattrs.shareability == Shareability_OSH then '0' else '1';
        PAR.LPAE = '0';
        PAR.PA = addrdesc.paddress.address<39:12>;
    else
        PAR.F = '1';
        PAR.FST = AArch32.PARFaultStatusSD(addrdesc.fault);
        PAR.LPAE = '0';
        PAR<31:16> = bits(16) IMPLEMENTATION_DEFINED "Faulting PAR"; // IMPDEF
    return;
```

## Library pseudocode for aarch32/at/AArch32.PARFaultStatusLD

```
// AArch32.PARFaultStatusLD()
// =====
// Fault status field decoding of 64-bit PAR

bits(6) AArch32.PARFaultStatusLD(FaultRecord fault)
    bits(6) syndrome;

    if fault.statuscode == Fault\_Domain then
        // Report Domain fault
        assert fault.level IN {1,2};
        syndrome<1:0> = if fault.level == 1 then '01' else '10';
        syndrome<5:2> = '1111';
    else
        syndrome = EncodeLDFSC(fault.statuscode, fault.level);
    return syndrome;
```

## Library pseudocode for aarch32/at/AArch32.PARFaultStatusSD

```
// AArch32.PARFaultStatusSD()
// =====
// Fault status field decoding of 32-bit PAR.

bits(6) AArch32.PARFaultStatusSD(FaultRecord fault)
    bits(6) syndrome;

    syndrome<5> = if IsExternalAbort(fault) then fault.extflag else '0';
    syndrome<4:0> = EncodeSDFSC(fault.statuscode, fault.level);
    return syndrome;
```

## Library pseudocode for aarch32/at/AArch32.PARInnerAttrs

```
// AArch32.PARInnerAttrs()
// =====
// Convert orthogonal attributes and hints to 32-bit PAR Inner field.

bits(3) AArch32.PARInnerAttrs(MemoryAttributes memattrs)
    bits(3) result;

    if memattrs.memtype == MemType\_Device then
        if memattrs.device == DeviceType\_nGnRnE then
            result = '001'; // Non-cacheable
        elsif memattrs.device == DeviceType\_nGnRE then
            result = '011'; // Non-cacheable
    else
        MemAttrHints inner = memattrs.inner;
        if inner.attrs == MemAttr\_NC then
            result = '000'; // Non-cacheable
        elsif inner.attrs == MemAttr\_WB && inner.hints<0> == '1' then
            result = '101'; // Write-Back, Write-Allocate
        elsif inner.attrs == MemAttr\_WT then
            result = '110'; // Write-Through
        elsif inner.attrs == MemAttr\_WB && inner.hints<0> == '0' then
            result = '111'; // Write-Back, no Write-Allocate
    return result;
```

## Library pseudocode for aarch32/at/AArch32.PAROuterAttrs

```
// AArch32.PAROuterAttrs()
// =====
// Convert orthogonal attributes and hints to 32-bit PAR Outer field.

bits(2) AArch32.PAROuterAttrs(MemoryAttributes memattrs)
    bits(2) result;

    if memattrs.memtype == MemType_Device then
        result = bits(2) UNKNOWN;
    else
        MemAttrHints outer = memattrs.outer;
        if outer.attrs == MemAttr_NC then
            result = '00'; // Non-cacheable
        elseif outer.attrs == MemAttr_WB && outer.hints<0> == '1' then
            result = '01'; // Write-Back, Write-Allocate
        elseif outer.attrs == MemAttr_WT && outer.hints<0> == '0' then
            result = '10'; // Write-Through, no Write-Allocate
        elseif outer.attrs == MemAttr_WB && outer.hints<0> == '0' then
            result = '11'; // Write-Back, no Write-Allocate
        return result;
```

## Library pseudocode for aarch32/at/AArch32.ReportedInnerAttrs

```
// AArch32.ReportedInnerAttrs()
// =====
// The value returned in this field can be the resulting attribute, as determined by any permitted
// implementation choices and any applicable configuration bits, instead of the value that appears
// in the translation table descriptor.

bits(3) AArch32.ReportedInnerAttrs(bits(3) attrs);
```

## Library pseudocode for aarch32/at/AArch32.ReportedOuterAttrs

```
// AArch32.ReportedOuterAttrs()
// =====
// The value returned in this field can be the resulting attribute, as determined by any permitted
// implementation choices and any applicable configuration bits, instead of the value that appears
// in the translation table descriptor.

bits(2) AArch32.ReportedOuterAttrs(bits(2) attrs);
```



```

// AArch32.DC()
// =====
// Perform Data Cache Operation.

AArch32.DC(bits(32) regval, CacheOp cacheop, CacheOpScope opscope)
    CacheRecord cache;

cache.acctype = AccessType\_DC;
cache.cacheop = cacheop;
cache.opscope = opscope;
cache.cachetype = CacheType\_Data;
cache.security = SecurityStateAtEL(PSTATE.EL);

if opscope == CacheOpScope\_SetWay then
    cache.shareability = Shareability\_NSH;
    (cache.setnum, cache.waynum, cache.level) = DecodeSW(ZeroExtend(regval, 64),
        CacheType\_Data);

    if (cacheop == CacheOp\_Invalidate && PSTATE.EL == EL1 && EL2Enabled() &&
        ((ELUsingAArch32(EL2) && (HCR_EL2.SWIO == '1' || HCR_EL2.<DC,VM> != '00')) ||
        (ELUsingAArch32(EL2) && (HCR.SWIO == '1' || HCR.<DC,VM> != '00')))) then
        cache.cacheop = CacheOp\_CleanInvalidate;
        CACHE\_OP(cache);
        return;

if EL2Enabled() then
    if PSTATE.EL IN {EL0, EL1} then
        cache.is_vmid_valid = TRUE;
        cache.vmid = VMID[];
    else
        cache.is_vmid_valid = FALSE;
else
    cache.is_vmid_valid = FALSE;

if PSTATE.EL == EL0 then
    cache.is_asid_valid = TRUE;
    cache.asid = ASID[];
else
    cache.is_asid_valid = FALSE;

need_translate = DCInstNeedsTranslation(opscope);
vaddress = regval;

size = 0; // by default no watchpoint address
if cacheop == CacheOp\_Invalidate then
    size = integer IMPLEMENTATION_DEFINED "Data Cache Invalidate Watchpoint Size";
    assert size >= 4*(2^(UInt(CTR_EL0.DminLine))) && size <= 2048;
    assert UInt(size<32:0> AND (size-1)<32:0>) == 0; // size is power of 2
    vaddress = Align(regval, size);

cache.translated = need_translate;
cache.vaddress = ZeroExtend(vaddress, 64);

if need_translate then
    boolean aligned = TRUE;
    AccessDescriptor accdesc = CreateAccDescDC(cache);
    AddressDescriptor memaddrdesc = AArch32.TranslateAddress(vaddress, accdesc, aligned, size);
    if IsFault(memaddrdesc) then
        AArch32.Abort(regval, memaddrdesc.fault);

    cache.paddress = memaddrdesc.paddress;
    if opscope == CacheOpScope\_PoC then
        cache.shareability = memaddrdesc.memattrs.shareability;
    else
        cache.shareability = Shareability\_NSH;
else
    cache.shareability = Shareability\_UNKNOWN;
    cache.paddress = FullAddress\_UNKNOWN;

if (cacheop == CacheOp\_Invalidate && PSTATE.EL == EL1 && EL2Enabled() &&

```



```

        ((!ELUsingAArch32(EL2) && HCR_EL2.<DC,VM> != '00') ||
        (ELUsingAArch32(EL2) && HCR.<DC,VM> != '00')) then
    cache.cacheop = CacheOp\_CleanInvalidate;

    CACHE\_OP(cache);
    return;

```

## Library pseudocode for aarch32/debug/VCRMatch/AArch32.VCRMatch

```

// AArch32.VCRMatch()
// =====

boolean AArch32.VCRMatch(bits(32) vaddress)

    boolean match;
    if UsingAArch32() && ELUsingAArch32(EL1) && PSTATE.EL != EL2 then
        // Each bit position in this string corresponds to a bit in DBGVCR and an exception vector.
        match_word = Zeros(32);

        ss = CurrentSecurityState();
        if vaddress<31:5> == ExcVectorBase()<31:5> then
            if HaveEL(EL3) && ss == SS\_NonSecure then
                match_word<UInt(vaddress<4:2>) + 24> = '1';           // Non-secure vectors
            else
                match_word<UInt(vaddress<4:2>) + 0> = '1';           // Secure vectors (or no EL3)

        if (HaveEL(EL3) && ELUsingAArch32(EL3) && vaddress<31:5> == MVBAR<31:5> &&
            ss == SS\_Secure) then
            match_word<UInt(vaddress<4:2>) + 8> = '1';           // Monitor vectors

        // Mask out bits not corresponding to vectors.
        bits(32) mask;
        if !HaveEL(EL3) then
            mask = '00000000':'00000000':'00000000':'11011110'; // DBGVCR[31:8] are RES0
        elseif !ELUsingAArch32(EL3) then
            mask = '11011110':'00000000':'00000000':'11011110'; // DBGVCR[15:8] are RES0
        else
            mask = '11011110':'00000000':'11011100':'11011110';

        match_word = match_word AND DBGVCR AND mask;
        match = !IsZero(match_word);

        // Check for UNPREDICTABLE case - match on Prefetch Abort and Data Abort vectors
        if !IsZero(match_word<28:27,12:11,4:3>) && DebugTarget() == PSTATE.EL then
            match = ConstrainUnpredictableBool(Unpredictable\_VCMATCHDAPA);

        if !IsZero(vaddress<1:0>) && match then
            match = ConstrainUnpredictableBool(Unpredictable\_VCMATCHHALF);
    else
        match = FALSE;

    return match;

```

## Library pseudocode for aarch32/debug/authentication/AArch32.SelfHostedSecurePrivilegedInvasiveDebugEnabled

```

// AArch32.SelfHostedSecurePrivilegedInvasiveDebugEnabled()
// =====

boolean AArch32.SelfHostedSecurePrivilegedInvasiveDebugEnabled()
    // The definition of this function is IMPLEMENTATION DEFINED.
    // In the recommended interface, AArch32.SelfHostedSecurePrivilegedInvasiveDebugEnabled returns
    // the state of the (DBGEN AND SPIDEN) signal.
    if !HaveEL(EL3) && NonSecureOnlyImplementation() then return FALSE;
    return DBGEN == Signal\_High && SPIDEN == Signal\_High;

```

## Library pseudocode for aarch32/debug/breakpoint/AArch32.BreakpointMatch

```
// AArch32.BreakpointMatch()
// =====
// Breakpoint matching in an AArch32 translation regime.

(boolean,boolean) AArch32.BreakpointMatch(integer n, bits(32) vaddress, AccessDescriptor accdesc,
                                           integer size)

assert ELUsingAArch32\(S1TranslationRegime\)();
assert n < NumBreakpointsImplemented();

enabled      = DBGBCR[n].E == '1';
isbreakpnt   = TRUE;
linked       = DBGBCR[n].BT IN {'0x01'};
linked_to    = FALSE;
linked_n     = UInt(DBGBCR[n].LBN);

state_match  = AArch32.StateMatch(DBGBCR[n].SSC, DBGBCR[n].HMC, DBGBCR[n].PMC,
                                linked, linked_n, isbreakpnt, accdesc);
(value_match, value_mismatch) = AArch32.BreakpointValueMatch(n, vaddress, linked_to);

if size == 4 then                                // Check second halfword
    // If the breakpoint address and BAS of an Address breakpoint match the address of the
    // second halfword of an instruction, but not the address of the first halfword, it is
    // CONSTRAINED UNPREDICTABLE whether or not this breakpoint generates a Breakpoint debug
    // event.
    (match_i, mismatch_i) = AArch32.BreakpointValueMatch(n, vaddress + 2, linked_to);

    if !value_match && match_i then
        value_match = ConstrainUnpredictableBool(Unpredictable\_BPMATCHHALF);

    if value_mismatch && !mismatch_i then
        value_mismatch = ConstrainUnpredictableBool(Unpredictable\_BPMISMATCHHALF);

if vaddress<1> == '1' && DBGBCR[n].BAS == '1111' then
    // The above notwithstanding, if DBGBCR[n].BAS == '1111', then it is CONSTRAINED
    // UNPREDICTABLE whether or not a Breakpoint debug event is generated for an instruction
    // at the address DBGBCR[n]+2.
    if value_match then
        value_match = ConstrainUnpredictableBool(Unpredictable\_BPMATCHHALF);

    if !value_mismatch then
        value_mismatch = ConstrainUnpredictableBool(Unpredictable\_BPMISMATCHHALF);

match      = value_match && state_match && enabled;
mismatch   = value_mismatch && state_match && enabled;

return (match, mismatch);
```



```

// AArch32.BreakpointValueMatch()
// =====
// The first result is whether an Address Match or Context breakpoint is programmed on the
// instruction at "address". The second result is whether an Address Mismatch breakpoint is
// programmed on the instruction, that is, whether the instruction should be stepped.

(boolean, boolean) AArch32.BreakpointValueMatch(integer n_in, bits(32) vaddress, boolean linked_to)

    // "n" is the identity of the breakpoint unit to match against.
    // "vaddress" is the current instruction address, ignored if linked_to is TRUE and for Context
    // matching breakpoints.
    // "linked_to" is TRUE if this is a call from StateMatch for linking.
    integer n = n_in;
    Constraint c;

    // If a non-existent breakpoint then it is CONSTRAINED UNPREDICTABLE whether this gives
    // no match or the breakpoint is mapped to another UNKNOWN implemented breakpoint.
    if n >= NumBreakpointsImplemented() then
        (c, n) = ConstrainUnpredictableInteger(0, NumBreakpointsImplemented() - 1,
            Unpredictable\_BPNOTIMPL);
        assert c IN {Constraint\_DISABLED, Constraint\_UNKNOWN};
        if c == Constraint\_DISABLED then return (FALSE, FALSE);

    // If this breakpoint is not enabled, it cannot generate a match.
    // (This could also happen on a call from StateMatch for linking).
    if DBGBCR[n].E == '0' then return (FALSE, FALSE);

    dbgtype = DBGBCR[n].BT;

    (c, dbgtype) = AArch32.ReservedBreakpointType(n, dbgtype);
    if c == Constraint\_DISABLED then return (FALSE, FALSE);
    // Otherwise the dbgtype value returned by AArch32.ReservedBreakpointType is valid.

    // Determine what to compare against.
    match_addr      = (dbgtype IN {'0x0x'});
    mismatch        = (dbgtype IN {'010x'});
    match_vmid      = (dbgtype IN {'10xx'});
    match_cid1      = (dbgtype IN {'xx1x'});
    match_cid2      = (dbgtype IN {'11xx'});
    linking_enabled = (dbgtype IN {'xxx1'});

    // If called from StateMatch, is is CONSTRAINED UNPREDICTABLE if the
    // breakpoint is not programmed with linking enabled.
    if linked_to && !linking_enabled then
        if !ConstrainUnpredictableBool(Unpredictable\_BPLINKINGDISABLED) then
            return (FALSE, FALSE);

    // If called from BreakpointMatch return FALSE for Linked context ID and/or VMID matches.
    if !linked_to && linking_enabled && !match_addr then
        return (FALSE, FALSE);

    boolean bvr_match = FALSE;
    boolean bxvr_match = FALSE;

    // Do the comparison.
    if match_addr then
        integer byte = UInt(vaddress<1:0>);
        assert byte IN {0,2}; // "vaddress" is halfword aligned

        boolean byte_select_match = (DBGBCR[n].BAS<byte> == '1');
        bvr_match = (vaddress<31:2> == DBGBCR[n]<31:2>) && byte_select_match;

    elseif match_cid1 then
        bvr_match = (PSTATE.EL != EL2 && CONTEXTIDR == DBGBCR[n]<31:0>);

    if match_vmid then
        bits(16) vmid;
        bits(16) bvr_vmid;

        if ELUsingAArch32(EL2) then

```

```

        vmid = ZeroExtend(VTTBR.VMID, 16);
        bvr_vmid = ZeroExtend(DBGXVR[n]<7:0>, 16);
    elseif !IsFeatureImplemented(FEAT_VMID16) || VTCR_EL2.VS == '0' then
        vmid = ZeroExtend(VTTBR_EL2.VMID<7:0>, 16);
        bvr_vmid = ZeroExtend(DBGXVR[n]<7:0>, 16);
    else
        vmid = VTTBR_EL2.VMID;
        bvr_vmid = DBGXVR[n]<15:0>;

    bxvr_match = (PSTATE.EL IN {EL0, EL1} && EL2Enabled() && vmid == bvr_vmid);

elseif match_cid2 then
    bxvr_match = (PSTATE.EL != EL3 && EL2Enabled() && !ELUsingAArch32(EL2) &&
        DBGXVR[n]<31:0> == CONTEXTIDR_EL2<31:0>);

bvr_match_valid = (match_addr || match_cid1);
bxvr_match_valid = (match_vmid || match_cid2);

match = (!bxvr_match_valid || bxvr_match) && (!bvr_match_valid || bvr_match);

return (match && !mismatch, !match && mismatch);

```

### Library pseudocode for aarch32/debug/breakpoint/AArch32.ReservedBreakpointType

```

// AArch32.ReservedBreakpointType()
// =====
// Checks if the given DBGBCR<n>.BT value is reserved and will generate Constrained Unpredictable
// behavior, otherwise returns Constraint_NONE.

(Constraint, bits(4)) AArch32.ReservedBreakpointType(integer n, bits(4) bt_in)
    bits(4) bt      = bt_in;
    boolean reserved = FALSE;
    context_aware = IsContextAwareBreakpoint(n);

    // Address mismatch
    if bt IN {'010x'} && HaltOnBreakpointOrWatchpoint() then
        reserved = TRUE;

    // Context matching
    if !(bt IN {'0x0x'}) && !context_aware then
        reserved = TRUE;

    // EL2 extension
    if bt IN {'1xxx'} && !HaveEL(EL2) then
        reserved = TRUE;

    // Context matching
    if (bt IN {'011x', '11xx'} && !IsFeatureImplemented(FEAT_VHE) &&
        !IsFeatureImplemented(FEAT_Debugv8p2)) then
        reserved = TRUE;

    if reserved then
        Constraint c;
        (c, bt) = ConstrainUnpredictableBits(Unpredictable_RESBPTYPE, 4);
        assert c IN {Constraint_DISABLED, Constraint_UNKNOWN};
        if c == Constraint_DISABLED then
            return (c, bits(4) UNKNOWN);
        // Otherwise the value returned by ConstrainUnpredictableBits must be a not-reserved value

    return (Constraint_NONE, bt);

```



```

// AArch32.StateMatch()
// =====
// Determine whether a breakpoint or watchpoint is enabled in the current mode and state.

boolean AArch32.StateMatch(bits(2) ssc_in, bit hmc_in, bits(2) pxc_in, boolean linked_in,
                           integer linked_n_in, boolean isbreakpnt, AccessDescriptor accdesc)

// "ssc_in","hmc_in","pxc_in" are the control fields from the DBGBCR[n] or DBGWCR[n] register.
// "linked_in" is TRUE if this is a linked breakpoint/watchpoint type.
// "linked_n_in" is the linked breakpoint number from the DBGBCR[n] or DBGWCR[n] register.
// "isbreakpnt" is TRUE for breakpoints, FALSE for watchpoints.
// "accdesc" describes the properties of the access being matched.
bit hmc      = hmc_in;
bits(2) ssc   = ssc_in;
bits(2) pxc   = pxc_in;
boolean linked = linked_in;
integer linked_n = linked_n_in;

// If parameters are set to a reserved type, behaves as either disabled or a defined type
Constraint c;
// SSCE value discarded as there is no SSCE bit in AArch32.
(c, ssc, -, hmc, pxc) = CheckValidStateMatch(ssc, '0', hmc, pxc, isbreakpnt);
if c == Constraint\_DISABLED then return FALSE;
// Otherwise the hmc,ssc,pxc values are either valid or the values returned by
// CheckValidStateMatch are valid.

pl2_match = HaveEL(EL2) && ((hmc == '1' && (ssc:pxc != '1000')) || ssc == '11');
pl1_match = pxc<0> == '1';
pl0_match = pxc<1> == '1';
ssu_match = isbreakpnt && hmc == '0' && pxc == '00' && ssc != '11';

boolean priv_match;
if ssu_match then
    priv_match = PSTATE.M IN {M32\_User,M32\_Svc,M32\_System};
else
    case accdesc.el of
        when EL3 priv_match = pl1_match;           // EL3 and EL1 are both PL1
        when EL2 priv_match = pl2_match;
        when EL1 priv_match = pl1_match;
        when EL0 priv_match = pl0_match;

// Security state match
boolean ss_match;
case ssc of
    when '00' ss_match = TRUE;                      // Both
    when '01' ss_match = accdesc.ss == SS\_NonSecure; // Non-secure only
    when '10' ss_match = accdesc.ss == SS\_Secure;    // Secure only
    when '11' ss_match = (hmc == '1' || accdesc.ss == SS\_Secure); // HMC=1 -> Both,
                                                                // HMC=0 -> Secure only

boolean linked_match = FALSE;

if linked then
    // "linked_n" must be an enabled context-aware breakpoint unit.
    // If it is not context-aware then it is CONSTRAINED UNPREDICTABLE whether
    // this gives no match, gives a match without linking, or linked_n is mapped to some
    // UNKNOWN breakpoint that is context-aware.
    if IsContextAwareBreakpoint(linked_n) then
        (first_ctx_cmp, last_ctx_cmp) = ContextAwareBreakpointRange();
        (c, linked_n) = ConstrainUnpredictableInteger(first_ctx_cmp, last_ctx_cmp,
                                                       Unpredictable\_BPNOTCTXCMP);
        assert c IN {Constraint\_DISABLED, Constraint\_NONE, Constraint\_UNKNOWN};

        case c of
            when Constraint\_DISABLED return FALSE; // Disabled
            when Constraint\_NONE linked = FALSE;   // No linking
            // Otherwise ConstrainUnpredictableInteger returned a context-aware breakpoint

vaddress = bits(32) UNKNOWN;
linked_to = TRUE;

```

```

(linked_match,-) = AArch32.BreakpointValueMatch(linked_n, vaddress, linked_to);

return priv_match && ss_match && (!linked || linked_match);

```

### Library pseudocode for aarch32/debug/enables/AArch32.GenerateDebugExceptions

```

// AArch32.GenerateDebugExceptions()
// =====

boolean AArch32.GenerateDebugExceptions()
    ss = CurrentSecurityState();
    return AArch32.GenerateDebugExceptionsFrom(PSTATE.EL, ss);

```

### Library pseudocode for aarch32/debug/enables/AArch32.GenerateDebugExceptionsFrom

```

// AArch32.GenerateDebugExceptionsFrom()
// =====

boolean AArch32.GenerateDebugExceptionsFrom(bits(2) from_el, SecurityState from_state)

    if !ELUsingAArch32(DebugTargetFrom(from_state)) then
        mask = '0'; // No PSTATE.D in AArch32 state
        return AArch64.GenerateDebugExceptionsFrom(from_el, from_state, mask);

    if DBGOSLSR.OSLK == '1' || DoubleLockStatus() || Halted() then
        return FALSE;

    boolean enabled;
    if HaveEL(EL3) && from_state == SS\_Secure then
        assert from_el != EL2; // Secure EL2 always uses AArch64
        if IsSecureEL2Enabled() then
            // Implies that EL3 and EL2 both using AArch64
            enabled = MDCR_EL3.SDD == '0';
        else
            spd = if ELUsingAArch32(EL3) then SDCR.SPD else MDCR_EL3.SPD32;
            if spd<1> == '1' then
                enabled = spd<0> == '1';
            else
                // SPD == 0b01 is reserved, but behaves the same as 0b00.
                enabled = AArch32.SelfHostedSecurePrivilegedInvasiveDebugEnabled();
        if from_el == ELO then enabled = enabled || SDER.SUIDEN == '1';
    else
        enabled = from_el != EL2;

    return enabled;

```



## Library pseudocode for aarch32/debug/pmu/AArch32.IncrementCycleCounter

```
// AArch32.IncrementCycleCounter()
// =====
// Increment the cycle counter and possibly set overflow bits.

AArch32.IncrementCycleCounter()
    if !CountPMUEvents\(CYCLE\_COUNTER\_ID\) then return;
    bit d = PMCR.D; // Check divide-by-64
    bit lc = PMCR.LC;
    // Effective value of 'D' bit is 0 when Effective value of LC is '1'
    if lc == '1' then d = '0';
    if d == '1' && !HasElapsed64Cycles\(\) then return;

    integer old_value = UInt(PMCCNTR);
    integer new_value = old_value + 1;
    PMCCNTR = new_value<63:0>;

    constant integer ovflw = if lc == '1' then 64 else 32;

    if old_value<64:ovflw> != new_value<64:ovflw> then
        PMOVSSET.C = '1';
        PMOVSR.C = '1';

    return;
```

## Library pseudocode for aarch32/debug/pmu/AArch32.IncrementEventCounter

```
// AArch32.IncrementEventCounter()
// =====
// Increment the specified event counter 'idx' by the specified amount 'increment'.
// 'Vm' is the value event counter 'idx-1' is being incremented by if 'idx' is odd,
// zero otherwise.
// Returns the amount the counter was incremented by.

integer AArch32.IncrementEventCounter(integer idx, integer increment_in, integer Vm)
    if HaveAArch64\(\) then
        // Force the counter to be incremented as a 64-bit counter.
        return AArch64.IncrementEventCounter(idx, increment_in, Vm);

    // In this model, event counters in an AArch32-only implementation are 32 bits and
    // the LP bits are RES0 in this model, even if FEAT_PMUv3p5 is implemented.
    integer old_value;
    integer new_value;

    old_value = UInt(PMEVCNTR[idx]);
    integer increment = PMUCountValue(idx, increment_in, Vm);
    new_value = old_value + increment;

    PMEVCNTR[idx] = new_value<31:0>;
    constant integer ovflw = 32;

    if old_value<64:ovflw> != new_value<64:ovflw> then
        PMOVSSET<idx> = '1';
        PMOVSR<idx> = '1';
        // Check for the CHAIN event from an even counter
        if idx<0> == '0' && idx + 1 < GetNumEventCounters\(\) then
            PMUEvent(PMU_EVENT_CHAIN, 1, idx + 1);

    return increment;
```

## Library pseudocode for aarch32/debug/pmu/AArch32.PMUCycle

```
// AArch32.PMUCycle()
// =====
// Called at the end of each cycle to increment event counters and
// check for PMU overflow. In pseudocode, a cycle ends after the
// execution of the operational pseudocode.

AArch32.PMUCycle()
    if HaveAArch64\(\) then
        AArch64.PMUCycle\(\);
        return;

    if !IsFeatureImplemented(FEAT_PMUv3) then
        return;

    PMUEvent(PMU_EVENT_CPU_CYCLES);

    integer counters = GetNumEventCounters\(\);
    integer Vm = 0;
    if counters != 0 then
        for idx = 0 to counters - 1
            if CountPMUEvents(idx) then
                integer accumulated = PMUEventAccumulator[idx];
                if (idx MOD 2) == 0 then Vm = 0;
                Vm = AArch32.IncrementEventCounter(idx, accumulated, Vm);
                PMUEventAccumulator[idx] = 0;
    AArch32.IncrementCycleCounter();
    CheckForPMUOverflow();
```

## Library pseudocode for aarch32/debug/takeexceptiondbg/AArch32.EnterHypModeInDebugState

```
// AArch32.EnterHypModeInDebugState()
// =====
// Take an exception in Debug state to Hyp mode.

AArch32.EnterHypModeInDebugState(ExceptionRecord except)
    SynchronizeContext();
    assert HaveEL(EL2) && CurrentSecurityState() == SS\_NonSecure && ELUsingAArch32(EL2);

    AArch32.ReportHypEntry(except);
    AArch32.WriteMode(M32\_Hyp);
    SPSR\_curr[] = bits(32) UNKNOWN;
    ELR\_hyp = bits(32) UNKNOWN;
    // In Debug state, the PE always execute T32 instructions when in AArch32 state, and
    // PSTATE.{SS,A,I,F} are not observable so behave as UNKNOWN.
    PSTATE.T = '1'; // PSTATE.J is RES0
    PSTATE.<SS,A,I,F> = bits(4) UNKNOWN;
    DLR = bits(32) UNKNOWN;
    DSPSR = bits(32) UNKNOWN;
    if IsFeatureImplemented(FEAT_Debugv8p9) then
        DSPSR2 = bits(32) UNKNOWN;
    PSTATE.E = HSCTLR.EE;
    PSTATE.IL = '0';
    PSTATE.IT = '00000000';
    if IsFeatureImplemented(FEAT_SSBS) then PSTATE.SSBS = bit UNKNOWN;
    EDSCR.ERR = '1';
    UpdateEDSCRFields();

    EndOfInstruction();
```

## Library pseudocode for aarch32/debug/takeexceptiondbg/AArch32.EnterModeInDebugState

```
// AArch32.EnterModeInDebugState()
// =====
// Take an exception in Debug state to a mode other than Monitor and Hyp mode.

AArch32.EnterModeInDebugState(bits(5) target_mode)
    SynchronizeContext();
    assert ELUsingAArch32(EL1) && PSTATE.EL != EL2;

    if PSTATE.M == M32_Monitor then SCR.NS = '0';
    AArch32.WriteMode(target_mode);
    SPSR_curr[] = bits(32) UNKNOWN;
    R[14] = bits(32) UNKNOWN;
    // In Debug state, the PE always execute T32 instructions when in AArch32 state, and
    // PSTATE.{SS,A,I,F} are not observable so behave as UNKNOWN.
    PSTATE.T = '1'; // PSTATE.J is RES0
    PSTATE.<SS,A,I,F> = bits(4) UNKNOWN;
    DLR = bits(32) UNKNOWN;
    DSPSR = bits(32) UNKNOWN;
    if IsFeatureImplemented(FEAT_Debugv8p9) then
        DSPSR2 = bits(32) UNKNOWN;
    PSTATE.E = SCTL.R.EE;
    PSTATE.IL = '0';
    PSTATE.IT = '00000000';
    if IsFeatureImplemented(FEAT_PAN) && SCTL.R.SPAN == '0' then PSTATE.PAN = '1';
    if IsFeatureImplemented(FEAT_SSBS) then PSTATE.SSBS = bit UNKNOWN;
    EDSCR.ERR = '1';
    UpdateEDSCRFields(); // Update EDSCR processor state flags.

    EndOfInstruction();
```

## Library pseudocode for aarch32/debug/takeexceptiondbg/AArch32.EnterMonitorModeInDebugState

```
// AArch32.EnterMonitorModeInDebugState()
// =====
// Take an exception in Debug state to Monitor mode.

AArch32.EnterMonitorModeInDebugState()
    SynchronizeContext();
    assert HaveEL(EL3) && ELUsingAArch32(EL3);
    from_secure = CurrentSecurityState() == SS_Secure;
    if PSTATE.M == M32_Monitor then SCR.NS = '0';
    AArch32.WriteMode(M32_Monitor);
    SPSR_curr[] = bits(32) UNKNOWN;
    R[14] = bits(32) UNKNOWN;
    // In Debug state, the PE always execute T32 instructions when in AArch32 state, and
    // PSTATE.{SS,A,I,F} are not observable so behave as UNKNOWN.
    PSTATE.T = '1'; // PSTATE.J is RES0
    PSTATE.<SS,A,I,F> = bits(4) UNKNOWN;
    PSTATE.E = SCTL.R.EE;
    PSTATE.IL = '0';
    PSTATE.IT = '00000000';
    if IsFeatureImplemented(FEAT_PAN) then
        if !from_secure then
            PSTATE.PAN = '0';
        elsif SCTL.R.SPAN == '0' then
            PSTATE.PAN = '1';
    if IsFeatureImplemented(FEAT_SSBS) then PSTATE.SSBS = bit UNKNOWN;
    DLR = bits(32) UNKNOWN;
    DSPSR = bits(32) UNKNOWN;
    if IsFeatureImplemented(FEAT_Debugv8p9) then
        DSPSR2 = bits(32) UNKNOWN;
    EDSCR.ERR = '1';
    UpdateEDSCRFields(); // Update EDSCR processor state flags.

    EndOfInstruction();
```

## Library pseudocode for aarch32/debug/watchpoint/AArch32.WatchpointByteMatch

```
// AArch32.WatchpointByteMatch()
// =====

boolean AArch32.WatchpointByteMatch(integer n, bits(32) vaddress)
    constant integer dbgtop = 31;
    constant integer cmpbottom = if DBGWVR[n]<2> == '1' then 2 else 3; // Word or doubleword
    integer bottom = cmpbottom;
    constant integer select = UInt(vaddress<cmpbottom-1:0>);
    byte_select_match = (DBGWCR[n].BAS<select> != '0');
    mask = UInt(DBGWCR[n].MASK);

    // If DBGWCR[n].MASK is a nonzero value and DBGWCR[n].BAS is not set to '11111111', or
    // DBGWCR[n].BAS specifies a non-contiguous set of bytes behavior is CONSTRAINED
    // UNPREDICTABLE.
    if mask > 0 && !IsOnes(DBGWCR[n].BAS) then
        byte_select_match = ConstrainUnpredictableBool(Unpredictable\_WPMASKANDBAS);
    else
        LSB = (DBGWCR[n].BAS AND NOT(DBGWCR[n].BAS - 1)); MSB = (DBGWCR[n].BAS + LSB);
        if !IsZero(MSB AND (MSB - 1)) then // Not contiguous
            byte_select_match = ConstrainUnpredictableBool(Unpredictable\_WPBASCONTIGUOUS);
            bottom = 3; // For the whole doubleword

    // If the address mask is set to a reserved value, the behavior is CONSTRAINED UNPREDICTABLE.
    if mask > 0 && mask <= 2 then
        Constraint c;
        (c, mask) = ConstrainUnpredictableInteger(3, 31, Unpredictable\_RESWPMASK);
        assert c IN {Constraint\_DISABLED, Constraint\_NONE, Constraint\_UNKNOWN};
        case c of
            when Constraint\_DISABLED return FALSE; // Disabled
            when Constraint\_NONE mask = 0; // No masking
            // Otherwise the value returned by ConstrainUnpredictableInteger is a not-reserved value

    constant integer cmpmsb = dbgtop;
    constant integer cmplsb = if mask > bottom then mask else bottom;
    constant integer bottombit = bottom;
    boolean WVR_match = (vaddress<cmpmsb:cmplsb> == DBGWVR[n]<cmpmsb:cmplsb>);
    if mask > bottom then
        // If masked bits of DBGWVR[n] are not zero, the behavior is CONSTRAINED UNPREDICTABLE.
        if WVR_match && !IsZero(DBGWVR[n]<cmplsb-1:bottombit>) then
            WVR_match = ConstrainUnpredictableBool(Unpredictable\_WPMASKEDBITS);

    return (WVR_match && byte_select_match);
```

## Library pseudocode for aarch32/debug/watchpoint/AArch32.WatchpointMatch

```
// AArch32.WatchpointMatch()
// =====
// Watchpoint matching in an AArch32 translation regime.

boolean AArch32.WatchpointMatch(integer n, bits(32) vaddress, integer size,
                                AccessDescriptor accdesc)
    assert ELUsingAArch32\(S1TranslationRegime\(\)\);
    assert n < NumWatchpointsImplemented\(\);

    boolean enabled      = DBGWCR[n].E == '1';
    linked = DBGWCR[n].WT == '1';
    isbreakpnt = FALSE;
    linked_n = UInt(DBGWCR_EL1[n].LBN);
    state_match = AArch32.StateMatch(DBGWCR[n].SSC, DBGWCR[n].HMC, DBGWCR[n].PAC,
                                     linked, linked_n, isbreakpnt, accdesc);

    boolean ls_match;
    case DBGWCR[n].LSC<1:0> of
        when '00' ls_match = FALSE;
        when '01' ls_match = accdesc.read;
        when '10' ls_match = accdesc.write || accdesc.acctype == AccessType\_DC;
        when '11' ls_match = TRUE;

    boolean value_match = FALSE;
    for byte = 0 to size - 1
        value_match = value_match || AArch32.WatchpointByteMatch(n, vaddress + byte);

    return value_match && state_match && ls_match && enabled;
```

## Library pseudocode for aarch32/exceptions/aborts/AArch32.Abort

```
// AArch32.Abort()
// =====
// Abort and Debug exception handling in an AArch32 translation regime.

AArch32.Abort(bits(32) vaddress, FaultRecord fault)

    // Check if routed to AArch64 state
    route_to_aarch64 = PSTATE.EL == EL0 && !ELUsingAArch32\(EL1\);

    if !route_to_aarch64 && EL2Enabled\(\) && !ELUsingAArch32\(EL2\) then
        route_to_aarch64 = (HCR_EL2.TGE == '1' || IsSecondStage(fault) ||
                            (IsFeatureImplemented(FEAT_RAS) && HCR_EL2.TEA == '1' &&
                             IsExternalAbort(fault)) ||
                             (IsDebugException(fault) && MDCR_EL2.TDE == '1'));

    if !route_to_aarch64 && HaveEL\(EL3\) && !ELUsingAArch32\(EL3\) then
        route_to_aarch64 = EffectiveEA() == '1' && IsExternalAbort(fault);

    if route_to_aarch64 then
        AArch64.Abort(ZeroExtend(vaddress, 64), fault);
    elsif fault.accessdesc.acctype == AccessType\_IFETCH then
        AArch32.TakePrefetchAbortException(vaddress, fault);
    else
        AArch32.TakeDataAbortException(vaddress, fault);
```

## Library pseudocode for aarch32/exceptions/aborts/AArch32.AbortSyndrome

```
// AArch32.AbortSyndrome()
// =====
// Creates an exception syndrome record for Abort exceptions
// taken to Hyp mode
// from an AArch32 translation regime.

ExceptionRecord AArch32.AbortSyndrome(Exception exceptype, FaultRecord fault,
                                       bits(32) vaddress, bits(2) target_el)
    except = ExceptionSyndrome(exceptype);

    except.syndrome = AArch32.FaultSyndrome(exceptype, fault);
    except.vaddress = ZeroExtend(vaddress, 64);

    if IPAValid(fault) then
        except.ipavalid = TRUE;
        except.NS = if fault.ipaddress.paspace == PAS_NonSecure then '1' else '0';
        except.ipaddress = ZeroExtend(fault.ipaddress.address, 56);
    else
        except.ipavalid = FALSE;

    return except;
```

## Library pseudocode for aarch32/exceptions/aborts/AArch32.CheckPCAlignment

```
// AArch32.CheckPCAlignment()
// =====

AArch32.CheckPCAlignment()
    bits(32) pc = ThisInstrAddr(32);

    if (CurrentInstrSet() == InstrSet_A32 && pc<1> == '1') || pc<0> == '1' then
        if AArch32.GeneralExceptionsToAArch64() then AArch64.PCAlignmentFault();

        AccessDescriptor accdesc = CreateAccDescIFetch();
        FaultRecord fault = NoFault(accdesc);
        // Generate an Alignment fault Prefetch Abort exception
        fault.statuscode = Fault_Alignment;
        AArch32.Abort(pc, fault);
```

## Library pseudocode for aarch32/exceptions/aborts/AArch32.CommonFaultStatus

```
// AArch32.CommonFaultStatus()
// =====
// Return the common part of the fault status on reporting a Data
// or Prefetch Abort.

bits(32) AArch32.CommonFaultStatus(FaultRecord fault, boolean long_format)
    bits(32) target = Zeros(32);
    if IsFeatureImplemented(FEAT_RAS) && IsAsyncAbort(fault) then
        ErrorState errstate = PEErrState(fault);
        target<15:14> = AArch32.EncodeAsyncErrorSyndrome(errstate); // AET
    if IsExternalAbort(fault) then target<12> = fault.extflag; // ExT
    target<9> = if long_format then '1' else '0'; // LPAE
    if long_format then // Long-descriptor format
        target<5:0> = EncodeLDFSC(fault.statuscode, fault.level); // STATUS
    else // Short-descriptor format
        target<10,3:0> = EncodeSDFSC(fault.statuscode, fault.level); // FS
    return target;
```

## Library pseudocode for aarch32/exceptions/aborts/AArch32.ReportDataAbort

```
// AArch32.ReportDataAbort()
// =====
// Report syndrome information for aborts taken to modes other than Hyp mode.

AArch32.ReportDataAbort(boolean route_to_monitor, FaultRecord fault,
                        bits(32) vaddress)
    boolean long_format;
    if route_to_monitor && CurrentSecurityState() != SS\_Secure then
        long_format = ((TTBCR_S.EAE == '1') ||
                       (IsExternalSyncAbort(fault) && ((PSTATE.EL == EL2 || TTBCR.EAE == '1') ||
                       (fault.secondstage && (boolean IMPLEMENTATION_DEFINED
                       "Report abort using Long-descriptor format")))));
    else
        long_format = TTBCR.EAE == '1';
    bits(32) syndrome = AArch32.CommonFaultStatus(fault, long_format);

    // bits of syndrome that are not common to I and D side
    if fault.accessdesc.acctype IN {AccessType\_DC, AccessType\_IC, AccessType\_AT} then
        syndrome<13> = '1'; // CM
        syndrome<11> = '1'; // WnR
    else
        syndrome<11> = if fault.write then '1' else '0'; // WnR

    if !long_format then
        syndrome<7:4> = fault.domain; // Domain

    if fault.accessdesc.acctype == AccessType\_IC then
        bits(32) i_syndrome;
        if (!long_format &&
            boolean IMPLEMENTATION_DEFINED "Report I-cache maintenance fault in IFSR") then
            i_syndrome = syndrome;
            syndrome<10,3:0> = EncodeSDFSC(Fault\_ICacheMaint, 1);
        else
            i_syndrome = bits(32) UNKNOWN;
        if route_to_monitor then
            IFSR_S = i_syndrome;
        else
            IFSR = i_syndrome;

    if route_to_monitor then
        DFSR_S = syndrome;
        DFAR_S = vaddress;
    else
        DFSR = syndrome;
        DFAR = vaddress;

    return;
```

## Library pseudocode for aarch32/exceptions/aborts/AArch32.ReportPrefetchAbort

```
// AArch32.ReportPrefetchAbort()
// =====
// Report syndrome information for aborts taken to modes other than Hyp mode.

AArch32.ReportPrefetchAbort(boolean route_to_monitor, FaultRecord fault, bits(32) vaddress)
    // The encoding used in the IFSR can be Long-descriptor format or Short-descriptor format.
    // Normally, the current translation table format determines the format. For an abort from
    // Non-secure state to Monitor mode, the IFSR uses the Long-descriptor format if any of the
    // following applies:
    // * The Secure TTBCR.EAE is set to 1.
    // * It is taken from Hyp mode.
    // * It is taken from EL1 or EL0, and the Non-secure TTBCR.EAE is set to 1.
    long_format = FALSE;
    if route_to_monitor && CurrentSecurityState() != SS\_Secure then
        long_format = TTBCR_S.EAE == '1' || PSTATE.EL == EL2 || TTBCR.EAE == '1';
    else
        long_format = TTBCR.EAE == '1';

    bits(32) fsr = AArch32.CommonFaultStatus(fault, long_format);

    if route_to_monitor then
        IFSR_S = fsr;
        IFAR_S = vaddress;
    else
        IFSR = fsr;
        IFAR = vaddress;

    return;
```

## Library pseudocode for aarch32/exceptions/aborts/AArch32.TakeDataAbortException

```
// AArch32.TakeDataAbortException()
// =====

AArch32.TakeDataAbortException(bits(32) vaddress, FaultRecord fault)
    route_to_monitor = HaveEL(EL3) && EffectiveEA() == '1' && IsExternalAbort(fault);
    route_to_hyp = (EL2Enabled() && PSTATE.EL IN {EL0, EL1} &&
        (HCR.TGE == '1' ||
            (IsFeatureImplemented(FEAT_RAS) && HCR2.TEA == '1' &&
                IsExternalAbort(fault)) ||
            (IsDebugException(fault) && HDCR.TDE == '1') ||
            IsSecondStage(fault)));

    bits(32) preferred_exception_return = ThisInstrAddr(32);
    vect_offset = 0x10;
    lr_offset = 8;

    if IsDebugException(fault) then DBGDSCRExt.MOE = fault.debugmoe;
    if route_to_monitor then
        AArch32.ReportDataAbort(route_to_monitor, fault, vaddress);
        AArch32.EnterMonitorMode(preferred_exception_return, lr_offset, vect_offset);
    elseif PSTATE.EL == EL2 || route_to_hyp then
        except = AArch32.AbortSyndrome(Exception\_DataAbort, fault, vaddress, EL2);
        if PSTATE.EL == EL2 then
            AArch32.EnterHypMode(except, preferred_exception_return, vect_offset);
        else
            AArch32.EnterHypMode(except, preferred_exception_return, 0x14);
    else
        AArch32.ReportDataAbort(route_to_monitor, fault, vaddress);
        AArch32.EnterMode(M32\_Abort, preferred_exception_return, lr_offset, vect_offset);
```



## Library pseudocode for aarch32/exceptions/aborts/AArch32.TakePrefetchAbortException

```
// AArch32.TakePrefetchAbortException()
// =====

AArch32.TakePrefetchAbortException(bits(32) vaddress, FaultRecord fault)
    route_to_monitor = HaveEL(EL3) && EffectiveEA() == '1' && IsExternalAbort(fault);

    route_to_hyp = (EL2Enabled() && PSTATE.EL IN {EL0, EL1} &&
        (HCR.TGE == '1' ||
            (IsFeatureImplemented(FEAT_RAS) && HCR2.TEA == '1' &&
                IsExternalAbort(fault)) ||
            (IsDebugException(fault) && HDCR.TDE == '1') ||
            IsSecondStage(fault)));

    ExceptionRecord except;
    bits(32) preferred_exception_return = ThisInstrAddr(32);
    vect_offset = 0x0C;
    lr_offset = 4;

    if IsDebugException(fault) then DBGDSCRext.MOE = fault.debugmoe;
    if route_to_monitor then
        AArch32.ReportPrefetchAbort(route_to_monitor, fault, vaddress);
        AArch32.EnterMonitorMode(preferred_exception_return, lr_offset, vect_offset);
    elsif PSTATE.EL == EL2 || route_to_hyp then
        if fault.statuscode == Fault Alignment then // PC Alignment fault
            except = ExceptionSyndrome(Exception\_PCAlignment);
            except.vaddress = ThisInstrAddr(64);
        else
            except = AArch32.AbortSyndrome(Exception\_InstructionAbort, fault, vaddress, EL2);
        if PSTATE.EL == EL2 then
            AArch32.EnterHypMode(except, preferred_exception_return, vect_offset);
        else
            AArch32.EnterHypMode(except, preferred_exception_return, 0x14);
    else
        AArch32.ReportPrefetchAbort(route_to_monitor, fault, vaddress);
        AArch32.EnterMode(M32\_Abort, preferred_exception_return, lr_offset, vect_offset);
```

## Library pseudocode for aarch32/exceptions/async/AArch32.TakePhysicalFIQException

```
// AArch32.TakePhysicalFIQException()
// =====

AArch32.TakePhysicalFIQException()

    // Check if routed to AArch64 state
    route_to_aarch64 = PSTATE.EL == EL0 && !ELUsingAArch32(EL1);
    if !route_to_aarch64 && EL2Enabled() && !ELUsingAArch32(EL2) then
        route_to_aarch64 = HCR_EL2.TGE == '1' || (HCR_EL2.FMO == '1' && !IsInHost());

    if !route_to_aarch64 && HaveEL(EL3) && !ELUsingAArch32(EL3) then
        route_to_aarch64 = SCR_EL3.FIQ == '1';

    if route_to_aarch64 then AArch64.TakePhysicalFIQException();
    route_to_monitor = HaveEL(EL3) && SCR.FIQ == '1';
    route_to_hyp = (PSTATE.EL IN {EL0, EL1} && EL2Enabled() &&
        (HCR.TGE == '1' || HCR.FMO == '1'));
    bits(32) preferred_exception_return = ThisInstrAddr(32);
    vect_offset = 0x1C;
    lr_offset = 4;
    if route_to_monitor then
        AArch32.EnterMonitorMode(preferred_exception_return, lr_offset, vect_offset);
    elsif PSTATE.EL == EL2 || route_to_hyp then
        except = ExceptionSyndrome(Exception\_FIQ);
        AArch32.EnterHypMode(except, preferred_exception_return, vect_offset);
    else
        AArch32.EnterMode(M32\_FIQ, preferred_exception_return, lr_offset, vect_offset);
```

## Library pseudocode for aarch32/exceptions/async/AArch32.TakePhysicalIRQException

```
// AArch32.TakePhysicalIRQException()
// =====
// Take an enabled physical IRQ exception.

AArch32.TakePhysicalIRQException()

    // Check if routed to AArch64 state
    route_to_aarch64 = PSTATE.EL == EL0 && !ELUsingAArch32\(EL1\);
    if !route_to_aarch64 && EL2Enabled() && !ELUsingAArch32\(EL2\) then
        route_to_aarch64 = HCR_EL2.TGE == '1' || (HCR_EL2.IMO == '1' && !IsInHost\(\));
    if !route_to_aarch64 && HaveEL\(EL3\) && !ELUsingAArch32\(EL3\) then
        route_to_aarch64 = SCR_EL3.IRQ == '1';

    if route_to_aarch64 then AArch64.TakePhysicalIRQException\(\);

    route_to_monitor = HaveEL\(EL3\) && SCR.IRQ == '1';
    route_to_hyp = (PSTATE.EL IN {EL0, EL1} && EL2Enabled() &&
        (HCR.TGE == '1' || HCR.IMO == '1'));
    bits(32) preferred_exception_return = ThisInstrAddr(32);
    vect_offset = 0x18;
    lr_offset = 4;
    if route_to_monitor then
        AArch32.EnterMonitorMode(preferred_exception_return, lr_offset, vect_offset);
    elsif PSTATE.EL == EL2 || route_to_hyp then
        except = ExceptionSyndrome\(Exception\_IRQ\);
        AArch32.EnterHypMode(except, preferred_exception_return, vect_offset);
    else
        AArch32.EnterMode\(M32\_IRQ, preferred\_exception\_return, lr\_offset, vect\_offset\);
```

## Library pseudocode for aarch32/exceptions/async/AArch32.TakePhysicalErrorException

```
// AArch32.TakePhysicalErrorException()
// =====

AArch32.TakePhysicalErrorException(boolean implicit_esb)
// Check if routed to AArch64 state
route_to_aarch64 = PSTATE.EL == EL0 && !ELUsingAArch32(EL1);

if !route_to_aarch64 && EL2Enabled() && !ELUsingAArch32(EL2) then
    route_to_aarch64 = (HCR_EL2.TGE == '1' || (!IsInHost() && HCR_EL2.AMO == '1'));
if !route_to_aarch64 && HaveEL(EL3) && !ELUsingAArch32(EL3) then
    route_to_aarch64 = EffectiveEA() == '1';

if route_to_aarch64 then
    AArch64.TakePhysicalErrorException(implicit_esb);

route_to_monitor = HaveEL(EL3) && SCR.EA == '1';
route_to_hyp = (PSTATE.EL IN {EL0, EL1} && EL2Enabled() &&
    (HCR.TGE == '1' || HCR.AMO == '1'));
bits(32) preferred_exception_return = ThisInstrAddr(32);
vect_offset = 0x10;
lr_offset = 8;

bits(2) target_el;
if route_to_monitor then
    target_el = EL3;
elseif PSTATE.EL == EL2 || route_to_hyp then
    target_el = EL2;
else
    target_el = EL1;

FaultRecord fault = GetPendingPhysicalError();
vaddress = bits(32) UNKNOWN;
except = AArch32.AbortSyndrome(Exception\_DataAbort, fault, vaddress, target_el);

if IsSErrorEdgeTriggered() then
    ClearPendingPhysicalError();
case target_el of
    when EL3
        AArch32.ReportDataAbort(route_to_monitor, fault, vaddress);
        AArch32.EnterMonitorMode(preferred_exception_return, lr_offset, vect_offset);
    when EL2
        if PSTATE.EL == EL2 then
            AArch32.EnterHypMode(except, preferred_exception_return, vect_offset);
        else
            AArch32.EnterHypMode(except, preferred_exception_return, 0x14);
    when EL1
        AArch32.ReportDataAbort(route_to_monitor, fault, vaddress);
        AArch32.EnterMode(M32\_Abort, preferred_exception_return, lr_offset, vect_offset);
    otherwise
        Unreachable();
```

## Library pseudocode for aarch32/exceptions/async/AArch32.TakeVirtualFIQException

```
// AArch32.TakeVirtualFIQException()
// =====

AArch32.TakeVirtualFIQException()
    assert PSTATE.EL IN {EL0, EL1} && EL2Enabled();
    if ELUsingAArch32(EL2) then // Virtual IRQ enabled if TGE==0 and FMO==1
        assert HCR.TGE == '0' && HCR.FMO == '1';
    else
        assert HCR_EL2.TGE == '0' && HCR_EL2.FMO == '1';
    // Check if routed to AArch64 state
    if PSTATE.EL == EL0 && !ELUsingAArch32(EL1) then AArch64.TakeVirtualFIQException();

    bits(32) preferred_exception_return = ThisInstrAddr(32);
    vect_offset = 0x1C;
    lr_offset = 4;

    AArch32.EnterMode(M32_FIQ, preferred_exception_return, lr_offset, vect_offset);
```

## Library pseudocode for aarch32/exceptions/async/AArch32.TakeVirtualIRQException

```
// AArch32.TakeVirtualIRQException()
// =====

AArch32.TakeVirtualIRQException()
    assert PSTATE.EL IN {EL0, EL1} && EL2Enabled();

    if ELUsingAArch32(EL2) then // Virtual IRQs enabled if TGE==0 and IMO==1
        assert HCR.TGE == '0' && HCR.IMO == '1';
    else
        assert HCR_EL2.TGE == '0' && HCR_EL2.IMO == '1';

    // Check if routed to AArch64 state
    if PSTATE.EL == EL0 && !ELUsingAArch32(EL1) then AArch64.TakeVirtualIRQException();

    bits(32) preferred_exception_return = ThisInstrAddr(32);
    vect_offset = 0x18;
    lr_offset = 4;

    AArch32.EnterMode(M32_IRQ, preferred_exception_return, lr_offset, vect_offset);
```

## Library pseudocode for aarch32/exceptions/async/AArch32.TakeVirtualErrorException

```
// AArch32.TakeVirtualErrorException()
// =====

AArch32.TakeVirtualErrorException()

    assert PSTATE.EL IN {EL0, EL1} && EL2Enabled();
    if ELUsingAArch32(EL2) then // Virtual SError enabled if TGE==0 and AMO==1
        assert HCR.TGE == '0' && HCR.AMO == '1';
    else
        assert HCR_EL2.TGE == '0' && HCR_EL2.AMO == '1';
    // Check if routed to AArch64 state
    if PSTATE.EL == EL0 && !ELUsingAArch32(EL1) then AArch64.TakeVirtualErrorException();
    route_to_monitor = FALSE;

    bits(32) preferred_exception_return = ThisInstrAddr(32);
    vect_offset = 0x10;
    lr_offset = 8;

    vaddress = bits(32) UNKNOWN;
    parity = FALSE;
    Fault fault = Fault_AsyncExternal;
    integer level = integer UNKNOWN;
    bits(32) fsr = Zeros(32);
    if IsFeatureImplemented(FEAT_RAS) then
        if ELUsingAArch32(EL2) then
            fsr<15:14> = VDFSR.AET;
            fsr<12> = VDFSR.ExT;
        else
            fsr<15:14> = VESR_EL2.AET;
            fsr<12> = VESR_EL2.ExT;
    else
        fsr<12> = bit IMPLEMENTATION_DEFINED "Virtual External abort type";
    if TTBCR.EAE == '1' then // Long-descriptor format
        fsr<9> = '1';
        fsr<5:0> = EncodeLDFSC(fault, level);
    else // Short-descriptor format
        fsr<9> = '0';
        fsr<10,3:0> = EncodeSDFSC(fault, level);
    DFSR = fsr;
    DFAR = bits(32) UNKNOWN;
    ClearPendingVirtualSError();
    AArch32.EnterMode(M32_Abort, preferred_exception_return, lr_offset, vect_offset);
```

## Library pseudocode for aarch32/exceptions/debug/AArch32.SoftwareBreakpoint

```
// AArch32.SoftwareBreakpoint()
// =====

AArch32.SoftwareBreakpoint(bits(16) immediate)

    if (EL2Enabled() && !ELUsingAArch32(EL2) &&
        (HCR_EL2.TGE == '1' || MDCR_EL2.TDE == '1')) || !ELUsingAArch32(EL1) then
        AArch64.SoftwareBreakpoint(immediate);

    accdesc = CreateAccDescIFetch();
    fault = NoFault(accdesc);
    vaddress = bits(32) UNKNOWN;

    fault.statuscode = Fault_Debug;
    fault.debugmoe = DebugException_BKPT;

    AArch32.Abort(vaddress, fault);
```

## Library pseudocode for aarch32/exceptions/debug/DebugException

```
constant bits(4) DebugException_Breakpoint = '0001';
constant bits(4) DebugException_BKPT      = '0011';
constant bits(4) DebugException_VectorCatch = '0101';
constant bits(4) DebugException_Watchpoint = '1010';
```

## Library pseudocode for aarch32/exceptions/exceptions/AArch32.CheckAdvSIMDOrFPRegisterTraps

```
// AArch32.CheckAdvSIMDOrFPRegisterTraps()
// =====
// Check if an instruction that accesses an Advanced SIMD and
// floating-point System register is trapped by an appropriate HCR.TIDx
// ID group trap control.

AArch32.CheckAdvSIMDOrFPRegisterTraps(bits(4) reg)

    if PSTATE.EL == EL1 && EL2Enabled() then
        tid0 = if ELUsingAArch32(EL2) then HCR.TID0 else HCR_EL2.TID0;
        tid3 = if ELUsingAArch32(EL2) then HCR.TID3 else HCR_EL2.TID3;

        if ((tid0 == '1' && reg == '0000') ||
            (tid3 == '1' && reg IN {'0101', '0110', '0111'})) then // FPSID
            if ELUsingAArch32(EL2) then // MVFRx
                AArch32.SystemAccessTrap(M32\_Hyp, 0x8);
            else
                AArch64.AArch32SystemAccessTrap(EL2, 0x8);
```

## Library pseudocode for aarch32/exceptions/exceptions/AArch32.ExceptionClass

```
// AArch32.ExceptionClass()
// =====
// Returns the Exception Class and Instruction Length fields to be reported in HSR

(integer,bit) AArch32.ExceptionClass(Exception exceptype)

    il_is_valid = TRUE;
    integer ec;
    case exceptype of
        when Exception Uncategorized          ec = 0x00; il_is_valid = FALSE;
        when Exception WFxTrap                  ec = 0x01;
        when Exception CP15RRTTrap              ec = 0x03;
        when Exception CP15RRTTrap              ec = 0x04;
        when Exception CP14RTTrap                ec = 0x05;
        when Exception CP14DTTrap                ec = 0x06;
        when Exception AdvSIMDFPAccessTrap      ec = 0x07;
        when Exception FPIDTrap                 ec = 0x08;
        when Exception PACTrap                   ec = 0x09;
        when Exception TSTARTAccessTrap         ec = 0x1B;
        when Exception GPC                       ec = 0x1E;
        when Exception CP14RRTTrap              ec = 0x0C;
        when Exception BranchTarget            ec = 0x0D;
        when Exception IllegalState            ec = 0x0E; il_is_valid = FALSE;
        when Exception SupervisorCall          ec = 0x11;
        when Exception HypervisorCall          ec = 0x12;
        when Exception MonitorCall            ec = 0x13;
        when Exception InstructionAbort        ec = 0x20; il_is_valid = FALSE;
        when Exception PCAlignment             ec = 0x22; il_is_valid = FALSE;
        when Exception DataAbort               ec = 0x24;
        when Exception NV2DataAbort            ec = 0x25;
        when Exception FPTrappedException      ec = 0x28;
        when Exception PMU                     ec = 0x3D;
        otherwise                               Unreachable();

    if ec IN {0x20,0x24} && PSTATE.EL == EL2 then
        ec = ec + 1;
    bit il;
    if il_is_valid then
        il = if ThisInstrLength() == 32 then '1' else '0';
    else
        il = '1';

    return (ec,il);
```

## Library pseudocode for aarch32/exceptions/exceptions/AArch32.GeneralExceptionsToAArch64

```
// AArch32.GeneralExceptionsToAArch64()
// =====
// Returns TRUE if exceptions normally routed to EL1 are being handled at an Exception
// level using AArch64, because either EL1 is using AArch64 or TGE is in force and EL2
// is using AArch64.

boolean AArch32.GeneralExceptionsToAArch64()
    return ((PSTATE.EL == EL0 && !ELUsingAArch32(EL1)) ||
        (EL2Enabled() && !ELUsingAArch32(EL2) && HCR_EL2.TGE == '1'));
```

## Library pseudocode for aarch32/exceptions/exceptions/AArch32.ReportHypEntry

```
// AArch32.ReportHypEntry()
// =====
// Report syndrome information to Hyp mode registers.

AArch32.ReportHypEntry(ExceptionRecord except)

    Exception exceptype = except.exceptype;

    (ec,il) = AArch32.ExceptionClass(exceptype);
    iss = except.syndrome;
    iss2 = except.syndrome2;

    // IL is not valid for Data Abort exceptions without valid instruction syndrome information
    if ec IN {0x24,0x25} && iss<24> == '0' then
        il = '1';

    HSR = ec<5:0>:il:iss;

    if exceptype IN {Exception_InstructionAbort, Exception_PCAalignment} then
        HIFAR = except.vaddress<31:0>;
        HDFAR = bits(32) UNKNOWN;
    elseif exceptype == Exception_DataAbort then
        HIFAR = bits(32) UNKNOWN;
        HDFAR = except.vaddress<31:0>;

    if except.ipavalid then
        HPFAR<31:4> = except.ipaddress<39:12>;
    else
        HPFAR<31:4> = bits(28) UNKNOWN;

    return;
```

## Library pseudocode for aarch32/exceptions/exceptions/AArch32.ResetControlRegisters

```
// AArch32.ResetControlRegisters()
// =====
// Resets System registers and memory-mapped control registers that have architecturally-defined
// reset values to those values.

AArch32.ResetControlRegisters(boolean cold_reset);
```



## Library pseudocode for aarch32/exceptions/exceptions/AArch32.TakeReset

```
// AArch32.TakeReset()
// =====
// Reset into AArch32 state

AArch32.TakeReset(boolean cold_reset)
    assert !HaveAArch64();

    // Enter the highest implemented Exception level in AArch32 state
    if HaveEL(EL3) then
        AArch32.WriteMode(M32_Svc);
        SCR.NS = '0'; // Secure state
    elseif HaveEL(EL2) then
        AArch32.WriteMode(M32_Hyp);
    else
        AArch32.WriteMode(M32_Svc);

    // Reset System registers in the coproc=0b111x encoding space
    // and other system components
    AArch32.ResetControlRegisters(cold_reset);
    FPEXC.EN = '0';

    // Reset all other PSTATE fields, including instruction set and endianness according to the
    // SCTLR values produced by the above call to ResetControlRegisters()
    PSTATE.<A,I,F> = '111'; // All asynchronous exceptions masked
    PSTATE.IT = '00000000'; // IT block state reset
    if HaveEL(EL2) && !HaveEL(EL3) then
        PSTATE.T = HSCTLR.TE; // Instruction set: TE=0:A32, TE=1:T32. PSTATE.J is RES0.
        PSTATE.E = HSCTLR.EE; // Endianness: EE=0: little-endian, EE=1: big-endian.
    else
        PSTATE.T = SCTLR.TE; // Instruction set: TE=0:A32, TE=1:T32. PSTATE.J is RES0.
        PSTATE.E = SCTLR.EE; // Endianness: EE=0: little-endian, EE=1: big-endian.
    PSTATE.IL = '0'; // Clear Illegal Execution state bit

    // All registers, bits and fields not reset by the above pseudocode or by the BranchTo() call
    // below are UNKNOWN bitstrings after reset. In particular, the return information registers
    // R14 or ELR_hyp and SPSR have UNKNOWN values, so that it
    // is impossible to return from a reset in an architecturally defined way.
    AArch32.ResetGeneralRegisters();
    if IsFeatureImplemented(FEAT_SME) || IsFeatureImplemented(FEAT_SVE) then
        ResetSVERegisters();
    else
        AArch32.ResetSIMDFPRegisters();
        AArch32.ResetSpecialRegisters();
        ResetExternalDebugRegisters(cold_reset);

    bits(32) rv; // IMPLEMENTATION DEFINED reset vector

    if HaveEL(EL3) then
        if MVBAR<0> == '1' then // Reset vector in MVBAR
            rv = MVBAR<31:1>:'0';
        else
            rv = bits(32) IMPLEMENTATION_DEFINED "reset vector address";
    else
        rv = RVBAR<31:1>:'0';

    // The reset vector must be correctly aligned
    assert rv<0> == '0' && (PSTATE.T == '1' || rv<1> == '0');

    boolean branch_conditional = FALSE;
    EDPRSR.R = '0'; // Leaving Reset State.
    BranchTo(rv, BranchType_RESET, branch_conditional);
```

## Library pseudocode for aarch32/exceptions/exceptions/ExcVectorBase

```
// ExcVectorBase()
// =====

bits(32) ExcVectorBase()
    if SCTLR.V == '1' then // Hivecs selected, base = 0xFFFF0000
        return Ones(16):Zeros(16);
    else
        return VBAR<31:5>:Zeros(5);
```

## Library pseudocode for aarch32/exceptions/ieeefp/AArch32.FPTrappedException

```
// AArch32.FPTrappedException()
// =====

AArch32.FPTrappedException(bits(8) accumulated_exceptions)
    if AArch32.GeneralExceptionsToAArch64() then
        is_ase = FALSE;
        element = 0;
        AArch64.FPTrappedException(is_ase, accumulated_exceptions);
    FPEXC.DEX = '1';
    FPEXC.TFV = '1';
    FPEXC<7,4:0> = accumulated_exceptions<7,4:0>; // IDF,IXF,UFF,OFF,DZF,IOF
    FPEXC<10:8> = '111'; // VECITR is RES1

    AArch32.TakeUndefInstrException();
```

## Library pseudocode for aarch32/exceptions/syscalls/AArch32.CallHypervisor

```
// AArch32.CallHypervisor()
// =====
// Performs a HVC call

AArch32.CallHypervisor(bits(16) immediate)
    assert HaveEL(EL2);

    if !ELUsingAArch32(EL2) then
        AArch64.CallHypervisor(immediate);
    else
        AArch32.TakeHVCEXception(immediate);
```

## Library pseudocode for aarch32/exceptions/syscalls/AArch32.CallSupervisor

```
// AArch32.CallSupervisor()
// =====
// Calls the Supervisor

AArch32.CallSupervisor(bits(16) immediate_in)
    bits(16) immediate = immediate_in;
    if AArch32.CurrentCond() != '1110' then
        immediate = bits(16) UNKNOWN;
    if AArch32.GeneralExceptionsToAArch64() then
        AArch64.CallSupervisor(immediate);
    else
        AArch32.TakeSVCEXception(immediate);
```

## Library pseudocode for aarch32/exceptions/syscalls/AArch32.TakeHVCEException

```
// AArch32.TakeHVCEException()
// =====

AArch32.TakeHVCEException(bits(16) immediate)
    assert HaveEL(EL2) && ELUsingAArch32(EL2);

    AArch32.ITAdvance();
    SSAdvance();
    bits(32) preferred_exception_return = NextInstrAddr(32);
    vect_offset = 0x08;

    except = ExceptionSyndrome(Exception_HypervisorCall);
    except.syndrome<15:0> = immediate;

    if PSTATE.EL == EL2 then
        AArch32.EnterHypMode(except, preferred_exception_return, vect_offset);
    else
        AArch32.EnterHypMode(except, preferred_exception_return, 0x14);
```

## Library pseudocode for aarch32/exceptions/syscalls/AArch32.TakeSMCEException

```
// AArch32.TakeSMCEException()
// =====

AArch32.TakeSMCEException()
    assert HaveEL(EL3) && ELUsingAArch32(EL3);
    AArch32.ITAdvance();
    HSAdvance();
    SSAdvance();
    bits(32) preferred_exception_return = NextInstrAddr(32);
    vect_offset = 0x08;
    lr_offset = 0;

    AArch32.EnterMonitorMode(preferred_exception_return, lr_offset, vect_offset);
```

## Library pseudocode for aarch32/exceptions/syscalls/AArch32.TakeSVCEException

```
// AArch32.TakeSVCEException()
// =====

AArch32.TakeSVCEException(bits(16) immediate)

    AArch32.ITAdvance();
    SSAdvance();
    route_to_hyp = PSTATE.EL == EL0 && EL2Enabled() && HCR.TGE == '1';

    bits(32) preferred_exception_return = NextInstrAddr(32);
    vect_offset = 0x08;
    lr_offset = 0;

    if PSTATE.EL == EL2 || route_to_hyp then
        except = ExceptionSyndrome(Exception_SupervisorCall);
        except.syndrome<15:0> = immediate;
        if PSTATE.EL == EL2 then
            AArch32.EnterHypMode(except, preferred_exception_return, vect_offset);
        else
            AArch32.EnterHypMode(except, preferred_exception_return, 0x14);
    else
        AArch32.EnterMode(M32_Svc, preferred_exception_return, lr_offset, vect_offset);
```

## Library pseudocode for aarch32/exceptions/takeexception/AArch32.EnterHypMode

```
// AArch32.EnterHypMode()
// =====
// Take an exception to Hyp mode.

AArch32.EnterHypMode(ExceptionRecord except, bits(32) preferred_exception_return,
                    integer vect_offset)
    SynchronizeContext();
    assert HaveEL(EL2) && CurrentSecurityState() == SS_NonSecure && ELUsingAArch32(EL2);

    if Halted() then
        AArch32.EnterHypModeInDebugState(except);
        return;
    bits(32) spsr = GetPSRFromPSTATE(AArch32.NonDebugState, 32);
    if !(except.excepttype IN {Exception_IRQ, Exception_FIQ}) then
        AArch32.ReportHypEntry(except);
    AArch32.WriteMode(M32_Hyp);
    SPSR_curr[] = spsr;
    ELR_hyp = preferred_exception_return;
    PSTATE.T = HSCTLR.TE; // PSTATE.J is RES0
    PSTATE.SS = '0';
    if !HaveEL(EL3) || SCR_curr[].EA == '0' then PSTATE.A = '1';
    if !HaveEL(EL3) || SCR_curr[].IRQ == '0' then PSTATE.I = '1';
    if !HaveEL(EL3) || SCR_curr[].FIQ == '0' then PSTATE.F = '1';
    PSTATE.E = HSCTLR.EE;
    PSTATE.IL = '0';
    PSTATE.IT = '00000000';
    if IsFeatureImplemented(FEAT_SSBS) then PSTATE.SSBS = HSCTLR.DSSBS;
    boolean branch_conditional = FALSE;
    BranchTo(HVBAR<31:5>;vect_offset<4:0>, BranchType_EXCEPTION, branch_conditional);

    CheckExceptionCatch(TRUE); // Check for debug event on exception entry

    EndOfInstruction();
```

## Library pseudocode for aarch32/exceptions/takeexception/AArch32.EnterMode

```
// AArch32.EnterMode()
// =====
// Take an exception to a mode other than Monitor and Hyp mode.

AArch32.EnterMode(bits(5) target_mode, bits(32) preferred_exception_return, integer lr_offset,
                  integer vect_offset)
    SynchronizeContext();
    assert ELUsingAArch32(EL1) && PSTATE.EL != EL2;

    if Halted() then
        AArch32.EnterModeInDebugState(target_mode);
        return;
    bits(32) spsr = GetPSRFromPSTATE(AArch32\_NonDebugState, 32);
    if PSTATE.M == M32\_Monitor then SCR.NS = '0';
    AArch32.WriteMode(target_mode);
    SPSR\_curr[] = spsr;
    R[14] = preferred_exception_return + lr_offset;
    PSTATE.T = SCTL.R.TE; // PSTATE.J is RES0
    PSTATE.SS = '0';
    if target_mode == M32\_FIQ then
        PSTATE.<A,I,F> = '111';
    elsif target_mode IN {M32\_Abort, M32\_IRQ} then
        PSTATE.<A,I> = '11';
    else
        PSTATE.I = '1';
    PSTATE.E = SCTL.R.EE;
    PSTATE.IL = '0';
    PSTATE.IT = '00000000';
    if IsFeatureImplemented(FEAT_PAN) && SCTL.R.SPAN == '0' then PSTATE.PAN = '1';
    if IsFeatureImplemented(FEAT_SSBS) then PSTATE.SSBS = SCTL.R.DSSBS;
    boolean branch_conditional = FALSE;
    BranchTo(ExcVectorBase()<31:5>:vect_offset<4:0>, BranchType\_EXCEPTION, branch_conditional);

    CheckExceptionCatch(TRUE); // Check for debug event on exception entry

    EndOfInstruction();
```

## Library pseudocode for aarch32/exceptions/takeexception/AArch32.EnterMonitorMode

```
// AArch32.EnterMonitorMode()
// =====
// Take an exception to Monitor mode.

AArch32.EnterMonitorMode(bits(32) preferred_exception_return, integer lr_offset,
                          integer vect_offset)
    SynchronizeContext();
    assert HaveEL(EL3) && ELUsingAArch32(EL3);
    from_secure = CurrentSecurityState() == SS_Secure;
    if Halted() then
        AArch32.EnterMonitorModeInDebugState();
        return;
    bits(32) spsr = GetPSRFromPSTATE(AArch32_NonDebugState, 32);
    if PSTATE.M == M32_Monitor then SCR.NS = '0';
    AArch32.WriteMode(M32_Monitor);
    SPSR_curr[] = spsr;
    R[14] = preferred_exception_return + lr_offset;
    PSTATE.T = SCTL.R.TE; // PSTATE.J is RES0
    PSTATE.SS = '0';
    PSTATE.<A,I,F> = '111';
    PSTATE.E = SCTL.R.EE;
    PSTATE.IL = '0';
    PSTATE.IT = '00000000';
    if IsFeatureImplemented(FEAT_PAN) then
        if !from_secure then
            PSTATE.PAN = '0';
        elseif SCTL.R.SPAN == '0' then
            PSTATE.PAN = '1';
    if IsFeatureImplemented(FEAT_SSBS) then PSTATE.SSBS = SCTL.R.DSSBS;
    boolean branch_conditional = FALSE;
    BranchTo(MVBAR<31:5>:vect_offset<4:0>, BranchType_EXCEPTION, branch_conditional);

    CheckExceptionCatch(TRUE); // Check for debug event on exception entry

    EndOfInstruction();
```

## Library pseudocode for aarch32/exceptions/traps/AArch32.CheckAdvSIMDOrFPEEnabled

```
// AArch32.CheckAdvSIMDOrFPEEnabled()
// =====
// Check against CPACR, FPEXC, HCPTR, NSACR, and CPTR_EL3.

AArch32.CheckAdvSIMDOrFPEEnabled(boolean fpexc_check_in, boolean advsimd)
    boolean fpexc_check = fpexc_check_in;
    if PSTATE.EL == EL0 && !ELUsingAArch32\(EL1\) then
        // When executing at EL0 using AArch32, if EL1 is using AArch64 then the Effective value of
        // FPEXC.EN is 1. This includes when EL2 is using AArch64 and enabled in the current
        // Security state, HCR_EL2.TGE is 1, and the Effective value of HCR_EL2.RW is 1.
        AArch64.CheckFPAdvSIMDEnabled\(\);
    else
        cpacr_asedis = CPACR.ASEDIS;
        cpacr_cp10 = CPACR.cp10;

        if HaveEL\(EL3\) && ELUsingAArch32\(EL3\) && CurrentSecurityState\(\) == SS\_NonSecure then
            // Check if access disabled in NSACR
            if NSACR.NSASEDIS == '1' then cpacr_asedis = '1';
            if NSACR.cp10 == '0' then cpacr_cp10 = '00';

        if PSTATE.EL != EL2 then
            // Check if Advanced SIMD disabled in CPACR
            if advsimd && cpacr_asedis == '1' then AArch32.Undefined\(\);

            // Check if access disabled in CPACR
            boolean disabled;
            case cpacr_cp10 of
                when '00' disabled = TRUE;
                when '01' disabled = PSTATE.EL == EL0;
                when '10' disabled = ConstrainUnpredictableBool\(Unpredictable\_RESCPACR\);
                when '11' disabled = FALSE;
            if disabled then AArch32.Undefined\(\);

        // If required, check FPEXC enabled bit.
        if (fpexc_check && PSTATE.EL == EL0 && EL2Enabled\(\) && !ELUsingAArch32\(EL2\) &&
            HCR_EL2.TGE == '1') then
            // When executing at EL0 using AArch32, if EL2 is using AArch64 and enabled in the
            // current Security state, HCR_EL2.TGE is 1, and the Effective value of HCR_EL2.RW is 0
            // then it is IMPLEMENTATION DEFINED whether the Effective value of FPEXC.EN is 1
            // or the value of FPEXC32_EL2.EN.
            fpexc_check = (boolean IMPLEMENTATION_DEFINED
                "Use FPEXC32_EL2.EN value when {TGE,RW} == {1,0}");

        if fpexc_check && FPEXC.EN == '0' then
            AArch32.Undefined\(\);

        AArch32.CheckFPAdvSIMDTrap(advsimd);    // Also check against HCPTR and CPTR_EL3
```

## Library pseudocode for aarch32/exceptions/traps/AArch32.CheckFPAdvSIMDTrap

```
// AArch32.CheckFPAdvSIMDTrap()
// =====
// Check against CPTR_EL2 and CPTR_EL3.

AArch32.CheckFPAdvSIMDTrap(boolean advsimd)
    if EL2Enabled\(\) && !ELUsingAArch32\(EL2\) then
        AArch64.CheckFPAdvSIMDTrap\(\);
    else
        if (HaveEL\(EL3\) && !ELUsingAArch32\(EL3\) &&
            CPTR_EL3.TFP == '1' && EL3SDDUndefPriority\(\)) then
            UNDEFINED;

        ss = CurrentSecurityState\(\);
        if HaveEL\(EL2\) && ss != SS\_Secure then
            hcptr_tase = HCPTR.TASE;
            hcptr_cp10 = HCPTR.TCP10;

            if HaveEL\(EL3\) && ELUsingAArch32\(EL3\) then
                // Check if access disabled in NSACR
                if NSACR.NSASEDIS == '1' then hcptr_tase = '1';
                if NSACR.cp10 == '0' then hcptr_cp10 = '1';

            // Check if access disabled in HCPTR
            if (advsimd && hcptr_tase == '1') || hcptr_cp10 == '1' then
                except = ExceptionSyndrome\(Exception\_AdvSIMDFPAccessTrap\);
                except.syndrome<24:20> = ConditionSyndrome\(\);

                if advsimd then
                    except.syndrome<5> = '1';
                else
                    except.syndrome<5> = '0';
                    except.syndrome<3:0> = '1010'; // coproc field, always 0xA

                if PSTATE.EL == EL2 then
                    AArch32.TakeUndefInstrException(except);
                else
                    AArch32.TakeHypTrapException(except);

            if HaveEL\(EL3\) && !ELUsingAArch32\(EL3\) then
                // Check if access disabled in CPTR_EL3
                if CPTR_EL3.TFP == '1' then
                    if EL3SDDUndef\(\) then
                        UNDEFINED;
                    else
                        AArch64.AdvSIMDFPAccessTrap\(EL3\);
```

## Library pseudocode for aarch32/exceptions/traps/AArch32.CheckForSMCUndefOrTrap

```
// AArch32.CheckForSMCUndefOrTrap()
// =====
// Check for UNDEFINED or trap on SMC instruction

AArch32.CheckForSMCUndefOrTrap()
    if !HaveEL\(EL3\) || PSTATE.EL == EL0 then
        UNDEFINED;

    if EL2Enabled\(\) && !ELUsingAArch32\(EL2\) then
        AArch64.CheckForSMCUndefOrTrap\(Zeros\(16\)\);
    else
        route_to_hyp = EL2Enabled\(\) && PSTATE.EL == EL1 && HCR.TSC == '1';
        if route_to_hyp then
            except = ExceptionSyndrome\(Exception\_MonitorCall\);
            AArch32.TakeHypTrapException(except);
```



## Library pseudocode for aarch32/exceptions/traps/AArch32.CheckForSVCTrap

```
// AArch32.CheckForSVCTrap()
// =====
// Check for trap on SVC instruction

AArch32.CheckForSVCTrap(bits(16) immediate)
    if IsFeatureImplemented(FEAT_FGT) then
        route_to_el2 = FALSE;
        if PSTATE.EL == EL0 then
            route_to_el2 = (!ELUsingAArch32(EL1) && EL2Enabled() && HFGITR_EL2.SVC_EL0 == '1' &&
                (!IsInHost() && (!HaveEL(EL3) || SCR_EL3.FGTEn == '1')));

        if route_to_el2 then
            except = ExceptionSyndrome(Exception\_SupervisorCall);
            except.syndrome<15:0> = immediate;
            except.trappedsyscallinst = TRUE;
            bits(64) preferred_exception_return = ThisInstrAddr(64);
            vect_offset = 0x0;

            AArch64.TakeException(EL2, except, preferred_exception_return, vect_offset);
```

## Library pseudocode for aarch32/exceptions/traps/AArch32.CheckForWFXTrap

```
// AArch32.CheckForWFXTrap()
// =====
// Check for trap on WFE or WFI instruction

AArch32.CheckForWFXTrap(bits(2) target_el, WFXType wfxtype)
    assert HaveEL(target_el);

    // Check for routing to AArch64
    if !ELUsingAArch32(target_el) then
        AArch64.CheckForWFXTrap(target_el, wfxtype);
        return;

    boolean is_wfe = wfxtype == WFXType\_WFE;
    boolean trap;
    case target_el of
        when EL1
            trap = (if is_wfe then SCTLR.nTWE else SCTLR.nTWI) == '0';
        when EL2
            trap = (if is_wfe then HCR.TWE else HCR.TWI) == '1';
        when EL3
            trap = (if is_wfe then SCR.TWE else SCR.TWI) == '1';

    if trap then
        if target_el == EL1 && EL2Enabled() && !ELUsingAArch32(EL2) && HCR_EL2.TGE == '1' then
            AArch64.WFXTrap(wfxtype, target_el);
        if target_el == EL3 && !EL3SDDUndef() then
            AArch32.TakeMonitorTrapException();
        elsif target_el == EL2 then
            except = ExceptionSyndrome(Exception\_WFXTrap);
            except.syndrome<24:20> = ConditionSyndrome();

            case wfxtype of
                when WFXType\_WFI
                    except.syndrome<0> = '0';
                when WFXType\_WFE
                    except.syndrome<0> = '1';

            AArch32.TakeHypTrapException(except);
        else
            AArch32.TakeUndefInstrException();
```

## Library pseudocode for aarch32/exceptions/traps/AArch32.CheckITEnabled

```
// AArch32.CheckITEnabled()
// =====
// Check whether the T32 IT instruction is disabled.

AArch32.CheckITEnabled(bits(4) mask)
    bit it_disabled;
    if PSTATE.EL == EL2 then
        it_disabled = HSCTLR.ITD;
    else
        it_disabled = (if ELUsingAArch32(EL1) then SCTLR.ITD else SCTLR_ELx[].ITD);
    if it_disabled == '1' then
        if mask != '1000' then UNDEFINED;

    accdesc = CreateAccDescIFetch();
    aligned = TRUE;
    // Otherwise whether the IT block is allowed depends on hwl of the next instruction.
    next_instr = AArch32.MemSingle(NextInstrAddr(32), 2, accdesc, aligned);

    if next_instr IN {'11xxxxxxxxxxxx', '1011xxxxxxxxxxxx', '10100xxxxxxxxxxxx',
                     '01001xxxxxxxxxxxx', '010001xxx1111xxx', '010001xx1xxx111'} then
        // It is IMPLEMENTATION DEFINED whether the Undefined Instruction exception is
        // taken on the IT instruction or the next instruction. This is not reflected in
        // the pseudocode, which always takes the exception on the IT instruction. This
        // also does not take into account cases where the next instruction is UNPREDICTABLE.
        UNDEFINED;

return;
```

## Library pseudocode for aarch32/exceptions/traps/AArch32.CheckIllegalState

```
// AArch32.CheckIllegalState()
// =====
// Check PSTATE.IL bit and generate Illegal Execution state exception if set.

AArch32.CheckIllegalState()
    if AArch32.GeneralExceptionsToAArch64() then
        AArch64.CheckIllegalState();
    elseif PSTATE.IL == '1' then
        route_to_hyp = PSTATE.EL == EL0 && EL2Enabled() && HCR.TGE == '1';

        bits(32) preferred_exception_return = ThisInstrAddr(32);
        vect_offset = 0x04;

        if PSTATE.EL == EL2 || route_to_hyp then
            except = ExceptionSyndrome(Exception\_IllegalState);
            if PSTATE.EL == EL2 then
                AArch32.EnterHypMode(except, preferred_exception_return, vect_offset);
            else
                AArch32.EnterHypMode(except, preferred_exception_return, 0x14);
        else
            AArch32.TakeUndefInstrException();
```

## Library pseudocode for aarch32/exceptions/traps/AArch32.CheckSETENDEnabled

```
// AArch32.CheckSETENDEnabled()
// =====
// Check whether the AArch32 SETEND instruction is disabled.

AArch32.CheckSETENDEnabled()
    bit setend_disabled;
    if PSTATE.EL == EL2 then
        setend_disabled = HSCTLR.SED;
    else
        setend_disabled = (if ELUsingAArch32(EL1) then SCTLR.SED else SCTLR_ELx[].SED);
    if setend_disabled == '1' then
        UNDEFINED;

    return;
```

## Library pseudocode for aarch32/exceptions/traps/AArch32.SystemAccessTrap

```
// AArch32.SystemAccessTrap()
// =====
// Trapped System register access.

AArch32.SystemAccessTrap(bits(5) mode, integer ec)
    (valid, target_el) = ELFromM32(mode);
    assert valid && HaveEL(target_el) && target_el != EL0 && UInt(target_el) >= UInt(PSTATE.EL);

    if target_el == EL2 then
        except = AArch32.SystemAccessTrapSyndrome(ThisInstr(), ec);
        AArch32.TakeHypTrapException(except);
    else
        AArch32.TakeUndefInstrException();
```

## Library pseudocode for aarch32/exceptions/traps/AArch32.SystemAccessTrapSyndrome

```
// AArch32.SystemAccessTrapSyndrome()
// =====
// Returns the syndrome information for traps on AArch32 MCR, MCRR, MRC, MRRC, and VMRS,
// VMSR instructions, other than traps that are due to HCPTR or CPACR.

ExceptionRecord AArch32.SystemAccessTrapSyndrome(bits(32) instr, integer ec)
    ExceptionRecord except;

    case ec of
        when 0x0    except = ExceptionSyndrome(Exception Uncategorized);
        when 0x3    except = ExceptionSyndrome(Exception CP15RTTrap);
        when 0x4    except = ExceptionSyndrome(Exception CP15RRTTrap);
        when 0x5    except = ExceptionSyndrome(Exception CP14RTTrap);
        when 0x6    except = ExceptionSyndrome(Exception CP14DTTrap);
        when 0x7    except = ExceptionSyndrome(Exception AdvSIMDFPAccessTrap);
        when 0x8    except = ExceptionSyndrome(Exception FPIDTrap);
        when 0xC    except = ExceptionSyndrome(Exception CP14RRTTrap);
        otherwise   Unreachable();

    bits(20) iss = Zeros(20);

    if except.excepttype == Exception Uncategorized then
        return except;
    elseif except.excepttype IN {Exception FPIDTrap, Exception CP14RTTrap,
                                Exception CP15RTTrap} then
        // Trapped MRC/MCR, VMRS on FPSID
        iss<13:10> = instr<19:16>;           // CRn, Reg in case of VMRS
        iss<8:5>   = instr<15:12>;           // Rt
        iss<9>     = '0';                     // RES0

        if except.excepttype != Exception FPIDTrap then // When trap is not for VMRS
            iss<19:17> = instr<7:5>;           // opc2
            iss<16:14> = instr<23:21>;         // opc1
            iss<4:1>   = instr<3:0>;           // CRm
        else // VMRS Access
            iss<19:17> = '000';               // opc2 - Hardcoded for VMRS
            iss<16:14> = '111';               // opc1 - Hardcoded for VMRS
            iss<4:1>   = '0000';              // CRm - Hardcoded for VMRS
    elseif except.excepttype IN {Exception CP14RRTTrap, Exception AdvSIMDFPAccessTrap,
                                Exception CP15RRTTrap} then
        // Trapped MRRC/MCRR, VMRS/VMSR
        iss<19:16> = instr<7:4>;           // opc1
        iss<13:10> = instr<19:16>;         // Rt2
        iss<8:5>   = instr<15:12>;         // Rt
        iss<4:1>   = instr<3:0>;           // CRm
    elseif except.excepttype == Exception CP14DTTrap then
        // Trapped LDC/STC
        iss<19:12> = instr<7:0>;           // imm8
        iss<4>     = instr<23>;           // U
        iss<2:1>   = instr<24,21>;         // P,W
        if instr<19:16> == '1111' then // Rn==15, LDC(Literal addressing)/STC
            iss<8:5> = bits(4) UNKNOWN;
            iss<3>   = '1';
        iss<0> = instr<20>;                 // Direction

    except.syndrome<24:20> = ConditionSyndrome();
    except.syndrome<19:0>  = iss;

    return except;
```

## Library pseudocode for aarch32/exceptions/traps/AArch32.TakeHypTrapException

```
// AArch32.TakeHypTrapException()
// =====
// Exceptions routed to Hyp mode as a Hyp Trap exception.

AArch32.TakeHypTrapException(integer ec)
    except = AArch32.SystemAccessTrapSyndrome(ThisInstr(), ec);
    AArch32.TakeHypTrapException(except);

// AArch32.TakeHypTrapException()
// =====
// Exceptions routed to Hyp mode as a Hyp Trap exception.

AArch32.TakeHypTrapException(ExceptionRecord except)
    assert HaveEL(EL2) && CurrentSecurityState() == SS\_NonSecure && ELUsingAArch32(EL2);

    bits(32) preferred_exception_return = ThisInstrAddr(32);
    vect_offset = 0x14;

    AArch32.EnterHypMode(except, preferred_exception_return, vect_offset);
```

## Library pseudocode for aarch32/exceptions/traps/AArch32.TakeMonitorTrapException

```
// AArch32.TakeMonitorTrapException()
// =====
// Exceptions routed to Monitor mode as a Monitor Trap exception.

AArch32.TakeMonitorTrapException()
    assert HaveEL(EL3) && ELUsingAArch32(EL3);

    bits(32) preferred_exception_return = ThisInstrAddr(32);
    vect_offset = 0x04;
    lr_offset = if CurrentInstrSet() == InstrSet\_A32 then 4 else 2;

    AArch32.EnterMonitorMode(preferred_exception_return, lr_offset, vect_offset);
```

## Library pseudocode for aarch32/exceptions/traps/AArch32.TakeUndefInstrException

```
// AArch32.TakeUndefInstrException()
// =====

AArch32.TakeUndefInstrException()
    except = ExceptionSyndrome(Exception Uncategorized);
    AArch32.TakeUndefInstrException(except);

// AArch32.TakeUndefInstrException()
// =====

AArch32.TakeUndefInstrException(ExceptionRecord except)

    route_to_hyp = PSTATE.EL == EL0 && EL2Enabled() && HCR.TGE == '1';
    bits(32) preferred_exception_return = ThisInstrAddr(32);
    vect_offset = 0x04;
    lr_offset = if CurrentInstrSet() == InstrSet\_A32 then 4 else 2;

    if PSTATE.EL == EL2 then
        AArch32.EnterHypMode(except, preferred_exception_return, vect_offset);
    elsif route_to_hyp then
        AArch32.EnterHypMode(except, preferred_exception_return, 0x14);
    else
        AArch32.EnterMode(M32\_Undef, preferred_exception_return, lr_offset, vect_offset);
```

## Library pseudocode for aarch32/exceptions/traps/AArch32.Undefined

```
// AArch32.Undefined()
// =====

AArch32.Undefined()

    if AArch32.GeneralExceptionsToAArch64() then AArch64.Undefined();
    AArch32.TakeUndefInstrException();
```

## Library pseudocode for aarch32/functions/aborts/AArch32.DomainValid

```
// AArch32.DomainValid()
// =====
// Returns TRUE if the Domain is valid for a Short-descriptor translation scheme.

boolean AArch32.DomainValid(Fault statuscode, integer level)
    assert statuscode != Fault\_None;

    case statuscode of
        when Fault\_Domain
            return TRUE;
        when Fault\_Translation, Fault\_AccessFlag, Fault\_SyncExternalOnWalk, Fault\_SyncParityOnWalk
            return level == 2;
        otherwise
            return FALSE;
```

## Library pseudocode for aarch32/functions/aborts/AArch32.FaultSyndrome

```
// AArch32.FaultSyndrome()
// =====
// Creates an exception syndrome value and updates the virtual address for Abort and Watchpoint
// exceptions taken to AArch32 Hyp mode.

bits(25) AArch32.FaultSyndrome(Exception exceptype, FaultRecord fault)
    assert fault.statuscode != Fault\_None;

    bits(25) iss = Zeros(25);

    boolean d_side = exceptype == Exception\_DataAbort;
    if IsFeatureImplemented(FEAT_RAS) && IsAsyncAbort(fault) then
        ErrorState errstate = PEErrorState(fault);
        iss<11:10> = AArch32.EncodeAsyncErrorSyndrome(errstate); // AET

    if d_side then
        if (IsSecondStage(fault) && !fault.s2fslwalk &&
            (!IsExternalSyncAbort(fault) ||
            (!IsFeatureImplemented(FEAT_RAS) && fault.accessdesc.acctype == AccessType\_TTW &&
            boolean IMPLEMENTATION_DEFINED "ISV on second stage translation table walk")))) then
            iss<24:14> = LSInstructionSyndrome();

        if fault.accessdesc.acctype IN {AccessType\_DC, AccessType\_IC, AccessType\_AT} then
            iss<8> = '1';

        if fault.accessdesc.acctype IN {AccessType\_DC, AccessType\_IC, AccessType\_AT} then
            iss<6> = '1';
        elsif fault.statuscode IN {Fault\_HWUpdateAccessFlag, Fault\_Exclusive} then
            iss<6> = bit UNKNOWN;
        elsif fault.accessdesc.atomicop && IsExternalAbort(fault) then
            iss<6> = bit UNKNOWN;
        else
            iss<6> = if fault.write then '1' else '0';

    if IsExternalAbort(fault) then iss<9> = fault.extflag;
    iss<7> = if fault.s2fslwalk then '1' else '0';
    iss<5:0> = EncodeLDFSC(fault.statuscode, fault.level);

    return (iss);
```

## Library pseudocode for aarch32/functions/aborts/EncodeSDFSC

```
// EncodeSDFSC()
// =====
// Function that gives the Short-descriptor FSR code for different types of Fault

bits(5) EncodeSDFSC(Fault statuscode, integer level)

    bits(5) result;
    case statuscode of
        when Fault AccessFlag
            assert level IN {1,2};
            result = if level == 1 then '00011' else '00110';
        when Fault Alignment
            result = '00001';
        when Fault Permission
            assert level IN {1,2};
            result = if level == 1 then '01101' else '01111';
        when Fault Domain
            assert level IN {1,2};
            result = if level == 1 then '01001' else '01011';
        when Fault Translation
            assert level IN {1,2};
            result = if level == 1 then '00101' else '00111';
        when Fault SyncExternal
            result = '01000';
        when Fault SyncExternalOnWalk
            assert level IN {1,2};
            result = if level == 1 then '01100' else '01110';
        when Fault SyncParity
            result = '11001';
        when Fault SyncParityOnWalk
            assert level IN {1,2};
            result = if level == 1 then '11100' else '11110';
        when Fault AsyncParity
            result = '11000';
        when Fault AsyncExternal
            result = '10110';
        when Fault Debug
            result = '00010';
        when Fault TLBConflict
            result = '10000';
        when Fault Lockdown
            result = '10100';    // IMPLEMENTATION DEFINED
        when Fault Exclusive
            result = '10101';    // IMPLEMENTATION DEFINED
        when Fault ICacheMaint
            result = '00100';
        otherwise
            Unreachable();

    return result;
```

## Library pseudocode for aarch32/functions/common/A32ExpandImm

```
// A32ExpandImm()
// =====

bits(32) A32ExpandImm(bits(12) imm12)

    // PSTATE.C argument to following function call does not affect the imm32 result.
    (imm32, -) = A32ExpandImm\_C(imm12, PSTATE.C);

    return imm32;
```

## Library pseudocode for aarch32/functions/common/A32ExpandImm\_C

```
// A32ExpandImm_C()
// =====

(bits(32), bit) A32ExpandImm_C(bits(12) imm12, bit carry_in)

    unrotated_value = ZeroExtend(imm12<7:0>, 32);
    (imm32, carry_out) = Shift_C(unrotated_value, SRTYPE_ROR, 2*UInt(imm12<11:8>), carry_in);

    return (imm32, carry_out);
```

## Library pseudocode for aarch32/functions/common/DecodeImmShift

```
// DecodeImmShift()
// =====

(SRTYPE, integer) DecodeImmShift(bits(2) srtype, bits(5) imm5)

    SRTYPE shift_t;
    integer shift_n;
    case srtype of
        when '00'
            shift_t = SRTYPE_LSL; shift_n = UInt(imm5);
        when '01'
            shift_t = SRTYPE_LSR; shift_n = if imm5 == '00000' then 32 else UInt(imm5);
        when '10'
            shift_t = SRTYPE_ASR; shift_n = if imm5 == '00000' then 32 else UInt(imm5);
        when '11'
            if imm5 == '00000' then
                shift_t = SRTYPE_RRX; shift_n = 1;
            else
                shift_t = SRTYPE_ROR; shift_n = UInt(imm5);

    return (shift_t, shift_n);
```

## Library pseudocode for aarch32/functions/common/DecodeRegShift

```
// DecodeRegShift()
// =====

SRTYPE DecodeRegShift(bits(2) srtype)

    SRTYPE shift_t;
    case srtype of
        when '00' shift_t = SRTYPE_LSL;
        when '01' shift_t = SRTYPE_LSR;
        when '10' shift_t = SRTYPE_ASR;
        when '11' shift_t = SRTYPE_ROR;

    return shift_t;
```

## Library pseudocode for aarch32/functions/common/RRX

```
// RRX()
// =====

bits(N) RRX(bits(N) x, bit carry_in)

    (result, -) = RRX_C(x, carry_in);
    return result;
```



## Library pseudocode for aarch32/functions/common/RRX\_C

```
// RRX_C()
// =====

(bits(N), bit) RRX_C(bits(N) x, bit carry_in)
    result = carry_in : x<N-1:1>;
    carry_out = x<0>;
    return (result, carry_out);
```

## Library pseudocode for aarch32/functions/common/SRType

```
// SRType
// =====

enumeration SRType {SRType_LSL, SRType_LSR, SRType_ASR, SRType_ROR, SRType_RRX};
```

## Library pseudocode for aarch32/functions/common/Shift

```
// Shift()
// =====

bits(N) Shift(bits(N) value, SRType srtype, integer amount, bit carry_in)
    (result, -) = Shift\_C(value, srtype, amount, carry_in);
    return result;
```

## Library pseudocode for aarch32/functions/common/Shift\_C

```
// Shift_C()
// =====

(bits(N), bit) Shift_C(bits(N) value, SRType srtype, integer amount, bit carry_in)
    assert !(srtype == SRType\_RRX && amount != 1);

    bits(N) result;
    bit carry_out;
    if amount == 0 then
        (result, carry_out) = (value, carry_in);
    else
        case srtype of
            when SRType\_LSL
                (result, carry_out) = LSL\_C(value, amount);
            when SRType\_LSR
                (result, carry_out) = LSR\_C(value, amount);
            when SRType\_ASR
                (result, carry_out) = ASR\_C(value, amount);
            when SRType\_ROR
                (result, carry_out) = ROR\_C(value, amount);
            when SRType\_RRX
                (result, carry_out) = RRX\_C(value, carry_in);

    return (result, carry_out);
```

## Library pseudocode for aarch32/functions/common/T32ExpandImm

```
// T32ExpandImm()
// =====

bits(32) T32ExpandImm(bits(12) imm12)

    // PSTATE.C argument to following function call does not affect the imm32 result.
    (imm32, -) = T32ExpandImm\_C(imm12, PSTATE.C);

    return imm32;
```

## Library pseudocode for aarch32/functions/common/T32ExpandImm\_C

```
// T32ExpandImm_C()
// =====

(bits(32), bit) T32ExpandImm_C(bits(12) imm12, bit carry_in)
    bits(32) imm32;
    bit carry_out;
    if imm12<11:10> == '00' then
        case imm12<9:8> of
            when '00'
                imm32 = ZeroExtend(imm12<7:0>, 32);
            when '01'
                imm32 = '00000000' : imm12<7:0> : '00000000' : imm12<7:0>;
            when '10'
                imm32 = imm12<7:0> : '00000000' : imm12<7:0> : '00000000';
            when '11'
                imm32 = imm12<7:0> : imm12<7:0> : imm12<7:0> : imm12<7:0>;
        carry_out = carry_in;
    else
        unrotated_value = ZeroExtend('1':imm12<6:0>, 32);
        (imm32, carry_out) = ROR\_C(unrotated_value, UInt(imm12<11:7>));

    return (imm32, carry_out);
```

## Library pseudocode for aarch32/functions/common/VBitOps

```
// VBitOps
// =====

enumeration VBitOps {VBitOps_VBIF, VBitOps_VBIT, VBitOps_VBSL};
```

## Library pseudocode for aarch32/functions/common/VCGEType

```
// VCGEType
// =====

enumeration VCGEType {VCGEType_signed, VCGEType_unsigned, VCGEType_fp};
```

## Library pseudocode for aarch32/functions/common/VCGTtype

```
// VCGTtype
// =====

enumeration VCGTtype {VCGTtype_signed, VCGTtype_unsigned, VCGTtype_fp};
```

## Library pseudocode for aarch32/functions/common/VFPNegMul

```
// VFPNegMul
// =====

enumeration VFPNegMul {VFPNegMul_VNMLA, VFPNegMul_VNMLS, VFPNegMul_VNMUL};
```

## Library pseudocode for aarch32/functions/coproc/AArch32.CheckCP15InstrCoarseTraps

```
// AArch32.CheckCP15InstrCoarseTraps()
// =====
// Check for coarse-grained traps to System registers in the
// coproc=0b1111 encoding space by HSTR and HCR.

AArch32.CheckCP15InstrCoarseTraps(integer CRn, integer nreg, integer CRm)
    if PSTATE.EL == EL0 && (!ELUsingAArch32\(EL1\) ||
        (EL2Enabled\(\) && !ELUsingAArch32\(EL2\))) then
        AArch64.CheckCP15InstrCoarseTraps(CRn, nreg, CRm);

    trapped_encoding = ((CRn == 9 && CRm IN {0,1,2, 5,6,7,8 }) ||
        (CRn == 10 && CRm IN {0,1, 4, 8 }) ||
        (CRn == 11 && CRm IN {0,1,2,3,4,5,6,7,8,15}));

    // Check for coarse-grained Hyp traps
    if PSTATE.EL IN {EL0, EL1} && EL2Enabled\(\) then
        major = if nreg == 1 then CRn else CRm;
        // Check for MCR, MRC, MCRR, and MRRC disabled by HSTR<CRn/CRm>
        // and MRC and MCR disabled by HCR.TIDCP.
        if ((!(major IN {4,14}) && HSTR<major> == '1') ||
            (HCR.TIDCP == '1' && nreg == 1 && trapped_encoding)) then
            if (PSTATE.EL == EL0 &&
                boolean IMPLEMENTATION_DEFINED "UNDEF unallocated CP15 access at EL0") then
                UNDEFINED;
            if ELUsingAArch32\(EL2\) then
                AArch32.SystemAccessTrap(M32_Hyp, 0x3);
            else
                AArch64.AArch32SystemAccessTrap(EL2, 0x3);
```

## Library pseudocode for aarch32/functions/exclusive/AArch32.ExclusiveMonitorsPass

```
// AArch32.ExclusiveMonitorsPass()
// =====
// Return TRUE if the Exclusives monitors for the current PE include all of the addresses
// associated with the virtual address region of size bytes starting at address.
// The immediately following memory write must be to the same addresses.

// It is IMPLEMENTATION DEFINED whether the detection of memory aborts happens
// before or after the check on the local Exclusives monitor. As a result a failure
// of the local monitor can occur on some implementations even if the memory
// access would give an memory abort.

boolean AArch32.ExclusiveMonitorsPass(bits(32) address, integer size)
    boolean acqrel = FALSE;
    boolean tagchecked = FALSE;
    AccessDescriptor accdesc = CreateAccDescExLDST(MemOp\_STORE, acqrel, tagchecked);
    boolean aligned = IsAligned(address, size);

    if !aligned then
        AArch32.Abort(address, AlignmentFault(accdesc));

    if !AArch32.IsExclusiveVA(address, ProcessorID(), size) then
        return FALSE;

    memaddrdesc = AArch32.TranslateAddress(address, accdesc, aligned, size);

    // Check for aborts or debug exceptions
    if IsFault(memaddrdesc) then
        AArch32.Abort(address, memaddrdesc.fault);

    passed = IsExclusiveLocal(memaddrdesc.address, ProcessorID(), size);
    ClearExclusiveLocal(ProcessorID());

    if passed && memaddrdesc.memattrs.shareability != Shareability\_NSH then
        passed = IsExclusiveGlobal(memaddrdesc.address, ProcessorID(), size);

    return passed;
```

## Library pseudocode for aarch32/functions/exclusive/AArch32.IsExclusiveVA

```
// AArch32.IsExclusiveVA()
// =====
// An optional IMPLEMENTATION DEFINED test for an exclusive access to a virtual
// address region of size bytes starting at address.
//
// It is permitted (but not required) for this function to return FALSE and
// cause a store exclusive to fail if the virtual address region is not
// totally included within the region recorded by MarkExclusiveVA().
//
// It is always safe to return TRUE which will check the physical address only.

boolean AArch32.IsExclusiveVA(bits(32) address, integer processorid, integer size);
```

## Library pseudocode for aarch32/functions/exclusive/AArch32.MarkExclusiveVA

```
// AArch32.MarkExclusiveVA()
// =====
// Optionally record an exclusive access to the virtual address region of size bytes
// starting at address for processorid.

AArch32.MarkExclusiveVA(bits(32) address, integer processorid, integer size);
```

## Library pseudocode for aarch32/functions/exclusive/AArch32.SetExclusiveMonitors

```
// AArch32.SetExclusiveMonitors()
// =====
// Sets the Exclusives monitors for the current PE to record the addresses associated
// with the virtual address region of size bytes starting at address.

AArch32.SetExclusiveMonitors(bits(32) address, integer size)
    boolean acqrel = FALSE;
    boolean tagchecked = FALSE;
    AccessDescriptor accdesc = CreateAccDescExLDST(MemOp\_LOAD, acqrel, tagchecked);
    boolean aligned = IsAligned(address, size);

    if !aligned then
        AArch32.Abort(address, AlignmentFault(accdesc));

    memaddrdesc = AArch32.TranslateAddress(address, accdesc, aligned, size);

    // Check for aborts or debug exceptions
    if IsFault(memaddrdesc) then
        return;

    if memaddrdesc.memattrs.shareability != Shareability\_NSH then
        MarkExclusiveGlobal(memaddrdesc.paddress, ProcessorID(), size);

    MarkExclusiveLocal(memaddrdesc.paddress, ProcessorID(), size);

    AArch32.MarkExclusiveVA(address, ProcessorID(), size);
```

## Library pseudocode for aarch32/functions/float/CheckAdvSIMDEnabled

```
// CheckAdvSIMDEnabled()
// =====

CheckAdvSIMDEnabled()

    fpexc_check = TRUE;
    advsimd = TRUE;

    AArch32.CheckAdvSIMDOrFPEEnabled(fpexc_check, advsimd);
    // Return from CheckAdvSIMDOrFPEEnabled() occurs only if Advanced SIMD access is permitted

    // Make temporary copy of D registers
    // _Dclone[] is used as input data for instruction pseudocode
    for i = 0 to 31
        _Dclone[i] = D[i];

    return;
```

## Library pseudocode for aarch32/functions/float/CheckAdvSIMDOrVFPEEnabled

```
// CheckAdvSIMDOrVFPEEnabled()
// =====

CheckAdvSIMDOrVFPEEnabled(boolean include_fpexc_check, boolean advsimd)
    AArch32.CheckAdvSIMDOrFPEEnabled(include_fpexc_check, advsimd);
    // Return from CheckAdvSIMDOrFPEEnabled() occurs only if VFP access is permitted
    return;
```

## Library pseudocode for aarch32/functions/float/CheckCryptoEnabled32

```
// CheckCryptoEnabled32()
// =====

CheckCryptoEnabled32()
    CheckAdvSIMDEnabled();
    // Return from CheckAdvSIMDEnabled() occurs only if access is permitted
    return;
```

## Library pseudocode for aarch32/functions/float/CheckVFPEEnabled

```
// CheckVFPEEnabled()
// =====

CheckVFPEEnabled(boolean include_fpexc_check)
    advsimd = FALSE;
    AArch32.CheckAdvSIMDOrFPEEnabled(include_fpexc_check, advsimd);
    // Return from CheckAdvSIMDOrFPEEnabled() occurs only if VFP access is permitted
    return;
```

## Library pseudocode for aarch32/functions/float/FPHalvedSub

```
// FPHalvedSub()
// =====

bits(N) FPHalvedSub(bits(N) op1, bits(N) op2, FPCR_Type fpcr)
    assert N IN {16,32,64};
    rounding = FPRoundingMode(fpcr);
    (type1,sign1,value1) = FPUnpack(op1, fpcr);
    (type2,sign2,value2) = FPUnpack(op2, fpcr);
    (done,result) = FPProcessNaNs(type1, type2, op1, op2, fpcr);
    if !done then
        inf1 = (type1 == FPType Infinity);  inf2 = (type2 == FPType Infinity);
        zero1 = (type1 == FPType Zero);      zero2 = (type2 == FPType Zero);
        if inf1 && inf2 && sign1 == sign2 then
            result = FPDefaultNaN(fpcr, N);
            FPProcessException(FPExc InvalidOp, fpcr);
        elsif (inf1 && sign1 == '0') || (inf2 && sign2 == '1') then
            result = FPInfinity('0', N);
        elsif (inf1 && sign1 == '1') || (inf2 && sign2 == '0') then
            result = FPInfinity('1', N);
        elsif zero1 && zero2 && sign1 != sign2 then
            result = FPZero(sign1, N);
        else
            result_value = (value1 - value2) / 2.0;
            if result_value == 0.0 then // Sign of exact zero result depends on rounding mode
                result_sign = if rounding == FPRounding NEGINF then '1' else '0';
                result = FPZero(result_sign, N);
            else
                result = FPRound(result_value, fpcr, N);
    return result;
```

## Library pseudocode for aarch32/functions/float/FPRSqrtStep

```
// FPRSqrtStep()
// =====

bits(N) FPRSqrtStep(bits(N) op1, bits(N) op2)
    assert N IN {16,32};
    constant FPCR_Type fpcr = StandardFPCR();
    (type1,sign1,value1) = FPUnpack(op1, fpcr);
    (type2,sign2,value2) = FPUnpack(op2, fpcr);
    (done,result) = FPProcessNaNs(type1, type2, op1, op2, fpcr);
    if !done then
        inf1 = (type1 == FPType Infinity);  inf2 = (type2 == FPType Infinity);
        zero1 = (type1 == FPType Zero);      zero2 = (type2 == FPType Zero);
        bits(N) product;
        if (inf1 && zero2) || (zero1 && inf2) then
            product = FPZero('0', N);
        else
            product = FPMul(op1, op2, fpcr);
        bits(N) three = FPThree('0', N);
        result = FPHalvedSub(three, product, fpcr);
    return result;
```

## Library pseudocode for aarch32/functions/float/FPRecipStep

```
// FPRecipStep()
// =====

bits(N) FPRecipStep(bits(N) op1, bits(N) op2)
    assert N IN {16,32};
    constant FPCR_Type fpcr = StandardFPCR();
    (type1,sign1,value1) = FPUnpack(op1, fpcr);
    (type2,sign2,value2) = FPUnpack(op2, fpcr);
    (done,result) = FPProcessNaNs(type1, type2, op1, op2, fpcr);
    if !done then
        inf1 = (type1 == FPType Infinity);  inf2 = (type2 == FPType Infinity);
        zero1 = (type1 == FPType Zero);      zero2 = (type2 == FPType Zero);
        bits(N) product;
        if (inf1 && zero2) || (zero1 && inf2) then
            product = FPZero('0', N);
        else
            product = FPMul(op1, op2, fpcr);
        bits(N) two = FPTwo('0', N);
        result = FPSub(two, product, fpcr);
    return result;
```

## Library pseudocode for aarch32/functions/float/StandardFPCR

```
// StandardFPCR()
// =====

FPCR_Type StandardFPCR()
    bits(32) value = '00000' : FPCR.AHP : '110000' : FPCR.FZ16 : '00000000000000000000';
    return ZeroExtend(value, 64);
```

## Library pseudocode for aarch32/functions/memory/AArch32.MemSingle

```
// AArch32.MemSingle[] - non-assignment (read) form
// =====
// Perform an atomic, little-endian read of 'size' bytes.

bits(size*8) AArch32.MemSingle[bits(32) address, integer size, AccessDescriptor accdesc,
                                     boolean aligned]
    bits(size*8) value;
    AddressDescriptor memaddrdesc;
    PhysMemRetStatus memstatus;

    (value, memaddrdesc, memstatus) = AArch32.MemSingleRead(address, size, accdesc, aligned);

    // Check for a fault from translation or the output of translation.
    if IsFault(memaddrdesc) then
        AArch32.Abort(address, memaddrdesc.fault);

    // Check for external aborts.
    if IsFault(memstatus) then
        HandleExternalAbort(memstatus, accdesc.write, memaddrdesc, size, accdesc);

    return value;

// AArch32.MemSingle[] - assignment (write) form
// =====
// Perform an atomic, little-endian write of 'size' bytes.

AArch32.MemSingle[bits(32) address, integer size, AccessDescriptor accdesc,
                  boolean aligned] = bits(size*8) value
    AddressDescriptor memaddrdesc;
    PhysMemRetStatus memstatus;

    (memaddrdesc, memstatus) = AArch32.MemSingleWrite(address, size, accdesc, aligned, value);

    // Check for a fault from translation or the output of translation.
    if IsFault(memaddrdesc) then
        AArch32.Abort(address, memaddrdesc.fault);

    // Check for external aborts.
    if IsFault(memstatus) then
        HandleExternalWriteAbort(memstatus, memaddrdesc, size, accdesc);

    return;
```



## Library pseudocode for aarch32/functions/memory/AArch32.MemSingleRead

```
// AArch32.MemSingleRead()
// =====
// Perform an atomic, little-endian read of 'size' bytes.

(bits(size*8), AddressDescriptor, PhysMemRetStatus) AArch32.MemSingleRead(bits(32) address,
                                                                    integer size,
                                                                    AccessDescriptor accdesc_in,
                                                                    boolean aligned)

assert size IN {1, 2, 4, 8, 16};
bits(size*8) value = bits(size*8) UNKNOWN;
PhysMemRetStatus memstatus = PhysMemRetStatus UNKNOWN;
AccessDescriptor accdesc = accdesc_in;
assert IsAligned(address, size);

AddressDescriptor memaddrdesc;
memaddrdesc = AArch32.TranslateAddress(address, accdesc, aligned, size);

// Check for aborts or debug exceptions
if IsFault(memaddrdesc) then
    return (value, memaddrdesc, memstatus);

// Memory array access
(memstatus, value) = PhysMemRead(memaddrdesc, size, accdesc);
if IsFault(memstatus) then
    return (value, memaddrdesc, memstatus);

return (value, memaddrdesc, memstatus);
```

## Library pseudocode for aarch32/functions/memory/AArch32.MemSingleWrite

```
// AArch32.MemSingleWrite()
// =====
// Perform an atomic, little-endian write of 'size' bytes.

(AddressDescriptor, PhysMemRetStatus) AArch32.MemSingleWrite(bits(32) address, integer size,
                                                                    AccessDescriptor accdesc_in,
                                                                    boolean aligned, bits(size*8) value)

assert size IN {1, 2, 4, 8, 16};
AccessDescriptor accdesc = accdesc_in;
assert IsAligned(address, size);

AddressDescriptor memaddrdesc;
PhysMemRetStatus memstatus = PhysMemRetStatus UNKNOWN;
memaddrdesc = AArch32.TranslateAddress(address, accdesc, aligned, size);

// Check for aborts or debug exceptions
if IsFault(memaddrdesc) then
    return (memaddrdesc, memstatus);

// Effect on exclusives
if memaddrdesc.memattrs.shareability != Shareability\_NSH then
    ClearExclusiveByAddress(memaddrdesc.paddress, ProcessorID(), size);

memstatus = PhysMemWrite(memaddrdesc, size, accdesc, value);
if IsFault(memstatus) then
    return (memaddrdesc, memstatus);

return (memaddrdesc, memstatus);
```

### Library pseudocode for aarch32/functions/memory/AArch32.UnalignedAccessFaults

```
// AArch32.UnalignedAccessFaults()
// =====
// Determine whether the unaligned access generates an Alignment fault

boolean AArch32.UnalignedAccessFaults(AccessDescriptor accdesc)
    return (AlignmentEnforced() ||
           accdesc.a32lsmd ||
           accdesc.exclusive ||
           accdesc.acqsc ||
           accdesc.relsc);
```

### Library pseudocode for aarch32/functions/memory/Hint\_PreloadData

```
// Hint_PreloadData()
// =====

Hint_PreloadData(bits(32) address);
```

### Library pseudocode for aarch32/functions/memory/Hint\_PreloadDataForWrite

```
// Hint_PreloadDataForWrite()
// =====

Hint_PreloadDataForWrite(bits(32) address);
```

### Library pseudocode for aarch32/functions/memory/Hint\_PreloadInstr

```
// Hint_PreloadInstr()
// =====

Hint_PreloadInstr(bits(32) address);
```

### Library pseudocode for aarch32/functions/memory/MemA

```
// MemA[] - non-assignment form
// =====

bits(8*size) MemA(bits(32) address, integer size)
    boolean acqrel = FALSE;
    boolean tagchecked = FALSE;
    AccessDescriptor accdesc = CreateAccDescExLDST(MemOp\_LOAD, acqrel, tagchecked);
    return Mem\_with\_type[address, size, accdesc];

// MemA[] - assignment form
// =====

MemA[bits(32) address, integer size] = bits(8*size) value
    boolean acqrel = FALSE;
    boolean tagchecked = FALSE;
    AccessDescriptor accdesc = CreateAccDescExLDST(MemOp\_STORE, acqrel, tagchecked);
    Mem\_with\_type[address, size, accdesc] = value;
    return;
```

## Library pseudocode for aarch32/functions/memory/MemO

```
// MemO[] - non-assignment form
// =====

bits(8*size) MemO(bits(32) address, integer size)
    boolean tagchecked = FALSE;
    AccessDescriptor accdesc = CreateAccDescAcqRel(MemOp\_LOAD, tagchecked);
    return Mem\_with\_type[address, size, accdesc];

// MemO[] - assignment form
// =====

MemO(bits(32) address, integer size) = bits(8*size) value
    boolean tagchecked = FALSE;
    AccessDescriptor accdesc = CreateAccDescAcqRel(MemOp\_STORE, tagchecked);
    Mem\_with\_type[address, size, accdesc] = value;
    return;
```

## Library pseudocode for aarch32/functions/memory/MemS

```
// MemS[] - non-assignment form
// =====
// Memory accessor for streaming load multiple instructions

bits(8*size) MemS(bits(32) address, integer size)
    AccessDescriptor accdesc = CreateAccDescA32LSMD(MemOp\_LOAD);
    return Mem\_with\_type[address, size, accdesc];

// MemS[] - assignment form
// =====
// Memory accessor for streaming store multiple instructions

MemS(bits(32) address, integer size) = bits(8*size) value
    AccessDescriptor accdesc = CreateAccDescA32LSMD(MemOp\_STORE);
    Mem\_with\_type[address, size, accdesc] = value;
    return;
```

## Library pseudocode for aarch32/functions/memory/MemU

```
// MemU[] - non-assignment form
// =====

bits(8*size) MemU(bits(32) address, integer size)
    boolean nontemporal = FALSE;
    boolean privileged = PSTATE.EL != EL0;
    boolean tagchecked = FALSE;
    AccessDescriptor accdesc = CreateAccDescGPR(MemOp\_LOAD, nontemporal, privileged, tagchecked);
    return Mem\_with\_type[address, size, accdesc];

// MemU[] - assignment form
// =====

MemU(bits(32) address, integer size) = bits(8*size) value
    boolean nontemporal = FALSE;
    boolean privileged = PSTATE.EL != EL0;
    boolean tagchecked = FALSE;
    AccessDescriptor accdesc = CreateAccDescGPR(MemOp\_STORE, nontemporal, privileged, tagchecked);
    Mem\_with\_type[address, size, accdesc] = value;
    return;
```

## Library pseudocode for aarch32/functions/memory/MemU\_unpriv

```
// MemU_unpriv[] - non-assignment form
// =====

bits(8*size) MemU_unpriv[bits(32) address, integer size]
    boolean nontemporal = FALSE;
    boolean privileged = FALSE;
    boolean tagchecked = FALSE;
    AccessDescriptor accdesc = CreateAccDescGPR(MemOp\_LOAD, nontemporal, privileged, tagchecked);
    return Mem\_with\_type[address, size, accdesc];

// MemU_unpriv[] - assignment form
// =====

MemU_unpriv[bits(32) address, integer size] = bits(8*size) value
    boolean nontemporal = FALSE;
    boolean privileged = FALSE;
    boolean tagchecked = FALSE;
    AccessDescriptor accdesc = CreateAccDescGPR(MemOp\_STORE, nontemporal, privileged, tagchecked);
    Mem\_with\_type[address, size, accdesc] = value;
    return;
```



```

// Mem_with_type[] - non-assignment (read) form
// =====
// Perform a read of 'size' bytes. The access byte order is reversed for a big-endian access.
// Instruction fetches would call AArch32.MemSingle directly.

bits(size*8) Mem_with_type[bits(32) address, integer size, AccessDescriptor accdesc_in]
    assert size IN {1, 2, 4, 8, 16};
    AccessDescriptor accdesc = accdesc_in;
    bits(size * 8) value;
    // Check alignment on size of element accessed, not overall access size
    integer alignment = if accdesc.ispair then size DIV 2 else size;
    boolean aligned    = IsAligned(address, alignment);

    if !aligned && AArch32.UnalignedAccessFaults(accdesc) then
        AArch32.Abort(address, AlignmentFault(accdesc));
    if aligned then
        value = AArch32.MemSingle[address, size, accdesc, aligned];
    else
        assert size > 1;
        value<7:0> = AArch32.MemSingle[address, 1, accdesc, aligned];

        // For subsequent bytes, if they cross to a new translation page which assigns
        // Device memory type, it is CONSTRAINED UNPREDICTABLE whether an unaligned access
        // will generate an Alignment Fault.
        c = ConstrainUnpredictable(Unpredictable\_DEVPAGE2);
        assert c IN {Constraint\_FAULT, Constraint\_NONE};
        if c == Constraint\_NONE then aligned = TRUE;

        for i = 1 to size-1
            value<8*i+7:8*i> = AArch32.MemSingle[address+i, 1, accdesc, aligned];

    if BigEndian(accdesc.acctype) then
        value = BigEndianReverse(value);

    return value;

// Mem_with_type[] - assignment (write) form
// =====
// Perform a write of 'size' bytes. The byte order is reversed for a big-endian access.

Mem_with_type[bits(32) address, integer size, AccessDescriptor accdesc_in] = bits(size*8) value_in
    bits(size*8) value = value_in;
    AccessDescriptor accdesc = accdesc_in;

    // Check alignment on size of element accessed, not overall access size
    integer alignment = if accdesc.ispair then size DIV 2 else size;
    boolean aligned    = IsAligned(address, alignment);

    if !aligned && AArch32.UnalignedAccessFaults(accdesc) then
        AArch32.Abort(address, AlignmentFault(accdesc));

    if BigEndian(accdesc.acctype) then
        value = BigEndianReverse(value);
    if aligned then
        AArch32.MemSingle[address, size, accdesc, aligned] = value;
    else
        assert size > 1;
        AArch32.MemSingle[address, 1, accdesc, aligned] = value<7:0>;

        // For subsequent bytes, if they cross to a new translation page which assigns
        // Device memory type, it is CONSTRAINED UNPREDICTABLE whether an unaligned access
        // will generate an Alignment Fault.

        c = ConstrainUnpredictable(Unpredictable\_DEVPAGE2);
        assert c IN {Constraint\_FAULT, Constraint\_NONE};
        if c == Constraint\_NONE then aligned = TRUE;

        for i = 1 to size-1
            AArch32.MemSingle[address+i, 1, accdesc, aligned] = value<8*i+7:8*i>;
    return;

```

## Library pseudocode for aarch32/functions/ras/AArch32.ESBOperation

```
// AArch32.ESBOperation()
// =====
// Perform the AArch32 ESB operation for ESB executed in AArch32 state

AArch32.ESBOperation()

    // Check if routed to AArch64 state
    route_to_aarch64 = PSTATE.EL == EL0 && !ELUsingAArch32\(EL1\);
    if !route_to_aarch64 && EL2Enabled() && !ELUsingAArch32\(EL2\) then
        route_to_aarch64 = HCR_EL2.TGE == '1' || HCR_EL2.AMO == '1';
    if !route_to_aarch64 && HaveEL\(EL3\) && !ELUsingAArch32\(EL3\) then
        route_to_aarch64 = EffectiveEA() == '1';

    if route_to_aarch64 then
        AArch64.ESBOperation();
        return;

    route_to_monitor = HaveEL\(EL3\) && ELUsingAArch32\(EL3\) && EffectiveEA() == '1';
    route_to_hyp = PSTATE.EL IN {EL0, EL1} && EL2Enabled() && (HCR.TGE == '1' || HCR.AMO == '1');

    bits(5) target;
    if route_to_monitor then
        target = M32\_Monitor;
    elseif route_to_hyp || PSTATE.M == M32\_Hyp then
        target = M32\_Hyp;
    else
        target = M32\_Abort;

    boolean mask_active;
    if CurrentSecurityState() == SS\_Secure then
        mask_active = TRUE;
    elseif target == M32\_Monitor then
        mask_active = SCR.AW == '1' && (!HaveEL\(EL2\) || (HCR.TGE == '0' && HCR.AMO == '0'));
    else
        mask_active = target == M32\_Abort || PSTATE.M == M32\_Hyp;

    mask_set = PSTATE.A == '1';
    (-, el) = ELFromM32(target);
    intdis = Halted() || ExternalDebugInterruptsDisabled(el);
    masked = intdis || (mask_active && mask_set);

    // Check for a masked Physical SError pending that can be synchronized
    // by an Error synchronization event.
    if masked && IsSynchronizablePhysicalSErrorPending() then
        bits(32) syndrome = Zeros(32);
        syndrome<31> = '1'; // A
        syndrome<15:0> = AArch32.PhysicalSErrorSyndrome();
        DISR = syndrome;
        ClearPendingPhysicalSError();

    return;
```

## Library pseudocode for aarch32/functions/ras/AArch32.EncodeAsyncErrorSyndrome

```
// AArch32.EncodeAsyncErrorSyndrome()
// =====
// Return the encoding for specified ErrorState for an SError exception taken
// to AArch32 state.

bits(2) AArch32.EncodeAsyncErrorSyndrome(ErrorState errorstate)
    case errorstate of
        when ErrorState\_UC    return '00';
        when ErrorState\_UEU   return '01';
        when ErrorState\_UEO   return '10';
        when ErrorState\_UER   return '11';
        otherwise Unreachable();
```

## Library pseudocode for aarch32/functions/ras/AArch32.PhysicalErrorSyndrome

```
// AArch32.PhysicalErrorSyndrome()
// =====
// Generate SError syndrome.

bits(16) AArch32.PhysicalErrorSyndrome()
    bits(32) syndrome = Zeros(32);
    FaultRecord fault = GetPendingPhysicalError();
    if PSTATE.EL == EL2 then
        ErrorState errstate = PEErrorState(fault);
        syndrome<11:10> = AArch32.EncodeAsyncErrorSyndrome(errstate);    // AET
        syndrome<9>      = fault.extflag;                            // EA
        syndrome<5:0>    = '010001';                                // DFSC
    else
        boolean long_format = TTBCR.EAE == '1';
        syndrome = AArch32.CommonFaultStatus(fault, long_format);
    return syndrome<15:0>;
```

## Library pseudocode for aarch32/functions/ras/AArch32.vESBOperation

```
// AArch32.vESBOperation()
// =====
// Perform the ESB operation for virtual SError interrupts executed in AArch32 state.
// If FEAT_E3DSE is implemented and there is no unmasked virtual SError exception
// pending, then AArch64.dESBOperation() is called to perform the AArch64 ESB operation
// for a pending delegated SError exception.

AArch32.vESBOperation()
    assert PSTATE.EL IN {EL0, EL1} && EL2Enabled();

    // Check for EL2 using AArch64 state
    if !ELUsingAArch32(EL2) then
        AArch64.vESBOperation();
        return;

    // If physical SError interrupts are routed to Hyp mode, and TGE is not set,
    // then a virtual SError interrupt might be pending
    vSEI_enabled = HCR.TGE == '0' && HCR.AMO == '1';
    vSEI_pending = vSEI_enabled && HCR.VA == '1';
    vintdis      = Halted() || ExternalDebugInterruptsDisabled(EL1);
    vmasked      = vintdis || PSTATE.A == '1';

    // Check for a masked virtual SError pending
    if vSEI_pending && vmasked then
        bits(32) syndrome = Zeros(32);
        syndrome<31> = '1';    // A
        syndrome<15:14> = VDFSR<15:14>;    // AET
        syndrome<12>    = VDFSR<12>;    // ExT
        syndrome<9>     = TTBCR.EAE;    // LPAE
        if TTBCR.EAE == '1' then    // Long-descriptor format
            syndrome<5:0> = '010001';    // STATUS
        else    // Short-descriptor format
            syndrome<10,3:0> = '10110';    // FS
        VDISR = syndrome;
        HCR.VA = '0';    // Clear pending virtual SError
    elsif IsFeatureImplemented(FEAT_E3DSE) && !ELUsingAArch32(EL3) then
        AArch64.dESBOperation();

    return;
```



### Library pseudocode for aarch32/functions/registers/AArch32.ResetGeneralRegisters

```
// AArch32.ResetGeneralRegisters()
// =====

AArch32.ResetGeneralRegisters()

    for i = 0 to 7
        R[i] = bits(32) UNKNOWN;
    for i = 8 to 12
        Rmode[i, M32\_User] = bits(32) UNKNOWN;
        Rmode[i, M32\_FIQ] = bits(32) UNKNOWN;
    if HaveEL(EL2) then Rmode[13, M32\_Hyp] = bits(32) UNKNOWN;           // No R14_hyp
    for i = 13 to 14
        Rmode[i, M32\_User] = bits(32) UNKNOWN;
        Rmode[i, M32\_FIQ] = bits(32) UNKNOWN;
        Rmode[i, M32\_IRQ] = bits(32) UNKNOWN;
        Rmode[i, M32\_Svc] = bits(32) UNKNOWN;
        Rmode[i, M32\_Abort] = bits(32) UNKNOWN;
        Rmode[i, M32\_Undef] = bits(32) UNKNOWN;
        if HaveEL(EL3) then Rmode[i, M32\_Monitor] = bits(32) UNKNOWN;

    return;
```

### Library pseudocode for aarch32/functions/registers/AArch32.ResetSIMDFPRegisters

```
// AArch32.ResetSIMDFPRegisters()
// =====

AArch32.ResetSIMDFPRegisters()

    for i = 0 to 15
        Q[i] = bits(128) UNKNOWN;

    return;
```

### Library pseudocode for aarch32/functions/registers/AArch32.ResetSpecialRegisters

```
// AArch32.ResetSpecialRegisters()
// =====

AArch32.ResetSpecialRegisters()

    // AArch32 special registers
    SPSR_fiq<31:0> = bits(32) UNKNOWN;
    SPSR_irq<31:0> = bits(32) UNKNOWN;
    SPSR_svc<31:0> = bits(32) UNKNOWN;
    SPSR_abt<31:0> = bits(32) UNKNOWN;
    SPSR_und<31:0> = bits(32) UNKNOWN;
    if HaveEL(EL2) then
        SPSR_hyp = bits(32) UNKNOWN;
        ELR_hyp = bits(32) UNKNOWN;
    if HaveEL(EL3) then
        SPSR_mon = bits(32) UNKNOWN;

    // External debug special registers
    DLR = bits(32) UNKNOWN;
    DSPSR = bits(32) UNKNOWN;

    return;
```

### Library pseudocode for aarch32/functions/registers/AArch32.ResetSystemRegisters

```
// AArch32.ResetSystemRegisters()
// =====

AArch32.ResetSystemRegisters(boolean cold_reset);
```

## Library pseudocode for aarch32/functions/registers/ALUExceptionReturn

```
// ALUExceptionReturn()
// =====

ALUExceptionReturn(bits(32) address)
    if PSTATE.EL == EL2 then
        UNDEFINED;
    elsif PSTATE.M IN {M32\_User,M32\_System} then
        Constraint c = ConstrainUnpredictable(Unpredictable\_ALUEXCEPTIONRETURN);
        assert c IN {Constraint\_UNDEF, Constraint\_NOP};
        case c of
            when Constraint\_UNDEF
                UNDEFINED;
            when Constraint\_NOP
                EndOfInstruction();
        else
            AArch32.ExceptionReturn(address, SPSR\_curr[]);
```

## Library pseudocode for aarch32/functions/registers/ALUWritePC

```
// ALUWritePC()
// =====

ALUWritePC(bits(32) address)
    if CurrentInstrSet() == InstrSet\_A32 then
        BXWritePC(address, BranchType\_INDIR);
    else
        BranchWritePC(address, BranchType\_INDIR);
```

## Library pseudocode for aarch32/functions/registers/BXWritePC

```
// BXWritePC()
// =====

BXWritePC(bits(32) address_in, BranchType branch_type)
    bits(32) address = address_in;
    if address<0> == '1' then
        SelectInstrSet(InstrSet\_T32);
        address<0> = '0';
    else
        SelectInstrSet(InstrSet\_A32);
        // For branches to an unaligned PC counter in A32 state, the processor takes the branch
        // and does one of:
        // * Forces the address to be aligned
        // * Leaves the PC unaligned, meaning the target generates a PC Alignment fault.
        if address<1> == '1' && ConstrainUnpredictableBool(Unpredictable\_A32FORCEALIGNPC) then
            address<1> = '0';
        boolean branch_conditional = !(AArch32.CurrentCond() IN {'111x'});
        BranchTo(address, branch_type, branch_conditional);
```

## Library pseudocode for aarch32/functions/registers/BranchWritePC

```
// BranchWritePC()
// =====

BranchWritePC(bits(32) address_in, BranchType branch_type)
    bits(32) address = address_in;
    if CurrentInstrSet() == InstrSet\_A32 then
        address<1:0> = '00';
    else
        address<0> = '0';
    boolean branch_conditional = !(AArch32.CurrentCond() IN {'111x'});
    BranchTo(address, branch_type, branch_conditional);
```

## Library pseudocode for aarch32/functions/registers/CBWritePC

```
// CBWritePC()
// =====
// Takes a branch from a CBNZ/CBZ instruction.

CBWritePC(bits(32) address_in)
    bits(32) address = address_in;
    assert CurrentInstrSet\(\) == InstrSet\_T32;
    address<0> = '0';
    boolean branch_conditional = TRUE;
    BranchTo(address, BranchType\_DIR, branch_conditional);
```

## Library pseudocode for aarch32/functions/registers/D

```
// D[] - non-assignment form
// =====

bits(64) D[integer n]
    assert n >= 0 && n <= 31;
    bits(128) vreg = V[n DIV 2, 128];
    return Elem[vreg, n MOD 2, 64];

// D[] - assignment form
// =====

D[integer n] = bits(64) value
    assert n >= 0 && n <= 31;
    bits(128) vreg = V[n DIV 2, 128];
    Elem[vreg, n MOD 2, 64] = value;
    V[n DIV 2, 128] = vreg;
    return;
```

## Library pseudocode for aarch32/functions/registers/Din

```
// Din[] - non-assignment form
// =====

bits(64) Din[integer n]
    assert n >= 0 && n <= 31;
    return \_Dclone[n];
```

## Library pseudocode for aarch32/functions/registers/H

```
// H[] - non-assignment form
// =====

bits(16) H[integer n]
    assert n >= 0 && n <= 31;
    return S[n]<15:0>;

// H[] - assignment form
// =====

H[integer n] = bits(16) value
    S[n] = ZeroExtend(value, 32);
```

## Library pseudocode for aarch32/functions/registers/LR

```
// LR - assignment form
// =====

LR = bits(32) value
  R[14] = value;
  return;

// LR - non-assignment form
// =====

bits(32) LR
  return R[14];
```

## Library pseudocode for aarch32/functions/registers/LoadWritePC

```
// LoadWritePC()
// =====

LoadWritePC(bits(32) address)
  BXWritePC(address, BranchType_INDIR);
```

## Library pseudocode for aarch32/functions/registers/LookUpRIndex

```
// LookUpRIndex()
// =====

integer LookUpRIndex(integer n, bits(5) mode)
  assert n >= 0 && n <= 14;

  integer result;
  case n of // Select index by mode:      usr fiq irq svc abt und hyp
    when 8   result = RBankSelect(mode, 8, 24, 8, 8, 8, 8, 8);
    when 9   result = RBankSelect(mode, 9, 25, 9, 9, 9, 9, 9);
    when 10  result = RBankSelect(mode, 10, 26, 10, 10, 10, 10, 10);
    when 11  result = RBankSelect(mode, 11, 27, 11, 11, 11, 11, 11);
    when 12  result = RBankSelect(mode, 12, 28, 12, 12, 12, 12, 12);
    when 13  result = RBankSelect(mode, 13, 29, 17, 19, 21, 23, 15);
    when 14  result = RBankSelect(mode, 14, 30, 16, 18, 20, 22, 14);
    otherwise result = n;

  return result;
```

## Library pseudocode for aarch32/functions/registers/Monitor\_mode\_registers

```
bits(32) SP_mon;
bits(32) LR_mon;
```

## Library pseudocode for aarch32/functions/registers/PC32

```
// AArch32 program counter

// PC32 - non-assignment form
// =====

bits(32) PC32
  return R[15]; // This includes the offset from AArch32 state
```

## Library pseudocode for aarch32/functions/registers/PCStoreValue

```
// PCStoreValue()
// =====

bits(32) PCStoreValue()
    // This function returns the PC value. On architecture versions before Armv7, it
    // is permitted to instead return PC+4, provided it does so consistently. It is
    // used only to describe A32 instructions, so it returns the address of the current
    // instruction plus 8 (normally) or 12 (when the alternative is permitted).
    return PC32;
```

## Library pseudocode for aarch32/functions/registers/Q

```
// Q[] - non-assignment form
// =====

bits(128) Q[integer n]
    assert n >= 0 && n <= 15;
    return V[n, 128];

// Q[] - assignment form
// =====

Q[integer n] = bits(128) value
    assert n >= 0 && n <= 15;
    V[n, 128] = value;
    return;
```

## Library pseudocode for aarch32/functions/registers/Qin

```
// Qin[] - non-assignment form
// =====

bits(128) Qin[integer n]
    assert n >= 0 && n <= 15;
    return Din[2*n+1]:Din[2*n];
```

## Library pseudocode for aarch32/functions/registers/R

```
// R[] - assignment form
// =====

R[integer n] = bits(32) value
    Rmode[n, PSTATE.M] = value;
    return;

// R[] - non-assignment form
// =====

bits(32) R[integer n]
    if n == 15 then
        offset = (if CurrentInstrSet() == InstrSet\_A32 then 8 else 4);
        return _PC<31:0> + offset;
    else
        return Rmode[n, PSTATE.M];
```

## Library pseudocode for aarch32/functions/registers/RBankSelect

```
// RBankSelect()
// =====

integer RBankSelect(bits(5) mode, integer usr, integer fiq, integer irq,
                    integer svc, integer abt, integer und, integer hyp)

integer result;
case mode of
    when M32\_User      result = usr; // User mode
    when M32\_FIQ       result = fiq; // FIQ mode
    when M32\_IRQ       result = irq; // IRQ mode
    when M32\_Svc       result = svc; // Supervisor mode
    when M32\_Abort     result = abt; // Abort mode
    when M32\_Hyp       result = hyp; // Hyp mode
    when M32\_Undef     result = und; // Undefined mode
    when M32\_System    result = usr; // System mode uses User mode registers
    otherwise          Unreachable(); // Monitor mode

return result;
```

## Library pseudocode for aarch32/functions/registers/Rmode

```
// Rmode[] - non-assignment form
// =====

bits(32) Rmode[integer n, bits(5) mode]
    assert n >= 0 && n <= 14;

    // Check for attempted use of Monitor mode in Non-secure state.
    if CurrentSecurityState() != SS\_Secure then assert mode != M32\_Monitor;
    assert !BadMode(mode);

    if mode == M32\_Monitor then
        if n == 13 then return SP_mon;
        elsif n == 14 then return LR_mon;
        else return _R[n]<31:0>;
    else
        return _R[LookUpRIndex(n, mode)]<31:0>;

// Rmode[] - assignment form
// =====

Rmode[integer n, bits(5) mode] = bits(32) value
    assert n >= 0 && n <= 14;

    // Check for attempted use of Monitor mode in Non-secure state.
    if CurrentSecurityState() != SS\_Secure then assert mode != M32\_Monitor;
    assert !BadMode(mode);

    if mode == M32\_Monitor then
        if n == 13 then SP_mon = value;
        elsif n == 14 then LR_mon = value;
        else _R[n]<31:0> = value;
    else
        // It is CONSTRAINED UNPREDICTABLE whether the upper 32 bits of the X
        // register are unchanged or set to zero. This is also tested for on
        // exception entry, as this applies to all AArch32 registers.
        if HaveAArch64() && ConstrainUnpredictableBool(Unpredictable\_ZEROUPPER) then
            _R[LookUpRIndex(n, mode)] = ZeroExtend(value, 64);
        else
            _R[LookUpRIndex(n, mode)]<31:0> = value;

return;
```

## Library pseudocode for aarch32/functions/registers/S

```
// S[] - non-assignment form
// =====

bits(32) S[integer n]
    assert n >= 0 && n <= 31;
    bits(128) vreg = V[n DIV 4, 128];
    return Elem[vreg, n MOD 4, 32];

// S[] - assignment form
// =====

S[integer n] = bits(32) value
    assert n >= 0 && n <= 31;
    bits(128) vreg = V[n DIV 4, 128];
    Elem[vreg, n MOD 4, 32] = value;
    V[n DIV 4, 128] = vreg;
    return;
```

## Library pseudocode for aarch32/functions/registers/\_Dclone

```
// _Dclone[]
// =====
// Clone the 64-bit Advanced SIMD and VFP extension register bank for use as input to
// instruction pseudocode, to avoid read-after-write for Advanced SIMD and VFP operations.

array bits(64) _Dclone[0..31];
```

## Library pseudocode for aarch32/functions/system/AArch32.ExceptionReturn

```
// AArch32.ExceptionReturn()
// =====

AArch32.ExceptionReturn(bits(32) new_pc_in, bits(32) spsr)
    bits(32) new_pc = new_pc_in;
    SynchronizeContext();
    // Attempts to change to an illegal mode or state will invoke the Illegal Execution state
    // mechanism
    SetPSTATEFromPSR(spsr);
    ClearExclusiveLocal(ProcessorID());
    SendEventLocal();

    if PSTATE.IL == '1' then
        // If the exception return is illegal, PC[1:0] are UNKNOWN
        new_pc<1:0> = bits(2) UNKNOWN;
    else
        // LR[1:0] or LR[0] are treated as being 0, depending on the target instruction set state
        if PSTATE.T == '1' then
            new_pc<0> = '0'; // T32
        else
            new_pc<1:0> = '00'; // A32

    boolean branch_conditional = !(AArch32.CurrentCond() IN {'111x'});
    BranchTo(new_pc, BranchType\_EREt, branch_conditional);

    CheckExceptionCatch(FALSE); // Check for debug event on exception return
```

## Library pseudocode for aarch32/functions/system/AArch32.ExecutingCP10or11Instr

```
// AArch32.ExecutingCP10or11Instr()
// =====

boolean AArch32.ExecutingCP10or11Instr()
    instr = ThisInstr\(\);
    instr_set = CurrentInstrSet\(\);
    assert instr_set IN {InstrSet\_A32, InstrSet\_T32};

    if instr_set == InstrSet\_A32 then
        return ((instr<27:24> == '1110' || instr<27:25> == '110') && instr<11:8> IN {'101x'});
    else // InstrSet_T32
        return (instr<31:28> IN {'111x'} && (instr<27:24> == '1110' || instr<27:25> == '110') &&
            instr<11:8> IN {'101x'});
```

## Library pseudocode for aarch32/functions/system/AArch32.ITAdvance

```
// AArch32.ITAdvance()
// =====

AArch32.ITAdvance()
    if PSTATE.IT<2:0> == '000' then
        PSTATE.IT = '00000000';
    else
        PSTATE.IT<4:0> = LSL(PSTATE.IT<4:0>, 1);
    return;
```

## Library pseudocode for aarch32/functions/system/AArch32.SysRegRead

```
// AArch32.SysRegRead()
// =====
// Read from a 32-bit AArch32 System register and write the register's contents to R[t].

AArch32.SysRegRead(integer cp_num, bits(32) instr, integer t);
```

## Library pseudocode for aarch32/functions/system/AArch32.SysRegRead64

```
// AArch32.SysRegRead64()
// =====
// Read from a 64-bit AArch32 System register and write the register's contents to R[t] and R[t2].

AArch32.SysRegRead64(integer cp_num, bits(32) instr, integer t, integer t2);
```

## Library pseudocode for aarch32/functions/system/AArch32.SysRegReadCanWriteAPSR

```
// AArch32.SysRegReadCanWriteAPSR()
// =====
// Determines whether the AArch32 System register read instruction can write to APSR flags.

boolean AArch32.SysRegReadCanWriteAPSR(integer cp_num, bits(32) instr)
    assert UsingAArch32\(\);
    assert (cp_num IN {14,15});
    assert cp_num == UInt(instr<11:8>);

    opc1 = UInt(instr<23:21>);
    opc2 = UInt(instr<7:5>);
    CRn = UInt(instr<19:16>);
    CRm = UInt(instr<3:0>);

    if cp_num == 14 && opc1 == 0 && CRn == 0 && CRm == 1 && opc2 == 0 then // DBGDSCRint
        return TRUE;

    return FALSE;
```



### Library pseudocode for aarch32/functions/system/AArch32.SysRegWrite

```
// AArch32.SysRegWrite()
// =====
// Read the contents of R[t] and write to a 32-bit AArch32 System register.

AArch32.SysRegWrite(integer cp_num, bits(32) instr, integer t);
```

### Library pseudocode for aarch32/functions/system/AArch32.SysRegWrite64

```
// AArch32.SysRegWrite64()
// =====
// Read the contents of R[t] and R[t2] and write to a 64-bit AArch32 System register.

AArch32.SysRegWrite64(integer cp_num, bits(32) instr, integer t, integer t2);
```

### Library pseudocode for aarch32/functions/system/AArch32.SysRegWriteM

```
// AArch32.SysRegWriteM()
// =====
// Read a value from a virtual address and write it to an AArch32 System register.

AArch32.SysRegWriteM(integer cp_num, bits(32) instr, bits(32) address);
```

### Library pseudocode for aarch32/functions/system/AArch32.WriteMode

```
// AArch32.WriteMode()
// =====
// Function for dealing with writes to PSTATE.M from AArch32 state only.
// This ensures that PSTATE.EL and PSTATE.SP are always valid.

AArch32.WriteMode(bits(5) mode)
    (valid,el) = ELFromM32(mode);
    assert valid;
    PSTATE.M    = mode;
    PSTATE.EL   = el;
    PSTATE.nRW  = '1';
    PSTATE.SP   = (if mode IN {M32\_User,M32\_System} then '0' else '1');
    return;
```

## Library pseudocode for aarch32/functions/system/AArch32.WriteModeByInstr

```
// AArch32.WriteModeByInstr()
// =====
// Function for dealing with writes to PSTATE.M from an AArch32 instruction, and ensuring that
// illegal state changes are correctly flagged in PSTATE.IL.

AArch32.WriteModeByInstr(bits(5) mode)
    (valid,el) = ELFromM32(mode);

    // 'valid' is set to FALSE if 'mode' is invalid for this implementation or the current value
    // of SCR.NS/SCR_EL3.NS. Additionally, it is illegal for an instruction to write 'mode' to
    // PSTATE.EL if it would result in any of:
    // * A change to a mode that would cause entry to a higher Exception level.
    if UInt(el) > UInt(PSTATE.EL) then
        valid = FALSE;

    // * A change to or from Hyp mode.
    if (PSTATE.M == M32\_Hyp || mode == M32\_Hyp) && PSTATE.M != mode then
        valid = FALSE;

    // * When EL2 is implemented, the value of HCR.TGE is '1', a change to a Non-secure EL1 mode.
    if PSTATE.M == M32\_Monitor && HaveEL(EL2) && el == EL1 && SCR.NS == '1' && HCR.TGE == '1' then
        valid = FALSE;

    if !valid then
        PSTATE.IL = '1';
    else
        AArch32.WriteMode(mode);
```

## Library pseudocode for aarch32/functions/system/BadMode

```
// BadMode()
// =====

boolean BadMode(bits(5) mode)
    // Return TRUE if 'mode' encodes a mode that is not valid for this implementation
    boolean valid;
    case mode of
        when M32\_Monitor
            valid = HaveAArch32EL(EL3);
        when M32\_Hyp
            valid = HaveAArch32EL(EL2);
        when M32\_FIQ, M32\_IRQ, M32\_Svc, M32\_Abort, M32\_Undef, M32\_System
            // If EL3 is implemented and using AArch32, then these modes are EL3 modes in Secure
            // state, and EL1 modes in Non-secure state. If EL3 is not implemented or is using
            // AArch64, then these modes are EL1 modes.
            // Therefore it is sufficient to test this implementation supports EL1 using AArch32.
            valid = HaveAArch32EL(EL1);
        when M32\_User
            valid = HaveAArch32EL(EL0);
        otherwise
            valid = FALSE; // Passed an illegal mode value
    return !valid;
```

## Library pseudocode for aarch32/functions/system/BankedRegisterAccessValid

```
// BankedRegisterAccessValid()
// =====
// Checks for MRS (Banked register) or MSR (Banked register) accesses to registers
// other than the SPSRs that are invalid. This includes ELR_hyp accesses.

BankedRegisterAccessValid(bits(5) SYSm, bits(5) mode)

    case SYSm of
        when '000xx', '00100' // R8_usr to R12_usr
            if mode != M32\_FIQ then UNPREDICTABLE;
        when '00101' // SP_usr
            if mode == M32\_System then UNPREDICTABLE;
        when '00110' // LR_usr
            if mode IN {M32\_Hyp, M32\_System} then UNPREDICTABLE;
        when '010xx', '0110x', '01110' // R8_fiq to R12_fiq, SP_fiq, LR_fiq
            if mode == M32\_FIQ then UNPREDICTABLE;
        when '1000x' // LR_irq, SP_irq
            if mode == M32\_IRQ then UNPREDICTABLE;
        when '1001x' // LR_svc, SP_svc
            if mode == M32\_Svc then UNPREDICTABLE;
        when '1010x' // LR_abt, SP_abt
            if mode == M32\_Abort then UNPREDICTABLE;
        when '1011x' // LR_und, SP_und
            if mode == M32\_Undef then UNPREDICTABLE;
        when '1110x' // LR_mon, SP_mon
            if (!HaveEL(EL3) || CurrentSecurityState() != SS\_Secure ||
                mode == M32\_Monitor) then UNPREDICTABLE;
        when '11110' // ELR_hyp, only from Monitor or Hyp mode
            if !HaveEL(EL2) || !(mode IN {M32\_Monitor, M32\_Hyp}) then UNPREDICTABLE;
        when '11111' // SP_hyp, only from Monitor mode
            if !HaveEL(EL2) || mode != M32\_Monitor then UNPREDICTABLE;
        otherwise
            UNPREDICTABLE;

    return;
```

## Library pseudocode for aarch32/functions/system/CPSRWriteByInstr

```
// CPSRWriteByInstr()
// =====
// Update PSTATE.<N,Z,C,V,Q,GE,E,A,I,F,M> from a CPSR value written by an MSR instruction.

CPSRWriteByInstr(bits(32) value, bits(4) bytemask)
    privileged = PSTATE.EL != EL0; // PSTATE.<A,I,F,M> are not writable at EL0

    // Write PSTATE from 'value', ignoring bytes masked by 'bytemask'
    if bytemask<3> == '1' then
        PSTATE.<N,Z,C,V,Q> = value<31:27>;
        // Bits <26:24> are ignored

    if bytemask<2> == '1' then
        if IsFeatureImplemented(FEAT_SSBS) then
            PSTATE.SSBS = value<23>;
        if privileged then
            PSTATE.PAN = value<22>;
        if IsFeatureImplemented(FEAT_DIT) then
            PSTATE.DIT = value<21>;
        // Bit <20> is RES0
        PSTATE.GE = value<19:16>;

    if bytemask<1> == '1' then
        // Bits <15:10> are RES0
        PSTATE.E = value<9>; // PSTATE.E is writable at EL0
        if privileged then
            PSTATE.A = value<8>;

    if bytemask<0> == '1' then
        if privileged then
            PSTATE.<I,F> = value<7:6>;
            // Bit <5> is RES0
            // AArch32.WriteModeByInstr() sets PSTATE.IL to 1 if this is an illegal mode change.
            AArch32.WriteModeByInstr(value<4:0>);

    return;
```

## Library pseudocode for aarch32/functions/system/ConditionPassed

```
// ConditionPassed()
// =====

boolean ConditionPassed()
    return ConditionHolds(AArch32.CurrentCond());
```

## Library pseudocode for aarch32/functions/system/CurrentCond

```
// CurrentCond()
// =====

bits(4) AArch32.CurrentCond();
```

## Library pseudocode for aarch32/functions/system/InITBlock

```
// InITBlock()
// =====

boolean InITBlock()
    if CurrentInstrSet() == InstrSet\_T32 then
        return PSTATE.IT<3:0> != '0000';
    else
        return FALSE;
```

## Library pseudocode for aarch32/functions/system/LastInITBlock

```
// LastInITBlock()
// =====

boolean LastInITBlock()
    return (PSTATE.IT<3:0> == '1000');
```

## Library pseudocode for aarch32/functions/system/SPSRWriteByInstr

```
// SPSRWriteByInstr()
// =====

SPSRWriteByInstr(bits(32) value, bits(4) bytemask)

    bits(32) new_spsr = SPSR\_curr[];

    if bytemask<3> == '1' then
        new_spsr<31:24> = value<31:24>; // N,Z,C,V,Q flags, IT[1:0],J bits

    if bytemask<2> == '1' then
        new_spsr<23:16> = value<23:16>; // IL bit, GE[3:0] flags

    if bytemask<1> == '1' then
        new_spsr<15:8> = value<15:8>; // IT[7:2] bits, E bit, A interrupt mask

    if bytemask<0> == '1' then
        new_spsr<7:0> = value<7:0>; // I,F interrupt masks, T bit, Mode bits

    SPSR\_curr[] = new_spsr; // UNPREDICTABLE if User or System mode

    return;
```

## Library pseudocode for aarch32/functions/system/SPSRAccessValid

```
// SPSRAccessValid()
// =====
// Checks for MRS (Banked register) or MSR (Banked register) accesses to the SPSRs
// that are UNPREDICTABLE

SPSRAccessValid(bits(5) SYSm, bits(5) mode)
    case SYSm of
        when '01110' // SPSR_fiq
            if mode == M32\_FIQ then UNPREDICTABLE;
        when '10000' // SPSR_irq
            if mode == M32\_IRQ then UNPREDICTABLE;
        when '10010' // SPSR_svc
            if mode == M32\_Svc then UNPREDICTABLE;
        when '10100' // SPSR_abt
            if mode == M32\_Abort then UNPREDICTABLE;
        when '10110' // SPSR_und
            if mode == M32\_Undef then UNPREDICTABLE;
        when '11100' // SPSR_mon
            if (!HaveEL(EL3) || mode == M32\_Monitor ||
                CurrentSecurityState() != SS\_Secure) then UNPREDICTABLE;
        when '11110' // SPSR_hyp
            if !HaveEL(EL2) || mode != M32\_Monitor then UNPREDICTABLE;
        otherwise
            UNPREDICTABLE;

    return;
```

## Library pseudocode for aarch32/functions/system/SelectInstrSet

```
// SelectInstrSet()
// =====

SelectInstrSet(InstrSet iset)
    assert CurrentInstrSet() IN {InstrSet\_A32, InstrSet\_T32};
    assert iset IN {InstrSet\_A32, InstrSet\_T32};

    PSTATE.T = if iset == InstrSet\_A32 then '0' else '1';

    return;
```

## Library pseudocode for aarch32/functions/tlbi/AArch32.DTLBI\_ALL

```
// AArch32.DTLBI_ALL()
// =====
// Invalidate all data TLB entries for the indicated translation regime with the
// the indicated security state for all TLBs within the indicated shareability domain.
// Invalidation applies to all applicable stage 1 and stage 2 entries.

AArch32.DTLBI_ALL(SecurityState security, Regime regime, Shareability shareability,
    TLBIMemAttr attr)
    assert PSTATE.EL IN {EL3, EL2, EL1};

    TLBIRecord r;
    r.op = TLBIOp\_DALL;
    r.from_aarch64 = FALSE;
    r.security = security;
    r.regime = regime;
    r.level = TLBILevel\_Any;
    r.attr = attr;

    TLBI(r);
    if shareability != Shareability\_NSH then Broadcast(shareability, r);
    return;
```

## Library pseudocode for aarch32/functions/tlbi/AArch32.DTLBI\_ASID

```
// AArch32.DTLBI_ASID()
// =====
// Invalidate all data TLB stage 1 entries matching the indicated VMID (where regime supports)
// and ASID in the parameter Rt in the indicated translation regime with the
// indicated security state for all TLBs within the indicated shareability domain.
// Note: stage 1 and stage 2 combined entries are in the scope of this operation.

AArch32.DTLBI_ASID(SecurityState security, Regime regime, bits(16) vmid,
    Shareability shareability, TLBIMemAttr attr, bits(32) Rt)
    assert PSTATE.EL IN {EL3, EL2, EL1};

    TLBIRecord r;
    r.op = TLBIOp\_DASID;
    r.from_aarch64 = FALSE;
    r.security = security;
    r.regime = regime;
    r.vmid = vmid;
    r.level = TLBILevel\_Any;
    r.attr = attr;
    r.asid = Zeros(8) : Rt<7:0>;

    TLBI(r);
    if shareability != Shareability\_NSH then Broadcast(shareability, r);
    return;
```

## Library pseudocode for aarch32/functions/tlbi/AArch32.DTLBI\_VA

```
// AArch32.DTLBI_VA()
// =====
// Invalidate by VA all stage 1 data TLB entries in the indicated shareability domain
// matching the indicated VMID and ASID (where regime supports VMID, ASID) in the indicated regime
// with the indicated security state.
// ASID, VA and related parameters are derived from Rt.
// Note: stage 1 and stage 2 combined entries are in the scope of this operation.

AArch32.DTLBI_VA(SecurityState security, Regime regime, bits(16) vmid,
                 Shareability shareability, TLBILevel level, TLBIMemAttr attr, bits(32) Rt)
    assert PSTATE.EL IN {EL3, EL2, EL1};

    TLBIRecord r;
    r.op = TLBIOp\_DVA;
    r.from_aarch64 = FALSE;
    r.security = security;
    r.regime = regime;
    r.vmid = vmid;
    r.level = level;
    r.attr = attr;
    r.asid = Zeros(8) : Rt<7:0>;
    r.address = Zeros(32) : Rt<31:12> : Zeros(12);

    TLBI(r);
    if shareability != Shareability\_NSH then Broadcast(shareability, r);
    return;
```

## Library pseudocode for aarch32/functions/tlbi/AArch32.ITLBI\_ALL

```
// AArch32.ITLBI_ALL()
// =====
// Invalidate all instruction TLB entries for the indicated translation regime with the
// the indicated security state for all TLBs within the indicated shareability domain.
// Invalidation applies to all applicable stage 1 and stage 2 entries.

AArch32.ITLBI_ALL(SecurityState security, Regime regime, Shareability shareability,
                 TLBIMemAttr attr)
    assert PSTATE.EL IN {EL3, EL2, EL1};

    TLBIRecord r;
    r.op = TLBIOp\_IALL;
    r.from_aarch64 = FALSE;
    r.security = security;
    r.regime = regime;
    r.level = TLBILevel\_Any;
    r.attr = attr;

    TLBI(r);
    if shareability != Shareability\_NSH then Broadcast(shareability, r);
    return;
```

## Library pseudocode for aarch32/functions/tlbi/AArch32.ITLBI\_ASID

```
// AArch32.ITLBI_ASID()
// =====
// Invalidate all instruction TLB stage 1 entries matching the indicated VMID
// (where regime supports) and ASID in the parameter Rt in the indicated translation
// regime with the indicated security state for all TLBs within the indicated shareability domain.
// Note: stage 1 and stage 2 combined entries are in the scope of this operation.

AArch32.ITLBI_ASID(SecurityState security, Regime regime, bits(16) vmid,
                   Shareability shareability, TLBIMemAttr attr, bits(32) Rt)
    assert PSTATE.EL IN {EL3, EL2, EL1};

    TLBIRecord r;
    r.op          = TLBIOp\_IASID;
    r.from_aarch64 = FALSE;
    r.security     = security;
    r.regime       = regime;
    r.vmid         = vmid;
    r.level        = TLBILevel\_Any;
    r.attr         = attr;
    r.asid         = Zeros(8) : Rt<7:0>;

    TLBI(r);
    if shareability != Shareability\_NSH then Broadcast(shareability, r);
    return;
```

## Library pseudocode for aarch32/functions/tlbi/AArch32.ITLBI\_VA

```
// AArch32.ITLBI_VA()
// =====
// Invalidate by VA all stage 1 instruction TLB entries in the indicated shareability domain
// matching the indicated VMID and ASID (where regime supports VMID, ASID) in the indicated regime
// with the indicated security state.
// ASID, VA and related parameters are derived from Rt.
// Note: stage 1 and stage 2 combined entries are in the scope of this operation.

AArch32.ITLBI_VA(SecurityState security, Regime regime, bits(16) vmid,
                 Shareability shareability, TLBILevel level, TLBIMemAttr attr, bits(32) Rt)
    assert PSTATE.EL IN {EL3, EL2, EL1};

    TLBIRecord r;
    r.op          = TLBIOp\_IVA;
    r.from_aarch64 = FALSE;
    r.security     = security;
    r.regime       = regime;
    r.vmid         = vmid;
    r.level        = level;
    r.attr         = attr;
    r.asid         = Zeros(8) : Rt<7:0>;
    r.address      = Zeros(32) : Rt<31:12> : Zeros(12);

    TLBI(r);
    if shareability != Shareability\_NSH then Broadcast(shareability, r);
    return;
```



## Library pseudocode for aarch32/functions/tlbi/AArch32.TLBI\_ALL

```
// AArch32.TLBI_ALL()
// =====
// Invalidate all entries for the indicated translation regime with the
// the indicated security state for all TLBs within the indicated shareability domain.
// Invalidation applies to all applicable stage 1 and stage 2 entries.

AArch32.TLBI_ALL(SecurityState security, Regime regime, Shareability shareability, TLBIMemAttr attr)
    assert PSTATE.EL IN {EL3, EL2};

    TLBIRecord r;
    r.op = TLBIOp\_ALL;
    r.from_aarch64 = FALSE;
    r.security = security;
    r.regime = regime;
    r.level = TLBILevel\_Any;
    r.attr = attr;

    TLBI(r);
    if shareability != Shareability\_NSH then Broadcast(shareability, r);
    return;
```

## Library pseudocode for aarch32/functions/tlbi/AArch32.TLBI\_ASID

```
// AArch32.TLBI_ASID()
// =====
// Invalidate all stage 1 entries matching the indicated VMID (where regime supports)
// and ASID in the parameter Rt in the indicated translation regime with the
// indicated security state for all TLBs within the indicated shareability domain.
// Note: stage 1 and stage 2 combined entries are in the scope of this operation.

AArch32.TLBI_ASID(SecurityState security, Regime regime, bits(16) vmid,
    Shareability shareability, TLBIMemAttr attr, bits(32) Rt)
    assert PSTATE.EL IN {EL3, EL2, EL1};

    TLBIRecord r;
    r.op = TLBIOp\_ASID;
    r.from_aarch64 = FALSE;
    r.security = security;
    r.regime = regime;
    r.vmid = vmid;
    r.level = TLBILevel\_Any;
    r.attr = attr;
    r.asid = Zeros(8) : Rt<7:0>;

    TLBI(r);
    if shareability != Shareability\_NSH then Broadcast(shareability, r);
    return;
```

## Library pseudocode for aarch32/functions/tlbi/AArch32.TLBI\_IPAS2

```
// AArch32.TLBI_IPAS2()
// =====
// Invalidate by IPA all stage 2 only TLB entries in the indicated shareability
// domain matching the indicated VMID in the indicated regime with the indicated security state.
// Note: stage 1 and stage 2 combined entries are not in the scope of this operation.
// IPA and related parameters of the are derived from Rt.

AArch32.TLBI_IPAS2(SecurityState security, Regime regime, bits(16) vmid,
                   Shareability shareability, TLBILevel level, TLBIMemAttr attr, bits(32) Rt)
    assert PSTATE.EL IN {EL3, EL2};
    assert security == SS\_NonSecure;

    TLBIRecord r;
    r.op = TLBIOp\_IPAS2;
    r.from_aarch64 = FALSE;
    r.security = security;
    r.regime = regime;
    r.vmid = vmid;
    r.level = level;
    r.attr = attr;
    r.address = Zeros(24) : Rt<27:0> : Zeros(12);
    r.ipaspace = PAS\_NonSecure;

    TLBI(r);
    if shareability != Shareability\_NSH then Broadcast(shareability, r);
    return;
```

## Library pseudocode for aarch32/functions/tlbi/AArch32.TLBI\_VA

```
// AArch32.TLBI_VA()
// =====
// Invalidate by VA all stage 1 TLB entries in the indicated shareability domain
// matching the indicated VMID and ASID (where regime supports VMID, ASID) in the indicated regime
// with the indicated security state.
// ASID, VA and related parameters are derived from Rt.
// Note: stage 1 and stage 2 combined entries are in the scope of this operation.

AArch32.TLBI_VA(SecurityState security, Regime regime, bits(16) vmid,
                Shareability shareability, TLBILevel level, TLBIMemAttr attr, bits(32) Rt)
    assert PSTATE.EL IN {EL3, EL2, EL1};

    TLBIRecord r;
    r.op = TLBIOp\_VA;
    r.from_aarch64 = FALSE;
    r.security = security;
    r.regime = regime;
    r.vmid = vmid;
    r.level = level;
    r.attr = attr;
    r.asid = Zeros(8) : Rt<7:0>;
    r.address = Zeros(32) : Rt<31:12> : Zeros(12);

    TLBI(r);
    if shareability != Shareability\_NSH then Broadcast(shareability, r);
    return;
```

## Library pseudocode for aarch32/functions/tlbi/AArch32.TLBI\_VAA

```
// AArch32.TLBI_VAA()
// =====
// Invalidate by VA all stage 1 TLB entries in the indicated shareability domain
// matching the indicated VMID (where regime supports VMID) and all ASID in the indicated regime
// with the indicated security state.
// VA and related parameters are derived from Rt.
// Note: stage 1 and stage 2 combined entries are in the scope of this operation.

AArch32.TLBI_VAA(SecurityState security, Regime regime, bits(16) vmid,
                 Shareability shareability, TLBILevel level, TLBIMemAttr attr, bits(32) Rt)
    assert PSTATE.EL IN {EL3, EL2, EL1};

    TLBIRecord r;
    r.op = TLBIOp\_VAA;
    r.from_aarch64 = FALSE;
    r.security = security;
    r.regime = regime;
    r.vmid = vmid;
    r.level = level;
    r.attr = attr;
    r.address = Zeros(32) : Rt<31:12> : Zeros(12);

    TLBI(r);
    if shareability != Shareability\_NSH then Broadcast(shareability, r);
    return;
```

## Library pseudocode for aarch32/functions/tlbi/AArch32.TLBI\_VMALL

```
// AArch32.TLBI_VMALL()
// =====
// Invalidate all stage 1 entries for the indicated translation regime with the
// the indicated security state for all TLBs within the indicated shareability
// domain that match the indicated VMID (where applicable).
// Note: stage 1 and stage 2 combined entries are in the scope of this operation.
// Note: stage 2 only entries are not in the scope of this operation.

AArch32.TLBI_VMALL(SecurityState security, Regime regime, bits(16) vmid,
                  Shareability shareability, TLBIMemAttr attr)
    assert PSTATE.EL IN {EL3, EL2, EL1};

    TLBIRecord r;
    r.op = TLBIOp\_VMALL;
    r.from_aarch64 = FALSE;
    r.security = security;
    r.regime = regime;
    r.level = TLBILevel\_Any;
    r.vmid = vmid;
    r.attr = attr;

    TLBI(r);
    if shareability != Shareability\_NSH then Broadcast(shareability, r);
    return;
```

## Library pseudocode for aarch32/functions/tlbi/AArch32.TLBI\_VMALLS12

```
// AArch32.TLBI_VMALLS12()
// =====
// Invalidate all stage 1 and stage 2 entries for the indicated translation
// regime with the indicated security state for all TLBs within the indicated
// shareability domain that match the indicated VMID.

AArch32.TLBI_VMALLS12(SecurityState security, Regime regime, bits(16) vmid,
    Shareability shareability, TLBIMemAttr attr)
    assert PSTATE.EL IN {EL3, EL2};

    TLBIRecord r;
    r.op = TLBIOp\_VMALLS12;
    r.from_aarch64 = FALSE;
    r.security = security;
    r.regime = regime;
    r.level = TLBILevel\_Any;
    r.vmid = vmid;
    r.attr = attr;

    TLBI(r);
    if shareability != Shareability\_NSH then Broadcast(shareability, r);
    return;
```

## Library pseudocode for aarch32/functions/v6simd/Sat

```
// Sat()
// =====

bits(N) Sat(integer i, integer N, boolean unsigned)
    result = if unsigned then UnsignedSat(i, N) else SignedSat(i, N);
    return result;
```

## Library pseudocode for aarch32/functions/v6simd/SignedSat

```
// SignedSat()
// =====

bits(N) SignedSat(integer i, integer N)
    (result, -) = SignedSatQ(i, N);
    return result;
```

## Library pseudocode for aarch32/functions/v6simd/UnsignedSat

```
// UnsignedSat()
// =====

bits(N) UnsignedSat(integer i, integer N)
    (result, -) = UnsignedSatQ(i, N);
    return result;
```

## Library pseudocode for aarch32/ic/AArch32.IC

```
// AArch32.IC()
// =====
// Perform Instruction Cache Operation.

AArch32.IC(CacheOpScope opscope)
    regval = bits(32) UNKNOWN;
    AArch32.IC(regval, opscope);

// AArch32.IC()
// =====
// Perform Instruction Cache Operation.

AArch32.IC(bits(32) regval, CacheOpScope opscope)
    CacheRecord cache;

    cache.acctype = AccessType_IC;
    cache.cachetype = CacheType_Instruction;
    cache.cacheop = CacheOp_Invalidate;
    cache.opscope = opscope;
    cache.security = SecurityStateAtEL(PSTATE.EL);

    if opscope IN {CacheOpScope_ALLU, CacheOpScope_ALLUIS} then
        if opscope == CacheOpScope_ALLUIS || (opscope == CacheOpScope_ALLU && PSTATE.EL == EL1
            && EL2Enabled() && HCR.FB == '1') then
            cache.shareability = Shareability_ISH;
        else
            cache.shareability = Shareability_NSH;
        cache.regval = ZeroExtend(regval, 64);
        CACHE_OP(cache);
    else
        assert opscope == CacheOpScope_PoU;

        if EL2Enabled() then
            if PSTATE.EL IN {EL0, EL1} then
                cache.is_vmid_valid = TRUE;
                cache.vmid = VMID[];
            else
                cache.is_vmid_valid = FALSE;
        else
            cache.is_vmid_valid = FALSE;

        if PSTATE.EL == EL0 then
            cache.is_asid_valid = TRUE;
            cache.asid = ASID[];
        else
            cache.is_asid_valid = FALSE;

        need_translate = ICInstNeedsTranslation(opscope);

        cache.shareability = Shareability_NSH;
        cache.vaddress = ZeroExtend(regval, 64);
        cache.translated = need_translate;

        if !need_translate then
            cache.paddress = FullAddress UNKNOWN;
            CACHE_OP(cache);
            return;

        integer size = 0;
        boolean aligned = TRUE;
        AccessDescriptor accdesc = CreateAccDescIC(cache);
        AddressDescriptor memaddrdesc = AArch32.TranslateAddress(regval, accdesc, aligned, size);
        if IsFault(memaddrdesc) then
            AArch32.Abort(regval, memaddrdesc.fault);

        cache.paddress = memaddrdesc.paddress;
        CACHE_OP(cache);
    return;
```

## Library pseudocode for aarch32/predictionrestrict/AArch32.RestrictPrediction

```
// AArch32.RestrictPrediction()
// =====
// Clear all predictions in the context.

AArch32.RestrictPrediction(bits(32) val, RestrictType restriction)

    ExecutionCntxt c;
    target_el = val<25:24>;

    // If the target EL is not implemented or the instruction is executed at an
    // EL lower than the specified level, the instruction is treated as a NOP.
    if !HaveEL(target_el) || UInt(target_el) > UInt(PSTATE.EL) then EndOfInstruction();

    bit ns = val<26>;
    bit nse = bit UNKNOWN;
    ss = TargetSecurityState(ns, nse);

    c.security = ss;
    c.target_el = target_el;

    if EL2Enabled() then
        if PSTATE.EL IN {EL0, EL1} then
            c.is_vmid_valid = TRUE;
            c.all_vmid = FALSE;
            c.vmid = VMID[];

            elsif target_el IN {EL0, EL1} then
                c.is_vmid_valid = TRUE;
                c.all_vmid = val<27> == '1';
                c.vmid = ZeroExtend(val<23:16>, 16); // Only valid if val<27> == '0';
            else
                c.is_vmid_valid = FALSE;
        else
            c.is_vmid_valid = FALSE;

    if PSTATE.EL == EL0 then
        c.is_asid_valid = TRUE;
        c.all_asid = FALSE;
        c.asid = ASID[];

    elsif target_el == EL0 then
        c.is_asid_valid = TRUE;
        c.all_asid = val<8> == '1';
        c.asid = ZeroExtend(val<7:0>, 16); // Only valid if val<8> == '0';

    else
        c.is_asid_valid = FALSE;

    c.restriction = restriction;
    RESTRICT\_PREDICTIONS(c);
```



```

// AArch32.DefaultTEXDecode()
// =====
// Apply short-descriptor format memory region attributes, without TEX remap

MemoryAttributes AArch32.DefaultTEXDecode(bits(3) TEX_in, bit C_in, bit B_in, bit s)
    MemoryAttributes memattrs;
    bits(3) TEX = TEX_in;
    bit C = C_in;
    bit B = B_in;

    // Reserved values map to allocated values
    if (TEX == '001' && C:B == '01') || (TEX == '010' && C:B != '00') || TEX == '011' then
        bits(5) texcb;
        (-, texcb) = ConstrainUnpredictableBits(Unpredictable\_RESTEXCB, 5);
        TEX = texcb<4:2>; C = texcb<1>; B = texcb<0>;

    // Distinction between Inner Shareable and Outer Shareable is not supported in this format
    // A memory region is either Non-shareable or Outer Shareable
    case TEX:C:B of
        when '00000'
            // Device-nGnRnE
            memattrs.memtype = MemType\_Device;
            memattrs.device = DeviceType\_nGnRnE;
            memattrs.shareability = Shareability\_OSH;
        when '00001', '01000'
            // Device-nGnRE
            memattrs.memtype = MemType\_Device;
            memattrs.device = DeviceType\_nGnRE;
            memattrs.shareability = Shareability\_OSH;
        when '00010'
            // Write-through Read allocate
            memattrs.memtype = MemType\_Normal;
            memattrs.inner.attrs = MemAttr\_WT;
            memattrs.inner.hints = MemHint\_RA;
            memattrs.outer.attrs = MemAttr\_WT;
            memattrs.outer.hints = MemHint\_RA;
            memattrs.shareability = if s == '1' then Shareability\_OSH else Shareability\_NSH;
        when '00011'
            // Write-back Read allocate
            memattrs.memtype = MemType\_Normal;
            memattrs.inner.attrs = MemAttr\_WB;
            memattrs.inner.hints = MemHint\_RA;
            memattrs.outer.attrs = MemAttr\_WB;
            memattrs.outer.hints = MemHint\_RA;
            memattrs.shareability = if s == '1' then Shareability\_OSH else Shareability\_NSH;
        when '00100'
            // Non-cacheable
            memattrs.memtype = MemType\_Normal;
            memattrs.inner.attrs = MemAttr\_NC;
            memattrs.outer.attrs = MemAttr\_NC;
            memattrs.shareability = Shareability\_OSH;
        when '00110'
            memattrs = MemoryAttributes IMPLEMENTATION_DEFINED;
        when '00111'
            // Write-back Read and Write allocate
            memattrs.memtype = MemType\_Normal;
            memattrs.inner.attrs = MemAttr\_WB;
            memattrs.inner.hints = MemHint\_RWA;
            memattrs.outer.attrs = MemAttr\_WB;
            memattrs.outer.hints = MemHint\_RWA;
            memattrs.shareability = if s == '1' then Shareability\_OSH else Shareability\_NSH;
        when '1xxxx'
            // Cacheable, TEX<1:0> = Outer attrs, {C,B} = Inner attrs
            memattrs.memtype = MemType\_Normal;
            memattrs.inner = DecodeSDFAttr(C:B);
            memattrs.outer = DecodeSDFAttr(TEX<1:0>);

            if memattrs.inner.attrs == MemAttr\_NC && memattrs.outer.attrs == MemAttr\_NC then
                memattrs.shareability = Shareability\_OSH;
            else

```



```

        memattrs.shareability = if s == '1' then Shareability\_OSH else Shareability\_NSH;
    otherwise
        // Reserved, handled above
        Unreachable();

    // The Transient hint is not supported in this format
    memattrs.inner.transient = FALSE;
    memattrs.outer.transient = FALSE;
    memattrs.tags
        = MemTag\_Untagged;

    if memattrs.inner.attrs == MemAttr\_WB && memattrs.outer.attrs == MemAttr\_WB then
        memattrs.xs = '0';
    else
        memattrs.xs = '1';

    return memattrs;

```

### Library pseudocode for aarch32/translation/attrs/AArch32.MAIRAttr

```

// AArch32.MAIRAttr()
// =====
// Retrieve the memory attribute encoding indexed in the given MAIR

bits(8) AArch32.MAIRAttr(integer index, MAIRType mair)
    assert (index < 8);
    return Elem[mair, index, 8];

```

## Library pseudocode for aarch32/translation/attrs/AArch32.RemappedTEXDecode

```
// AArch32.RemappedTEXDecode()
// =====
// Apply short-descriptor format memory region attributes, with TEX remap

MemoryAttributes AArch32.RemappedTEXDecode(Regime regime, bits(3) TEX, bit C, bit B, bit s)

MemoryAttributes memattrs;
PRRR_Type prrr;
NMRR_Type nmrr;

region = UInt(TEX<0>:C:B);          // TEX<2:1> are ignored in this mapping scheme
if region == 6 then
    return MemoryAttributes IMPLEMENTATION_DEFINED;

if regime == Regime\_EL30 then
    prrr = PRRR_S;
    nmrr = NMRR_S;
elseif HaveAArch32EL(EL3) then
    prrr = PRRR_NS;
    nmrr = NMRR_NS;
else
    prrr = PRRR;
    nmrr = NMRR;

constant integer base = 2 * region;
attrfield = Elem[prrr, region, 2];

if attrfield == '11' then          // Reserved, maps to allocated value
    (-, attrfield) = ConstrainUnpredictableBits(Unpredictable\_RESPPRR, 2);

case attrfield of
    when '00'                      // Device-nGnRnE
        memattrs.memtype           = MemType\_Device;
        memattrs.device            = DeviceType\_nGnRnE;
        memattrs.shareability      = Shareability\_OSH;
    when '01'                      // Device-nGnRE
        memattrs.memtype           = MemType\_Device;
        memattrs.device            = DeviceType\_nGnRE;
        memattrs.shareability      = Shareability\_OSH;
    when '10'
        NSn = if s == '0' then prrr.NS0 else prrr.NS1;
        NOSm = prrr<region+24> AND NSn;
        IRn = nmrr<base+1:base>;
        ORn = nmrr<base+17:base+16>;

        memattrs.memtype = MemType\_Normal;
        memattrs.inner    = DecodeSDFAttr(IRn);
        memattrs.outer    = DecodeSDFAttr(ORn);
        if memattrs.inner.attrs == MemAttr\_NC && memattrs.outer.attrs == MemAttr\_NC then
            memattrs.shareability = Shareability\_OSH;
        else
            bits(2) sh = NSn:NOSm;
            memattrs.shareability = DecodeShareability(sh);
    when '11'
        Unreachable();

// The Transient hint is not supported in this format
memattrs.inner.transient = FALSE;
memattrs.outer.transient = FALSE;
memattrs.tags            = MemTag\_Untagged;

if memattrs.inner.attrs == MemAttr\_WB && memattrs.outer.attrs == MemAttr\_WB then
    memattrs.xs = '0';
else
    memattrs.xs = '1';

return memattrs;
```

## Library pseudocode for aarch32/translation/debug/AArch32.CheckBreakpoint

```
// AArch32.CheckBreakpoint()
// =====
// Called before executing the instruction of length "size" bytes at "vaddress" in an AArch32
// translation regime, when either debug exceptions are enabled, or halting debug is enabled
// and halting is allowed.

FaultRecord AArch32.CheckBreakpoint(FaultRecord fault_in, bits(32) vaddress,
                                     AccessDescriptor accdesc, integer size)
    assert ELUsingAArch32(S1TranslationRegime()) ;
    assert size IN {2,4};

    FaultRecord fault = fault_in;
    match = FALSE;
    mismatch = FALSE;

    for i = 0 to NumBreakpointsImplemented() - 1
        (match_i, mismatch_i) = AArch32.BreakpointMatch(i, vaddress, accdesc, size);
        match = match || match_i;
        mismatch = mismatch || mismatch_i;

    if match && HaltOnBreakpointOrWatchpoint() then
        reason = DebugHalt\_Breakpoint;
        Halt(reason);
    elseif (match || mismatch) then
        fault.statuscode = Fault\_Debug;
        fault.debugmoe = DebugException\_Breakpoint;

    return fault;
```

## Library pseudocode for aarch32/translation/debug/AArch32.CheckDebug

```
// AArch32.CheckDebug()
// =====
// Called on each access to check for a debug exception or entry to Debug state.

FaultRecord AArch32.CheckDebug(bits(32) vaddress, AccessDescriptor accdesc, integer size)

    FaultRecord fault = NoFault(accdesc);

    boolean d_side = (IsDataAccess(accdesc.acctype) || accdesc.acctype == AccessType\_DC);
    boolean i_side = (accdesc.acctype == AccessType\_IFETCH);
    generate_exception = AArch32.GenerateDebugExceptions() && DBGDSCRext.MDBGGen == '1';
    halt = HaltOnBreakpointOrWatchpoint();
    // Relative priority of Vector Catch and Breakpoint exceptions not defined in the architecture
    vector_catch_first = ConstrainUnpredictableBool(Unpredictable\_BPVECTORCATCHPRI);

    if i_side && vector_catch_first && generate_exception then
        fault = AArch32.CheckVectorCatch(fault, vaddress, size);

    if fault.statuscode == Fault\_None && (generate_exception || halt) then
        if d_side then
            fault = AArch32.CheckWatchpoint(fault, vaddress, accdesc, size);
        elseif i_side then
            fault = AArch32.CheckBreakpoint(fault, vaddress, accdesc, size);

    if fault.statuscode == Fault\_None && i_side && !vector_catch_first && generate_exception then
        return AArch32.CheckVectorCatch(fault, vaddress, size);

    return fault;
```

## Library pseudocode for aarch32/translation/debug/AArch32.CheckVectorCatch

```
// AArch32.CheckVectorCatch()
// =====
// Called before executing the instruction of length "size" bytes at "vaddress" in an AArch32
// translation regime, when debug exceptions are enabled.

FaultRecord AArch32.CheckVectorCatch(FaultRecord fault_in, bits(32) vaddress, integer size)
    assert ELUsingAArch32(S1TranslationRegime());

    FaultRecord fault = fault_in;
    match = AArch32.VCRMatch(vaddress);
    if size == 4 && !match && AArch32.VCRMatch(vaddress + 2) then
        match = ConstrainUnpredictableBool(Unpredictable_VCMATCHHALF);

    if match then
        fault.statuscode = Fault_Debug;
        fault.debugmoe = DebugException_VectorCatch;

    return fault;
```

## Library pseudocode for aarch32/translation/debug/AArch32.CheckWatchpoint

```
// AArch32.CheckWatchpoint()
// =====
// Called before accessing the memory location of "size" bytes at "address",
// when either debug exceptions are enabled for the access, or halting debug
// is enabled and halting is allowed.

FaultRecord AArch32.CheckWatchpoint(FaultRecord fault_in, bits(32) vaddress,
                                     AccessDescriptor accdesc, integer size)
    assert ELUsingAArch32(S1TranslationRegime());
    FaultRecord fault = fault_in;

    if accdesc.acctype == AccessType_DC then
        if accdesc.cacheop != CacheOp_Invalidate then
            return fault;
        elseif !(boolean IMPLEMENTATION_DEFINED "DCIMVAC generates watchpoint") then
            return fault;
    elseif !IsDataAccess(accdesc.acctype) then
        return fault;

    match = FALSE;
    for i = 0 to NumWatchpointsImplemented() - 1
        if AArch32.WatchpointMatch(i, vaddress, size, accdesc) then
            match = TRUE;

    if match && HaltOnBreakpointOrWatchpoint() then
        reason = DebugHalt_Watchpoint;
        EDWAR = ZeroExtend(vaddress, 64);
        Halt(reason);
    elseif match then
        fault.statuscode = Fault_Debug;
        fault.debugmoe = DebugException_Watchpoint;

    return fault;
```

## Library pseudocode for aarch32/translation/faults/AArch32.IPAIsOutOfRange

```
// AArch32.IPAIsOutOfRange()
// =====
// Check intermediate physical address bits not resolved by translation are ZERO

boolean AArch32.IPAIsOutOfRange(S2TWPParams walkparams, bits(40) ipa)
    // Input Address size
    constant integer iasize = AArch32.S2IASize(walkparams.t0sz);

    return iasize < 40 && !IsZero(ipa<39:iasize>);
```

## Library pseudocode for aarch32/translation/faults/AArch32.S1HasAlignmentFault

```
// AArch32.S1HasAlignmentFault()
// =====
// Returns whether stage 1 output fails alignment requirement on data accesses
// to Device memory

boolean AArch32.S1HasAlignmentFault(AccessDescriptor accdesc, boolean aligned,
                                     bit ntlsmd, MemoryAttributes memattrs)
    if accdesc.acctype == AccessType\_IFETCH then
        return FALSE;
    elsif accdesc.a32lsmd && ntlsmd == '0' then
        return memattrs.memtype == MemType\_Device && memattrs.device != DeviceType\_GRE;
    elsif accdesc.acctype == AccessType\_DCZero then
        return memattrs.memtype == MemType\_Device;
    else
        return memattrs.memtype == MemType\_Device && !aligned;
```

## Library pseudocode for aarch32/translation/faults/AArch32.S1LDHasPermissionsFault

```
// AArch32.S1LDHasPermissionsFault()
// =====
// Returns whether an access using stage 1 long-descriptor translation
// violates permissions of target memory

boolean AArch32.S1LDHasPermissionsFault(Regime regime, S1TTWParams walkparams, Permissions perms,
                                         MemType memtype, PASpace paspace, AccessDescriptor accdesc)

    bit r, w, x;
    bit pr, pw;
    bit ur, uw;
    bit xn;
    if HasUnprivileged(regime) then
        // Apply leaf permissions
        case perms.ap<2:1> of
            when '00' (pr,pw,ur,uw) = ('1','1','0','0'); // R/W at PL1 only
            when '01' (pr,pw,ur,uw) = ('1','1','1','1'); // R/W at any PL
            when '10' (pr,pw,ur,uw) = ('1','0','0','0'); // RO at PL1 only
            when '11' (pr,pw,ur,uw) = ('1','0','1','0'); // RO at any PL

        // Apply hierarchical permissions
        case perms.ap_table of
            when '00' (pr,pw,ur,uw) = ( pr, pw, ur, uw); // No effect
            when '01' (pr,pw,ur,uw) = ( pr, pw, '0','0'); // Privileged access
            when '10' (pr,pw,ur,uw) = ( pr, '0', ur, '0'); // Read-only
            when '11' (pr,pw,ur,uw) = ( pr, '0', '0','0'); // Read-only, privileged access

        xn = perms.xn OR perms.xn_table;
        pxn = perms.pxn OR perms.pxn_table;

        ux = ur AND NOT(xn OR (uw AND walkparams.wxn));
        px = pr AND NOT(xn OR pxn OR (pw AND walkparams.wxn) OR (uw AND walkparams.uwxn));

        if IsFeatureImplemented(FEAT_PAN) && accdesc.pan then
            pan = PSTATE.PAN AND (ur OR uw);
            pr = pr AND NOT(pan);
            pw = pw AND NOT(pan);

        (r,w,x) = if accdesc.el == ELO then (ur,uw,ux) else (pr,pw,px);

        // Prevent execution from Non-secure space by PE in Secure state if SIF is set
        if accdesc.ss == SS Secure && paspace == PAS NonSecure then
            x = x AND NOT(walkparams.sif);
    else
        // Apply leaf permissions
        case perms.ap<2> of
            when '0' (r,w) = ('1','1'); // No effect
            when '1' (r,w) = ('1','0'); // Read-only

        // Apply hierarchical permissions
        case perms.ap_table<1> of
            when '0' (r,w) = ( r, w ); // No effect
            when '1' (r,w) = ( r, '0'); // Read-only

        xn = perms.xn OR perms.xn_table;
        x = NOT(xn OR (w AND walkparams.wxn));

    if accdesc.acctype == AccessType IFETCH then
        constraint = ConstrainUnpredictable(Unpredictable INSTRDEVICE);
        if constraint == Constraint FAULT && memtype == MemType Device then
            return TRUE;
        else
            return x == '0';
    elsif accdesc.acctype IN {AccessType IC, AccessType DC} then
        return FALSE;
    elsif accdesc.write then
        return w == '0';
    else
        return r == '0';
```

## Library pseudocode for aarch32/translation/faults/AArch32.S1SDHasPermissionsFault

```
// AArch32.S1SDHasPermissionsFault()
// =====
// Returns whether an access using stage 1 short-descriptor translation
// violates permissions of target memory

boolean AArch32.S1SDHasPermissionsFault(Regime regime, Permissions perms_in, MemType memtype,
                                         PASpace paspace, AccessDescriptor accdesc)

    Permissions perms = perms_in;
    bit pr, pw;
    bit ur, uw;
    SCTLR_Type sctlr;
    if regime == Regime\_EL30 then
        sctlr = SCTLR_S;
    elsif HaveAArch32EL(EL3) then
        sctlr = SCTLR_NS;
    else
        sctlr = SCTLR;

    if sctlr.AFE == '0' then
        // Map Reserved encoding '100'
        if perms.ap == '100' then
            perms.ap = bits(3) IMPLEMENTATION_DEFINED "Reserved short descriptor AP encoding";

        case perms.ap of
            when '000' (pr,pw,ur,uw) = ('0','0','0','0'); // No access
            when '001' (pr,pw,ur,uw) = ('1','1','0','0'); // R/W at PL1 only
            when '010' (pr,pw,ur,uw) = ('1','1','1','0'); // R/W at PL1, RO at PL0
            when '011' (pr,pw,ur,uw) = ('1','1','1','1'); // R/W at any PL
            // '100' is reserved
            when '101' (pr,pw,ur,uw) = ('1','0','0','0'); // RO at PL1 only
            when '110' (pr,pw,ur,uw) = ('1','0','1','0'); // RO at any PL (deprecated)
            when '111' (pr,pw,ur,uw) = ('1','0','1','0'); // RO at any PL
        else // Simplified access permissions model
            case perms.ap<2:1> of
                when '00' (pr,pw,ur,uw) = ('1','1','0','0'); // R/W at PL1 only
                when '01' (pr,pw,ur,uw) = ('1','1','1','1'); // R/W at any PL
                when '10' (pr,pw,ur,uw) = ('1','0','0','0'); // RO at PL1 only
                when '11' (pr,pw,ur,uw) = ('1','0','1','0'); // RO at any PL

    ux = ur AND NOT(perms.xn OR (uw AND sctlr.WXN));
    px = pr AND NOT(perms.xn OR perms.pxn OR (pw AND sctlr.WXN) OR (uw AND sctlr.UWXN));

    if IsFeatureImplemented(FEAT_PAN) && accdesc.pan then
        pan = PSTATE.PAN AND (ur OR uw);
        pr = pr AND NOT(pan);
        pw = pw AND NOT(pan);

    (r,w,x) = if accdesc.el == EL0 then (ur,uw,ux) else (pr,pw,px);

    // Prevent execution from Non-secure space by PE in Secure state if SIF is set
    if accdesc.ss == SS\_Secure && paspace == PAS\_NonSecure then
        x = x AND NOT(if ELUsingAArch32(EL3) then SCR.SIF else SCR_EL3.SIF);

    if accdesc.acctype == AccessType\_IFETCH then
        if (memtype == MemType\_Device &&
            ConstrainUnpredictable(Unpredictable\_INSTRDEVICE) == Constraint\_FAULT) then
            return TRUE;
        else
            return x == '0';
    elsif accdesc.acctype IN {AccessType\_IC, AccessType\_DC} then
        return FALSE;
    elsif accdesc.write then
        return w == '0';
    else
        return r == '0';
```

## Library pseudocode for aarch32/translation/faults/AArch32.S2HasAlignmentFault

```
// AArch32.S2HasAlignmentFault()
// =====
// Returns whether stage 2 output fails alignment requirement on data accesses
// to Device memory

boolean AArch32.S2HasAlignmentFault(AccessDescriptor accdesc, boolean aligned,
                                     MemoryAttributes memattrs)
    if accdesc.acctype == AccessType\_IFETCH then
        return FALSE;
    elsif accdesc.acctype == AccessType\_DCZero then
        return memattrs.memtype == MemType\_Device;
    else
        return memattrs.memtype == MemType\_Device && !aligned;
```

## Library pseudocode for aarch32/translation/faults/AArch32.S2HasPermissionsFault

```
// AArch32.S2HasPermissionsFault()
// =====
// Returns whether stage 2 access violates permissions of target memory

boolean AArch32.S2HasPermissionsFault(S2TTWParams walkparams, Permissions perms, MemType memtype,
                                       AccessDescriptor accdesc)
    bit px;
    bit ux;
    r = perms.s2ap<0>;
    w = perms.s2ap<1>;
    bit x;
    if IsFeatureImplemented(FEAT_XNX) then
        case perms.s2xn:perms.s2xnx of
            when '00' (px, ux) = ( r, r );
            when '01' (px, ux) = ('0', r );
            when '10' (px, ux) = ('0', '0');
            when '11' (px, ux) = ( r, '0');

        x = if accdesc.el == EL0 then ux else px;
    else
        x = r AND NOT(perms.s2xn);

    if accdesc.acctype == AccessType\_TTW then
        return (walkparams.ptw == '1' && memtype == MemType\_Device) || r == '0';

    elsif accdesc.acctype == AccessType\_IFETCH then
        constraint = ConstrainUnpredictable(Unpredictable\_INSTRDEVICE);
        return (constraint == Constraint\_FAULT && memtype == MemType\_Device) || x == '0';

    elsif accdesc.acctype IN {AccessType\_IC, AccessType\_DC} then
        return FALSE;

    elsif accdesc.write then
        return w == '0';

    else
        return r == '0';
```



## Library pseudocode for aarch32/translation/faults/AArch32.S2InconsistentSL

```
// AArch32.S2InconsistentSL()
// =====
// Detect inconsistent configuration of stage 2 T0SZ and SL fields

boolean AArch32.S2InconsistentSL(S2TTWParams walkparams)
    startlevel = AArch32.S2StartLevel(walkparams.sl0);
    levels     = FINAL\_LEVEL - startlevel;
    granulebits = TGxGranuleBits(walkparams.tgx);
    stride      = granulebits - 3;

    // Input address size must at least be large enough to be resolved from the start level
    sl_min_iasize = (
        levels * stride // Bits resolved by table walk, except initial level
        + granulebits    // Bits directly mapped to output address
        + 1);           // At least 1 more bit to be decoded by initial level

    // Can accomodate 1 more stride in the level + concatenation of up to 2^4 tables
    sl_max_iasize = sl_min_iasize + (stride-1) + 4;
    // Configured Input Address size
    iasize        = AArch32.S2IASize(walkparams.t0sz);

    return iasize < sl_min_iasize || iasize > sl_max_iasize;
```

## Library pseudocode for aarch32/translation/faults/AArch32.VAIsOutOfRange

```
// AArch32.VAIsOutOfRange()
// =====
// Check virtual address bits not resolved by translation are identical
// and of accepted value

boolean AArch32.VAIsOutOfRange(Regime regime, S1TTWParams walkparams, bits(32) va)
    if regime == Regime\_EL2 then
        // Input Address size
        constant integer iasize = AArch32.S1IASize(walkparams.t0sz);
        return walkparams.t0sz != '000' && !IsZero(va<31:iasize>);
    elseif walkparams.t1sz != '000' && walkparams.t0sz != '000' then
        // Lower range Input Address size
        constant integer lo_iasize = AArch32.S1IASize(walkparams.t0sz);
        // Upper range Input Address size
        constant integer up_iasize = AArch32.S1IASize(walkparams.t1sz);
        return !IsZero(va<31:lo_iasize>) && !IsOnes(va<31:up_iasize>);
    else
        return FALSE;
```

## Library pseudocode for aarch32/translation/tlbcontext/AArch32.GetS1TLBContext

```
// AArch32.GetS1TLBContext()
// =====
// Gather translation context for accesses with VA to match against TLB entries

TLBContext AArch32.GetS1TLBContext(Regime regime, SecurityState ss, bits(32) va)
    TLBContext tlbcontext;

    case regime of
        when Regime\_EL2 tlbcontext = AArch32.TLBContextEL2(va);
        when Regime\_EL10 tlbcontext = AArch32.TLBContextEL10(ss, va);
        when Regime\_EL30 tlbcontext = AArch32.TLBContextEL30(va);

    tlbcontext.includes_s1 = TRUE;
    // The following may be amended for EL1&0 Regime if caching of stage 2 is successful
    tlbcontext.includes_s2 = FALSE;
    return tlbcontext;
```

## Library pseudocode for aarch32/translation/tlbcontext/AArch32.GetS2TLBContext

```
// AArch32.GetS2TLBContext()
// =====
// Gather translation context for accesses with IPA to match against TLB entries

TLBContext AArch32.GetS2TLBContext(FullAddress ipa)
    assert ipa.paspace == PAS_NonSecure;

    TLBContext tlbcontext;

    tlbcontext.ss          = SS_NonSecure;
    tlbcontext.regime      = Regime_EL10;
    tlbcontext.ipaspace    = ipa.paspace;
    tlbcontext.vmid        = ZeroExtend(VTTBR.VMID, 16);
    tlbcontext.tg          = TGx_4KB;
    tlbcontext.includes_s1 = FALSE;
    tlbcontext.includes_s2 = TRUE;
    tlbcontext.ia          = ZeroExtend(ipa.address, 64);
    tlbcontext.cnp         = if IsFeatureImplemented(FEAT_TTCNP) then VTTBR.CnP else '0';

    return tlbcontext;
```

## Library pseudocode for aarch32/translation/tlbcontext/AArch32.TLBContextEL10

```
// AArch32.TLBContextEL10()
// =====
// Gather translation context for accesses under EL10 regime
// (PL10 when EL3 is A64) to match against TLB entries

TLBContext AArch32.TLBContextEL10(SecurityState ss, bits(32) va)
    TLBContext tlbcontext;
    TTBCR_Type ttbcr;
    TTBR0_Type ttbr0;
    TTBR1_Type ttbr1;
    CONTEXTIDR_Type contextidr;

    if HaveAArch32EL(EL3) then
        ttbcr      = TTBCR_NS;
        ttbr0      = TTBR0_NS;
        ttbr1      = TTBR1_NS;
        contextidr = CONTEXTIDR_NS;
    else
        ttbcr      = TTBCR;
        ttbr0      = TTBR0;
        ttbr1      = TTBR1;
        contextidr = CONTEXTIDR;

    tlbcontext.ss      = ss;
    tlbcontext.regime = Regime\_EL10;

    if AArch32.EL2Enabled(ss) then
        tlbcontext.vmid = ZeroExtend(VTTBR.VMID, 16);

    if ttbcr.EAE == '1' then
        tlbcontext.asid = ZeroExtend(if ttbcr.A1 == '0' then ttbr0.ASID else ttbr1.ASID, 16);
    else
        tlbcontext.asid = ZeroExtend(contextidr.ASID, 16);

    tlbcontext.tg = TGx\_4KB;
    tlbcontext.ia = ZeroExtend(va, 64);

    if IsFeatureImplemented(FEAT_TTCNP) && ttbcr.EAE == '1' then
        if AArch32.GetVARange(va, ttbcr.T0SZ, ttbcr.T1SZ) == VARange\_LOWER then
            tlbcontext.cnp = ttbr0.CnP;
        else
            tlbcontext.cnp = ttbr1.CnP;
    else
        tlbcontext.cnp = '0';

    return tlbcontext;
```

## Library pseudocode for aarch32/translation/tlbcontext/AArch32.TLBContextEL2

```
// AArch32.TLBContextEL2()
// =====
// Gather translation context for accesses under EL2 regime to match against TLB entries

TLBContext AArch32.TLBContextEL2(bits(32) va)
    TLBContext tlbcontext;

    tlbcontext.ss      = SS\_NonSecure;
    tlbcontext.regime = Regime\_EL2;
    tlbcontext.ia      = ZeroExtend(va, 64);
    tlbcontext.tg      = TGx\_4KB;
    tlbcontext.cnp      = if IsFeatureImplemented(FEAT_TTCNP) then HTTBR.CnP else '0';

    return tlbcontext;
```

## Library pseudocode for aarch32/translation/tlbcontext/AArch32.TLBContextEL30

```
// AArch32.TLBContextEL30()
// =====
// Gather translation context for accesses under EL30 regime
// (PL10 in Secure state and EL3 is A32) to match against TLB entries

TLBContext AArch32.TLBContextEL30(bits(32) va)
    TLBContext tlbcontext;

    tlbcontext.ss      = SS\_Secure;
    tlbcontext.regime = Regime\_EL30;

    if TTBCR_S.EAE == '1' then
        tlbcontext.asid = ZeroExtend(if TTBCR_S.A1 == '0' then TTBR0_S.ASID else TTBR1_S.ASID, 16);
    else
        tlbcontext.asid = ZeroExtend(CONTEXTIDR_S.ASID, 16);

    tlbcontext.tg = TGx\_4KB;
    tlbcontext.ia = ZeroExtend(va, 64);

    if IsFeatureImplemented(FEAT_TTCNP) && TTBCR_S.EAE == '1' then
        if AArch32.GetVARange(va, TTBCR_S.T0SZ, TTBCR_S.T1SZ) == VARange\_LOWER then
            tlbcontext.cnp = TTBR0_S.CnP;
        else
            tlbcontext.cnp = TTBR1_S.CnP;
    else
        tlbcontext.cnp = '0';

    return tlbcontext;
```

## Library pseudocode for aarch32/translation/translation/AArch32.EL2Enabled

```
// AArch32.EL2Enabled()
// =====
// Returns whether EL2 is enabled for the given Security State

boolean AArch32.EL2Enabled(SecurityState ss)
    if ss == SS\_Secure then
        if !(HaveEL(EL2) && IsFeatureImplemented(FEAT_SEL2)) then
            return FALSE;
        elsif HaveEL(EL3) then
            return SCR_EL3.EEL2 == '1';
        else
            return boolean IMPLEMENTATION_DEFINED "Secure-only implementation";
    else
        return HaveEL(EL2);
```

## Library pseudocode for aarch32/translation/translation/AArch32.FullTranslate

```
// AArch32.FullTranslate()
// =====
// Perform address translation as specified by VMSA-A32

AddressDescriptor AArch32.FullTranslate(bits(32) va, AccessDescriptor accdesc, boolean aligned)

    // Prepare fault fields in case a fault is detected
    FaultRecord fault = NoFault(accdesc);
    Regime regime = TranslationRegime(accdesc.el);

    // First Stage Translation
    AddressDescriptor ipa;
    if regime == Regime\_EL2 || TTBCR.EAE == '1' then
        (fault, ipa) = AArch32.S1TranslateLD(fault, regime, va, aligned, accdesc);
    else
        (fault, ipa, -) = AArch32.S1TranslateSD(fault, regime, va, aligned, accdesc);

    if fault.statuscode != Fault\_None then
        return CreateFaultyAddressDescriptor(ZeroExtend(va, 64), fault);

    if regime == Regime\_EL10 && EL2Enabled() then
        ipa.vaddress = ZeroExtend(va, 64);
        AddressDescriptor pa;
        (fault, pa) = AArch32.S2Translate(fault, ipa, aligned, accdesc);

        if fault.statuscode != Fault\_None then
            return CreateFaultyAddressDescriptor(ZeroExtend(va, 64), fault);
        else
            return pa;
    else
        return ipa;
```

## Library pseudocode for aarch32/translation/translation/AArch32.OutputDomain

```
// AArch32.OutputDomain()
// =====
// Determine the domain the translated output address

bits(2) AArch32.OutputDomain(Regime regime, bits(4) domain)
    bits(2) Dn;
    if regime == Regime\_EL30 then
        Dn = Elem[DACR_S, UInt(domain), 2];
    elsif HaveAArch32EL(EL3) then
        Dn = Elem[DACR_NS, UInt(domain), 2];
    else
        Dn = Elem[DACR, UInt(domain), 2];

    if Dn == '10' then
        // Reserved value maps to an allocated value
        (-, Dn) = ConstrainUnpredictableBits(Unpredictable\_RESDACR, 2);

    return Dn;
```



```

// AArch32.S1DisabledOutput()
// =====
// Flat map the VA to IPA/PA, depending on the regime, assigning default memory attributes

(FaultRecord, AddressDescriptor) AArch32.S1DisabledOutput(FaultRecord fault_in, Regime regime,
                                                         bits(32) va, boolean aligned,
                                                         AccessDescriptor accdesc)

FaultRecord fault = fault_in;
// No memory page is guarded when stage 1 address translation is disabled
SetInGuardedPage(FALSE);

MemoryAttributes memattrs;
bit default_cacheable;
if regime == Regime\_EL10 && AArch32.EL2Enabled(accdesc.ss) then
    if ELStateUsingAArch32(EL2, accdesc.ss == SS\_Secure) then
        default_cacheable = HCR.DC;
    else
        default_cacheable = HCR_EL2.DC;
else
    default_cacheable = '0';

if default_cacheable == '1' then
    // Use default cacheable settings
    memattrs.memtype = MemType\_Normal;
    memattrs.inner.attrs = MemAttr\_WB;
    memattrs.inner.hints = MemHint\_RWA;
    memattrs.outer.attrs = MemAttr\_WB;
    memattrs.outer.hints = MemHint\_RWA;
    memattrs.shareability = Shareability\_NSH;
    if (EL2Enabled() && !ELStateUsingAArch32(EL2, accdesc.ss == SS\_Secure) &&
        IsFeatureImplemented(FEAT_MTE2) && HCR_EL2.DCT == '1') then
        memattrs.tags = MemTag\_AllocationTagged;
    else
        memattrs.tags = MemTag\_Untagged;
    memattrs.xs = '0';
elseif accdesc.acctype == AccessType\_IFETCH then
    memattrs.memtype = MemType\_Normal;
    memattrs.shareability = Shareability\_OSH;
    memattrs.tags = MemTag\_Untagged;
    if AArch32.S1ICacheEnabled(regime) then
        memattrs.inner.attrs = MemAttr\_WT;
        memattrs.inner.hints = MemHint\_RA;
        memattrs.outer.attrs = MemAttr\_WT;
        memattrs.outer.hints = MemHint\_RA;
    else
        memattrs.inner.attrs = MemAttr\_NC;
        memattrs.outer.attrs = MemAttr\_NC;
    memattrs.xs = '1';
else
    // Treat memory region as Device
    memattrs.memtype = MemType\_Device;
    memattrs.device = DeviceType\_nGnRnE;
    memattrs.shareability = Shareability\_OSH;
    memattrs.tags = MemTag\_Untagged;
    memattrs.xs = '1';

bit ntlsmd;
if IsFeatureImplemented(FEAT_LSMAOC) then
    case regime of
        when Regime\_EL30 ntlsmd = SCTLR.S.nTLSMD;
        when Regime\_EL2 ntlsmd = HSCTLR.nTLSMD;
        when Regime\_EL10 ntlsmd = if HaveAArch32EL(EL3) then SCTLR_NS.nTLSMD else SCTLR.nTLSMD;
else
    ntlsmd = '1';

if AArch32.S1HasAlignmentFault(accdesc, aligned, ntlsmd, memattrs) then
    fault.statuscode = Fault\_Alignment;
    return (fault, AccessDescriptor UNKNOWN);

```

```

FullAddress oa;
oa.address = ZeroExtend(va, 56);
oa.paspace = if accdesc.ss == SS_Secure then PAS_Secure else PAS_NonSecure;
ipa = CreateAddressDescriptor(ZeroExtend(va, 64), oa, memattrs);

return (fault, ipa);

```

## Library pseudocode for aarch32/translation/translation/AArch32.S1Enabled

```

// AArch32.S1Enabled()
// =====
// Returns whether stage 1 translation is enabled for the active translation regime

boolean AArch32.S1Enabled(Regime regime, SecurityState ss)
    if regime == Regime_EL2 then
        return HSCTLR.M == '1';
    elsif regime == Regime_EL30 then
        return SCTLR_S.M == '1';
    elsif !AArch32.EL2Enabled(ss) then
        return (if HaveAArch32EL(EL3) then SCTLR_NS.M else SCTLR.M) == '1';
    elsif ELStateUsingAArch32(EL2, ss == SS_Secure) then
        return HCR.<TGE,DC> == '00' && (if HaveAArch32EL(EL3) then SCTLR_NS.M else SCTLR.M) == '1';
    else
        return EL2Enabled() && HCR_EL2.<TGE,DC> == '00' && SCTLR.M == '1';

```



## Library pseudocode for aarch32/translation/translation/AArch32.S1TranslateLD

```
// AArch32.S1TranslateLD()
// =====
// Perform a stage 1 translation using long-descriptor format mapping VA to IPA/PA
// depending on the regime

(FaultRecord, AddressDescriptor) AArch32.S1TranslateLD(FaultRecord fault_in, Regime regime,
                                                    bits(32) va, boolean aligned,
                                                    AccessDescriptor accdesc)

FaultRecord fault = fault_in;

if !AArch32.S1Enabled(regime, accdesc.ss) then
    return AArch32.S1DisabledOutput(fault, regime, va, aligned, accdesc);

walkparams = AArch32.GetS1TTWParams(regime, va);

if AArch32.VAIsOutOfRange(regime, walkparams, va) then
    fault.level = 1;
    fault.statuscode = Fault\_Translation;
    return (fault, AddressDescriptor UNKNOWN);

TTWState walkstate;
(fault, walkstate) = AArch32.S1WalkLD(fault, regime, walkparams, accdesc, va);

if fault.statuscode != Fault\_None then
    return (fault, AddressDescriptor UNKNOWN);

SetInGuardedPage(FALSE); // AArch32-VMSEA does not guard any pages

if AArch32.S1HasAlignmentFault(accdesc, aligned, walkparams.ntlsmid, walkstate.memattrs) then
    fault.statuscode = Fault\_Alignment;
elseif AArch32.S1LDHasPermissionsFault(regime, walkparams,
                                         walkstate.permissions,
                                         walkstate.memattrs.memtype,
                                         walkstate.baseaddress.paspace,
                                         accdesc) then
    fault.statuscode = Fault\_Permission;

if fault.statuscode != Fault\_None then
    return (fault, AddressDescriptor UNKNOWN);

MemoryAttributes memattrs;
if ((accdesc.acctype == AccessType\_IFETCH &&
    (walkstate.memattrs.memtype == MemType\_Device || !AArch32.S1ICacheEnabled(regime))) ||
    (accdesc.acctype != AccessType\_IFETCH &&
    walkstate.memattrs.memtype == MemType\_Normal && !AArch32.S1DCacheEnabled(regime))) then
    // Treat memory attributes as Normal Non-Cacheable
    memattrs = NormalNCMemAttr();
    memattrs.xs = walkstate.memattrs.xs;
else
    memattrs = walkstate.memattrs;

// Shareability value of stage 1 translation subject to stage 2 is IMPLEMENTATION DEFINED
// to be either effective value or descriptor value
if (regime == Regime\_EL10 && AArch32.EL2Enabled(accdesc.ss) &&
    (if ELStateUsingAArch32(EL2, accdesc.ss==SS\_Secure) then HCR.VM else HCR_EL2.VM) == '1' &&
    !(boolean IMPLEMENTATION_DEFINED "Apply effective shareability at stage 1")) then
    memattrs.shareability = walkstate.memattrs.shareability;
else
    memattrs.shareability = EffectiveShareability(memattrs);

// Output Address
oa = StageOA(ZeroExtend(va, 64), walkparams.d128, walkparams.tgx, walkstate);
ipa = CreateAddressDescriptor(ZeroExtend(va, 64), oa, memattrs);

return (fault, ipa);
```



```

// AArch32.S1TranslateSD()
// =====
// Perform a stage 1 translation using short-descriptor format mapping VA to IPA/PA
// depending on the regime

(FaultRecord, AddressDescriptor, SDType) AArch32.S1TranslateSD(FaultRecord fault_in, Regime regime,
                                                                bits(32) va, boolean aligned,
                                                                AccessDescriptor accdesc)

FaultRecord fault = fault_in;

if !AArch32.S1Enabled(regime, accdesc.ss) then
    AddressDescriptor ipa;
    (fault, ipa) = AArch32.S1DisabledOutput(fault, regime, va, aligned, accdesc);
    return (fault, ipa, SDType UNKNOWN);

TTWState walkstate;
(fault, walkstate) = AArch32.S1WalkSD(fault, regime, accdesc, va);

if fault.statuscode != Fault\_None then
    return (fault, AddressDescriptor UNKNOWN, SDType UNKNOWN);

domain = AArch32.OutputDomain(regime, walkstate.domain);
SetInGuardedPage(FALSE); // AArch32-VMSA does not guard any pages

bit ntlsmd;
if IsFeatureImplemented(FEAT_LSMAOC) then
    case regime of
        when Regime\_EL30 ntlsmd = SCTLR_S.nTLSMD;
        when Regime\_EL10 ntlsmd = if HaveAArch32EL(EL3) then SCTLR_NS.nTLSMD else SCTLR.nTLSMD;
    else
        ntlsmd = '1';

if AArch32.S1HasAlignmentFault(accdesc, aligned, ntlsmd, walkstate.memattrs) then
    fault.statuscode = Fault\_Alignment;
elseif (!(accdesc.acctype IN {AccessType\_IC, AccessType\_DC}) &&
        domain == Domain\_NoAccess) then
    fault.statuscode = Fault\_Domain;
elseif domain == Domain\_Client then
    if AArch32.S1SDHasPermissionsFault(regime, walkstate.permissions,
                                        walkstate.memattrs.memtype,
                                        walkstate.baseaddress.paspace,
                                        accdesc) then
        fault.statuscode = Fault\_Permission;

if fault.statuscode != Fault\_None then
    fault.domain = walkstate.domain;
    return (fault, AddressDescriptor UNKNOWN, walkstate.sdftype);

MemoryAttributes memattrs;
if ((accdesc.acctype == AccessType\_IFETCH &&
    (walkstate.memattrs.memtype == MemType\_Device || !AArch32.S1ICacheEnabled(regime))) ||
    (accdesc.acctype != AccessType\_IFETCH &&
    walkstate.memattrs.memtype == MemType\_Normal && !AArch32.S1DCacheEnabled(regime))) then
    // Treat memory attributes as Normal Non-Cacheable
    memattrs = NormalNCMemAttr();
    memattrs.xs = walkstate.memattrs.xs;
else
    memattrs = walkstate.memattrs;

// Shareability value of stage 1 translation subject to stage 2 is IMPLEMENTATION DEFINED
// to be either effective value or descriptor value
if (regime == Regime\_EL10 && AArch32.EL2Enabled(accdesc.ss) &&
    (if ELStateUsingAArch32(EL2, accdesc.ss==SS\_Secure) then HCR.VM else HCR_EL2.VM) == '1' &&
    !(boolean IMPLEMENTATION_DEFINED "Apply effective shareability at stage 1")) then
    memattrs.shareability = walkstate.memattrs.shareability;
else
    memattrs.shareability = EffectiveShareability(memattrs);

// Output Address

```

```
oa = AArch32.SDStageOA(walkstate.baseaddress, va, walkstate.sdftype);  
ipa = CreateAddressDescriptor(ZeroExtend(va, 64), oa, memattrs);  
  
return (fault, ipa, walkstate.sdftype);
```

## Library pseudocode for aarch32/translation/translation/AArch32.S2Translate

```
// AArch32.S2Translate()
// =====
// Perform a stage 2 translation mapping an IPA to a PA

(FaultRecord, AddressDescriptor) AArch32.S2Translate(FaultRecord fault_in, AddressDescriptor ipa,
                                                    boolean aligned, AccessDescriptor accdesc)

    FaultRecord fault = fault_in;
    assert IsZero(ipa.paddress.address<55:40>);

    if !ELStateUsingAArch32(EL2, accdesc.ss == SS_Secure) then
        slaarch64 = FALSE;
        return AArch64.S2Translate(fault, ipa, slaarch64, aligned, accdesc);

    // Prepare fault fields in case a fault is detected
    fault.statuscode = Fault_None;
    fault.secondstage = TRUE;
    fault.s2fslwalk = accdesc.acctype == AccessType_TTW;
    fault.ipaddress = ipa.paddress;

    walkparams = AArch32.GetS2TTWParams();

    if walkparams.vm == '0' then
        // Stage 2 is disabled
        return (fault, ipa);

    if AArch32.IPAIsOutOfRange(walkparams, ipa.paddress.address<39:0>) then
        fault.statuscode = Fault_Translation;
        fault.level = 1;
        return (fault, AddressDescriptor UNKNOWN);

    TTWState walkstate;
    (fault, walkstate) = AArch32.S2Walk(fault, walkparams, accdesc, ipa);

    if fault.statuscode != Fault_None then
        return (fault, AddressDescriptor UNKNOWN);

    if AArch32.S2HasAlignmentFault(accdesc, aligned, walkstate.memattrs) then
        fault.statuscode = Fault_Alignment;
    elseif AArch32.S2HasPermissionsFault(walkparams,
                                         walkstate.permissions,
                                         walkstate.memattrs.memtype,
                                         accdesc) then
        fault.statuscode = Fault_Permission;
    MemoryAttributes s2_memattrs;
    if ((accdesc.acctype == AccessType_TTW &&
        walkstate.memattrs.memtype == MemType_Device) ||
        (accdesc.acctype == AccessType_IFETCH &&
        (walkstate.memattrs.memtype == MemType_Device || HCR2.ID == '1')) ||
        (accdesc.acctype != AccessType_IFETCH &&
        walkstate.memattrs.memtype == MemType_Normal && HCR2.CD == '1')) then
        // Treat memory attributes as Normal Non-Cacheable
        s2_memattrs = NormalNCMemAttr();
        s2_memattrs.xs = walkstate.memattrs.xs;
    else
        s2_memattrs = walkstate.memattrs;

    s2aarch64 = FALSE;
    memattrs = S2CombineS1MemAttrs(ipa.memattrs, s2_memattrs, s2aarch64);
    ipa_64 = ZeroExtend(ipa.paddress.address<39:0>, 64);
    // Output Address
    oa = StageOA(ipa_64, walkparams.d128, walkparams.tgx, walkstate);
    pa = CreateAddressDescriptor(ipa.vaddress, oa, memattrs);

    return (fault, pa);
```

## Library pseudocode for aarch32/translation/translation/AArch32.SDStageOA

```
// AArch32.SDStageOA()
// =====
// Given the final walk state of a short-descriptor translation walk,
// map the untranslated input address bits to the base output address

FullAddress AArch32.SDStageOA(FullAddress baseaddress, bits(32) va, SDFType sdftype)
    constant integer tsize = SDFSize(sdftype);

    // Output Address
    FullAddress oa;
    oa.address = baseaddress.address<55:tsize> : va<tsize-1:0>;
    oa.paspace = baseaddress.paspace;
    return oa;
```

## Library pseudocode for aarch32/translation/translation/AArch32.TranslateAddress

```
// AArch32.TranslateAddress()
// =====
// Main entry point for translating an address

AddressDescriptor AArch32.TranslateAddress(bits(32) va, AccessDescriptor accdesc,
    boolean aligned, integer size)

    Regime regime = TranslationRegime(PSTATE.EL);
    if !RegimeUsingAArch32(regime) then
        return AArch64.TranslateAddress(ZeroExtend(va, 64), accdesc, aligned, size);

    AddressDescriptor result = AArch32.FullTranslate(va, accdesc, aligned);

    if !IsFault(result) then
        result.fault = AArch32.CheckDebug(va, accdesc, size);

    // Update virtual address for abort functions
    result.vaddress = ZeroExtend(va, 64);

    return result;
```

## Library pseudocode for aarch32/translation/translation/SDFSize

```
// SDFSize()
// =====
// Returns the short-descriptor format translation granule size

integer SDFSize(SDFType sdftype)
    case sdftype of
        when SDFType_SmallPage    return 12;
        when SDFType_LargePage    return 16;
        when SDFType_Section      return 20;
        when SDFType_Supersection return 24;
        otherwise Unreachable();
```

## Library pseudocode for aarch32/translation/walk/AArch32.DecodeDescriptorTypeLD

```
// AArch32.DecodeDescriptorTypeLD()
// =====
// Determine whether the long-descriptor is a page, block or table

DescriptorType AArch32.DecodeDescriptorTypeLD(bits(64) descriptor, integer level)
    if descriptor<1:0> == '11' && level == FINAL_LEVEL then
        return DescriptorType_Leaf;
    elsif descriptor<1:0> == '11' then
        return DescriptorType_Table;
    elsif descriptor<1:0> == '01' && level != FINAL_LEVEL then
        return DescriptorType_Leaf;
    else
        return DescriptorType_Invalid;
```

## Library pseudocode for aarch32/translation/walk/AArch32.DecodeDescriptorTypeSD

```
// AArch32.DecodeDescriptorTypeSD()
// =====
// Determine the type of the short-descriptor

SDFType AArch32.DecodeDescriptorTypeSD(bits(32) descriptor, integer level)
    if level == 1 && descriptor<1:0> == '01' then
        return SDFType\_Table;
    elsif level == 1 && descriptor<18,1> == '01' then
        return SDFType\_Section;
    elsif level == 1 && descriptor<18,1> == '11' then
        return SDFType\_Supersection;
    elsif level == 2 && descriptor<1:0> == '01' then
        return SDFType\_LargePage;
    elsif level == 2 && descriptor<1:0> IN {'1x'} then
        return SDFType\_SmallPage;
    else
        return SDFType\_Invalid;
```

## Library pseudocode for aarch32/translation/walk/AArch32.S1IASize

```
// AArch32.S1IASize()
// =====
// Retrieve the number of bits containing the input address for stage 1 translation

integer AArch32.S1IASize(bits(3) txsz)
    return 32 - UInt(txsz);
```





```

// AArch32.S1WalkLD()
// =====
// Traverse stage 1 translation tables in long format to obtain the final descriptor

(FaultRecord, TTWState) AArch32.S1WalkLD(FaultRecord fault_in, Regime regime,
                                         S1TTWParams walkparams, AccessDescriptor accdesc,
                                         bits(32) va)

FaultRecord fault = fault_in;
bits(3) txsz;
bits(64) ttbr;
bit epd;
VARange varange;
if regime == Regime\_EL2 then
    ttbr = HTTBR;
    txsz = walkparams.t0sz;
    varange = VARange\_LOWER;
else
    varange = AArch32.GetVARange(va, walkparams.t0sz, walkparams.t1sz);
    bits(64) ttbr0;
    bits(64) ttbr1;
    TTBCR_Type ttbcr;
    if regime == Regime\_EL30 then
        ttbcr = TTBCR_S;
        ttbr0 = TTBR0_S;
        ttbr1 = TTBR1_S;
    elseif HaveAArch32EL(EL3) then
        ttbcr = TTBCR_NS;
        ttbr0 = TTBR0_NS;
        ttbr1 = TTBR1_NS;
    else
        ttbcr = TTBCR;
        ttbr0 = TTBR0;
        ttbr1 = TTBR1;

    assert ttbcr.EAE == '1';
    if varange == VARange\_LOWER then
        txsz = walkparams.t0sz;
        ttbr = ttbr0;
        epd = ttbcr.EPD0;
    else
        txsz = walkparams.t1sz;
        ttbr = ttbr1;
        epd = ttbcr.EPD1;

if regime != Regime\_EL2 && epd == '1' then
    fault.level = 1;
    fault.statuscode = Fault\_Translation;
    return (fault, TTWState UNKNOWN);

// Input Address size
iasize = AArch32.S1IASize(txsz);
granulebits = TGxGranuleBits(walkparams.tgx);
stride = granulebits - 3;
startlevel = FINAL\_LEVEL - (((iasize-1) - granulebits) DIV stride);
levels = FINAL\_LEVEL - startlevel;

if !IsZero(ttbr<47:40>) then
    fault.statuscode = Fault\_AddressSize;
    fault.level = 0;
    return (fault, TTWState UNKNOWN);

FullAddress baseaddress;
constant integer baselsb = (iasize - (levels*stride + granulebits)) + 3;
baseaddress.paspace = if accdesc.ss == SS\_Secure then PAS\_Secure else PAS\_NonSecure;
baseaddress.address = ZeroExtend(ttbr<39:baselsb>:Zeros(baselsb), 56);

TTWState walkstate;
walkstate.baseaddress = baseaddress;
walkstate.level = startlevel;
walkstate.istable = TRUE;

```

```

// In regimes that support global and non-global translations, translation
// table entries from lookup levels other than the final level of lookup
// are treated as being non-global
walkstate.nG          = if HasUnprivileged(regime) then '1' else '0';
walkstate.memattrs     = WalkMemAttrs(walkparams.sh, walkparams.irgn, walkparams.orgn);
walkstate.permissions.ap_table = '00';
walkstate.permissions.xn_table = '0';
walkstate.permissions.pxn_table = '0';

bits(64) descriptor;
AddressDescriptor walkaddress;

walkaddress.vaddress = ZeroExtend(va, 64);

if !AArch32.S1DCacheEnabled(regime) then
    walkaddress.memattrs = NormalNCMemAttr();
    walkaddress.memattrs.xs = walkstate.memattrs.xs;
else
    walkaddress.memattrs = walkstate.memattrs;

// Shareability value of stage 1 translation subject to stage 2 is IMPLEMENTATION DEFINED
// to be either effective value or descriptor value
if (regime == Regime\_EL10 && AArch32.EL2Enabled(accdesc.ss) &&
    (if ELStateUsingAArch32(EL2, accdesc.ss==SS\_Secure) then HCR.VM else HCR_EL2.VM) == '1' &&
    !(boolean IMPLEMENTATION_DEFINED "Apply effective shareability at stage 1")) then
    walkaddress.memattrs.shareability = walkstate.memattrs.shareability;
else
    walkaddress.memattrs.shareability = EffectiveShareability(walkaddress.memattrs);

DescriptorType descctype;
integer msb_residue = iasize - 1;
repeat
    fault.level = walkstate.level;
    constant integer indexlsb = (FINAL\_LEVEL - walkstate.level)*stride + granulebits;
    constant integer indexmsb = msb_residue;
    bits(40) index = ZeroExtend(va<indexmsb:indexlsb>:'000', 40);

    walkaddress.paddress.address = walkstate.baseaddress.address OR ZeroExtend(index, 56);
    walkaddress.paddress.paspace = walkstate.baseaddress.paspace;

    boolean toplevel = walkstate.level == startlevel;
    AccessDescriptor walkaccess = CreateAccDescS1TTW(toplevel, varange, accdesc);
    // If there are two stages of translation, then the first stage table walk addresses
    // are themselves subject to translation
    if regime == Regime\_EL10 && AArch32.EL2Enabled(accdesc.ss) then
        s2aligned = TRUE;
        (s2fault, s2walkaddress) = AArch32.S2Translate(fault, walkaddress, s2aligned,
                                                    walkaccess);

        // Check for a fault on the stage 2 walk
        if s2fault.statuscode != Fault\_None then
            return (s2fault, TTWState UNKNOWN);

        (fault, descriptor) = FetchDescriptor(walkparams.ee, s2walkaddress, walkaccess,
                                            fault, 64);
    else
        (fault, descriptor) = FetchDescriptor(walkparams.ee, walkaddress, walkaccess,
                                            fault, 64);

    if fault.statuscode != Fault\_None then
        return (fault, TTWState UNKNOWN);

    descctype = AArch32.DecodeDescriptorTypeLD(descriptor, walkstate.level);

    case descctype of
        when DescriptorType\_Table
            if !IsZero(descriptor<47:40>) then
                fault.statuscode = Fault\_AddressSize;
                return (fault, TTWState UNKNOWN);

    walkstate.baseaddress.address = ZeroExtend(descriptor<39:12>:Zeros(12), 56);

```

```

        if walkstate.baseaddress.paspace == PAS\_Secure && descriptor<63> == '1' then
            walkstate.baseaddress.paspace = PAS\_NonSecure;

        if walkparams.hpd == '0' then
            walkstate.permissions.xn_table = (walkstate.permissions.xn_table OR
                                                descriptor<60>);
            walkstate.permissions.ap_table = (walkstate.permissions.ap_table OR
                                                descriptor<62:61>);
            walkstate.permissions.pxn_table = (walkstate.permissions.pxn_table OR
                                                descriptor<59>);

        walkstate.level = walkstate.level + 1;
        msb_residue = indexlsb - 1;

        when DescriptorType Invalid
            fault.statuscode = Fault\_Translation;
            return (fault, TTWState UNKNOWN);

        when DescriptorType Leaf
            walkstate.istable = FALSE;

until desctype == DescriptorType\_Leaf;

// Check the output address is inside the supported range
if !IsZero(descriptor<47:40>) then
    fault.statuscode = Fault\_AddressSize;
    return (fault, TTWState UNKNOWN);

// Check the access flag
if descriptor<10> == '0' then
    fault.statuscode = Fault\_AccessFlag;
    return (fault, TTWState UNKNOWN);

walkstate.permissions.xn = descriptor<54>;
walkstate.permissions.pxn = descriptor<53>;
walkstate.permissions.ap = descriptor<7:6>:'1';
walkstate.contiguous = descriptor<52>;
if regime == Regime\_EL2 then
    // All EL2 regime accesses are treated as Global
    walkstate.nG = '0';
elseif accdesc.ss == SS\_Secure && walkstate.baseaddress.paspace == PAS\_NonSecure then
    // When a PE is using the Long-descriptor translation table format,
    // and is in Secure state, a translation must be treated as non-global,
    // regardless of the value of the nG bit,
    // if NSTable is set to 1 at any level of the translation table walk.
    walkstate.nG = '1';
else
    walkstate.nG = descriptor<11>;

constant integer indexlsb = (FINAL\_LEVEL - walkstate.level)*stride + granulebits;
walkstate.baseaddress.address = ZeroExtend(descriptor<39:indexlsb>:Zeros(indexlsb), 56);
if walkstate.baseaddress.paspace == PAS\_Secure && descriptor<5> == '1' then
    walkstate.baseaddress.paspace = PAS\_NonSecure;

memattr = descriptor<4:2>;
sh = descriptor<9:8>;
attr = AArch32.MAIRAttr(UInt(memattr), walkparams.mair);
slaarch64 = FALSE;
walkstate.memattrs = S1DecodeMemAttrs(attr, sh, slaarch64, walkparams);

return (fault, walkstate);

```



```

// AArch32.S1WalkSD()
// =====
// Traverse stage 1 translation tables in short format to obtain the final descriptor

(FaultRecord, TTWState) AArch32.S1WalkSD(FaultRecord fault_in, Regime regime,
                                         AccessDescriptor accdesc, bits(32) va)

FaultRecord fault = fault_in;
SCTLR_Type sctlr;
TTBCR_Type ttbcr;
TTBR0_Type ttbr0;
TTBR1_Type ttbr1;
// Determine correct translation control registers to use.
if regime == Regime\_EL30 then
    sctlr = SCTLR_S;
    ttbcr = TTBCR_S;
    ttbr0 = TTBR0_S;
    ttbr1 = TTBR1_S;
elseif HaveAArch32EL\(EL3\) then
    sctlr = SCTLR_NS;
    ttbcr = TTBCR_NS;
    ttbr0 = TTBR0_NS;
    ttbr1 = TTBR1_NS;
else
    sctlr = SCTLR;
    ttbcr = TTBCR;
    ttbr0 = TTBR0;
    ttbr1 = TTBR1;

assert ttbcr.EAE == '0';
ee = sctlr.EE;
afe = sctlr.AFE;
tre = sctlr.TRE;
constant integer ttbcr_n = UInt(ttbcr.N);
constant boolean use_ttbr0 = IsZero(va<31:(32-ttbcr_n)>);
VARange varange = (if ttbcr_n == 0 || use_ttbr0 then VARange\_LOWER
                    else VARange\_UPPER);
constant integer n = if varange == VARange\_LOWER then ttbcr_n else 0;
bits(32) ttb;
bits(1) pd;
bits(2) irgn;
bits(2) rgn;
bits(1) s;
bits(1) nos;
if varange == VARange\_LOWER then
    ttb = ttbr0.TTB0:Zeros(7);
    pd = ttbcr.PD0;
    irgn = ttbr0.IRGN;
    rgn = ttbr0.RGN;
    s = ttbr0.S;
    nos = ttbr0.NOS;
else
    ttb = ttbr1.TTB1:Zeros(7);
    pd = ttbcr.PD1;
    irgn = ttbr1.IRGN;
    rgn = ttbr1.RGN;
    s = ttbr1.S;
    nos = ttbr1.NOS;

// Check if Translation table walk disabled for translations with this Base register.
if pd == '1' then
    fault.level = 1;
    fault.statuscode = Fault\_Translation;
    return (fault, TTWState UNKNOWN);

FullAddress baseaddress;
baseaddress.paspace = if accdesc.ss == SS\_Secure then PAS\_Secure else PAS\_NonSecure;
baseaddress.address = ZeroExtend(ttb<31:14-n>:Zeros(14-n), 56);

constant integer startlevel = 1;
TTWState walkstate;

```

```

walkstate.baseaddress = baseaddress;
// In regimes that support global and non-global translations, translation
// table entries from lookup levels other than the final level of lookup
// are treated as being non-global. Translations in Short-Descriptor Format
// always support global & non-global translations.
walkstate.nG          = '1';
walkstate.memattrs    = WalkMemAttrs(s:nos, irgn, rgn);
walkstate.level       = startlevel;
walkstate.istable     = TRUE;

bits(4) domain;
bits(32) descriptor;
AddressDescriptor walkaddress;

walkaddress.vaddress = ZeroExtend(va, 64);

if !AArch32.S1DCacheEnabled(regime) then
    walkaddress.memattrs = NormalNCMemAttr();
    walkaddress.memattrs.xs = walkstate.memattrs.xs;
else
    walkaddress.memattrs = walkstate.memattrs;

// Shareability value of stage 1 translation subject to stage 2 is IMPLEMENTATION DEFINED
// to be either effective value or descriptor value
if (regime == Regime\_EL10 && AArch32.EL2Enabled(accdesc.ss) &&
    (if ELStateUsingAArch32(EL2, accdesc.ss==SS\_Secure) then HCR.VM else HCR_EL2.VM) == '1' &&
    !(boolean IMPLEMENTATION_DEFINED "Apply effective shareability at stage 1")) then
    walkaddress.memattrs.shareability = walkstate.memattrs.shareability;
else
    walkaddress.memattrs.shareability = EffectiveShareability(walkaddress.memattrs);

bit nG;
bit ns;
bit pxn;
bits(3) ap;
bits(3) tex;
bit c;
bit b;
bit xn;
repeat
    fault.level = walkstate.level;

    bits(32) index;
    if walkstate.level == 1 then
        index = ZeroExtend(va<31-n:20>:'00', 32);
    else
        index = ZeroExtend(va<19:12>:'00', 32);

    walkaddress.paddress.address = walkstate.baseaddress.address OR ZeroExtend(index,
                                                                    56);
    walkaddress.paddress.paspace = walkstate.baseaddress.paspace;

    boolean toplevel = walkstate.level == startlevel;
    AccessDescriptor walkaccess = CreateAccDescS1TTW(toplevel, varange, accdesc);
    if regime == Regime\_EL10 && AArch32.EL2Enabled(accdesc.ss) then
        s2aligned = TRUE;
        (s2fault, s2walkaddress) = AArch32.S2Translate(fault, walkaddress, s2aligned,
                                                    walkaccess);

        if s2fault.statuscode != Fault\_None then
            return (s2fault, TTWState UNKNOWN);

        (fault, descriptor) = FetchDescriptor(ee, s2walkaddress, walkaccess, fault, 32);
    else
        (fault, descriptor) = FetchDescriptor(ee, walkaddress, walkaccess, fault, 32);

    if fault.statuscode != Fault\_None then
        return (fault, TTWState UNKNOWN);

    walkstate.sdftype = AArch32.DecodeDescriptorTypeSD(descriptor, walkstate.level);

```

```

case walkstate.sdftype of
when SDFTYPE Invalid
    fault.domain = domain;
    fault.statuscode = Fault Translation;
    return (fault, TTWState UNKNOWN);

when SDFTYPE Table
    domain = descriptor<8:5>;
    ns = descriptor<3>;
    pxn = descriptor<2>;

    walkstate.baseaddress.address = ZeroExtend(descriptor<31:10>:Zeros(10),
                                                56);

    walkstate.level = 2;

when SDFTYPE SmallPage
    nG = descriptor<11>;
    s = descriptor<10>;
    ap = descriptor<9,5:4>;
    tex = descriptor<8:6>;
    c = descriptor<3>;
    b = descriptor<2>;
    xn = descriptor<0>;

    walkstate.baseaddress.address = ZeroExtend(descriptor<31:12>:Zeros(12),
                                                56);

    walkstate.istable = FALSE;

when SDFTYPE LargePage
    xn = descriptor<15>;
    tex = descriptor<14:12>;
    nG = descriptor<11>;
    s = descriptor<10>;
    ap = descriptor<9,5:4>;
    c = descriptor<3>;
    b = descriptor<2>;

    walkstate.baseaddress.address = ZeroExtend(descriptor<31:16>:Zeros(16),
                                                56);

    walkstate.istable = FALSE;

when SDFTYPE Section
    ns = descriptor<19>;
    nG = descriptor<17>;
    s = descriptor<16>;
    ap = descriptor<15,11:10>;
    tex = descriptor<14:12>;
    domain = descriptor<8:5>;
    xn = descriptor<4>;
    c = descriptor<3>;
    b = descriptor<2>;
    pxn = descriptor<0>;

    walkstate.baseaddress.address = ZeroExtend(descriptor<31:20>:Zeros(20),
                                                56);

    walkstate.istable = FALSE;

when SDFTYPE Supersection
    ns = descriptor<19>;
    nG = descriptor<17>;
    s = descriptor<16>;
    ap = descriptor<15,11:10>;
    tex = descriptor<14:12>;
    xn = descriptor<4>;
    c = descriptor<3>;
    b = descriptor<2>;
    pxn = descriptor<0>;
    domain = '0000';

```

```

        walkstate.baseaddress.address = ZeroExtend(descriptor<8:5,23:20,31:24>:Zeros(24),
                                                56);

        walkstate.istable = FALSE;

until walkstate.sdftype != SDFType\_Table;

if afe == '1' && ap<0> == '0' then
    fault.domain      = domain;
    fault.statuscode = Fault\_AccessFlag;
    return (fault, TTWState UNKNOWN);

// Decode the TEX, C, B and S bits to produce target memory attributes
if tre == '1' then
    walkstate.memattrs = AArch32.RemappedTEXDecode(regime, tex, c, b, s);
elsif RemapRegsHaveResetValues() then
    walkstate.memattrs = AArch32.DefaultTEXDecode(tex, c, b, s);
else
    walkstate.memattrs = MemoryAttributes IMPLEMENTATION_DEFINED;

walkstate.permissions.ap = ap;
walkstate.permissions.xn = xn;
walkstate.permissions.pxn = pxn;
walkstate.domain = domain;
walkstate.nG      = nG;

if accdesc.ss == SS\_Secure && ns == '0' then
    walkstate.baseaddress.paspace = PAS\_Secure;
else
    walkstate.baseaddress.paspace = PAS\_NonSecure;

return (fault, walkstate);

```

#### Library pseudocode for aarch32/translation/walk/AArch32.S2IASize

```

// AArch32.S2IASize()
// =====
// Retrieve the number of bits containing the input address for stage 2 translation

integer AArch32.S2IASize(bits(4) t0sz)
    return 32 - SInt(t0sz);

```

#### Library pseudocode for aarch32/translation/walk/AArch32.S2StartLevel

```

// AArch32.S2StartLevel()
// =====
// Determine the initial lookup level when performing a stage 2 translation
// table walk

integer AArch32.S2StartLevel(bits(2) sl0)
    return 2 - UInt(sl0);

```





```

// AArch32.S2Walk()
// =====
// Traverse stage 2 translation tables in long format to obtain the final descriptor

(FaultRecord, TTWState) AArch32.S2Walk(FaultRecord fault_in, S2TTWParams walkparams,
                                       AccessDescriptor accdesc, AddressDescriptor ipa)

    FaultRecord fault = fault_in;

    if walkparams.sl0 IN {'1x'} || AArch32.S2InconsistentSL(walkparams) then
        fault.statuscode = Fault\_Translation;
        fault.level      = 1;
        return (fault, TTWState UNKNOWN);

    // Input Address size
    iasize      = AArch32.S2IASize(walkparams.t0sz);
    startlevel  = AArch32.S2StartLevel(walkparams.sl0);
    levels      = FINAL\_LEVEL - startlevel;
    granulebits = TGxGranuleBits(walkparams.tgx);
    stride      = granulebits - 3;

    if !IsZero(VTBR<47:40>) then
        fault.statuscode = Fault\_AddressSize;
        fault.level      = 0;
        return (fault, TTWState UNKNOWN);

    FullAddress baseaddress;
    constant integer baselsb = (iasize - (levels*stride + granulebits)) + 3;
    baseaddress.paspace = PAS\_NonSecure;
    baseaddress.address = ZeroExtend(VTBR<39:baselsb>:Zeros(baselsb), 56);

    TTWState walkstate;
    walkstate.baseaddress = baseaddress;
    walkstate.level       = startlevel;
    walkstate.istable     = TRUE;
    walkstate.memattrs    = WalkMemAttrs(walkparams.sh, walkparams.irgn,
                                       walkparams.orgn);

    bits(64) descriptor;
    AccessDescriptor walkaccess = CreateAccDescS2TTW(accdesc);
    AddressDescriptor walkaddress;

    walkaddress.vaddress = ipa.vaddress;

    if HCR2.CD == '1' then
        walkaddress.memattrs = NormalNCMemAttr();
        walkaddress.memattrs.xs = walkstate.memattrs.xs;
    else
        walkaddress.memattrs = walkstate.memattrs;

    walkaddress.memattrs.shareability = EffectiveShareability(walkaddress.memattrs);

    integer msb_residual = iasize - 1;
    DescriptorType desctype;
    repeat
        fault.level = walkstate.level;

        constant integer indexlsb = (FINAL\_LEVEL - walkstate.level)*stride + granulebits;
        constant integer indexmsb = msb_residual;
        bits(40) index = ZeroExtend(ipa.paddress.address<indexmsb:indexlsb>:'000', 40);

        walkaddress.paddress.address = walkstate.baseaddress.address OR ZeroExtend(index, 56);
        walkaddress.paddress.paspace = walkstate.baseaddress.paspace;

        (fault, descriptor) = FetchDescriptor(walkparams.ee, walkaddress, walkaccess, fault, 64);

        if fault.statuscode != Fault\_None then
            return (fault, TTWState UNKNOWN);

        desctype = AArch32.DecodeDescriptorTypeLD(descriptor, walkstate.level);

```

```

case desctype of
  when DescriptorType Table
    if !IsZero(descriptor<47:40>) then
      fault.statuscode = Fault AddressSize;
      return (fault, TTWState UNKNOWN);

      walkstate.baseaddress.address = ZeroExtend(descriptor<39:12>:Zeros(12), 56);
      walkstate.level = walkstate.level + 1;
      msb_residual = indexlsb - 1;

  when DescriptorType Invalid
    fault.statuscode = Fault Translation;
    return (fault, TTWState UNKNOWN);

  when DescriptorType Leaf
    walkstate.istable = FALSE;

until desctype IN {DescriptorType Leaf};

// Check the output address is inside the supported range
if !IsZero(descriptor<47:40>) then
  fault.statuscode = Fault AddressSize;
  return (fault, TTWState UNKNOWN);

// Check the access flag
if descriptor<10> == '0' then
  fault.statuscode = Fault AccessFlag;
  return (fault, TTWState UNKNOWN);

// Unpack the descriptor into address and upper and lower block attributes
constant integer indexlsb = (FINAL\_LEVEL - walkstate.level)*stride + granulebits;
walkstate.baseaddress.address = ZeroExtend(descriptor<39:indexlsb>:Zeros(indexlsb), 56);

walkstate.permissions.s2ap = descriptor<7:6>;
walkstate.permissions.s2xn = descriptor<54>;
if IsFeatureImplemented(FEAT_XNX) then
  walkstate.permissions.s2xnx = descriptor<53>;
else
  walkstate.permissions.s2xnx = '0';

memattr = descriptor<5:2>;
sh      = descriptor<9:8>;
s2aarch64 = FALSE;
walkstate.memattrs  = S2DecodeMemAttrs(memattr, sh, s2aarch64);
walkstate.contiguous = descriptor<52>;

return (fault, walkstate);

```

## Library pseudocode for aarch32/translation/walk/AArch32.TranslationSizeSD

```

// AArch32.TranslationSizeSD()
// =====
// Determine the size of the translation

integer AArch32.TranslationSizeSD(SDType sdftype)
  integer tsize;
  case sdftype of
    when SDType SmallPage      tsize = 12;
    when SDType LargePage     tsize = 16;
    when SDType Section       tsize = 20;
    when SDType Supersection  tsize = 24;

  return tsize;

```

## Library pseudocode for aarch32/translation/walk/RemapRegsHaveResetValues

```
// RemapRegsHaveResetValues()
// =====

boolean RemapRegsHaveResetValues();
```

## Library pseudocode for aarch32/translation/walkparams/AArch32.GetS1TTWParams

```
// AArch32.GetS1TTWParams()
// =====
// Returns stage 1 translation table walk parameters from respective controlling
// System registers.

S1TTWParams AArch32.GetS1TTWParams(Regime regime, bits(32) va)
    S1TTWParams walkparams;

    case regime of
        when Regime\_EL2 walkparams = AArch32.S1TTWParamsEL2();
        when Regime\_EL10 walkparams = AArch32.S1TTWParamsEL10(va);
        when Regime\_EL30 walkparams = AArch32.S1TTWParamsEL30(va);

    return walkparams;
```

## Library pseudocode for aarch32/translation/walkparams/AArch32.GetS2TTWParams

```
// AArch32.GetS2TTWParams()
// =====
// Gather walk parameters for stage 2 translation

S2TTWParams AArch32.GetS2TTWParams()
    S2TTWParams walkparams;

    walkparams.tgx = TGx\_4KB;
    walkparams.s = VTCR.S;
    walkparams.t0sz = VTCR.T0SZ;
    walkparams.sl0 = VTCR.SL0;
    walkparams.irgn = VTCR.IRGN0;
    walkparams.orgn = VTCR.ORGNO;
    walkparams.sh = VTCR.SH0;
    walkparams.ee = HSCTLR.EE;
    walkparams.ptw = HCR.PTW;
    walkparams.vm = HCR.VM OR HCR.DC;

    // VTCR.S must match VTCR.T0SZ[3]
    if walkparams.s != walkparams.t0sz<3> then
        (-, walkparams.t0sz) = ConstrainUnpredictableBits(Unpredictable\_RESVTCRS, 4);

    return walkparams;
```

## Library pseudocode for aarch32/translation/walkparams/AArch32.GetVARange

```
// AArch32.GetVARange()
// =====
// Select the translation base address for stage 1 long-descriptor walks

VARange AArch32.GetVARange(bits(32) va, bits(3) t0sz, bits(3) t1sz)
    // Lower range Input Address size
    constant integer lo_iasize = AArch32.S1IASize(t0sz);
    // Upper range Input Address size
    constant integer up_iasize = AArch32.S1IASize(t1sz);

    if t1sz == '000' && t0sz == '000' then
        return VARange_LOWER;
    elseif t1sz == '000' then
        return if IsZero(va<31:lo_iasize>) then VARange_LOWER else VARange_UPPER;
    elseif t0sz == '000' then
        return if IsOnes(va<31:up_iasize>) then VARange_UPPER else VARange_LOWER;
    elseif IsZero(va<31:lo_iasize>) then
        return VARange_LOWER;
    elseif IsOnes(va<31:up_iasize>) then
        return VARange_UPPER;
    else
        // Will be reported as a Translation Fault
        return VARange_UNKNOWN;
```

## Library pseudocode for aarch32/translation/walkparams/AArch32.S1DCacheEnabled

```
// AArch32.S1DCacheEnabled()
// =====
// Determine cacheability of stage 1 data accesses

boolean AArch32.S1DCacheEnabled(Regime regime)
    case regime of
        when Regime_EL30 return SCTLR_S.C == '1';
        when Regime_EL2 return HSCTLR.C == '1';
        when Regime_EL10 return (if HaveAArch32EL(EL3) then SCTLR_NS.C else SCTLR.C) == '1';
```

## Library pseudocode for aarch32/translation/walkparams/AArch32.S1ICacheEnabled

```
// AArch32.S1ICacheEnabled()
// =====
// Determine cacheability of stage 1 instruction fetches

boolean AArch32.S1ICacheEnabled(Regime regime)
    case regime of
        when Regime_EL30 return SCTLR_S.I == '1';
        when Regime_EL2 return HSCTLR.I == '1';
        when Regime_EL10 return (if HaveAArch32EL(EL3) then SCTLR_NS.I else SCTLR.I) == '1';
```

## Library pseudocode for aarch32/translation/walkparams/AArch32.S1TTWParamsEL10

```
// AArch32.S1TTWParamsEL10()
// =====
// Gather stage 1 translation table walk parameters for EL1&0 regime
// (with EL2 enabled or disabled).

S1TTWParams AArch32.S1TTWParamsEL10(bits(32) va)
    bits(64) mair;
    bit sif;
    TTBCR_Type ttbcr;
    TTBCR2_Type ttbcr2;
    SCTLR_Type sctlr;

    if ELUsingAArch32\(EL3\) then
        ttbcr = TTBCR_NS;
        ttbcr2 = TTBCR2_NS;
        sctlr = SCTLR_NS;
        mair = MAIR1_NS:MAIR0_NS;
        sif = SCR.SIF;
    else
        ttbcr = TTBCR;
        ttbcr2 = TTBCR2;
        sctlr = SCTLR;
        mair = MAIR1:MAIR0;
        sif = if HaveEL\(EL3\) then SCR_EL3.SIF else '0';

    assert ttbcr.EAE == '1';
    S1TTWParams walkparams;

    walkparams.t0sz = ttbcr.T0SZ;
    walkparams.t1sz = ttbcr.T1SZ;
    walkparams.ee = sctlr.EE;
    walkparams.wxn = sctlr.WXN;
    walkparams.uwxn = sctlr.UWXN;
    walkparams.ntlsmid = if IsFeatureImplemented(FEAT_LSMAOC) then sctlr.nTLSMD else '1';
    walkparams.mair = mair;
    walkparams.sif = sif;

    varange = AArch32.GetVARange(va, walkparams.t0sz, walkparams.t1sz);
    if varange == VARange\_LOWER then
        walkparams.sh = ttbcr.SH0;
        walkparams.irgn = ttbcr.IRGN0;
        walkparams.orgn = ttbcr.ORGNO;
        walkparams.hpd = (if IsFeatureImplemented(FEAT_AA32HPD) then ttbcr.T2E AND ttbcr2.HPD0
            else '0');
    else
        walkparams.sh = ttbcr.SH1;
        walkparams.irgn = ttbcr.IRGN1;
        walkparams.orgn = ttbcr.ORGNO;
        walkparams.hpd = (if IsFeatureImplemented(FEAT_AA32HPD) then ttbcr.T2E AND ttbcr2.HPD1
            else '0');

    return walkparams;
```

## Library pseudocode for aarch32/translation/walkparams/AArch32.S1TTWParamsEL2

```
// AArch32.S1TTWParamsEL2()
// =====
// Gather stage 1 translation table walk parameters for EL2 regime

S1TTWParams AArch32.S1TTWParamsEL2()
    S1TTWParams walkparams;

    walkparams.tgx = TGx\_4KB;
    walkparams.t0sz = HTCR.T0SZ;
    walkparams.irgn = HTCR.SH0;
    walkparams.orgn = HTCR.IRGN0;
    walkparams.sh = HTCR.ORGNO;
    walkparams.hpd = if IsFeatureImplemented(FEAT_AA32HPD) then HTCR.HPD else '0';
    walkparams.ee = HSCTLR.EE;
    walkparams.wxn = HSCTLR.WXN;
    if IsFeatureImplemented(FEAT_LSMAOC) then
        walkparams.ntlsmid = HSCTLR.nTlSMD;
    else
        walkparams.ntlsmid = '1';

    walkparams.mair = HMAIR1:HMAIR0;

    return walkparams;
```

## Library pseudocode for aarch32/translation/walkparams/AArch32.S1TTWParamsEL30

```
// AArch32.S1TTWParamsEL30()
// =====
// Gather stage 1 translation table walk parameters for EL3&0 regime

S1TTWParams AArch32.S1TTWParamsEL30(bits(32) va)
    assert TTBCR_S.EAE == '1';
    S1TTWParams walkparams;

    walkparams.t0sz = TTBCR_S.T0SZ;
    walkparams.t1sz = TTBCR_S.T1SZ;
    walkparams.ee = SCTLR_S.EE;
    walkparams.wxn = SCTLR_S.WXN;
    walkparams.uwxn = SCTLR_S.UWXN;
    walkparams.ntlsmid = if IsFeatureImplemented(FEAT_LSMAOC) then SCTLR_S.nTlSMD else '1';
    walkparams.mair = MAIR1_S:MAIR0_S;
    walkparams.sif = SCR.SIF;

    varange = AArch32.GetVARange(va, walkparams.t0sz, walkparams.t1sz);
    if varange == VARange\_LOWER then
        walkparams.sh = TTBCR_S.SH0;
        walkparams.irgn = TTBCR_S.IRGN0;
        walkparams.orgn = TTBCR_S.ORGNO;
        walkparams.hpd = (if IsFeatureImplemented(FEAT_AA32HPD) then TTBCR_S.T2E AND TTBCR2_S.HPD0
            else '0');
    else
        walkparams.sh = TTBCR_S.SH1;
        walkparams.irgn = TTBCR_S.IRGN1;
        walkparams.orgn = TTBCR_S.ORGNO;
        walkparams.hpd = (if IsFeatureImplemented(FEAT_AA32HPD) then TTBCR_S.T2E AND TTBCR2_S.HPD1
            else '0');

    return walkparams;
```

## Library pseudocode for aarch64/debug/brbe/BRBCycleCountingEnabled

```
// BRBCycleCountingEnabled()
// =====
// Returns TRUE if the recording of cycle counts is allowed,
// FALSE otherwise.

boolean BRBCycleCountingEnabled()
    if HaveEL\(EL2\) && BRBCR_EL2.CC == '0' then return FALSE;
    if BRBCR_EL1.CC == '0' then return FALSE;
    return TRUE;
```

## Library pseudocode for aarch64/debug/brbe/BRBEBranch

```
// BRBEBranch()
// =====
// Called to write branch record for the following branches when BRB is active:
// direct branches,
// indirect branches,
// direct branches with link,
// indirect branches with link,
// returns from subroutines.

BRBEBranch(BranchType br_type, boolean cond, bits(64) target_address)
    if BranchRecordAllowed(PSTATE.EL) && FilterBranchRecord(br_type, cond) then
        bits(6) branch_type;
        case br_type of
            when BranchType\_DIR
                branch_type = if cond then '001000' else '000000';
            when BranchType\_INDIR
                branch_type = '000001';
            when BranchType\_DIRCALL
                branch_type = '000010';
            when BranchType\_INDCALL
                branch_type = '000011';
            when BranchType\_RET
                branch_type = '000101';
            otherwise
                Unreachable();

        bit ccu;
        bits(14) cc;
        (ccu, cc) = BranchEncCycleCount();
        bit lastfailed = if IsFeatureImplemented(FEAT_TME) then BRBFCR_EL1.LASTFAILED else '0';
        bit transactional = if IsFeatureImplemented(FEAT_TME) && TSTATE.depth > 0 then '1' else '0';
        bits(2) el = PSTATE.EL;
        bit mispredict = if BRBEMispredictAllowed() && BranchMispredict() then '1' else '0';

        UpdateBranchRecordBuffer(ccu, cc, lastfailed, transactional, branch_type, el, mispredict,
                                '11', PC64, target_address);

        BRBFCR_EL1.LASTFAILED = '0';

        PMUEvent(PMU_EVENT_BRB_FILTRATE);

    return;
```

## Library pseudocode for aarch64/debug/brbe/BRBEBranchOnISB

```
// BRBEBranchOnISB()
// =====
// Returns TRUE if ISBs generate Branch records, and FALSE otherwise.

boolean BRBEBranchOnISB()
    return boolean IMPLEMENTATION_DEFINED "ISB generates Branch records";
```



## Library pseudocode for aarch64/debug/brbe/BRBEDebugStateExit

```
// BRBEDebugStateExit()
// =====
// Called to write Debug state exit branch record when BRB is active.

BRBEDebugStateExit(bits(64) target_address)
    if BranchRecordAllowed(PSTATE.EL) then
        // Debug state is a prohibited region, therefore ccu=1, cc=0, source_address=0
        bits(6) branch_type = '111001';
        bit ccu = '1';
        bits(14) cc = Zeros(14);
        bit lastfailed = if IsFeatureImplemented(FEAT_TME) then BRBFCCR_EL1.LASTFAILED else '0';
        bit transactional = '0';
        bits(2) el = PSTATE.EL;
        bit mispredict = '0';

        UpdateBranchRecordBuffer(ccu, cc, lastfailed, transactional, branch_type, el, mispredict,
                                '01', Zeros(64), target_address);

        BRBFCCR_EL1.LASTFAILED = '0';

        PMUEvent(PMU_EVENT_BRB_FILTRATE);

    return;
```



```

// BRBEEException()
// =====
// Called to write exception branch record when BRB is active.

BRBEEException(ExceptionRecord erec, boolean source_valid,
               bits(64) source_address_in,
               bits(64) target_address_in, bits(2) target_el,
               boolean trappedsyscallinst)
bits(64) target_address = target_address_in;
Exception except = erec.exceptype;
bits(25) iss = erec.syndrome;
case target_el of
    when EL3
        if !IsFeatureImplemented(FEAT_BRBEv1p1) || (MDCR_EL3.E3BREC == MDCR_EL3.E3BREW) then
            return;
    when EL2 if BRBCR_EL2.EXCEPTION == '0' then return;
    when EL1 if BRBCR_EL1.EXCEPTION == '0' then return;

boolean target_valid = BranchRecordAllowed(target_el);

if source_valid || target_valid then
    bits(6) branch_type;
    case except of
        when Exception Uncategorized          branch_type = '100011'; // Trap
        when Exception WFXTrap                branch_type = '100011'; // Trap
        when Exception CP15RTTTrap            branch_type = '100011'; // Trap
        when Exception CP15RRTTrap            branch_type = '100011'; // Trap
        when Exception CP14RTTTrap            branch_type = '100011'; // Trap
        when Exception CP14DTTTrap            branch_type = '100011'; // Trap
        when Exception AdvSIMDFPAccessTrap    branch_type = '100011'; // Trap
        when Exception FPIDTrap               branch_type = '100011'; // Trap
        when Exception PACTrap                branch_type = '100011'; // Trap
        when Exception TSTARTAccessTrap       branch_type = '100011'; // Trap
        when Exception CP14RRTTrap            branch_type = '100011'; // Trap
        when Exception LDST64BTrap            branch_type = '100011'; // Trap
        when Exception BranchTarget           branch_type = '101011'; // Inst Fault
        when Exception IllegalState           branch_type = '100011'; // Trap
        when Exception SupervisorCall
            if !trappedsyscallinst then
                branch_type = '100010'; // Call
            else
                branch_type = '100011'; // Trap
        when Exception HypervisorCall         branch_type = '100010'; // Call
        when Exception MonitorCall
            if !trappedsyscallinst then
                branch_type = '100010'; // Call
            else
                branch_type = '100011'; // Trap
        when Exception SystemRegisterTrap     branch_type = '100011'; // Trap
        when Exception SystemRegister128Trap  branch_type = '100011'; // Trap
        when Exception SVEAccessTrap          branch_type = '100011'; // Trap
        when Exception SMEAccessTrap          branch_type = '100011'; // Trap
        when Exception ERetTrap               branch_type = '100011'; // Trap
        when Exception PACFail                branch_type = '101100'; // Data Fault
        when Exception InstructionAbort        branch_type = '101011'; // Inst Fault
        when Exception PCAlignment            branch_type = '101010'; // Alignment
        when Exception DataAbort              branch_type = '101100'; // Data Fault
        when Exception NV2DataAbort           branch_type = '101100'; // Data Fault
        when Exception SPAlignment            branch_type = '101010'; // Alignment
        when Exception FPTrappedException     branch_type = '100011'; // Trap
        when Exception SError                 branch_type = '100100'; // System Error
        when Exception Breakpoint             branch_type = '100110'; // Inst debug
        when Exception SoftwareStep           branch_type = '100110'; // Inst debug
        when Exception Watchpoint             branch_type = '100111'; // Data debug
        when Exception NV2Watchpoint          branch_type = '100111'; // Data debug
        when Exception SoftwareBreakpoint     branch_type = '100110'; // Inst debug
        when Exception IRQ                   branch_type = '101110'; // IRQ
        when Exception FIQ                   branch_type = '101111'; // FIQ
        when Exception MemCpyMemSet          branch_type = '100011'; // Trap
        when Exception GCSFail
            if iss<23:20> == '0000' then
                branch_type = '101100'; // Data Fault
            elsif iss<23:20> == '0001' then
                branch_type = '101011'; // Inst Fault
            elsif iss<23:20> == '0010' then
                branch_type = '100011'; // Trap
            else
                Unreachable();

```

```

when Exception\_PMU                branch_type = '100110'; // Inst debug;
when Exception\_GPC
    if iss<20> == '1' then          branch_type = '101011'; // Inst fault
    else                            branch_type = '101100'; // Data fault
otherwise                            Unreachable();

bit ccu;
bits(14) cc;
(ccu, cc) = BranchEncCycleCount();
bit lastfailed = if IsFeatureImplemented(FEAT_TME) then BRBFCCR_EL1.LASTFAILED else '0';
bit transactional = (if source_valid && IsFeatureImplemented(FEAT_TME) &&
    TSTATE.depth > 0 then '1' else '0');
bits(2) el = if target_valid then target_el else '00';
bit mispredict = '0';
bit sv = if source_valid then '1' else '0';
bit tv = if target_valid then '1' else '0';
bits(64) source_address = if source_valid then source_address_in else Zeros(64);

if !target_valid then
    target_address = Zeros(64);
else
    target_address = AArch64.BranchAddr(target_address, target_el);

UpdateBranchRecordBuffer(ccu, cc, lastfailed, transactional,
    branch_type, el, mispredict,
    sv:tv, source_address, target_address);

BRBFCCR_EL1.LASTFAILED = '0';

PMUEvent(PMU_EVENT_BRB_FILTRATE);

return;

```

## Library pseudocode for aarch64/debug/brbe/BRBEEExceptionReturn

```
// BRBEEExceptionReturn()
// =====
// Called to write exception return branch record when BRB is active.

BRBEEExceptionReturn(bits(64) target_address_in, bits(2) source_el,
                     boolean source_valid, bits(64) source_address_in)
    bits(64) target_address = target_address_in;
    case source_el of
        when EL3
            if !IsFeatureImplemented(FEAT_BRBEv1p1) || (MDCR_EL3.E3BREC == MDCR_EL3.E3BREW) then
                return;
        when EL2 if BRBCR_EL2.ERTN == '0' then return;
        when EL1 if BRBCR_EL1.ERTN == '0' then return;

    boolean target_valid = BranchRecordAllowed(PSTATE.EL);

    if source_valid || target_valid then
        bits(6) branch_type = '000111';
        bit ccu;
        bits(14) cc;
        (ccu, cc) = BranchEncCycleCount();
        bit lastfailed = if IsFeatureImplemented(FEAT_TME) then BRBFCR_EL1.LASTFAILED else '0';
        bit transactional = (if source_valid && IsFeatureImplemented(FEAT_TME) &&
                             TSTATE.depth > 0 then '1' else '0');
        bits(2) el = if target_valid then PSTATE.EL else '00';
        bit mispredict = if (source_valid && BRBEMispredictAllowed() &&
                             BranchMispredict()) then '1' else '0';
        bit sv = if source_valid then '1' else '0';
        bit tv = if target_valid then '1' else '0';
        bits(64) source_address = if source_valid then source_address_in else Zeros(64);
        if !target_valid then
            target_address = Zeros(64);

        UpdateBranchRecordBuffer(ccu, cc, lastfailed, transactional,
                                branch_type, el, mispredict,
                                sv:tv, source_address, target_address);

        BRBFCR_EL1.LASTFAILED = '0';

        PMUEvent(PMU_EVENT_BRB_FILTRATE);

    return;
```

## Library pseudocode for aarch64/debug/brbe/BRBEFreeze

```
// BRBEFreeze()
// =====
// Generates BRBE freeze event.

BRBEFreeze()
    BRBFCR_EL1.PAUSED = '1';
    BRBTS_EL1 = GetTimestamp(BRBETimeStamp());
```

## Library pseudocode for aarch64/debug/brbe/BRBEISB

```
// BRBEISB()
// =====
// Handles ISB instruction for BRBE.

BRBEISB()
    boolean branch_conditional = FALSE;
    BRBEBranch(BranchType\_DIR, branch_conditional, PC64 + 4);
```

## Library pseudocode for aarch64/debug/brbe/BRBEMispredictAllowed

```
// BRBEMispredictAllowed()
// =====
// Returns TRUE if the recording of branch misprediction is allowed,
// FALSE otherwise.

boolean BRBEMispredictAllowed()
    if HaveEL\(EL2\) && BRBCR_EL2.MPRED == '0' then return FALSE;
    if BRBCR_EL1.MPRED == '0' then return FALSE;
    return TRUE;
```

## Library pseudocode for aarch64/debug/brbe/BRBETimeStamp

```
// BRBETimeStamp()
// =====
// Returns captured timestamp.

TimeStamp BRBETimeStamp()
    if HaveEL\(EL2\) then
        TS_el2 = BRBCR_EL2.TS;
        if !IsFeatureImplemented(FEAT_ECV) && TS_el2 == '10' then
            // Reserved value
            (-, TS_el2) = ConstrainUnpredictableBits\(Unpredictable\_EL2TIMESTAMP, 2\);
        case TS_el2 of
            when '00'
                // Falls out to check BRBCR_EL1.TS
            when '01'
                return TimeStamp\_Virtual;
            when '10'
                assert IsFeatureImplemented(FEAT_ECV); // Otherwise ConstrainUnpredictableBits
                                                         // removes this case
                return TimeStamp\_OffsetPhysical;
            when '11'
                return TimeStamp\_Physical;

    TS_el1 = BRBCR_EL1.TS;
    if TS_el1 == '00' || (!IsFeatureImplemented(FEAT_ECV) && TS_el1 == '10') then
        // Reserved value
        (-, TS_el1) = ConstrainUnpredictableBits\(Unpredictable\_EL1TIMESTAMP, 2\);
    case TS_el1 of
        when '01'
            return TimeStamp\_Virtual;
        when '10'
            return TimeStamp\_OffsetPhysical;
        when '11'
            return TimeStamp\_Physical;
    otherwise
        Unreachable\(\); // ConstrainUnpredictableBits removes this case
```

## Library pseudocode for aarch64/debug/brbe/BRB\_IALL

```
// BRB_IALL()
// =====
// Called to perform invalidation of branch records

BRB_IALL()
    for i = 0 to GetBRBENumRecords\(\) - 1
        Records_SRC[i] = Zeros\(64\);
        Records_TGT[i] = Zeros\(64\);
        Records_INF[i] = Zeros\(64\);
```

## Library pseudocode for aarch64/debug/brbe/BRB\_INJ

```
// BRB_INJ()
// =====
// Called to perform manual injection of branch records.

BRB_INJ()
    UpdateBranchRecordBuffer(BRBINFINJ_EL1.CCU, BRBINFINJ_EL1.CC, BRBINFINJ_EL1.LASTFAILED,
                             BRBINFINJ_EL1.T, BRBINFINJ_EL1.TYPE, BRBINFINJ_EL1.EL,
                             BRBINFINJ_EL1.MPRED, BRBINFINJ_EL1.VALID, BRBSRCINJ_EL1.ADDRESS,
                             BRBTGTINJ_EL1.ADDRESS);

    BRBINFINJ_EL1 = bits(64) UNKNOWN;
    BRBSRCINJ_EL1 = bits(64) UNKNOWN;
    BRBTGTINJ_EL1 = bits(64) UNKNOWN;

    if ConstrainUnpredictableBool(Unpredictable\_BRBFILTRATE) then
        PMUEvent(PMU_EVENT_BRB_FILTRATE);
```

## Library pseudocode for aarch64/debug/brbe/BranchEncCycleCount

```
// BranchEncCycleCount()
// =====

// The first return result is '1' if either of the following is true, and '0' otherwise:
// - This is the first Branch record after the PE exited a Prohibited Region.
// - This is the first Branch record after cycle counting has been enabled.
// If the first return result is '0', the second return result is the encoded cycle count
// since the last branch.
// The format of this field uses a mantissa and exponent to express the cycle count value.
// - bits[7:0] indicate the mantissa M.
// - bits[13:8] indicate the exponent E.
// The cycle count is expressed using the following function:
//   cycle_count = (if IsZero(E) then UInt(M) else UInt('1':M:Zeros(UInt(E)-1)))
// A value of all ones in both the mantissa and exponent indicates the cycle count value
// exceeded the size of the cycle counter.
// If the cycle count is not known, the second return result is zero.

(bit, bits(14)) BranchEncCycleCount();
```

## Library pseudocode for aarch64/debug/brbe/BranchMispredict

```
// BranchMispredict()
// =====
// Returns TRUE if the branch being executed was mispredicted, FALSE otherwise.

boolean BranchMispredict();
```

## Library pseudocode for aarch64/debug/brbe/BranchRawCycleCount

```
// BranchRawCycleCount()
// =====
// If the cycle count is known, the return result is the cycle count since the last branch.

integer BranchRawCycleCount();
```

## Library pseudocode for aarch64/debug/brbe/BranchRecordAllowed

```
// BranchRecordAllowed()
// =====
// Returns TRUE if branch recording is allowed, FALSE otherwise.

boolean BranchRecordAllowed(bits(2) el)
    if ELUsingAArch32(el) then
        return FALSE;

    if BRBFCCR_EL1.PAUSED == '1' then
        return FALSE;

    if el == EL3 && IsFeatureImplemented(FEAT_BRBEv1p1) then
        return (MDCR_EL3.E3BREC != MDCR_EL3.E3BREW);

    if HaveEL(EL3) && (MDCR_EL3.SBRBE == '00' ||
        (CurrentSecurityState() == SS\_Secure && MDCR_EL3.SBRBE == '01')) then
        return FALSE;

    case el of
        when EL3 return FALSE; // FEAT_BRBEv1p1 not implemented
        when EL2 return BRBCR_EL2.E2BRE == '1';
        when EL1 return BRBCR_EL1.E1BRE == '1';
        when EL0
            if EL2Enabled() && HCR_EL2.TGE == '1' then
                return BRBCR_EL2.E0HBRE == '1';
            else
                return BRBCR_EL1.E0BRE == '1';
```

## Library pseudocode for aarch64/debug/brbe/Contents

```
// Contents of the Branch Record Buffer
//=====

array [0..63] of BRBSRC_EL1_Type Records_SRC;

array [0..63] of BRBTGT_EL1_Type Records_TGT;

array [0..63] of BRBINF_EL1_Type Records_INF;
```

## Library pseudocode for aarch64/debug/brbe/FilterBranchRecord

```
// FilterBranchRecord()
// =====
// Returns TRUE if the branch record is not filtered out, FALSE otherwise.

boolean FilterBranchRecord(BranchType br, boolean cond)
    case br of
        when BranchType\_DIRCALL
            return BRBFCCR_EL1.DIRCALL != BRBFCCR_EL1.EnI;
        when BranchType\_INDCALL
            return BRBFCCR_EL1.INDCALL != BRBFCCR_EL1.EnI;
        when BranchType\_RET
            return BRBFCCR_EL1.RTN != BRBFCCR_EL1.EnI;
        when BranchType\_DIR
            if cond then
                return BRBFCCR_EL1.CONDDIR != BRBFCCR_EL1.EnI;
            else
                return BRBFCCR_EL1.DIRECT != BRBFCCR_EL1.EnI;
        when BranchType\_INDIR
            return BRBFCCR_EL1.INDIRECT != BRBFCCR_EL1.EnI;
        otherwise Unreachable();
    return FALSE;
```



## Library pseudocode for aarch64/debug/brbe/FirstBranchAfterProhibited

```
// FirstBranchAfterProhibited()
// =====
// Returns TRUE if branch recorded is the first branch after a prohibited region,
// FALSE otherwise.

FirstBranchAfterProhibited();
```

## Library pseudocode for aarch64/debug/brbe/GetBRBNumRecords

```
// GetBRBNumRecords()
// =====
// Returns the number of branch records implemented.

integer GetBRBNumRecords()
    assert UInt(BRBIDR0_EL1.NUMREC) IN {0x08, 0x10, 0x20, 0x40};
    return integer IMPLEMENTATION_DEFINED "Number of BRB records";
```

## Library pseudocode for aarch64/debug/brbe/Getter

```
// Getter functions for branch records
// =====
// Functions used by MRS instructions that access branch records

BRBSRC_EL1_Type BRBSRC_EL1[integer n]
    assert n IN {0..31};
    integer record = UInt(BRBFCCR_EL1.BANK:n<4:0>);
    if record < GetBRBNumRecords() then
        return Records_SRC[record];
    else
        return Zeros(64);

BRBTGT_EL1_Type BRBTGT_EL1[integer n]
    assert n IN {0..31};
    integer record = UInt(BRBFCCR_EL1.BANK:n<4:0>);
    if record < GetBRBNumRecords() then
        return Records_TGT[record];
    else
        return Zeros(64);

BRBINF_EL1_Type BRBINF_EL1[integer n]
    assert n IN {0..31};
    integer record = UInt(BRBFCCR_EL1.BANK:n<4:0>);
    if record < GetBRBNumRecords() then
        return Records_INF[record];
    else
        return Zeros(64);
```

## Library pseudocode for aarch64/debug/brbe/ShouldBRBEFreeze

```
// ShouldBRBEFreeze()
// =====
// Returns TRUE if the BRBE freeze event conditions have been met, and FALSE otherwise.

boolean ShouldBRBEFreeze()
    if !BranchRecordAllowed(PSTATE.EL) then return FALSE;
    boolean check_e      = FALSE;
    boolean check_cnten  = FALSE;
    boolean check_inten  = FALSE;
    boolean exclude_sync = IsFeatureImplemented(FEAT_SEBEP);
    boolean exclude_cyc  = TRUE;
    boolean include_lo;
    boolean include_hi;

    if HaveEL(EL2) then
        include_lo = (BRBCR_EL1.FZP == '1');
        include_hi = (BRBCR_EL2.FZP == '1');
    else
        include_lo = TRUE;
        include_hi = TRUE;

    return PMUOverflowCondition(check_e, check_cnten, check_inten,
                                include_hi, include_lo, exclude_cyc,
                                exclude_sync);
```

## Library pseudocode for aarch64/debug/brbe/UpdateBranchRecordBuffer

```
// UpdateBranchRecordBuffer()
// =====
// Add a new Branch record to the buffer.

UpdateBranchRecordBuffer(bit ccu, bits(14) cc, bit lastfailed, bit transactional,
                          bits(6) branch_type, bits(2) el, bit mispredict, bits(2) valid,
                          bits(64) source_address, bits(64) target_address)
    // Shift the Branch Records in the buffer
    for i = GetBRBENumRecords() - 1 downto 1
        Records_SRC[i] = Records_SRC[i - 1];
        Records_TGT[i] = Records_TGT[i - 1];
        Records_INF[i] = Records_INF[i - 1];

    Records_INF[0].CCU      = ccu;
    Records_INF[0].CC       = cc;

    Records_INF[0].EL       = el;
    Records_INF[0].VALID    = valid;
    Records_INF[0].T        = transactional;
    Records_INF[0].LASTFAILED = lastfailed;
    Records_INF[0].MPRED    = mispredict;
    Records_INF[0].TYPE     = branch_type;

    Records_SRC[0] = source_address;
    Records_TGT[0] = target_address;

    return;
```

## Library pseudocode for aarch64/debug/breakpoint/AArch64.BreakpointMatch

```
// AArch64.BreakpointMatch()
// =====
// Breakpoint matching in an AArch64 translation regime.
// Returns breakpoint type and a boolean to indicate the type of breakpoint and whether
// the breakpoint is active and matched successfully. For Address Mismatch breakpoints,
// the returned boolean is the inverted result.

(BreakpointType, boolean) AArch64.BreakpointMatch(integer n, bits(64) vaddress,
AccessDescriptor accdesc, integer size)

assert !ELUsingAArch32(S1TranslationRegime());
assert n < NumBreakpointsImplemented();

linking_enabled = (DBGBCR_EL1[n].BT IN {'0x11', '1xx1'} ||
    (IsFeatureImplemented(FEAT_ABLE) && DBGBCR_EL1[n].BT2 == '1'));

// A breakpoint that has linking enabled does not generate debug events in isolation
if linking_enabled then
    return (BreakpointType\_Inactive, FALSE);

enabled      = IsBreakpointEnabled(n);
linked       = DBGBCR_EL1[n].BT IN {'0x01'};
isbreakpnt   = TRUE;
linked_to     = FALSE;
from_linking_enabled = FALSE;
lbnx         = if IsFeatureImplemented(FEAT_Debugv8p9) then DBGBCR_EL1[n].LBNX else '00';
linked_n      = UInt(lbnx : DBGBCR_EL1[n].LBN);
ssce         = if IsFeatureImplemented(FEAT_RME) then DBGBCR_EL1[n].SSCE else '0';
state_match   = AArch64.StateMatch(DBGBCR_EL1[n].SSC, ssce, DBGBCR_EL1[n].HMC,
    DBGBCR_EL1[n].PMC, linked, linked_n, isbreakpnt,
    vaddress, accdesc);

(bp_type, value_match) = AArch64.BreakpointValueMatch(n, vaddress, linked_to, isbreakpnt,
    from_linking_enabled);

if HaveAArch32() && size == 4 then // Check second halfword
    // If the breakpoint address and BAS of an Address breakpoint match the address of the
    // second halfword of an instruction, but not the address of the first halfword, it is
    // CONSTRAINED UNPREDICTABLE whether or not this breakpoint generates a Breakpoint debug
    // event.
    (-, match_i) = AArch64.BreakpointValueMatch(n, vaddress + 2, linked_to, isbreakpnt,
        from_linking_enabled);

    if !value_match && match_i then
        value_match = ConstrainUnpredictableBool(Unpredictable\_BPMATCHHALF);

if vaddress<1> == '1' && DBGBCR_EL1[n].BAS == '1111' then
    // The above notwithstanding, if DBGBCR_EL1[n].BAS == '1111', then it is CONSTRAINED
    // UNPREDICTABLE whether or not a Breakpoint debug event is generated for an instruction
    // at the address DBGBCR_EL1[n]+2.
    if value_match then value_match = ConstrainUnpredictableBool(Unpredictable\_BPMATCHHALF);

if !(state_match && enabled) then
    return (BreakpointType\_Inactive, FALSE);
else
    return (bp_type, value_match);
```



```

// AArch64.BreakpointValueMatch()
// =====
// Returns breakpoint type to indicate the type of breakpoint and a boolean to indicate
// whether the breakpoint matched successfully. For Address Mismatch breakpoints, the
// returned boolean is the inverted result. If the breakpoint type return value is Inactive,
// then the boolean result is FALSE.

(BreakpointType, boolean) AArch64.BreakpointValueMatch(integer n_in, bits(64) vaddress,
                                                         boolean linked_to, boolean isbreakpnt,
                                                         boolean from_linking_enabled)

// "n_in" is the identity of the breakpoint unit to match against.
// "vaddress" is the current instruction address, ignored if linked_to is TRUE and for Context
// matching breakpoints.
// "linked_to" is TRUE if this is a call from StateMatch for linking.
// "isbreakpnt" TRUE is this is a call from BreakpointMatch or from StateMatch for a
// linked breakpoint or from BreakpointValueMatch for a linked breakpoint with linking enabled.
// "from_linking_enabled" is TRUE if this is a call from BreakpointValueMatch for a linked
// breakpoint with linking enabled.
integer n = n_in;
Constraint c;

// If a non-existent breakpoint then it is CONSTRAINED UNPREDICTABLE whether this gives
// no match or the breakpoint is mapped to another UNKNOWN implemented breakpoint.
if n >= NumBreakpointsImplemented() then
    (c, n) = ConstrainUnpredictableInteger(0, NumBreakpointsImplemented() - 1,
                                           Unpredictable BPNOTIMPL);
    assert c IN {Constraint DISABLED, Constraint UNKNOWN};
    if c == Constraint DISABLED then return (BreakpointType Inactive, FALSE);

// If this breakpoint is not enabled, it cannot generate a match.
// (This could also happen on a call from StateMatch for linking).
if !IsBreakpointEnabled(n) then return (BreakpointType Inactive, FALSE);

// If BT is set to a reserved type, behaves either as disabled or as a not-reserved type.
dbgtype = DBGBCR_EL1[n].BT;
bt2 = if IsFeatureImplemented(FEAT_ABLE) then DBGBCR_EL1[n].BT2 else '0';

(c, bt2, dbgtype) = AArch64.ReservedBreakpointType(n, bt2, dbgtype);
if c == Constraint DISABLED then return (BreakpointType Inactive, FALSE);
// Otherwise the value returned by ConstrainUnpredictableBits must be a not-reserved value

// Determine what to compare against.
match_addr      = (dbgtype IN {'0x0x'});
mismatch        = (dbgtype IN {'010x'});
match_vmid      = (dbgtype IN {'10xx'});
match_cid       = (dbgtype IN {'001x'});
match_cid1      = (dbgtype IN {'101x', 'x11x'});
match_cid2      = (dbgtype IN {'11xx'});
linking_enabled = (dbgtype IN {'xx11', '1xx1'} || bt2 == '1');

// If this is a call from StateMatch, return FALSE if the breakpoint is not
// programmed with linking enabled.
if linked_to && !linking_enabled then
    return (BreakpointType Inactive, FALSE);

// If called from BreakpointMatch return FALSE for breakpoint with linking enabled.
if !linked_to && linking_enabled then
    return (BreakpointType Inactive, FALSE);

boolean linked = (dbgtype IN {'0x01'});
if from_linking_enabled then // A breakpoint with linking enabled has called this function.
    assert linked_to && isbreakpnt;
    if linked then
        // A breakpoint with linking enabled is linked to a linked breakpoint. This is
        // architecturally UNPREDICTABLE, but treated as disabled in the pseudo code to
        // avoid potential recursion in BreakpointValueMatch().
        return (BreakpointType Inactive, FALSE);

// If a linked breakpoint is linked to an address matching breakpoint,

```

```

// the behavior is CONSTRAINED UNPREDICTABLE.
if linked_to && match_addr && isbreakpnt then
    if !ConstrainUnpredictableBool(Unpredictable BPLINKEDADDRMATCH) then
        return (BreakpointType_Inactive, FALSE);

// A breakpoint programmed for address mismatch does not match in AArch32 state.
if mismatch && UsingAArch32() then
    return (BreakpointType_Inactive, FALSE);

boolean bvr_match = FALSE;
boolean bxvr_match = FALSE;
BreakpointType bp_type;
integer mask;

if IsFeatureImplemented(FEAT_BWE) then
    mask = UInt(DBGBCR_EL1[n].MASK);

// If the mask is set to a reserved value, the behavior is CONSTRAINED UNPREDICTABLE.
if mask IN {1, 2} then
    (c, mask) = ConstrainUnpredictableInteger(3, 31, Unpredictable RESBPMASK);
    assert c IN {Constraint_DISABLED, Constraint_NONE, Constraint_UNKNOWN};
    case c of
        when Constraint_DISABLED return (BreakpointType_Inactive, FALSE); // Disabled
        when Constraint_NONE      mask = 0;                               // No masking
        // Otherwise the value returned by ConstrainUnpredictableBits must
        // be a not-reserved value.

if mask != 0 then
    // When DBGBCR_EL1[n].MASK is a valid nonzero value, the behavior is
    // CONSTRAINED UNPREDICTABLE if any of the following are true:
    // - DBGBCR_EL1[n].<BT2,BT> is programmed for a Context matching breakpoint.
    // - DBGBCR_EL1[n].BAS is not '1111' and AArch32 is supported at EL0.
    if ((match_cid || match_cid1 || match_cid2) ||
        (DBGBCR_EL1[n].BAS != '1111' && HaveAArch32())) then
        if !ConstrainUnpredictableBool(Unpredictable BPMASK) then
            return (BreakpointType_Inactive, FALSE);
    else
        // A stand-alone mismatch of a single address is not supported.
        if mismatch then
            return (BreakpointType_Inactive, FALSE);

else
    mask = 0;

// Do the comparison.
if match_addr then
    boolean byte_select_match;
    integer byte = UInt(vaddress<1:0>);

    if HaveAArch32() then
        // T32 instructions can be executed at EL0 in an AArch64 translation regime.
        assert byte IN {0,2}; // "vaddress" is halfword aligned
        byte_select_match = (DBGBCR_EL1[n].BAS<byte> == '1');
    else
        assert byte == 0; // "vaddress" is word aligned
        byte_select_match = TRUE; // DBGBCR_EL1[n].BAS<byte> is RES1

// When FEAT_LVA3 is not implemented, if the DBGBCR_EL1[n].RESS field bits are not a
// sign extension of the MSB of DBGBCR_EL1[n].VA, it is UNPREDICTABLE whether they
// appear to be included in the match.
// If 'vaddress' is outside of the current virtual address space, then the access
// generates a Translation fault.
constant integer dbgtop = DebugAddrTop();
boolean unpredictable_ress = (dbgtop < 55 && !IsOnes(DBGBCR_EL1[n]<63:dbgtop>) &&
    !IsZero(DBGBCR_EL1[n]<63:dbgtop>) &&
    ConstrainUnpredictableBool(Unpredictable DBGxVR_RESS));
constant integer cmpmsb = if unpredictable_ress then 63 else dbgtop;
constant integer cmpls = if mask > 2 then mask else 2;
bvr_match = ((vaddress<cmpmsb:cmpls> == DBGBCR_EL1[n]<cmpmsb:cmpls>) &&
    byte_select_match);

```

```

    if mask > 2 then
        // If masked bits of DBG_BVR_EL1[n] are not zero, the behavior
        // is CONSTRAINED UNPREDICTABLE.
        constant integer masktop = mask - 1;
        if bvr_match && !IsZero(DBG_BVR_EL1[n]<masktop:2>) then
            bvr_match = ConstrainUnpredictableBool(Unpredictable\_BPMASKEDBITS);

elseif match_cid then
    if IsInHost() then
        bvr_match = (CONTEXTIDR_EL2<31:0> == DBG_BVR_EL1[n]<31:0>);
    else
        bvr_match = (PSTATE.EL IN {EL0, EL1} && CONTEXTIDR_EL1<31:0> == DBG_BVR_EL1[n]<31:0>);

elseif match_cid1 then
    bvr_match = (PSTATE.EL IN {EL0, EL1} && !IsInHost() &&
        CONTEXTIDR_EL1<31:0> == DBG_BVR_EL1[n]<31:0>);

if match_vmid then
    bits(16) vmid;
    bits(16) bvr_vmid;

    if !IsFeatureImplemented(FEAT_VMID16) || VTCR_EL2.VS == '0' then
        vmid = ZeroExtend(VTTBR_EL2.VMID<7:0>, 16);
        bvr_vmid = ZeroExtend(DBG_BVR_EL1[n]<39:32>, 16);
    else
        vmid = VTTBR_EL2.VMID;
        bvr_vmid = DBG_BVR_EL1[n]<47:32>;

    bxvr_match = (PSTATE.EL IN {EL0, EL1} && EL2Enabled() && !IsInHost() && vmid == bvr_vmid);

elseif match_cid2 then
    bxvr_match = (PSTATE.EL != EL3 && EL2Enabled() &&
        DBG_BVR_EL1[n]<63:32> == CONTEXTIDR_EL2<31:0>);

bvr_match_valid = (match_addr || match_cid || match_cid1);
bxvr_match_valid = (match_vmid || match_cid2);

value_match = (!bxvr_match_valid || bxvr_match) && (!bvr_match_valid || bvr_match);

// A watchpoint might be linked to a linked address matching breakpoint with linking enabled,
// which is in turn linked to a context matching breakpoint.
if linked_to && linked then
    // If called from StateMatch and breakpoint is a linked breakpoint then it must be a
    // watchpoint that is linked to an address matching breakpoint which is linked to a
    // context matching breakpoint.
    assert !isbreakpnt && match_addr && IsFeatureImplemented(FEAT_ABLE);
    lbnx = if IsFeatureImplemented(FEAT_Debugv8p9) then DBGBCR_EL1[n].LBNX else '00';
    linked_linked_n = UInt(lbnx : DBGBCR_EL1[n].LBN);
    boolean linked_value_match;
    linked_vaddress = bits(64) UNKNOWN;
    linked_linked_to = TRUE;
    linked_isbreakpnt = TRUE;
    linked_from_linking_enabled = TRUE;
    (bp_type, linked_value_match) = AArch64.BreakpointValueMatch(linked_linked_n,
                                                                    linked_vaddress,
                                                                    linked_linked_to,
                                                                    linked_isbreakpnt,
                                                                    linked_from_linking_enabled);

    value_match = value_match && linked_value_match;

if match_addr && !mismatch then
    bp_type = BreakpointType\_AddrMatch;
elseif match_addr && mismatch then
    bp_type = BreakpointType\_AddrMismatch;
elseif match_vmid || match_cid || match_cid1 || match_cid2 then
    bp_type = BreakpointType\_CtxtMatch;
else
    Unreachable();

return (bp_type, value_match);

```

## Library pseudocode for aarch64/debug/breakpoint/AArch64.ReservedBreakpointType

```
// AArch64.ReservedBreakpointType()
// =====
// Checks if the given DBGBCR<n>_EL1.{BT2,BT} values are reserved and will
// generate Constrained Unpredictable behavior, otherwise returns Constraint_NONE.

(Constraint, bit, bits(4)) AArch64.ReservedBreakpointType(integer n, bit bt2_in ,bits(4) bt_in)
    bit bt2          = bt2_in;
    bits(4) bt       = bt_in;
    boolean reserved = FALSE;
    context_aware = IsContextAwareBreakpoint(n);

    if bt2 == '0' then
        // Context matching
        if !(bt IN {'0x0x'}) && !context_aware then
            reserved = TRUE;

        // EL2 extension
        if bt IN {'1xxx'} && !HaveEL(EL2) then
            reserved = TRUE;

        // Context matching
        if (bt IN {'011x','11xx'}) && !IsFeatureImplemented(FEAT_VHE) &&
            !IsFeatureImplemented(FEAT_Debugv8p2)) then
            reserved = TRUE;

        // Reserved
        if bt IN {'010x'} && !IsFeatureImplemented(FEAT_BWE) && !HaveAArch32EL(EL1) then
            reserved = TRUE;
    else
        // Reserved
        if !(bt IN {'0x0x'}) then
            reserved = TRUE;

    if reserved then
        Constraint c;
        (c, <bt2,bt>) = ConstrainUnpredictableBits(Unpredictable\_RESBPTYPE, 5);
        assert c IN {Constraint\_DISABLED, Constraint\_UNKNOWN};
        if c == Constraint\_DISABLED then
            return (c, bit UNKNOWN, bits(4) UNKNOWN);
        // Otherwise the value returned by ConstrainUnpredictableBits must be a not-reserved value

    return (Constraint\_NONE, bt2, bt);
```





```

// AArch64.StateMatch()
// =====
// Determine whether a breakpoint or watchpoint is enabled in the current mode and state.

boolean AArch64.StateMatch(bits(2) ssc_in, bit ssce_in, bit hmc_in,
                           bits(2) pxc_in, boolean linked_in, integer linked_n_in,
                           boolean isbreakpnt, bits(64) vaddress, AccessDescriptor accdesc)
if !IsFeatureImplemented(FEAT_RME) then assert ssce_in == '0';

// "ssc_in", "ssce_in", "hmc_in", "pxc_in" are the control fields from
// the DBGBCR_EL1[n] or DBGWCR_EL1[n] register.
// "linked_in" is TRUE if this is a linked breakpoint/watchpoint type.
// "linked_n_in" is the linked breakpoint number from the DBGBCR_EL1[n] or
// DBGWCR_EL1[n] register.
// "isbreakpnt" is TRUE for breakpoints, FALSE for watchpoints.
// "vaddress" is the program counter for a linked watchpoint or the same value passed to
// AArch64.CheckBreakpoint for a linked breakpoint.
// "accdesc" describes the properties of the access being matched.
bits(2) ssc      = ssc_in;
bit ssce        = ssce_in;
bit hmc         = hmc_in;
bits(2) pxc     = pxc_in;
boolean linked   = linked_in;
integer linked_n = linked_n_in;

// If parameters are set to a reserved type, behaves as either disabled or a defined type
Constraint c;
(c, ssc, ssce, hmc, pxc) = CheckValidStateMatch(ssc, ssce, hmc, pxc, isbreakpnt);
if c == Constraint DISABLED then return FALSE;
// Otherwise the hmc, ssc, ssce, pxc values are either valid or the values returned by
// CheckValidStateMatch are valid.

EL3_match = HaveEL(EL3) && hmc == '1' && ssc<0> == '0';
EL2_match = HaveEL(EL2) && ((hmc == '1' && (ssc:pxc != '1000')) || ssc == '11');
EL1_match = pxc<0> == '1';
EL0_match = pxc<1> == '1';

boolean priv_match;
case accdesc.el of
  when EL3   priv_match = EL3_match;
  when EL2   priv_match = EL2_match;
  when EL1   priv_match = EL1_match;
  when EL0   priv_match = EL0_match;

// Security state match
boolean ss_match;
case ssce:ssc of
  when '000' ss_match = hmc == '1' || accdesc.ss != SS\_Root;
  when '001' ss_match = accdesc.ss == SS\_NonSecure;
  when '010' ss_match = (hmc == '1' && accdesc.ss == SS\_Root) || accdesc.ss == SS\_Secure;
  when '011' ss_match = (hmc == '1' && accdesc.ss != SS\_Root) || accdesc.ss == SS\_Secure;
  when '101' ss_match = accdesc.ss == SS\_Realm;

boolean linked_match = FALSE;

if linked then
  // "linked_n" must be an enabled context-aware breakpoint unit. If it is not context-aware
  // then it is CONSTRAINED UNPREDICTABLE whether this gives no match, gives a match without
  // linking, or linked_n is mapped to some UNKNOWN breakpoint that is context-aware.
  if !IsContextAwareBreakpoint(linked_n) then
    (first_ctx_cmp, last_ctx_cmp) = ContextAwareBreakpointRange();
    (c, linked_n) = ConstrainUnpredictableInteger(first_ctx_cmp, last_ctx_cmp,
                                                Unpredictable\_BPNOTCTXCMP);
    assert c IN {Constraint DISABLED, Constraint NONE, Constraint UNKNOWN};

    case c of
      when Constraint DISABLED return FALSE; // Disabled
      when Constraint NONE   linked = FALSE; // No linking
      // Otherwise ConstrainUnpredictableInteger returned a context-aware breakpoint

```

```

if linked then
    linked_to = TRUE;
    BreakpointType bp_type;
    from_linking_enabled = FALSE;
    (bp_type, linked_match) = AArch64.BreakpointValueMatch(linked_n, vaddress,
                                                            linked_to, isbreakpnt,
                                                            from_linking_enabled);

    if bp_type == BreakpointType AddrMismatch then
        linked_match = !linked_match;

return priv_match && ss_match && (!linked || linked_match);

```

### Library pseudocode for aarch64/debug/breakpoint/BreakpointType

```

// BreakpointType
// =====

enumeration BreakpointType {
    BreakpointType_Inactive,    // Breakpoint inactive or disabled
    BreakpointType_AddrMatch,   // Address Match breakpoint
    BreakpointType_AddrMismatch, // Address Mismatch breakpoint
    BreakpointType_CtxtMatch    }; // Context matching breakpoint

```

### Library pseudocode for aarch64/debug/breakpoint/DebugAddrTop

```

// DebugAddrTop()
// =====
// Returns the value for the top bit used in Breakpoint and Watchpoint address comparisons.

integer DebugAddrTop()
    if IsFeatureImplemented(FEAT_LVA3) then
        return 55;
    elsif IsFeatureImplemented(FEAT_LVA) then
        return 52;
    else
        return 48;

```

## Library pseudocode for aarch64/debug/breakpoint/EffectiveMDSELR\_EL1\_BANK

```
// EffectiveMDSELR_EL1_BANK()
// =====
// Return the effective value of MDSELR_EL1.BANK.

bits(2) EffectiveMDSELR_EL1_BANK()
    // If 16 or fewer breakpoints and 16 or fewer watchpoints are implemented,
    // then the field is RES0.
    integer num_bp = NumBreakpointsImplemented();
    integer num_wp = NumWatchpointsImplemented();
    if num_bp <= 16 && num_wp <= 16 then
        return '00';

    // At EL3, the Effective value of this field is zero if MDCR_EL3.EBWE is 0.
    // At EL2, the Effective value is zero if the Effective value of MDCR_EL2.EBWE is 0.
    // That is, if either MDCR_EL3.EBWE is 0 or MDCR_EL2.EBWE is 0.
    // At EL1, the Effective value is zero if the Effective value of MDSCR_EL2.EMBWE is 0.
    // That is, if any of MDCR_EL3.EBWE, MDCR_EL2.EBWE, or MDSCR_EL1.EMBWE is 0.
    if ((HaveEL(EL3) && MDCR_EL3.EBWE == '0') ||
        (PSTATE.EL != EL3 && EL2Enabled() && MDCR_EL2.EBWE == '0') ||
        (PSTATE.EL == EL1 && MDSCR_EL1.EMBWE == '0')) then
        return '00';

    bits(2) bank = MDSELR_EL1.BANK;

    // Values are reserved depending on the number of breakpoints or watchpoints
    // implemented.
    if ((bank == '11' && num_bp <= 48 && num_wp <= 48) ||
        (bank == '10' && num_bp <= 32 && num_wp <= 32)) then
        // Reserved value
        (-, bank) = ConstrainUnpredictableBits(Unpredictable_RESMDSELR, 2);
        // The value returned by ConstrainUnpredictableBits must be a not-reserved value

    return bank;
```

## Library pseudocode for aarch64/debug/breakpoint/IsBreakpointEnabled

```
// IsBreakpointEnabled()
// =====
// Returns TRUE if the effective value of DBGBCR_EL1[n].E is '1', and FALSE otherwise.

boolean IsBreakpointEnabled(integer n)
    if (n > 15 &&
        (!HaltOnBreakpointOrWatchpoint() && !SelfHostedExtendedBPWPEEnabled()) ||
        (HaltOnBreakpointOrWatchpoint() && EDSCR2.EHBWE == '0')) then
        return FALSE;

    return DBGBCR_EL1[n].E == '1';
```

## Library pseudocode for aarch64/debug/breakpoint/SelfHostedExtendedBPWPEEnabled

```
// SelfHostedExtendedBPWPEEnabled()
// =====
// Returns TRUE if the extended breakpoints and watchpoints are enabled, and FALSE otherwise
// from a self-hosted debug perspective.

boolean SelfHostedExtendedBPWPEEnabled()
    if NumBreakpointsImplemented() <= 16 && NumWatchpointsImplemented() <= 16 then
        return FALSE;

    if ((HaveEL(EL3) && MDCR_EL3.EBWE == '0') ||
        (EL2Enabled() && MDCR_EL2.EBWE == '0')) then
        return FALSE;

    return MDSCR_EL1.EMBWE == '1';
```

## Library pseudocode for aarch64/debug/ebep/CheckForPMUException

```
// CheckForPMUException()
// =====
// Take a PMU exception if enabled, permitted, and unmasked.

CheckForPMUException()
    boolean enabled;
    bits(2) target_el;
    boolean pmu_exception;
    (enabled, target_el) = PMUExceptionEnabled();
    if !enabled || PMUExceptionMasked(target_el, PSTATE.EL, PSTATE.PM) then
        pmu_exception = FALSE;
    elsif IsFeatureImplemented(FEAT_SEBEP) && PSTATE.PPEND == '1' then
        pmu_exception = TRUE;
    else
        boolean check_cnten = FALSE;
        boolean check_e      = TRUE;
        boolean check_inten  = TRUE;
        boolean include_lo   = TRUE;
        boolean include_hi   = TRUE;
        boolean exclude_cyc  = FALSE;
        boolean exclude_sync = IsFeatureImplemented(FEAT_SEBEP);
        pmu_exception = PMUOverflowCondition(check_e, check_cnten, check_inten,
                                              include_hi, include_lo,
                                              exclude_cyc, exclude_sync);

    if pmu_exception then
        TakePMUException(target_el);
```

## Library pseudocode for aarch64/debug/ebep/ExceptionReturnPPEND

```
// ExceptionReturnPPEND()
// =====
// Sets ShouldSetPPEND to the value to write to PSTATE.PPEND
// on an exception return.
// This function is called before any change in Exception level.

ExceptionReturnPPEND(bits(64) spsr)
    boolean enabled_at_source;
    boolean masked_at_source;
    if spsr<33> == '1' then // SPSR.PPEND
        bits(2) target_except;
        (enabled_at_source, target_except) = PMUExceptionEnabled();
        masked_at_source = PMUExceptionMasked(target_except, PSTATE.EL, PSTATE.PM);

        bits(2) target_eret;
        if IllegalExceptionReturn(spsr) then
            target_eret = PSTATE.EL;
        else
            boolean valid;
            (valid, target_eret) = ELFromSPSR(spsr);
            assert valid;

        bit target_pm = spsr<32>; // SPSR.PM
        boolean masked_at_dest = PMUExceptionMasked(target_except, target_eret, target_pm);
        if enabled_at_source && masked_at_source && !masked_at_dest then
            PSTATE.PPEND = '1';
            ShouldSetPPEND = FALSE;
            // PSTATE.PPEND will not be changed again by this instruction.

    // If PSTATE.PPEND has not been set by this function, ShouldSetPPEND is
    // unchanged, meaning PSTATE.PPEND might either be set by the current instruction
    // causing a counter overflow, or cleared to zero at the end of instruction.

    return;
```

## Library pseudocode for aarch64/debug/ebep/IsSupportingPMUSynchronousMode

```
// IsSupportingPMUSynchronousMode()
// =====
// Returns TRUE if the event support synchronous mode,
// and FALSE otherwise.

boolean IsSupportingPMUSynchronousMode(bits(16) pmuevent);
```

## Library pseudocode for aarch64/debug/ebep/PMUExceptionEnabled

```
// PMUExceptionEnabled()
// =====
// The first return value is TRUE if the PMU exception is enabled, and FALSE otherwise.
// The second return value is the target Exception level for an enabled PMU exception.

(boolean, bits(2)) PMUExceptionEnabled()

    if !IsFeatureImplemented(FEAT_EBEP) then
        return (FALSE, bits(2) UNKNOWN);

    boolean enabled;
    bits(2) target = bits(2) UNKNOWN;

    if HaveEL(EL3) && MDCR_EL3.PMEE != '01' then
        enabled = MDCR_EL3.PMEE == '11';
        if enabled then target = EL3;

    elseif EL2Enabled() && MDCR_EL2.PMEE != '01' then
        enabled = MDCR_EL2.PMEE == '11';
        if enabled then target = EL2;

    else
        bits(2) pmee_el1 = PMECR_EL1.PMEE;
        if pmee_el1 == '01' then // Reserved value
            Constraint c;
            (c, pmee_el1) = ConstrainUnpredictableBits(Unpredictable_RESPMEE, 2);
            assert c IN {Constraint_DISABLED, Constraint_UNKNOWN};
            if c == Constraint_DISABLED then pmee_el1 = '10';
            // Otherwise the value returned by ConstrainUnpredictableBits must be
            // a non-reserved value

        enabled = pmee_el1 == '11';
        if enabled then
            target = if EL2Enabled() && HCR_EL2.TGE == '1' then EL2 else EL1;

    return (enabled, target);
```

## Library pseudocode for aarch64/debug/ebep/PMUExceptionMasked

```
// PMUExceptionMasked()
// =====
// Return TRUE if the PMU Exception is masked at the specified target Exception level
// relative to the specified source Exception level, and by the value of PSTATE.PM,
// and FALSE otherwise.

boolean PMUExceptionMasked(bits(2) target_el, bits(2) from_el, bit pm)
    assert IsFeatureImplemented(FEAT_EBEP);

    if Halted\(\) || Restarting\(\) then
        return TRUE;
    elseif UInt(target_el) < UInt(from_el) then
        return TRUE;
    elseif from_el == EL2 && target_el == EL2 && MDCR_EL2.PMEE != '11' then
        return TRUE;
    elseif target_el == from_el && (PMECR_EL1.KPME == '0' || pm == '1') then
        return TRUE;

    return FALSE;
```

## Library pseudocode for aarch64/debug/ebep/PMUIInterruptEnabled

```
// PMUIInterruptEnabled()
// =====
// Return TRUE if the PMU interrupt request (PMUIRQ) is enabled, FALSE otherwise.

boolean PMUIInterruptEnabled()
    if !IsFeatureImplemented(FEAT_EBEP) then
        return TRUE;

    boolean enabled;

    if HaveEL(EL3) && MDCR_EL3.PMEE != '01' then
        enabled = MDCR_EL3.PMEE == '00';

    elseif EL2Enabled() && MDCR_EL2.PMEE != '01' then
        enabled = MDCR_EL2.PMEE == '00';

    else
        bits(2) pmee_el1 = PMECR_EL1.PMEE;
        if pmee_el1 == '01' then // Reserved value
            Constraint c;
            (c, pmee_el1) = ConstrainUnpredictableBits(Unpredictable\_RESPMEE, 2);
            assert c IN {Constraint DISABLED, Constraint UNKNOWN};
            if c == Constraint DISABLED then pmee_el1 = '10';
            // Otherwise the value returned by ConstrainUnpredictableBits must be
            // a non-reserved value
            enabled = pmee_el1 == '00';

    return enabled;
```

## Library pseudocode for aarch64/debug/ebep/TakePMUException

```
// TakePMUException()
// =====
// Takes a PMU exception.

TakePMUException(bits(2) target_el)
    ExceptionRecord except = ExceptionSyndrome(Exception\_PMU);
    bit synchronous = if IsFeatureImplemented(FEAT_SEBEP) then PSTATE.PPEND else '0';
    except.syndrome = Zeros(24) : synchronous;
    bits(64) preferred_exception_return = ThisInstrAddr(64);
    integer vect_offset = 0x0;
    AArch64.TakeException(target_el, except, preferred_exception_return, vect_offset);
```

## Library pseudocode for aarch64/debug/ebep/inst\_addr\_executed

```
bits(64) inst_addr_executed;
```

## Library pseudocode for aarch64/debug/ebep/sync\_counter\_overflowed

```
boolean sync_counter_overflowed;
```

## Library pseudocode for aarch64/debug/enables/AArch64.GenerateDebugExceptions

```
// AArch64.GenerateDebugExceptions()  
// =====  
  
boolean AArch64.GenerateDebugExceptions()  
    ss = CurrentSecurityState();  
    return AArch64.GenerateDebugExceptionsFrom(PSTATE.EL, ss, PSTATE.D);
```

## Library pseudocode for aarch64/debug/enables/AArch64.GenerateDebugExceptionsFrom

```
// AArch64.GenerateDebugExceptionsFrom()  
// =====  
  
boolean AArch64.GenerateDebugExceptionsFrom(bits(2) from_el, SecurityState from_state, bit mask)  
  
    if OSLSR_EL1.OSLK == '1' || DoubleLockStatus() || Halted() then  
        return FALSE;  
  
    route_to_el2 = (HaveEL(EL2) && (from_state != SS\_Secure || IsSecureEL2Enabled()) &&  
        (HCR_EL2.TGE == '1' || MDCR_EL2.TDE == '1'));  
    target = (if route_to_el2 then EL2 else EL1);  
    boolean enabled;  
    if HaveEL(EL3) && from_state == SS\_Secure then  
        enabled = MDCR_EL3.SDD == '0';  
        if from_el == EL0 && ELUsingAArch32(EL1) then  
            enabled = enabled || SDER32_EL3.SUIDEN == '1';  
    else  
        enabled = TRUE;  
  
    if from_el == target then  
        enabled = enabled && MDSCR_EL1.KDE == '1' && mask == '0';  
    else  
        enabled = enabled && UInt(target) > UInt(from_el);  
  
    return enabled;
```

## Library pseudocode for aarch64/debug/ite/AArch64.TRCIT

```
// AArch64.TRCIT()  
// =====  
// Determines whether an Instrumentation trace packet should  
// be generated and then generates an instrumentation trace packet  
// containing the value of the register passed as an argument  
  
AArch64.TRCIT(bits(64) Xt)  
    ss = CurrentSecurityState();  
    if TraceInstrumentationAllowed(ss, PSTATE.EL) then  
        TraceInstrumentation(Xt);
```

## Library pseudocode for aarch64/debug/ite/TraceInstrumentation

```
// TraceInstrumentation()  
// =====  
// Generates an instrumentation trace packet  
// containing the value of the register passed as an argument  
  
TraceInstrumentation(bits(64) Xt);
```



## Library pseudocode for aarch64/debug/pmu/AArch64.IncrementCycleCounter

```
// AArch64.IncrementCycleCounter()
// =====
// Increment the cycle counter and possibly set overflow bits.

AArch64.IncrementCycleCounter()
    if !CountPMUEvents(CYCLE_COUNTER_ID) then return;
    bit d = PMCR_EL0.D;    // Check divide-by-64
    bit lc = PMCR_EL0.LC;
    boolean lc_enabled;
    (lc_enabled, -) = PMUExceptionEnabled();
    lc = if lc_enabled then '1' else lc;
    // Effective value of 'D' bit is 0 when Effective value of LC is '1'
    if lc == '1' then d = '0';
    if d == '1' && !HasElapsed64Cycles() then return;

    integer old_value = UInt(PMCCNTR_EL0);
    integer new_value = old_value + 1;
    PMCCNTR_EL0 = new_value<63:0>;

    constant integer ovflw = if HaveAArch32() && lc == '1' then 64 else 32;

    if old_value<64:ovflw> != new_value<64:ovflw> then
        PMOVSSET_EL0.C = '1';
        PMOVSLR_EL0.C = '1';

    return;
```

## Library pseudocode for aarch64/debug/pmu/AArch64.IncrementEventCounter

```
// AArch64.IncrementEventCounter()
// =====
// Increment the specified event counter 'idx' by the specified amount 'increment'.
// 'Vm' is the value event counter 'idx-1' is being incremented by if 'idx' is odd,
// zero otherwise.
// Returns the amount the counter was incremented by.

integer AArch64.IncrementEventCounter(integer idx, integer increment_in, integer Vm)
    integer old_value;
    integer new_value;

    old_value = UInt(PMEVCNTR_EL0[idx]);
    integer increment = PMUCountValue(idx, increment_in, Vm);
    new_value = old_value + increment;

    bit lp;
    if IsFeatureImplemented(FEAT_PMUv3p5) then
        PMEVCNTR_EL0[idx] = new_value<63:0>;
        boolean pmuexception_enabled;
        (pmuexception_enabled, -) = PMUExceptionEnabled();
        if pmuexception_enabled then
            lp = '1';
        else
            lp = if PMUCounterIsHyp(idx) then MDCR_EL2.HLP else PMCR_EL0.LP;
    else
        lp = '0';
        PMEVCNTR_EL0[idx] = ZeroExtend(new_value<31:0>, 64);
    constant integer ovflw = if lp == '1' then 64 else 32;

    if old_value<64:ovflw> != new_value<64:ovflw> then
        PMOVSSET_EL0<idx> = '1';
        PMOVSLR_EL0<idx> = '1';
        // Check for the CHAIN event from an even counter
        if (idx<0> == '0' && idx + 1 < GetNumEventCounters() &&
            (!IsFeatureImplemented(FEAT_PMUv3p5) || lp == '0')) then
            PMUEvent(PMU_EVENT_CHAIN, 1, idx + 1);
    if (IsFeatureImplemented(FEAT_SEBEP) &&
        IsSupportingPMUSynchronousMode(PMEVTPER_EL0[idx].evtCount) &&
        PMINTENSET_EL1[idx] == '1' && PMOVSLR_EL0[idx] == '1' && increment != 0) then
        SyncCounterOverflowed = TRUE;

    return increment;
```

## Library pseudocode for aarch64/debug/pmu/AArch64.PMUCycle

```
// AArch64.PMUCycle()
// =====
// Called at the end of each cycle to increment event counters and
// check for PMU overflow. In pseudocode, a cycle ends after the
// execution of the operational pseudocode.

AArch64.PMUCycle()
    if !IsFeatureImplemented(FEAT_PMUv3) then
        return;

    PMUEvent(PMU_EVENT_CPU_CYCLES);

    integer counters = GetNumEventCounters();
    integer Vm = 0;
    if counters != 0 then
        for idx = 0 to counters - 1
            if CountPMUEvents(idx) then
                integer accumulated = PMUEventAccumulator[idx];
                if (idx MOD 2) == 0 then Vm = 0;
                Vm = AArch64.IncrementEventCounter(idx, accumulated, Vm);
                PMUEventAccumulator[idx] = 0;
            AArch64.IncrementCycleCounter();
        CheckForPMUOverflow();
```

## Library pseudocode for aarch64/debug/statisticalprofiling/CollectContextIDR1

```
// CollectContextIDR1()
// =====

boolean CollectContextIDR1()
    if !StatisticalProfilingEnabled() then return FALSE;
    if PSTATE.EL == EL2 then return FALSE;
    if EL2Enabled() && HCR_EL2.TGE == '1' then return FALSE;
    return PMSCR_EL1.CX == '1';
```

## Library pseudocode for aarch64/debug/statisticalprofiling/CollectContextIDR2

```
// CollectContextIDR2()
// =====

boolean CollectContextIDR2()
    if !StatisticalProfilingEnabled() then return FALSE;
    if !EL2Enabled() then return FALSE;
    return PMSCR_EL2.CX == '1';
```

## Library pseudocode for aarch64/debug/statisticalprofiling/CollectPhysicalAddress

```
// CollectPhysicalAddress()
// =====

boolean CollectPhysicalAddress()
    if !StatisticalProfilingEnabled() then return FALSE;
    (owning_ss, owning_el) = ProfilingBufferOwner();
    if HaveEL(EL2) && (owning_ss != SS\_Secure || IsSecureEL2Enabled()) then
        return PMSCR_EL2.PA == '1' && (owning_el == EL2 || PMSCR_EL1.PA == '1');
    else
        return PMSCR_EL1.PA == '1';
```

## Library pseudocode for aarch64/debug/statisticalprofiling/CollectTimeStamp

```
// CollectTimeStamp()
// =====

TimeStamp CollectTimeStamp()
    if !StatisticalProfilingEnabled\(\) then return TimeStamp\_None;
    (-, owning_el) = ProfilingBufferOwner\(\);

    if owning_el == EL2 then
        if PMSCR_EL2.TS == '0' then return TimeStamp\_None;
    else
        if PMSCR_EL1.TS == '0' then return TimeStamp\_None;

    bits(2) PCT_el1;
    if !IsFeatureImplemented(FEAT_ECV) then
        PCT_el1 = '0':PMSCR_EL1.PCT<0>; // PCT<1> is RES0
    else
        PCT_el1 = PMSCR_EL1.PCT;
        if PCT_el1 == '10' then
            // Reserved value
            (-, PCT_el1) = ConstrainUnpredictableBits(Unpredictable\_PMSCR\_PCT, 2);
    if EL2Enabled\(\) then
        bits(2) PCT_el2;
        if !IsFeatureImplemented(FEAT_ECV) then
            PCT_el2 = '0':PMSCR_EL2.PCT<0>; // PCT<1> is RES0
        else
            PCT_el2 = PMSCR_EL2.PCT;
            if PCT_el2 == '10' then
                // Reserved value
                (-, PCT_el2) = ConstrainUnpredictableBits(Unpredictable\_PMSCR\_PCT, 2);
    case PCT_el2 of
        when '00'
            return if IsInHost\(\) then TimeStamp\_Physical else TimeStamp\_Virtual;
        when '01'
            if owning_el == EL2 then return TimeStamp\_Physical;
        when '11'
            assert IsFeatureImplemented(FEAT_ECV); // FEAT_ECV must be implemented
            if owning_el == EL1 && PCT_el1 == '00' then
                return if IsInHost\(\) then TimeStamp\_Physical else TimeStamp\_Virtual;
            else
                return TimeStamp\_OffsetPhysical;
        otherwise
            Unreachable\(\);

    case PCT_el1 of
        when '00' return if IsInHost\(\) then TimeStamp\_Physical else TimeStamp\_Virtual;
        when '01' return TimeStamp\_Physical;
        when '11'
            assert IsFeatureImplemented(FEAT_ECV); // FEAT_ECV must be implemented
            return TimeStamp\_OffsetPhysical;
        otherwise Unreachable\(\);
```

## Library pseudocode for aarch64/debug/statisticalprofiling/ProfilingBufferEnabled

```
// ProfilingBufferEnabled()
// =====

boolean ProfilingBufferEnabled()
    if !IsFeatureImplemented(FEAT_SPE) then return FALSE;
    (owning_ss, owning_el) = ProfilingBufferOwner();
    bits(2) state_bits;
    if IsFeatureImplemented(FEAT_RME) then
        state_bits = SCR_EL3.NSE : EffectiveSCR\_EL3\_NS();
    else
        state_bits = '0' : SCR_EL3.NS;

    boolean state_match;
    case owning_ss of
        when SS\_Secure      state_match = state_bits == '00';
        when SS\_NonSecure  state_match = state_bits == '01';
        when SS\_Realm      state_match = state_bits == '11';
    return (!ELUsingAArch32(owning_el) && state_match &&
        PMBLIMITR_EL1.E == '1' && PMBSR_EL1.S == '0');
```

## Library pseudocode for aarch64/debug/statisticalprofiling/ProfilingBufferOwner

```
// ProfilingBufferOwner()
// =====

(SecurityState, bits(2)) ProfilingBufferOwner()
    SecurityState owning_ss;

    if HaveEL(EL3) then
        bits(3) state_bits;
        if IsFeatureImplemented(FEAT_RME) then
            state_bits = MDCR_EL3.<NSPB>;
            if (state_bits IN {'10x'}) ||
                (!IsFeatureImplemented(FEAT_SEL2) && state_bits IN {'00x'}) then
                // Reserved value
                (-, state_bits) = ConstrainUnpredictableBits(Unpredictable\_RESERVEDNSxB, 3);
        else
            state_bits = '0' : MDCR_EL3.NSPB;

        case state_bits of
            when '00x' owning_ss = SS\_Secure;
            when '01x' owning_ss = SS\_NonSecure;
            when '11x' owning_ss = SS\_Realm;
    else
        owning_ss = if SecureOnlyImplementation() then SS\_Secure else SS\_NonSecure;

    bits(2) owning_el;
    if HaveEL(EL2) && (owning_ss != SS\_Secure || IsSecureEL2Enabled()) then
        owning_el = if MDCR_EL2.E2PB == '00' then EL2 else EL1;
    else
        owning_el = EL1;

    return (owning_ss, owning_el);
```

## Library pseudocode for aarch64/debug/statisticalprofiling/ProfilingSynchronizationBarrier

```
// ProfilingSynchronizationBarrier()
// =====
// Barrier to ensure that all existing profiling data has been formatted, and profiling buffer
// addresses have been translated such that writes to the profiling buffer have been initiated.
// A following DSB completes when writes to the profiling buffer have completed.

ProfilingSynchronizationBarrier();
```

## Library pseudocode for aarch64/debug/statisticalprofiling/SPEAddByteToRecord

```
// SPEAddByteToRecord()
// =====
// Add one byte to a record and increase size property appropriately.

SPEAddByteToRecord(bits(8) b)
    assert SPERecordSize < SPEMaxRecordSize;
    SPERecordData[SPERecordSize] = b;
    SPERecordSize = SPERecordSize + 1;
```

## Library pseudocode for aarch64/debug/statisticalprofiling/SPEAddPacketToRecord

```
// SPEAddPacketToRecord()
// =====
// Add passed header and payload data to the record.
// Payload must be a multiple of 8.

SPEAddPacketToRecord(bits(2) header_hi, bits(4) header_lo,
                     bits(N) payload)
    assert N MOD 8 == 0;
    bits(2) sz;
    case N of
        when 8 sz = '00';
        when 16 sz = '01';
        when 32 sz = '10';
        when 64 sz = '11';
        otherwise Unreachable();

    bits(8) header = header_hi:sz:header_lo;
    SPEAddByteToRecord(header);
    for i = 0 to (N DIV 8)-1
        SPEAddByteToRecord(payload<i*8+7:i*8>);
```



```

// SPEBranch()
// =====
// Called on every branch if SPE is present. Maintains previous branch target
// and branch related SPE functionality.

SPEBranch(bits(N) target, BranchType branch_type, boolean conditional, boolean taken_flag)
    boolean is_isb = FALSE;
    SPEBranch(target, branch_type, conditional, taken_flag, is_isb);

SPEBranch(bits(N) target, BranchType branch_type, boolean conditional, boolean taken_flag,
    boolean is_isb)
    // If the PE implements branch prediction, data about (mis)prediction is collected
    // through the PMU events.

    boolean collect_prev_br;
    boolean collect_prev_br_eret = boolean IMPLEMENTATION_DEFINED "SPE prev br on eret";
    boolean collect_prev_br_exception = boolean IMPLEMENTATION_DEFINED "SPE prev br on exception";
    boolean collect_prev_br_isb = boolean IMPLEMENTATION_DEFINED "SPE prev br on isb";
    case branch_type of
        when BranchType\_EXCEPTION
            collect_prev_br = collect_prev_br_exception;
        when BranchType\_ERET
            collect_prev_br = collect_prev_br_eret;
        otherwise
            collect_prev_br = !is_isb || collect_prev_br_isb;

    // Implements previous branch target functionality
    if (taken_flag && !IsZero(PMSIDR_EL1.PBT) && StatisticalProfilingEnabled() &&
        collect_prev_br) then

        if SPESampleInFlight then
            // Save the target address for it to be added to record.
            bits(64) previous_target = SPESamplePreviousBranchAddress;
            SPESampleAddress[SPEAddrPosPrevBranchTarget] <63:0> = previous_target <63:0>;
            boolean previous_branch_valid = SPESamplePreviousBranchAddressValid;
            SPESampleAddressValid[SPEAddrPosPrevBranchTarget] = previous_branch_valid;
            SPESamplePreviousBranchAddress <55:0> = target <55:0>;

        bit ns;
        bit nse;
        case CurrentSecurityState() of
            when SS\_Secure
                ns = '0';
                nse = '0';
            when SS\_NonSecure
                ns = '1';
                nse = '0';
            when SS\_Realm
                ns = '1';
                nse = '1';
            otherwise Unreachable();

        SPESamplePreviousBranchAddress <63> = ns;
        SPESamplePreviousBranchAddress <60> = nse;
        SPESamplePreviousBranchAddress <62:61> = PSTATE.EL;
        SPESamplePreviousBranchAddressValid = TRUE;

    if !StatisticalProfilingEnabled() then
        if taken_flag then
            // Invalidate previous branch address, if profiling is disabled
            // or prohibited.
            SPESamplePreviousBranchAddressValid = FALSE;
        return;

    if SPESampleInFlight then
        SPESampleOpAttr.branch_is_direct = branch_type IN {BranchType\_DIR, BranchType\_DIRCALL};
        SPESampleOpAttr.branch_has_link = branch_type IN {BranchType\_DIRCALL, BranchType\_INDCALL};
        SPESampleOpAttr.procedure_return = branch_type IN {BranchType\_RET};
        SPESampleOpAttr.op_type = SPEOpType\_Branch;
        SPESampleOpAttr.is_conditional = conditional;

```



```

SPESampleOpAttr.cond_pass = taken_flag;

// Save the target address.
if taken_flag then
    SPESampleAddress[SPEAddrPosBranchTarget]<55:0> = target<55:0>;

bit ns;
bit nse;
case CurrentSecurityState() of
    when SS\_Secure
        ns = '0';
        nse = '0';
    when SS\_NonSecure
        ns = '1';
        nse = '0';
    when SS\_Realm
        ns = '1';
        nse = '1';
    otherwise Unreachable();

SPESampleAddress[SPEAddrPosBranchTarget]<63> = ns;
SPESampleAddress[SPEAddrPosBranchTarget]<60> = nse;
SPESampleAddress[SPEAddrPosBranchTarget]<62:61> = PSTATE.EL;
SPESampleAddressValid[SPEAddrPosBranchTarget] = TRUE;

```

### Library pseudocode for aarch64/debug/statisticalprofiling/SPEBufferFilled

```

// SPEBufferFilled()
// =====
// Deal with a full buffer event.

SPEBufferFilled()
    if IsZero(PMBSR_EL1.S) then
        PMBSR_EL1.S = '1'; // Assert PMBIRQ
        PMBSR_EL1.EC = '000000'; // Other buffer management event
        PMBSR_EL1.MSS = ZeroExtend('000001', 16); // Set buffer full event

        PMUEvent(PMU_EVENT_SAMPLE_BUFFER_FULL);

```

### Library pseudocode for aarch64/debug/statisticalprofiling/SPEBufferIsFull

```

// SPEBufferIsFull()
// =====
// Return true if another full size sample record would not fit in the
// profiling buffer.

boolean SPEBufferIsFull()
    integer write_pointer_limit = UInt(PMBLIMITR_EL1.LIMIT:Zeros(12));
    integer current_write_pointer = UInt(PMBPTR_EL1);
    integer record_max_size = 1<<UInt(PMSIDR_EL1.MaxSize);
    return current_write_pointer > (write_pointer_limit - record_max_size);

```



```

// SPECollectRecord()
// =====
// Returns TRUE if the sampled class of instructions or operations, as
// determined by PMSFCR_EL1, are recorded and FALSE otherwise.

boolean SPECollectRecord(bits(64) events, integer total_latency, SPEOpType optype)

    // "mask" defines which Events packet bits are checked by the filter
    bits(64) mask = Zeros(64);
    bits(64) impdef_mask = bits(64) IMPLEMENTATION_DEFINED "SPE mask";

    mask<63:48> = impdef_mask<63:48>;

    if IsFeatureImplemented(FEAT_SPE_SME) && IsFeatureImplemented(FEAT_SPEvlp4) then
        mask<25:24> = '11'; // Streaming mode, SMCU
    if IsFeatureImplemented(FEAT_SPEvlp4) then
        mask<23:19> = '11111'; // Snoop hit, recent fetch, modified,
                                // L2 access, L2 hit
    else
        mask<31:24> = impdef_mask<31:24>;
    if IsFeatureImplemented(FEAT_SPEvlp1) && IsFeatureImplemented(FEAT_SVE) then
        mask<18:17> = '11'; // Predicates
    if IsFeatureImplemented(FEAT_TME) then
        mask<16> = '1'; // Transactional state
    mask<15:12> = impdef_mask<15:12>;
    if IsFeatureImplemented(FEAT_SPEvlp1) then
        mask<11> = '1'; // Data alignment
    if IsFeatureImplemented(FEAT_SPEvlp4) then
        mask<10:8> = '111'; // Remote access, LLC access, LLC miss
    else
        mask<10:8> = impdef_mask<10:8>;
    mask<7> = '1'; // Mispredicted
    if IsFeatureImplemented(FEAT_SPEvlp2) then
        mask<6> = '1'; // Not taken
    mask<5,3,1> = '111'; // TLB walk, L1 miss, retired
    if IsFeatureImplemented(FEAT_SPEvlp4) then
        mask<4,2> = '11'; // TLB access, L1 access
    else
        mask<4,2> = impdef_mask<4,2>;

    bits(64) e = events AND mask;

    // Filtering by event
    bits(64) evfr = PMSEVFR_EL1 AND mask;
    boolean is_rejected_event = FALSE;
    boolean is_evt = IsZero(NOT(e) AND evfr);
    if PMSFCR_EL1.FE == '1' then
        // Filtering by event is enabled
        if !IsZero(evfr) then
            // Not UNPREDICTABLE case
            is_rejected_event = !is_evt;
        else
            is_rejected_event = ConstrainUnpredictableBool(Unpredictable_BADPMSFCR);

    // Filtering by inverse event
    boolean is_rejected_nevent = FALSE;
    boolean is_nevt;
    if IsFeatureImplemented(FEAT_SPEvlp2) then
        bits(64) nevfr = PMSNEVFR_EL1 AND mask;
        is_nevt = IsZero(e AND nevfr);
        if PMSFCR_EL1.FnE == '1' then
            // Inverse filtering by event is enabled
            if !IsZero(nevfr) then
                // Not UNPREDICTABLE case
                is_rejected_nevent = !is_nevt;
            else
                is_rejected_nevent = ConstrainUnpredictableBool(Unpredictable_BADPMSFCR);
    else
        is_nevt = TRUE; // not implemented

```

```

if (IsFeatureImplemented(FEAT_SPEv1p2) && PMSFCR_EL1.<FnE,FE> == '11' &&
    !IsZero(PMSEVFR_EL1 AND PMSNEVFR_EL1 AND mask)) then
    // UNPREDICTABLE case due to combination of filter and inverse filter
    is_rejected_nevent = ConstrainUnpredictableBool(Unpredictable\_BADPMSFCR);
    is_rejected_event = ConstrainUnpredictableBool(Unpredictable\_BADPMSFCR);

if is_evt && is_nevt then
    PMUEvent(PMU_EVENT_SAMPLE_FEED_EVENT);

boolean is_rejected_type = SPEFilterByType(SPESampleOpAttr);

// Filter by latency
boolean is_rejected_latency = FALSE;
boolean is_lat = (total_latency < UInt(PMSLATFR_EL1.MINLAT));
if is_lat then PMUEvent(PMU_EVENT_SAMPLE_FEED_LAT);

if PMSFCR_EL1.FL == '1' then
    // Filtering by latency is enabled
    if !IsZero(PMSLATFR_EL1.MINLAT) then
        // Not an UNPREDICTABLE case
        is_rejected_latency = !is_lat;
    else
        is_rejected_latency = ConstrainUnpredictableBool(Unpredictable\_BADPMSFCR);

// Filtering by Data Source
boolean is_rejected_data_source = FALSE;
if (IsFeatureImplemented(FEAT_SPE_FDS) && SPESampleDataSourceValid &&
    (SPESampleOpAttr.op_type IN {SPEOpType\_Load, SPEOpType\_LoadAtomic})) then
    bits(16) data_source = SPESampleDataSource;
    integer index = UInt(data_source<5:0>);
    boolean is_ds = PMSDSFR_EL1<index> == '1';
    if is_ds then PMUEvent(PMU_EVENT_SAMPLE_FEED_DS);
    if PMSFCR_EL1.FDS == '1' then
        // Filtering by Data Source is enabled
        is_rejected_data_source = !is_ds;

boolean return_value;
return_value = !(is_rejected_nevent || is_rejected_event ||
    is_rejected_type || is_rejected_latency ||
    is_rejected_data_source);

if return_value then
    PMUEvent(PMU_EVENT_SAMPLE_FILTRATE);

return return_value;

```



```

// SPEConstructRecord()
// =====
// Create new record and populate it with packets using sample storage data.
// This is an example implementation, packets may appear in
// any order as long as the record ends with an End or Timestamp packet.

SPEConstructRecord()
    // Empty the record.
    SPEEmptyRecord\(\);

    // Add contextEL1 if available
    if SPESampleContextEL1Valid then
        SPEAddPacketToRecord('01', '0100', SPESampleContextEL1);

    // Add contextEL2 if available
    if SPESampleContextEL2Valid then
        SPEAddPacketToRecord('01', '0101', SPESampleContextEL2);

    // Add valid counters
    for counter_index = 0 to (SPEMaxCounters - 1)
        if SPESampleCounterValid[counter_index] then
            if counter_index >= 8 then
                // Need extended format
                SPEAddByteToRecord('001000':counter_index<4:3>);
            // Check for overflow
            boolean large_counters = boolean IMPLEMENTATION_DEFINED "SPE 16bit counters";
            if SPESampleCounter[counter_index] > 0xFFFF && large_counters then
                SPESampleCounter[counter_index] = 0xFFFF;
            elseif SPESampleCounter[counter_index] > 0xFFF then
                SPESampleCounter[counter_index] = 0xFFF;

            // Add byte0 for short format (byte1 for extended format)
            SPEAddPacketToRecord('10', '1':counter_index<2:0>,
                SPESampleCounter[counter_index]<15:0>);

    // Add valid addresses
    if IsFeatureImplemented(FEAT_SPEv1p2) then
        // Under the some conditions, it is IMPLEMENTATION_DEFINED whether
        // previous branch packet is present.
        boolean include_prev_br = boolean IMPLEMENTATION_DEFINED "SPE get prev br if not br";
        if SPESampleOpAttr.op_type != SPEOpType\_Branch && !include_prev_br then
            SPESampleAddressValid[SPEAddrPosPrevBranchTarget] = FALSE;

    // Data Virtual address should not be collected if this was an NV2 access and Statistical
    // Profiling is disabled at EL2.
    if !StatisticalProfilingEnabled(EL2) && SPESampleOpAttr.ldst_type == SPELDSTType\_NV2 then
        SPESampleAddressValid[SPEAddrPosDataVirtual] = FALSE;

    for address_index = 0 to (SPEMaxAddrs - 1)
        if SPESampleAddressValid[address_index] then
            if address_index >= 8 then
                // Need extended format
                SPEAddByteToRecord('001000':address_index<4:3>);
            // Add byte0 for short format (byte1 for extended format)
            SPEAddPacketToRecord('10', '0':address_index<2:0>,
                SPESampleAddress[address_index]);

    // Add Data Source
    if SPESampleDataSourceValid then
        constant integer ds_payload_size = SPEGetDataSourcePayloadSize();
        SPEAddPacketToRecord('01', '0011', SPESampleDataSource<8*ds_payload_size-1:0>);

    // Construct class and subclass
    bit cond = if SPESampleOpAttr.is_conditional then '1' else '0';
    bit fp = if SPESampleOpAttr.is_floating_point then '1' else '0';
    bit ldst = if SPESampleOpAttr.op_type == SPEOpType\_Store then '1' else '0';
    bit ar = if SPESampleOpAttr.is_acquire_release then '1' else '0';
    bit excl = if SPESampleOpAttr.is_exclusive then '1' else '0';
    bit at = if SPESampleOpAttr.at then '1' else '0';
    bit indirect = if SPESampleOpAttr.branch_is_direct then '0' else '1';

```

```

bit pred = if SPESampleOpAttr.is_predicated then '1' else '0';
bit sg = if SPESampleOpAttr.is_gather_scatter then '1' else '0';
bits(3) evl = SPESampleOpAttr.evl;
bit simd = if SPESampleOpAttr.is_simd then '1' else '0';
bits(4) ets = SPESampleOpAttr.ets;
// Since this implementation of SPE samples instruction instead of micro-operations, a
// Branch with link or Procedure return instruction will never be recorded as a "Load/store,
// GCS" format Operation Type packet. Therefore the COMMON bit is hard-wired to '1'.
bit common = '1';

bits(2) op_class;
bits(8) op_subclass;
if SPESampleOpAttr.op_type == SPEOpType\_Other then
    op_class = '00';
    op_subclass = Zeros(5):simd:fp:cond;
elseif SPESampleOpAttr.op_type == SPEOpType\_OtherSVE then
    op_class = '00';
    op_subclass = '0':evl:'1':pred:fp:'0';
elseif SPESampleOpAttr.op_type == SPEOpType\_OtherSME then
    op_class = '00';
    op_subclass = '1':ets<3:1>:'1':ets<0>:fp:'0';
elseif SPESampleOpAttr.op_type == SPEOpType\_Branch then
    op_class = '10';
    bits(2) cr = '00';
    bit gcs = '0';
    if IsFeatureImplemented(FEAT_SPE_CRR) then
        if SPESampleOpAttr.branch_has_link then
            cr = '01';
        elseif SPESampleOpAttr.procedure_return then
            cr = '10';
        else
            cr = '11';
    if IsFeatureImplemented(FEAT_GCS) then
        if (SPESampleOpAttr.ldst_type == SPELDSTType\_GCS &&
            (SPESampleOpAttr.branch_has_link || SPESampleOpAttr.procedure_return)) then
            gcs = '1';
    op_subclass = Zeros(3):cr:gcs:indirect:cond;

elseif SPESampleOpAttr.op_type IN {SPEOpType\_Load, SPEOpType\_Store, SPEOpType\_LoadAtomic} then
    op_class = '01';
    case SPESampleOpAttr.ldst_type of
        when SPELDSTType\_NV2
            op_subclass = '0011000':ldst;
        when SPELDSTType\_Extended
            op_subclass = '000':ar:excl:at:'1':ldst;
        when SPELDSTType\_General
            op_subclass = Zeros(7):ldst;
        when SPELDSTType\_SIMDFP
            op_subclass = '0000010':ldst;
        when SPELDSTType\_SVESME
            op_subclass = sg:evl:'1':pred:'0':ldst;
        when SPELDSTType\_Unspecified
            op_subclass = '0001000':ldst;
        when SPELDSTType\_Tags
            op_subclass = '0001010':ldst;
        when SPELDSTType\_MemCopy
            op_subclass = '0010000':ldst;
        when SPELDSTType\_MemSet
            op_subclass = '00100101';
        when SPELDSTType\_GCS
            op_subclass = '01000':common:'0':ldst;
        when SPELDSTType\_GCSSS2
            // GCSSS2 is converted to GCS, should not appear here
            Unreachable();
        otherwise
            Unreachable();
    else
        Unreachable();

// Add operation details

```

```

SPEAddPacketToRecord('01', '10':op_class, op_subclass);

// Add events
// Get size of payload in bytes.
constant integer payload_size = SPEGetEventsPayloadSize();

SPEAddPacketToRecord('01', '0010', SPESampleEvents<8*payload_size-1:0>);

// Add Timestamp to end the record if one is available.
// Otherwise end with an End packet.
if SPESampleTimestampValid then
    SPEAddPacketToRecord('01', '0001', SPESampleTimestamp);
else
    SPEAddByteToRecord('00000001');

// Add padding
while SPERecordSize MOD (1<<UInt(PMBIDR_EL1.Align)) != 0 do
    SPEAddByteToRecord(Zeros(8));
SPEWriteToBuffer();

```

### Library pseudocode for aarch64/debug/statisticalprofiling/SPECycle

```

// SPECycle()
// =====
// Function called at the end of every cycle. Responsible for asserting interrupts
// and advancing counters.

SPECycle()
    if !IsFeatureImplemented(FEAT_SPE) then
        return;

    // Increment pending counters
    if SPESampleInFlight then
        for i = 0 to (SPEMaxCounters - 1)
            if SPESampleCounterPending[i] then
                SPESampleCounter[i] = SPESampleCounter[i] + 1;

    // Assert PMBIRQ if appropriate.
    SetInterruptRequestLevel(InterruptID\_PMBIRQ,
        if PMBSR_EL1.S == '1' then Signal\_High else Signal\_Low);

```

### Library pseudocode for aarch64/debug/statisticalprofiling/SPEEmptyRecord

```

// SPEEmptyRecord()
// =====
// Reset record data.

SPEEmptyRecord()
    SPERecordSize = 0;
    for i = 0 to (SPEMaxRecordSize - 1)
        SPERecordData[i] = Zeros(8);

```



## Library pseudocode for aarch64/debug/statisticalprofiling/SPEEncodeETS

```
// SPEEncodeETS()
// =====
// Encodes an integer tile size length into the ets field for the SPE operation type packet.

bits(4) SPEEncodeETS(integer size)
    bits(4) ets;
    if size <= 128 then
        ets = '0000';
    elsif size <= 256 then
        ets = '0001';
    elsif size <= 512 then
        ets = '0010';
    elsif size <= 1024 then
        ets = '0011';
    elsif size <= 2048 then
        ets = '0100';
    elsif size <= 4096 then
        ets = '0101';
    elsif size <= 8192 then
        ets = '0110';
    elsif size <= 16384 then
        ets = '0111';
    elsif size <= 32768 then
        ets = '1000';
    elsif size <= 65536 then
        ets = '1001';
    elsif size <= 131072 then
        ets = '1010';
    elsif size <= 262144 then
        ets = '1011';
    else
        ets = '1111';
    return ets;
```

## Library pseudocode for aarch64/debug/statisticalprofiling/SPEEncodeEVL

```
// SPEEncodeEVL()
// =====
// Encodes an integer vector length into the evl field for the SPE operation type packet.

bits(3) SPEEncodeEVL(integer vl)
    bits(3) evl;
    if vl <= 32 then
        evl = '000';
    elsif vl <= 64 then
        evl = '001';
    elsif vl <= 128 then
        evl = '010';
    elsif vl <= 256 then
        evl = '011';
    elsif vl <= 512 then
        evl = '100';
    elsif vl <= 1024 then
        evl = '101';
    elsif vl <= 2048 then
        evl = '110';
    else
        if IsFeatureImplemented(FEAT_SPE_SME) then
            evl = '111';
        else
            Unreachable\(\);
    return evl;
```

## Library pseudocode for aarch64/debug/statisticalprofiling/SPEEvent

```
// SPEEvent()
// =====
// Called by PMUEvent if a sample is in flight.
// Sets appropriate bit in SPESampleStorage.events.

SPEEvent(bits(16) pmuevent)
  case pmuevent of
    when PMU_EVENT_DSNP_HIT_RD
      if IsFeatureImplemented(FEAT_SPEvlp4) then
        SPESampleEvents<23> = '1';
    when PMU_EVENT_L1D_LFB_HIT_RD
      if IsFeatureImplemented(FEAT_SPEvlp4) then
        SPESampleEvents<22> = '1';
    when PMU_EVENT_L2D_LFB_HIT_RD
      if IsFeatureImplemented(FEAT_SPEvlp4) then
        SPESampleEvents<22> = '1';
    when PMU_EVENT_L3D_LFB_HIT_RD
      if IsFeatureImplemented(FEAT_SPEvlp4) then
        SPESampleEvents<22> = '1';
    when PMU_EVENT_LL_LFB_HIT_RD
      if IsFeatureImplemented(FEAT_SPEvlp4) then
        SPESampleEvents<22> = '1';
    when PMU_EVENT_L1D_CACHE_HITM_RD
      if IsFeatureImplemented(FEAT_SPEvlp4) then
        SPESampleEvents<21> = '1';
    when PMU_EVENT_L2D_CACHE_HITM_RD
      if IsFeatureImplemented(FEAT_SPEvlp4) then
        SPESampleEvents<21> = '1';
    when PMU_EVENT_L3D_CACHE_HITM_RD
      if IsFeatureImplemented(FEAT_SPEvlp4) then
        SPESampleEvents<21> = '1';
    when PMU_EVENT_LL_CACHE_HITM_RD
      if IsFeatureImplemented(FEAT_SPEvlp4) then
        SPESampleEvents<21> = '1';
    when PMU_EVENT_L2D_CACHE_LMISS_RD
      if IsFeatureImplemented(FEAT_SPEvlp4) then
        SPESampleEvents<20> = '1';
    when PMU_EVENT_L2D_CACHE_RD
      if IsFeatureImplemented(FEAT_SPEvlp4) then
        SPESampleEvents<19> = '1';
    when PMU_EVENT_SVE_PRED_EMPTY_SPEC
      if IsFeatureImplemented(FEAT_SPEvlp1) then
        SPESampleEvents<18> = '1';
    when PMU_EVENT_SVE_PRED_NOT_FULL_SPEC
      if IsFeatureImplemented(FEAT_SPEvlp1) then
        SPESampleEvents<17> = '1';
    when PMU_EVENT_LDST_ALIGN_LAT
      if IsFeatureImplemented(FEAT_SPEvlp1) then
        SPESampleEvents<11> = '1';
    when PMU_EVENT_REMOTE_ACCESS
      SPESampleEvents<10> = '1';
    when PMU_EVENT_LL_CACHE_MISS
      SPESampleEvents<9> = '1';
    when PMU_EVENT_LL_CACHE
      SPESampleEvents<8> = '1';
    when PMU_EVENT_BR_MIS_PRED
      SPESampleEvents<7> = '1';
    when PMU_EVENT_BR_MIS_PRED_RETIRE
      SPESampleEvents<7> = '1';
    when PMU_EVENT_DTLB_WALK
      SPESampleEvents<5> = '1';
    when PMU_EVENT_L1D_TLB
      SPESampleEvents<4> = '1';
    when PMU_EVENT_L1D_CACHE_REFILL
      if !IsFeatureImplemented(FEAT_SPEvlp4) then
        SPESampleEvents<3> = '1';
    when PMU_EVENT_L1D_CACHE_LMISS_RD
      if IsFeatureImplemented(FEAT_SPEvlp4) then
        SPESampleEvents<3> = '1';
    when PMU_EVENT_L1D_CACHE
      SPESampleEvents<2> = '1';
    when PMU_EVENT_INST_RETIRE
      SPESampleEvents<1> = '1';
    when PMU_EVENT_EXC_TAKEN
      SPESampleEvents<0> = '1';
    otherwise return;
  return;
```

## Library pseudocode for aarch64/debug/statisticalprofiling/SPEFilterByType

```
// SPEFilterByType()
// =====
// Returns TRUE if the operation is to be discarded because of its OpAttrs, and FALSE otherwise.

boolean SPEFilterByType(SPEOpAttr opattr)
    // Bit order is {B,LD,ST,FP,SIMD}
    bits(5) flags, ctrl, mask;

    boolean is_load = FALSE;
    boolean is_store = FALSE;
    // With GCS, Branch Link and Procedure Return instructions write and read the GCS.
    // BL and RET instructions with GCS enabled call SPESampleLoadStore() before branch/packet
    // construction, setting ldst_type to indicate a GCS access.
    if (opattr.op_type IN {SPEOpType_Load, SPEOpType_LoadAtomic} ||
        (SPESampleOpAttr.ldst_type == SPELDSTType_GCS && opattr.procedure_return)) then
        // RET instruction with GCS should also count as Load
        is_load = TRUE;
    if (opattr.op_type IN {SPEOpType_Store, SPEOpType_LoadAtomic} ||
        (SPESampleOpAttr.ldst_type == SPELDSTType_GCS && opattr.branch_has_link)) then
        // BL instruction with GCS should also count as store.
        is_store = TRUE;
    // Construct flags bits
    // B
    flags<0> = (if opattr.op_type == SPEOpType_Branch then '1' else '0');
    // LD
    flags<1> = (if is_load then '1' else '0');
    // ST
    flags<2> = (if is_store then '1' else '0');
    // FP
    flags<3> = (if opattr.is_floating_point then '1' else '0');
    // SIMD
    flags<4> = (if opattr.is_simd then '1' else '0');
    if IsFeatureImplemented(FEAT_SPE_EFT) then
        ctrl = PMSFCR_EL1.<SIMD, FP, ST, LD, B>;
        mask = PMSFCR_EL1.<SIMDm, FPM, STm, LDm, Bm>;
    else
        ctrl = '00':PMSFCR_EL1.<ST, LD, B>;
        mask = '00000';

    bits(5) ctrl_or = (ctrl AND (NOT mask));
    bits(5) ctrl_and = (ctrl AND mask);

    boolean is_op = ((IsZero(ctrl_or) || !IsZero(flags AND ctrl_or)) &&
        ((flags AND mask) == ctrl_and));

    if flags<0> == '1' then PMUEvent(PMU_EVENT_SAMPLE_FEED_BR);
    if flags<1> == '1' then PMUEvent(PMU_EVENT_SAMPLE_FEED_LD);
    if flags<2> == '1' then PMUEvent(PMU_EVENT_SAMPLE_FEED_ST);
    if flags<3> == '1' then PMUEvent(PMU_EVENT_SAMPLE_FEED_FP);
    if flags<4> == '1' then PMUEvent(PMU_EVENT_SAMPLE_FEED_SIMD);

    boolean is_rejected_type = FALSE;
    if PMSFCR_EL1.FT == '1' then
        // Filtering by type is enabled
        if IsFeatureImplemented(FEAT_SPE_EFT) || !IsZero(ctrl) then
            is_rejected_type = !is_op;
        else
            is_rejected_type = ConstrainUnpredictableBool(Unpredictable_BADPMSFCR);
    if is_op && (!IsZero(ctrl) || !IsZero(mask)) then PMUEvent(PMU_EVENT_SAMPLE_FEED_OP);
    return is_rejected_type;
```

### Library pseudocode for aarch64/debug/statisticalprofiling/SPEFreezeOnEvent

```
// SPEFreezeOnEvent()
// =====
// Returns TRUE if PMU event counter idx should be frozen due to an SPE event, and FALSE otherwise.

boolean SPEFreezeOnEvent(integer idx)
    assert 0 <= idx;
    if !IsFeatureImplemented(FEAT_SPEv1p2) || !IsFeatureImplemented(FEAT_PMUv3p7) then
        return FALSE;
    if PMBSR_EL1.S != '1' || PMBLIMITR_EL1.<E,PMFZ> != '11' then return FALSE;

    if idx == CYCLE\_COUNTER\_ID && !IsFeatureImplemented(FEAT_SPE_DPFZS) then
        // FZS does not affect the cycle counter when FEAT_SPE_DPFZS is not implemented
        return FALSE;

    if PMUCounterIsHyp(idx) then
        return MDCR_EL2.HPMFZS == '1';
    else
        return PMCR_EL0.FZS == '1';
```

### Library pseudocode for aarch64/debug/statisticalprofiling/SPEGetDataSource

```
// SPEGetDataSource()
// =====
// Returns a tuple indicating the data source for an access passed to SPESampleLoadStore, and
// whether the data source is valid.

(boolean, bits(16)) SPEGetDataSource(boolean is_load,
                                     AccessDescriptor accdesc,
                                     AddressDescriptor addrdesc);
```

### Library pseudocode for aarch64/debug/statisticalprofiling/SPEGetDataSourcePayloadSize

```
// SPEGetDataSourcePayloadSize()
// =====
// Returns the size of the Data Source payload in bytes.

integer SPEGetDataSourcePayloadSize()
    return integer IMPLEMENTATION_DEFINED "SPE Data Source packet payload size";
```

### Library pseudocode for aarch64/debug/statisticalprofiling/SPEGetEventsPayloadSize

```
// SPEGetEventsPayloadSize()
// =====
// Returns the size in bytes of the Events packet payload as an integer.

integer SPEGetEventsPayloadSize()
    integer size = integer IMPLEMENTATION_DEFINED "SPE Events packet payload size";
    return size;
```

### Library pseudocode for aarch64/debug/statisticalprofiling/SPEGetRandomBoolean

```
// SPEGetRandomBoolean()
// =====
// Returns a random or pseudo-random boolean value.

boolean SPEGetRandomBoolean();
```

### Library pseudocode for aarch64/debug/statisticalprofiling/SPEGetRandomInterval

```
// SPEGetRandomInterval()
// =====
// Returns a random or pseudo-random byte for resetting COUNT or ECOUNT.

bits(8) SPEGetRandomInterval();
```

## Library pseudocode for aarch64/debug/statisticalprofiling/SPEISB

```
// SPEISB()
// =====
// Called by ISB instruction, correctly calls SPEBranch to save previous branches.

SPEISB()
    bits(64) address = PC64 + 4;
    BranchType branch_type = BranchType\_DIR;
    boolean branch_conditional = FALSE;
    boolean taken = FALSE;
    boolean is_isb = TRUE;

    SPEBranch(address, branch_type, branch_conditional, taken, is_isb);
```

## Library pseudocode for aarch64/debug/statisticalprofiling/SPELDSTType

```
// SPELDSTType
// =====
// Type of a load or store operation.

enumeration SPELDSTType {
    SPELDSTType_NV2,
    SPELDSTType_Extended,
    SPELDSTType_General,
    SPELDSTType_SIMDFP,
    SPELDSTType_SVESME,
    SPELDSTType_Tags,
    SPELDSTType_MemCopy,
    SPELDSTType_MemSet,
    SPELDSTType_GCS,
    SPELDSTType_GCSSS2,
    SPELDSTType_Unspecified
};
```

## Library pseudocode for aarch64/debug/statisticalprofiling/SPEMaxAddrs

```
constant integer SPEMaxAddrs = 32;
```

## Library pseudocode for aarch64/debug/statisticalprofiling/SPEMaxCounters

```
constant integer SPEMaxCounters = 32;
```

## Library pseudocode for aarch64/debug/statisticalprofiling/SPEMaxRecordSize

```
constant integer SPEMaxRecordSize = 2048;
```

## Library pseudocode for aarch64/debug/statisticalprofiling/SPEMultiAccessSample

```
// SPEMultiAccessSample()
// =====
// Called by instructions which make at least one store and one load access, where the configuration
// of the operation type filter affects which access is sampled.

boolean SPEMultiAccessSample()
    // If loads or stores are filtered out, the other should be recorded.
    // If neither or both are filtered out, pick one in an unbiased way.

    // Are loads allowed by filter?
    boolean loads_pass_filter = PMSFCR_EL1.FT == '1' && PMSFCR_EL1.LD == '1';
    // Are stores allowed by filter?
    boolean stores_pass_filter = PMSFCR_EL1.FT == '1' && PMSFCR_EL1.ST == '1';

    boolean record_load;
    if loads_pass_filter && !stores_pass_filter then
        // Only loads pass filter
        record_load = TRUE;
    elseif !loads_pass_filter && stores_pass_filter then
        // Only stores pass filter
        record_load = FALSE;
    else
        // Both loads and stores pass the filter or neither pass the filter.
        // Pick between the load or the store access (pseudo-)randomly.
        record_load = SPEGetRandomBoolean\(\);
    return record_load;
```

## Library pseudocode for aarch64/debug/statisticalprofiling/SPEOpAttr

```
// SPEOpAttr
// =====
// Attributes of sampled operation filtered by SPECollectRecord().

type SPEOpAttr is (
    SPEOpType op_type,
    SPELDSTType ldst_type,
    boolean branch_is_direct,
    boolean branch_has_link,
    boolean procedure_return,
    boolean is_conditional,
    boolean is_floating_point,
    boolean is_simd,
    boolean cond_pass,
    boolean at,
    boolean is_acquire_release,
    boolean is_predicated,
    bits(3) evl,
    boolean is_gather_scatter,
    boolean is_exclusive,
    bits(4) ets,
    boolean addr_valid
)
```

## Library pseudocode for aarch64/debug/statisticalprofiling/SPEOpType

```
// SPEOpType
// =====
// Types of operation filtered by SPECollectRecord().

enumeration SPEOpType {
    SPEOpType_Load,          // Any memory-read operation other than atomics, compare-and-swap,
                             // and swap
    SPEOpType_Store,         // Any memory-write operation, including atomics without return
    SPEOpType_LoadAtomic,    // Atomics with return, compare-and-swap and swap
    SPEOpType_Branch,        // Software write to the PC
    SPEOpType_OtherSVE,      // Other SVE operation
    SPEOpType_OtherSME,      // Other SME operation
    SPEOpType_Other,         // Any other class of operation
    SPEOpType_Invalid
};
```





```

constant integer SPEAddrPosPCVirtual = 0;
constant integer SPEAddrPosBranchTarget = 1;
constant integer SPEAddrPosDataVirtual = 2;
constant integer SPEAddrPosDataPhysical = 3;
constant integer SPEAddrPosPrevBranchTarget = 4;
constant integer SPECounterPosTotalLatency = 0;
constant integer SPECounterPosIssueLatency = 1;
constant integer SPECounterPosTranslationLatency = 2;
constant integer SPECounterPosAltIssueLatency = 4;
boolean SPESampleInFlight = FALSE;
bits(32) SPESampleContextEL1;
boolean SPESampleContextEL1Valid;
bits(32) SPESampleContextEL2;
boolean SPESampleContextEL2Valid;
bits(64) SPESamplePreviousBranchAddress;
boolean SPESamplePreviousBranchAddressValid;
bits(16) SPESampleDataSource;
boolean SPESampleDataSourceValid;
SPEOpAttr SPESampleOpAttr;
bits(64) SPESampleTimestamp;
boolean SPESampleTimestampValid;
bits(64) SPESampleEvents;

// SPEPostExecute()
// =====
// Called after every executed instruction.

SPEPostExecute()
    if SPESampleInFlight then
        SPESampleInFlight = FALSE;
        PMUEvent (PMU_EVENT_SAMPLE_FEED);

        // Stop any pending counters
        for counter_index = 0 to (SPEMaxCounters - 1)
            if SPESampleCounterPending[counter_index] then
                SPEStopCounter(counter_index);

        // Record any IMPLEMENTATION DEFINED events
        bits(64) impdef_events = bits(64) IMPLEMENTATION_DEFINED "SPE EVENTS";
        SPESampleEvents<63:48> = impdef_events<63:48>;
        // The number of bits available for IMPLEMENTATION DEFINED events
        // is reduced by FEAT_SPEv1p4
        if !IsFeatureImplemented(FEAT_SPEv1p4) then
            SPESampleEvents<31:24> = impdef_events<31:24>;
        SPESampleEvents<15:12> = impdef_events<15:12>;
        // Bit 24 encodes whether the sample was collected in Streaming SVE mode.
        if IsFeatureImplemented(FEAT_SPE_SME) then
            SPESampleEvents<24> = PSTATE.SM;
        // Bit 16 encodes whether the sample was collected in Transactional state.
        if IsFeatureImplemented(FEAT_TME) then
            SPESampleEvents<16> = if TSTATE.depth > 0 then '1' else '0';
        SPESampleEvents<6> = if (SPESampleOpAttr.is_conditional &&
                                !SPESampleOpAttr.cond_pass) then '1' else '0';

        boolean discard = FALSE;
        if IsFeatureImplemented(FEAT_SPEv1p2) then
            discard = PMBLIMITR_EL1.FM == '10';
        if SPECollectRecord(SPESampleEvents,
                            SPESampleCounter[SPECounterPosTotalLatency],
                            SPESampleOpAttr.op_type) && !discard then
            SPEConstructRecord();
            if SPEBufferIsFull() then
                SPEBufferFilled();

        SPEResetSampleStorage();

// Counter storage
array [0..SPEMaxCounters-1] of integer SPESampleCounter;

array [0..SPEMaxCounters-1] of boolean SPESampleCounterValid;

```

```

array [0..SPEMaxCounters-1] of boolean SPESampleCounterPending;

// Address storage
array [0..SPEMaxAddrs-1] of bits(64) SPESampleAddress;

array [0..SPEMaxAddrs-1] of boolean SPESampleAddressValid;

```

## Library pseudocode for aarch64/debug/statisticalprofiling/SPEPreExecution

```

// SPEPreExecution()
// =====
// Called prior to execution, for all instructions.

SPEPreExecution()
    if StatisticalProfilingEnabled() then
        PMUEvent(PMU_EVENT_SAMPLE_POP);
        if SPEToCollectSample() then
            if !SPESampleInFlight then
                SPESampleInFlight = TRUE;

                // Start total latency and issue latency counters for SPE
                SPEStartCounter(SPECounterPosTotalLatency);
                SPEStartCounter(SPECounterPosIssueLatency);

                SPESampleAddContext();

                SPESampleAddAddressPCVirtual();

                // Timestamp may be collected at any point in the sampling operation.
                // Collecting prior to execution is one possible choice.
                // This choice is IMPLEMENTATION_DEFINED.
                SPESampleAddTimeStamp();
            else
                PMUEvent(PMU_EVENT_SAMPLE_COLLISION);
                PMBSR_EL1.COLL = '1';

                // Many operations are type other and not conditional, can save footprint
                // and overhead by having this as the default and not calling SPESampleOpOther
                // if conditional == FALSE
                SPESampleOpOther(FALSE);

```

## Library pseudocode for aarch64/debug/statisticalprofiling/SPEResetSampleCounter

```

// SPEResetSampleCounter()
// =====
// Reset PMSICR_EL1.Counter

SPEResetSampleCounter()
    PMSICR_EL1.COUNT<31:8> = PMSIRR_EL1.INTERVAL;
    if PMSIRR_EL1.RND == '1' && PMSIDR_EL1.ERnd == '0' then
        PMSICR_EL1.COUNT<7:0> = SPEGetRandomInterval();
    else
        PMSICR_EL1.COUNT<7:0> = Zeros(8);

```

## Library pseudocode for aarch64/debug/statisticalprofiling/SPEResetSampleStorage

```
integer SPERecordSize;

// SPEResetSampleStorage()
// =====
// Reset all variables inside sample storage.

SPEResetSampleStorage()
    // Context values
    SPESampleContextEL1 = Zeros(32);
    SPESampleContextEL1Valid = FALSE;
    SPESampleContextEL2 = Zeros(32);
    SPESampleContextEL2Valid = FALSE;

    // Counter values
    for i = 0 to (SPEMaxCounters - 1)
        SPESampleCounter[i] = 0;
        SPESampleCounterValid[i] = FALSE;
        SPESampleCounterPending[i] = FALSE;

    // Address values
    for i = 0 to (SPEMaxAddrs - 1)
        SPESampleAddressValid[i] = FALSE;
        SPESampleAddress[i] = Zeros(64);

    // Data source values
    SPESampleDataSource = Zeros(16);
    SPESampleDataSourceValid = FALSE;

    // Timestamp values
    SPESampleTimestamp = Zeros(64);
    SPESampleTimestampValid = FALSE;

    // Event values
    SPESampleEvents = Zeros(64);

    // Operation attributes
    SPESampleOpAttr.op_type = SPEOpType Invalid;
    SPESampleOpAttr.ldst_type = SPELDSTType Unspecified;
    SPESampleOpAttr.branch_is_direct = FALSE;
    SPESampleOpAttr.branch_has_link = FALSE;
    SPESampleOpAttr.procedure_return = FALSE;
    SPESampleOpAttr.is_conditional = FALSE;
    SPESampleOpAttr.is_floating_point = FALSE;
    SPESampleOpAttr.is_simd = FALSE;
    SPESampleOpAttr.cond_pass = FALSE;
    SPESampleOpAttr.at = FALSE;
    SPESampleOpAttr.is_acquire_release = FALSE;
    SPESampleOpAttr.is_exclusive = FALSE;
    SPESampleOpAttr.is_predicated = FALSE;
    SPESampleOpAttr.evl = '000';
    SPESampleOpAttr.is_gather_scatter = FALSE;
    SPESampleOpAttr.addr_valid = FALSE;

array [0..SPEMaxRecordSize-1] of bits(8) SPERecordData;
```

## Library pseudocode for aarch64/debug/statisticalprofiling/SPESampleAddAddressPCVirtual

```
// SPESampleAddAddressPCVirtual()
// =====
// Save the current PC address to sample storage.

SPESampleAddAddressPCVirtual()
    bits(64) this_address = ThisInstrAddr(64);
    SPESampleAddress[SPEAddrPosPCVirtual] <55:0> = this_address <55:0>;

    bit ns;
    bit nse;
    case CurrentSecurityState() of
        when SS\_Secure
            ns = '0';
            nse = '0';
        when SS\_NonSecure
            ns = '1';
            nse = '0';
        when SS\_Realm
            ns = '1';
            nse = '1';
        otherwise Unreachable();

    bits(2) el = PSTATE.EL;
    SPESampleAddress[SPEAddrPosPCVirtual] <63:56> = ns:el:nse:Zeros(4);
    SPESampleAddressValid[SPEAddrPosPCVirtual] = TRUE;
```

## Library pseudocode for aarch64/debug/statisticalprofiling/SPESampleAddContext

```
// SPESampleAddContext()
// =====
// Save contexts to sample storage if appropriate.

SPESampleAddContext()
    if CollectContextIDR1() then
        SPESampleContextEL1 = CONTEXTIDR_EL1 <31:0>;
        SPESampleContextEL1Valid = TRUE;
    if CollectContextIDR2() then
        SPESampleContextEL2 = CONTEXTIDR_EL2 <31:0>;
        SPESampleContextEL2Valid = TRUE;
```

## Library pseudocode for aarch64/debug/statisticalprofiling/SPESampleAddTimeStamp

```
// SPESampleAddTimeStamp()
// =====
// Save the appropriate type of timestamp to sample storage.

SPESampleAddTimeStamp()
    TimeStamp timestamp = CollectTimeStamp();
    case timestamp of
        when TimeStamp\_None
            SPESampleTimestampValid = FALSE;
        otherwise
            SPESampleTimestampValid = TRUE;
            SPESampleTimestamp = GetTimeStamp(timestamp);
```

### Library pseudocode for aarch64/debug/statisticalprofiling/SPESampleExtendedLoadStore

```
// SPESampleExtendedLoadStore()
// =====
// Sets the subclass of the operation type packet for
// extended load/store operations.

SPESampleExtendedLoadStore(boolean ar, boolean excl, boolean at, boolean is_load)
    SPESampleOpAttr.is_acquire_release = ar;
    SPESampleOpAttr.is_exclusive = excl;
    SPESampleOpAttr.ldst_type = SPELDSTType\_Extended;
    SPESampleOpAttr.at = at;
    if is_load then
        if at then
            SPESampleOpAttr.op_type = SPEOpType\_LoadAtomic;
        else
            SPESampleOpAttr.op_type = SPEOpType\_Load;
    else
        SPESampleOpAttr.op_type = SPEOpType\_Store;
```

### Library pseudocode for aarch64/debug/statisticalprofiling/SPESampleGCSSS2

```
// SPESampleGCSSS2()
// =====
// Sets the subclass of the operation type packet for GCSSS2 load/store operations.

SPESampleGCSSS2()
    // GCSSS2 does a read and a write.
    boolean record_load = SPEMultiAccessSample\(\);
    SPESampleOpAttr.op_type = if record_load then SPEOpType\_Load else SPEOpType\_Store;
    SPESampleOpAttr.ldst_type = SPELDSTType\_GCSSS2;
```

### Library pseudocode for aarch64/debug/statisticalprofiling/SPESampleGeneralPurposeLoadStore

```
// SPESampleGeneralPurposeLoadStore()
// =====
// Sets the subclass of the operation type packet for general
// purpose load/store operations.

SPESampleGeneralPurposeLoadStore(boolean is_load)
    SPESampleOpAttr.ldst_type = SPELDSTType\_General;
    SPESampleOpAttr.op_type = if is_load then SPEOpType\_Load else SPEOpType\_Store;
```

## Library pseudocode for aarch64/debug/statisticalprofiling/SPESampleLoadStore

```
// SPESampleLoadStore()
// =====
// Called if a sample is in flight when writing or reading memory,
// indicating that the operation being sampled is in the Load, Store or atomic category.

SPESampleLoadStore(boolean is_load, AccessDescriptor accdesc, AddressDescriptor addrdesc)
    // Check if this access type is suitable to be sampled.
    // This implementation of SPE always samples the first access made by a suitable instruction.
    // FEAT_MOPS instructions are an exception, where the first load or first store access may be
    // selected based on the configuration of the sample filters.
    if accdesc.acctype IN {AccessType\_SPE,
                          AccessType\_IFETCH,
                          AccessType\_DC,
                          AccessType\_TTW,
                          AccessType\_AT} then

        return;

    boolean sample_access = FALSE;
    // For FEAT_MOPS and FEAT_GCS GCSSS2 instructions which perform both loads and stores, the
    // filter configuration will influence which part of the access is chosen to be sampled.
    if (SPESampleOpAttr.ldst_type IN
        {SPELDSTType\_MemCopy, SPELDSTType\_MemSet, SPELDSTType\_GCSSS2}) then
        // SPEMultiAccessSample() will have been called before this function, and chooses whether to
        // sample a load or a store.
        boolean sample_load;
        sample_load = SPESampleOpAttr.op_type IN {SPEOpType\_Load, SPEOpType\_LoadAtomic};

        // If no valid data has been collected, and this operation is acceptable for sampling.
        if !SPESampleOpAttr.addr_valid && (is_load == sample_load) then
            sample_access = TRUE;
    else
        if !SPESampleOpAttr.addr_valid then
            sample_access = TRUE;

    if sample_access then
        // Data access virtual address
        SPESetDataVirtualAddress(addrdesc.vaddress);

        // Data access physical address
        if CollectPhysicalAddress() then
            SPESetDataPhysicalAddress(addrdesc, accdesc);

        SPESampleOpAttr.addr_valid = TRUE;

    if SPESampleOpAttr.op_type == SPEOpType\_Invalid then
        // Set as unspecified load/store by default, instructions will overwrite this if it does not
        // apply to them.
        SPESampleOpAttr.op_type = if is_load then SPEOpType\_Load else SPEOpType\_Store;

    if accdesc.acctype == AccessType\_NV2 then
        // NV2 register load/store
        SPESampleOpAttr.ldst_type = SPELDSTType\_NV2;

    // Set SPELDSTType to GCS for all GCS instruction, overwriting type GCSSS2.
    // After selection of which operation of a GCSSS2 instruction to sample, GCSSS2 is treated the
    // same as other GCS instructions.
    if accdesc.acctype == AccessType\_GCS then
        SPESampleOpAttr.ldst_type = SPELDSTType\_GCS;
        // If the GCS access is from a BL or RET, this will get overwritten to SPEOpType_Branch.
        SPESampleOpAttr.op_type = if is_load then SPEOpType\_Load else SPEOpType\_Store;
    (SPESampleDataSourceValid, SPESampleDataSource) = SPEGetDataSource(is_load, accdesc, addrdesc);
```

## Library pseudocode for aarch64/debug/statisticalprofiling/SPESampleMemCopy

```
// SPESampleMemCopy()
// =====
// Sets the subclass of the operation type packet for Memory Copy load/store
// operations.

SPESampleMemCopy()
    // MemCopy does a read and a write.
    boolean record_load = SPEMultiAccessSample\(\);
    SPESampleOpAttr.op_type = if record_load then SPEOpType\_Load else SPEOpType\_Store;
    SPESampleOpAttr.ldst_type = SPELDSTType\_MemCopy;
```

## Library pseudocode for aarch64/debug/statisticalprofiling/SPESampleMemSet

```
// SPESampleMemSet()
// =====
// Callback used by memory set instructions to pass data back to the SPU.

SPESampleMemSet()
    SPESampleOpAttr.op_type = SPEOpType\_Store;
    SPESampleOpAttr.ldst_type = SPELDSTType\_MemSet;
```

## Library pseudocode for aarch64/debug/statisticalprofiling/SPESampleOnExternalCoproprocessor

```
// SPESampleOnExternalCoproprocessor()
// =====
// Called when the sampled instruction is executed on an SMCU or external coprocessor, sets bit 25
// of the events packet to 0b1.

SPESampleOnExternalCoproprocessor()
    SPESampleEvents<25> = '1';
```

## Library pseudocode for aarch64/debug/statisticalprofiling/SPESampleOpOther

```
// SPESampleOpOther()
// =====
// Add other operation to sample storage.

SPESampleOpOther(boolean conditional, boolean cond_pass, boolean is_fp, boolean is_simd)
    SPESampleOpAttr.is_simd = is_simd;
    SPESampleOpOther(conditional, cond_pass, is_fp);

SPESampleOpOther(boolean conditional, boolean cond_pass, boolean is_fp)
    SPESampleOpAttr.cond_pass = cond_pass;
    SPESampleOpAttr.is_floating_point = is_fp;
    SPESampleOpOther(conditional);

SPESampleOpOther(boolean conditional)
    SPESampleOpAttr.is_conditional = conditional;
    SPESampleOpAttr.op_type = SPEOpType\_Other;
```

## Library pseudocode for aarch64/debug/statisticalprofiling/SPESampleOpSMEArrayOther

```
// SPESampleOpSMEArrayOther()
// =====
// Sets the subclass of the operation type packet to Other, SME array.

SPESampleOpSMEArrayOther(boolean floating_point, integer size)
    // If the sampled effective vector or tile size is not a power of two, or is less than 128 bits,
    // the value is rounded up before it is encoded in the ets field.

    SPESampleOpAttr.is_floating_point = floating_point;
    SPESampleOpAttr.ets = SPEEncodeETS(size);
    SPESampleOpAttr.op_type = SPEOpType\_OtherSME;
    SPESampleOpAttr.is_simd = TRUE;
```

## Library pseudocode for aarch64/debug/statisticalprofiling/SPESampleOpSVEOther

```
// SPESampleOpSVEOther()
// =====
// Callback used by SVE, Other operations to pass data back to the SPU.

SPESampleOpSVEOther(integer vl, boolean predicated, boolean floating_point)
    SPESampleOpAttr.is_predicated = predicated;
    SPESampleOpAttr.is_floating_point = floating_point;
    SPESampleOpAttr.evl = SPEEncodeEVL(vl);
    SPESampleOpAttr.op_type = SPEOpType\_OtherSVE;
```

## Library pseudocode for aarch64/debug/statisticalprofiling/SPESampleOpSVESMELoadStore

```
// SPESampleOpSVESMELoadStore()
// =====
// Callback used by SVE or SME loads and stores to pass data to SPE.

SPESampleOpSVESMELoadStore(boolean is_gather_scatter, integer vl, boolean predicated,
                           boolean is_load)
    SPESampleOpAttr.is_gather_scatter = is_gather_scatter;
    SPESampleOpAttr.is_predicated = predicated;
    SPESampleOpAttr.evl = SPEEncodeEVL(vl);
    assert SPESampleOpAttr.evl != '111';
    SPESampleOpAttr.op_type = if is_load then SPEOpType\_Load else SPEOpType\_Store;
    SPESampleOpAttr.ldst_type = SPELDSTType\_SVESME;
```

## Library pseudocode for aarch64/debug/statisticalprofiling/SPESampleSIMDFPLoadStore

```
// SPESampleSIMDFPLoadStore()
// =====
// Sets the subclass of the operation type packet for SIMD & FP
// load store operations.

SPESampleSIMDFPLoadStore(boolean is_load, boolean scalar)
    SPESampleOpAttr.ldst_type = SPELDSTType\_SIMDFP;
    SPESampleOpAttr.op_type = if is_load then SPEOpType\_Load else SPEOpType\_Store;
    SPESampleOpAttr.is_simd = !scalar;
    // Scalar operations in SIMD&FP are treated as floating point.
    SPESampleOpAttr.is_floating_point = scalar;
```



## Library pseudocode for aarch64/debug/statisticalprofiling/SPESetDataPhysicalAddress

```
// SPESetDataPhysicalAddress()
// =====
// Called from SampleLoadStore() to save data physical packet.

SPESetDataPhysicalAddress(AddressDescriptor addrdesc, AccessDescriptor accdesc)
    bit ns;
    bit nse;
    case addrdesc.paddress.paspace of
        when PAS\_Secure
            ns = '0';
            nse = '0';
        when PAS\_NonSecure
            ns = '1';
            nse = '0';
        when PAS\_Realm
            ns = '1';
            nse = '1';
        otherwise Unreachable();

    if IsFeatureImplemented(FEAT_MTE2) then
        bits(4) pat;
        if accdesc.tagchecked then
            SPESampleAddress[SPEAddrPosDataPhysical]<62> = '1'; // CH
            pat = AArch64.PhysicalTag(addrdesc.vaddress);
        else
            // CH is reset to 0 on each new packet
            // If the access is Unchecked, this is an IMPLEMENTATION_DEFINED choice
            // between 0b0000 and the Physical Address Tag
            boolean zero_unchecked;
            zero_unchecked = boolean IMPLEMENTATION_DEFINED "SPE PAT for tag unchecked access zero";
            if !zero_unchecked then
                pat = AArch64.PhysicalTag(addrdesc.vaddress);
            else
                pat = Zeros(4);
            SPESampleAddress[SPEAddrPosDataPhysical]<59:56> = pat;

    bits(56) paddr = addrdesc.paddress.address;
    SPESampleAddress[SPEAddrPosDataPhysical]<56-1:0> = paddr;
    SPESampleAddress[SPEAddrPosDataPhysical]<63> = ns;
    SPESampleAddress[SPEAddrPosDataPhysical]<60> = nse;
    SPESampleAddressValid[SPEAddrPosDataPhysical] = TRUE;
```

## Library pseudocode for aarch64/debug/statisticalprofiling/SPESetDataVirtualAddress

```
// SPESetDataVirtualAddress()
// =====
// Called from SampleLoadStore() to save data virtual packet.
// Also used by exclusive load/stores to save virtual addresses if exclusive monitor is lost
// before a read/write is completed.

SPESetDataVirtualAddress(bits(64) vaddress)
    bit tbi;
    tbi = EffectiveTBI(vaddress, FALSE, PSTATE.EL);
    boolean non_tbi_is_zeros;
    non_tbi_is_zeros = boolean IMPLEMENTATION_DEFINED "SPE non-tbi tag is zero";
    if tbi == '1' || !non_tbi_is_zeros then
        SPESampleAddress[SPEAddrPosDataVirtual]<63:0> = vaddress<63:0>;
    else
        SPESampleAddress[SPEAddrPosDataVirtual]<63:56> = Zeros(8);
        SPESampleAddress[SPEAddrPosDataVirtual]<55:0> = vaddress<55:0>;
    SPESampleAddressValid[SPEAddrPosDataVirtual] = TRUE;
```

### Library pseudocode for aarch64/debug/statisticalprofiling/SPESStartCounter

```
// SPESStartCounter()
// =====
// Enables incrementing of the counter at the passed index when SPECycle is called.

SPESStartCounter(integer counter_index)
    assert counter_index < SPEMaxCounters;
    SPESampleCounterPending[counter_index] = TRUE;
```

### Library pseudocode for aarch64/debug/statisticalprofiling/SPESStopCounter

```
// SPESStopCounter()
// =====
// Disables incrementing of the counter at the passed index when SPECycle is called.

SPESStopCounter(integer counter_index)
    SPESampleCounterValid[counter_index] = TRUE;
    SPESampleCounterPending[counter_index] = FALSE;
```

### Library pseudocode for aarch64/debug/statisticalprofiling/SPEToCollectSample

```
// SPEToCollectSample()
// =====
// Returns TRUE if the instruction which is about to be executed should be
// sampled. Returns FALSE otherwise.

boolean SPEToCollectSample()
    if IsZero(PMSICR_EL1.COUNT) then
        SPEResetSampleCounter();
    else
        PMSICR_EL1.COUNT = PMSICR_EL1.COUNT - 1;
        if IsZero(PMSICR_EL1.COUNT) then
            if PMSIRR_EL1.RND == '1' && PMSIDR_EL1.ERnd == '1' then
                PMSICR_EL1.ECOUNT = SPEGetRandomInterval();
            else
                return TRUE;
        if UInt(PMSICR_EL1.ECOUNT) != 0 then
            PMSICR_EL1.ECOUNT = PMSICR_EL1.ECOUNT - 1;
            if IsZero(PMSICR_EL1.ECOUNT) then
                return TRUE;
    return FALSE;
```

## Library pseudocode for aarch64/debug/statisticalprofiling/SPEWriteToBuffer

```
// SPEWriteToBuffer()
// =====
// Write the active record to the Profiling Buffer.

SPEWriteToBuffer()
    assert ProfilingBufferEnabled();

    // Check alignment
    constant integer align = UInt(PMBIDR_EL1.Align);
    boolean aligned = IsZero(PMBPTR_EL1.PTR<align-1:0>);
    boolean ttw_fault_as_external_abort;
    ttw_fault_as_external_abort = boolean IMPLEMENTATION_DEFINED "SPE TTW fault External abort";

    FaultRecord fault;
    PhysMemRetStatus memstatus;
    AddressDescriptor addrdesc;
    AccessDescriptor accdesc;

    SecurityState owning_ss;
    bits(2) owning_el;
    (owning_ss, owning_el) = ProfilingBufferOwner();
    accdesc = CreateAccDescSPE(owning_ss, owning_el);

    bits(64) start_vaddr = PMBPTR_EL1<63:0>;
    for i = 0 to SPERecordSize - 1
        // If a previous write did not cause an issue
        if PMBSR_EL1.S == '0' then
            (memstatus, addrdesc) = DebugMemWrite(PMBPTR_EL1<63:0>, accdesc, aligned,
                SPERecordData[i]);

            fault = addrdesc.fault;

            boolean ttw_fault;
            ttw_fault = fault.statuscode IN {Fault\_SyncExternalOnWalk, Fault\_SyncParityOnWalk};

            if IsFault(fault.statuscode) && !(ttw_fault && ttw_fault_as_external_abort) then
                DebugWriteFault(PMBPTR_EL1<63:0>, fault);
            elseif IsFault(memstatus) || (ttw_fault && ttw_fault_as_external_abort) then
                DebugWriteExternalAbort(memstatus, addrdesc, start_vaddr);

            // Move pointer if no Buffer Management Event has been caused.
            if IsZero(PMBSR_EL1.S) then
                PMBPTR_EL1 = PMBPTR_EL1 + 1;

    return;
```

## Library pseudocode for aarch64/debug/statisticalprofiling/StatisticalProfilingEnabled

```
// StatisticalProfilingEnabled()
// =====
// Return TRUE if Statistical Profiling is Enabled in the current EL, FALSE otherwise.

boolean StatisticalProfilingEnabled()
    return StatisticalProfilingEnabled(PSTATE.EL);

// StatisticalProfilingEnabled()
// =====
// Return TRUE if Statistical Profiling is Enabled in the specified EL, FALSE otherwise.

boolean StatisticalProfilingEnabled(bits(2) el)
    if !IsFeatureImplemented(FEAT_SPE) || UsingAArch32() || !ProfilingBufferEnabled() then
        return FALSE;

    tge_set = EL2Enabled() && HCR_EL2.TGE == '1';
    (owning_ss, owning_el) = ProfilingBufferOwner();
    if (UInt(owning_el) < UInt(el) || (tge_set && owning_el == EL1) ||
        owning_ss != SecurityStateAtEL(el)) then
        return FALSE;
    bit spe_bit;
    case el of
        when EL3 Unreachable();
        when EL2 spe_bit = PMSCR_EL2.E2SPE;
        when EL1 spe_bit = PMSCR_EL1.E1SPE;
        when EL0 spe_bit = (if tge_set then PMSCR_EL2.E0HSPE else PMSCR_EL1.E0SPE);

    return spe_bit == '1';
```

## Library pseudocode for aarch64/debug/statisticalprofiling/TimeStamp

```
// TimeStamp
// =====

enumeration TimeStamp {
    TimeStamp_None,           // No timestamp
    TimeStamp_CoreSight,      // CoreSight time (IMPLEMENTATION DEFINED)
    TimeStamp_Physical,       // Physical counter value with no offset
    TimeStamp_OffsetPhysical, // Physical counter value minus CNTPOFF_EL2
    TimeStamp_Virtual };      // Physical counter value minus CNTVOFF_EL2
```



```

// AArch64.TakeExceptionInDebugState()
// =====
// Take an exception in Debug state to an Exception level using AArch64.

AArch64.TakeExceptionInDebugState(bits(2) target_el, ExceptionRecord exception_in)
    assert HaveEL(target_el) && !ELUsingAArch32(target_el) && UInt(target_el) >= UInt(PSTATE.EL);
    assert target_el != EL3 || EDSCR.SDD == '0';
    ExceptionRecord except = exception_in;
    boolean sync_errors;
    if IsFeatureImplemented(FEAT_IESB) then
        sync_errors = SCTLR_EL[target_el].IESB == '1';
        if IsFeatureImplemented(FEAT_DoubleFault) then
            sync_errors = sync_errors || (SCR_EL3.<EA,NMEA> == '11' && target_el == EL3);
        // The Effective value of SCTLR[].IESB might be zero in Debug state.
        if !ConstrainUnpredictableBool(Unpredictable\_IESBinDebug) then
            sync_errors = FALSE;
    else
        sync_errors = FALSE;

    if IsFeatureImplemented(FEAT_TME) && TSTATE.depth > 0 then
        TMFailure cause;
        case except.exceptype of
            when Exception\_SoftwareBreakpoint cause = TMFailure\_DBG;
            when Exception\_Breakpoint cause = TMFailure\_DBG;
            when Exception\_Watchpoint cause = TMFailure\_DBG;
            when Exception\_SoftwareStep cause = TMFailure\_DBG;
            otherwise cause = TMFailure\_ERR;
        FailTransaction(cause, FALSE);

    boolean brbe_source_allowed = FALSE;
    bits(64) brbe_source_address = Zeros(64);
    if IsFeatureImplemented(FEAT_BRBE) then
        brbe_source_allowed = BranchRecordAllowed(PSTATE.EL);
        brbe_source_address = bits(64) UNKNOWN;

    if !IsFeatureImplemented(FEAT_ExS) || SCTLR_EL[target_el].EIS == '1' then
        SynchronizeContext();

    // If coming from AArch32 state, the top parts of the X[] registers might be set to zero
    from_32 = UsingAArch32();
    if from_32 then AArch64.MaybeZeroRegisterUppers();
    if from_32 && IsFeatureImplemented(FEAT_SME) && PSTATE.SM == '1' then
        ResetSVEState();
    else
        MaybeZeroSVEUppers(target_el);

    AArch64.ReportException(except, target_el);

    if IsFeatureImplemented(FEAT_GCS) then
        PSTATE.EXLOCK = '0'; // Effective value of GCSCR_ELx.EXLOCKEN is 0 in Debug state

    PSTATE.EL = target_el;
    PSTATE.nRW = '0';
    PSTATE.SP = '1';

    SPSR\_ELx[] = bits(64) UNKNOWN;
    ELR\_ELx[] = bits(64) UNKNOWN;

    // PSTATE.{SS,D,A,I,F} are not observable and ignored in Debug state, so behave as if UNKNOWN.
    PSTATE.<SS,D,A,I,F> = bits(5) UNKNOWN;
    PSTATE.IL = '0';
    if from_32 then // Coming from AArch32
        PSTATE.IT = '00000000';
        PSTATE.T = '0'; // PSTATE.J is RES0
    if (IsFeatureImplemented(FEAT_PAN) && (PSTATE.EL == EL1 ||
        (PSTATE.EL == EL2 && ELIsInHost(EL0))) &&
        SCTLR_ELx[].SPAN == '0') then
        PSTATE.PAN = '1';
    if IsFeatureImplemented(FEAT_UAO) then PSTATE.UAO = '0';
    if IsFeatureImplemented(FEAT_BTI) then PSTATE.BTYPE = '00';

```

```

if IsFeatureImplemented(FEAT_SSBS) then PSTATE.SSBS = bit UNKNOWN;
if IsFeatureImplemented(FEAT_MTE) then PSTATE.TCO = '1';
if IsFeatureImplemented(FEAT_PAuth_LR) then PSTATE.PACM = '0';
if IsFeatureImplemented(FEAT_EBEP) then PSTATE.PM = bit UNKNOWN;
if IsFeatureImplemented(FEAT_SEBEP) then
    PSTATE.PPEND = '0';
    ShouldSetPPEND = FALSE;

DLR_EL0 = bits(64) UNKNOWN;
DSPSR_EL0 = bits(64) UNKNOWN;

EDSCR.ERR = '1';
UpdateEDSCRFields(); // Update EDSCR processor state flags.

if sync_errors then
    SynchronizeErrors();

EndOfInstruction();

```

## Library pseudocode for aarch64/debug/watchpoint/AArch64.WatchpointByteMatch

```

// AArch64.WatchpointByteMatch()
// =====

boolean AArch64.WatchpointByteMatch(integer n, bits(64) vaddress)
    constant integer dbgtop = DebugAddrTop();
    constant integer cmpbottom = if DBGWVR_EL1[n]<2> == '1' then 2 else 3; // Word or doubleword
    integer bottom = cmpbottom;
    constant integer select = UInt(vaddress<cmpbottom-1:0>);
    byte_select_match = (DBGWCR_EL1[n].BAS<select> != '0');
    mask = UInt(DBGWCR_EL1[n].MASK);

    // If DBGWCR_EL1[n].MASK is a nonzero value and DBGWCR_EL1[n].BAS is not set to '11111111', or
    // DBGWCR_EL1[n].BAS specifies a non-contiguous set of bytes behavior is CONSTRAINED
    // UNPREDICTABLE.
    if mask > 0 && !IsOnes(DBGWCR_EL1[n].BAS) then
        byte_select_match = ConstrainUnpredictableBool(Unpredictable_WPMASKANDBAS);
    else
        LSB = (DBGWCR_EL1[n].BAS AND NOT(DBGWCR_EL1[n].BAS - 1)); MSB = (DBGWCR_EL1[n].BAS + LSB);
        if !IsZero(MSB AND (MSB - 1)) then // Not contiguous
            byte_select_match = ConstrainUnpredictableBool(Unpredictable_WPBASCONTIGUOUS);
            bottom = 3; // For the whole doubleword

    // If the address mask is set to a reserved value, the behavior is CONSTRAINED UNPREDICTABLE.
    if mask > 0 && mask <= 2 then
        Constraint c;
        (c, mask) = ConstrainUnpredictableInteger(3, 31, Unpredictable_RESWPMASK);
        assert c IN {Constraint_DISABLED, Constraint_NONE, Constraint_UNKNOWN};
        case c of
            when Constraint_DISABLED return FALSE; // Disabled
            when Constraint_NONE mask = 0; // No masking
            // Otherwise the value returned by ConstrainUnpredictableInteger is a not-reserved value

    // When FEAT_LVA3 is not implemented, if the DBGWVR_EL1[n].RESS field bits are not a
    // sign extension of the MSB of DBGWVR_EL1[n].VA, it is UNPREDICTABLE whether they
    // appear to be included in the match.
    boolean unpredictable_ress = (dbgtop < 55 && !IsOnes(DBGWVR_EL1[n]<63:dbgtop>) &&
        !IsZero(DBGWVR_EL1[n]<63:dbgtop>) &&
        ConstrainUnpredictableBool(Unpredictable_DBGxVR_RESS));
    constant integer cmpmsb = if unpredictable_ress then 63 else dbgtop;
    constant integer cmplsb = if mask > bottom then mask else bottom;
    constant integer bottombit = bottom;
    boolean WVR_match = (vaddress<cmpmsb:cmplsb> == DBGWVR_EL1[n]<cmpmsb:cmplsb>);
    if mask > bottom then
        // If masked bits of DBGWVR_EL1[n] are not zero, the behavior is CONSTRAINED UNPREDICTABLE.
        if WVR_match && !IsZero(DBGWVR_EL1[n]<cmplsb-1:bottombit>) then
            WVR_match = ConstrainUnpredictableBool(Unpredictable_WPMASKEDBITS);

    return (WVR_match && byte_select_match);

```

## Library pseudocode for aarch64/debug/watchpoint/AArch64.WatchpointMatch

```
// AArch64.WatchpointMatch()
// =====
// Watchpoint matching in an AArch64 translation regime.

(WatchpointType, boolean) AArch64.WatchpointMatch(integer n, bits(64) vaddress, integer size,
                                                    AccessDescriptor accdesc)

    assert !ELUsingAArch32(S1TranslationRegime());
    assert n < NumWatchpointsImplemented();

    boolean enabled          = IsWatchpointEnabled(n);
    linked = DBGWCR_EL1[n].WT == '1';
    isbreakpnt = FALSE;
    lbnx = if IsFeatureImplemented(FEAT_Debugv8p9) then DBGWCR_EL1[n].LBNX else '00';
    linked_n = UInt(lbnx : DBGWCR_EL1[n].LBN);
    ssce = if IsFeatureImplemented(FEAT_RME) then DBGWCR_EL1[n].SSCE else '0';
    mismatch = IsFeatureImplemented(FEAT_BWE2) && DBGWCR_EL1[n].WT2 == '1';
    state_match = AArch64.StateMatch(DBGWCR_EL1[n].SSC, ssce, DBGWCR_EL1[n].HMC, DBGWCR_EL1[n].PAC,
                                     linked, linked_n, isbreakpnt, PC64, accdesc);

    boolean ls_match;
    case DBGWCR_EL1[n].LSC<1:0> of
        when '00' ls_match = FALSE;
        when '01' ls_match = accdesc.read;
        when '10' ls_match = accdesc.write || accdesc.acctype == AccessType_DC;
        when '11' ls_match = TRUE;

    boolean value_match = FALSE;
    for byte = 0 to size - 1
        value_match = value_match || AArch64.WatchpointByteMatch(n, vaddress + byte);

    if !(state_match && ls_match && enabled) then
        return (WatchpointType_Inactive, FALSE);
    elsif mismatch then
        return (WatchpointType_AddrMismatch, value_match);
    else
        return (WatchpointType_AddrMatch, value_match);
```

## Library pseudocode for aarch64/debug/watchpoint/IsWatchpointEnabled

```
// IsWatchpointEnabled()
// =====
// Returns TRUE if the effective value of DBGWCR_EL1[n].E is '1', and FALSE otherwise.

boolean IsWatchpointEnabled(integer n)
    if (n > 15 &&
        ((!HaltOnBreakpointOrWatchpoint() && !SelfHostedExtendedBPWPEEnabled()) ||
         (HaltOnBreakpointOrWatchpoint() && EDSCR2.EHBWE == '0'))) then
        return FALSE;
    return DBGWCR_EL1[n].E == '1';
```

## Library pseudocode for aarch64/debug/watchpoint/WatchpointType

```
// Watchpoints in an AArch64 translation regime

// WatchpointType
// =====

enumeration WatchpointType {
    WatchpointType_Inactive,      // Watchpoint inactive or disabled
    WatchpointType_AddrMatch,     // Address Match watchpoint
    WatchpointType_AddrMismatch; // Address Mismatch watchpoint
```



## Library pseudocode for aarch64/exceptions/aborts/AArch64.Abort

```
// AArch64.Abort()
// =====
// Abort and Debug exception handling in an AArch64 translation regime.

AArch64.Abort(bits(64) vaddress, FaultRecord fault)

    if IsDebugException(fault) then
        if fault.accessdesc.acctype == AccessType\_IFETCH then
            if UsingAArch32() && fault.debugmoe == DebugException\_VectorCatch then
                AArch64.VectorCatchException(fault);
            else
                AArch64.BreakpointException(fault);
        else
            AArch64.WatchpointException(vaddress, fault);
    elseif fault.gpcf.gpf != GPCF\_None && ReportAsGPCEException(fault) then
        TakeGPCEException(vaddress, fault);
    elseif fault.statuscode == Fault\_TagCheck then
        AArch64.RaiseTagCheckFault(vaddress, fault);
    elseif fault.accessdesc.acctype == AccessType\_IFETCH then
        AArch64.InstructionAbort(vaddress, fault);
    else
        AArch64.DataAbort(vaddress, fault);
```

## Library pseudocode for aarch64/exceptions/aborts/AArch64.AbortSyndrome

```
// AArch64.AbortSyndrome()
// =====
// Creates an exception syndrome record for Abort and Watchpoint exceptions
//
// from an AArch64 translation regime.

ExceptionRecord AArch64.AbortSyndrome(Exception exceptype, FaultRecord fault,
                                       bits(64) vaddress, bits(2) target_el)
    except = ExceptionSyndrome(exceptype);

    if (!IsFeatureImplemented(FEAT_PFAR) ||
        !IsExternalSyncAbort(fault) ||
        (EL2Enabled() && HCR_EL2.VM == '1' && target_el == EL1)) then
        except.pavalid = FALSE;
    else
        except.pavalid = boolean IMPLEMENTATION_DEFINED "PFAR_ELx is valid";

    (except.syndrome, except.syndrome2) = AArch64.FaultSyndrome(exceptype, fault, except.pavalid,
                                                             vaddress);

    if fault.statuscode == Fault\_TagCheck then
        if IsFeatureImplemented(FEAT_MTE4) then
            except.vaddress = ZeroExtend(vaddress, 64);
        else
            except.vaddress = bits(4) UNKNOWN : vaddress<59:0>;
    else
        except.vaddress = ZeroExtend(vaddress, 64);

    if IPAValid(fault) then
        except.ipavalid = TRUE;
        except.NS = if fault.ipaddress.paspace == PAS\_NonSecure then '1' else '0';
        except.ipaddress = fault.ipaddress.address;
    else
        except.ipavalid = FALSE;

    return except;
```

## Library pseudocode for aarch64/exceptions/aborts/AArch64.CheckPCAlignment

```
// AArch64.CheckPCAlignment()
// =====

AArch64.CheckPCAlignment()
    bits(64) pc = ThisInstrAddr(64);

    if pc<1:0> != '00' then
        AArch64.PCAlignmentFault();
```

## Library pseudocode for aarch64/exceptions/aborts/AArch64.DataAbort

```
// AArch64.DataAbort()
// =====

AArch64.DataAbort(bits(64) vaddress, FaultRecord fault)
    bits(2) target_el;
    if IsExternalAbort(fault) then
        target_el = AArch64.SyncExternalAbortTarget(fault);
    else
        route_to_el2 = (EL2Enabled() && PSTATE.EL IN {EL0, EL1} &&
            (HCR_EL2.TGE == '1' ||
            (IsFeatureImplemented(FEAT_RME) && fault.gpcf.gpf == GPCF\_Fail &&
            HCR_EL2.GPF == '1') ||
            (IsFeatureImplemented(FEAT_NV2) &&
            fault.accessdesc.acctype == AccessType\_NV2) ||
            IsSecondStage(fault)));

        if PSTATE.EL == EL3 then
            target_el = EL3;
        elsif PSTATE.EL == EL2 || route_to_el2 then
            target_el = EL2;
        else
            target_el = EL1;

    bits(64) preferred_exception_return = ThisInstrAddr(64);
    integer vect_offset;

    if IsExternalAbort(fault) && AArch64.RouteToSErrorOffset(target_el) then
        vect_offset = 0x180;
    else
        vect_offset = 0x0;

    ExceptionRecord except;
    if IsFeatureImplemented(FEAT_NV2) && fault.accessdesc.acctype == AccessType\_NV2 then
        except = AArch64.AbortSyndrome(Exception\_NV2DataAbort, fault, vaddress, target_el);
    else
        except = AArch64.AbortSyndrome(Exception\_DataAbort, fault, vaddress, target_el);
    AArch64.TakeException(target_el, except, preferred_exception_return, vect_offset);
```

## Library pseudocode for aarch64/exceptions/aborts/AArch64.EffectiveTCF

```
// AArch64.EffectiveTCF()
// =====
// Indicate if a Tag Check Fault should cause a synchronous exception,
// be asynchronously accumulated, or have no effect on the PE.

TCFType AArch64.EffectiveTCF(bits(2) el, boolean read)
    bits(2) tcf;

    Regime regime = TranslationRegime(el);

    case regime of
        when Regime\_EL3    tcf = SCTLR_EL3.TCF;
        when Regime\_EL2    tcf = SCTLR_EL2.TCF;
        when Regime\_EL20   tcf = if el == EL0 then SCTLR_EL2.TCF0 else SCTLR_EL2.TCF;
        when Regime\_EL10   tcf = if el == EL0 then SCTLR_EL1.TCF0 else SCTLR_EL1.TCF;
        otherwise          Unreachable();

    if tcf == '11' then          // Reserved value
        if !IsFeatureImplemented(FEAT_MTE_ASYM_FAULT) then
            (-,tcf) = ConstrainUnpredictableBits(Unpredictable\_RESTCF, 2);

    case tcf of
        when '00' // Tag Check Faults have no effect on the PE
            return TCFType\_Ignore;
        when '01' // Tag Check Faults cause a synchronous exception
            return TCFType\_Sync;
        when '10'
            if IsFeatureImplemented(FEAT_MTE_ASYNC) then
                // If asynchronous faults are implemented,
                // Tag Check Faults are asynchronously accumulated
                return TCFType\_Async;
            else
                // Otherwise, Tag Check Faults have no effect on the PE
                return TCFType\_Ignore;
        when '11'
            if IsFeatureImplemented(FEAT_MTE_ASYM_FAULT) then
                // Tag Check Faults cause a synchronous exception on reads or on
                // a read/write access, and are asynchronously accumulated on writes
                if read then
                    return TCFType\_Sync;
                else
                    return TCFType\_Async;
            else
                // Otherwise, Tag Check Faults have no effect on the PE
                return TCFType\_Ignore;
        otherwise
            Unreachable();
```

## Library pseudocode for aarch64/exceptions/aborts/AArch64.InstructionAbort

```
// AArch64.InstructionAbort()
// =====

AArch64.InstructionAbort(bits(64) vaddress, FaultRecord fault)
// External aborts on instruction fetch must be taken synchronously
if IsFeatureImplemented(FEAT_DoubleFault) then
    assert fault.statuscode != Fault\_AsyncExternal;

bits(2) target_el;
if IsExternalAbort(fault) then
    target_el = AArch64.SyncExternalAbortTarget(fault);
else
    route_to_el2 = (EL2Enabled() && PSTATE.EL IN {EL0, EL1} &&
        (HCR_EL2.TGE == '1' ||
        (IsFeatureImplemented(FEAT_RME) && fault.gpcf.gpf == GPCF\_Fail &&
        HCR_EL2.GPF == '1') ||
        IsSecondStage(fault)));

    if PSTATE.EL == EL3 then
        target_el = EL3;
    elseif PSTATE.EL == EL2 || route_to_el2 then
        target_el = EL2;
    else
        target_el = EL1;

bits(64) preferred_exception_return = ThisInstrAddr(64);
integer vect_offset;

if IsExternalAbort(fault) && AArch64.RouteToSErrorOffset(target_el) then
    vect_offset = 0x180;
else
    vect_offset = 0x0;

ExceptionRecord except = AArch64.AbortSyndrome(Exception\_InstructionAbort, fault,
    vaddress, target_el);
AArch64.TakeException(target_el, except, preferred_exception_return, vect_offset);
```

## Library pseudocode for aarch64/exceptions/aborts/AArch64.PCAlignmentFault

```
// AArch64.PCAlignmentFault()
// =====
// Called on unaligned program counter in AArch64 state.

AArch64.PCAlignmentFault()

bits(64) preferred_exception_return = ThisInstrAddr(64);
vect_offset = 0x0;

except = ExceptionSyndrome(Exception\_PCAlignment);
except.vaddress = ThisInstrAddr(64);
bits(2) target_el = EL1;
if UInt(PSTATE.EL) > UInt(EL1) then
    target_el = PSTATE.EL;
elseif EL2Enabled() && HCR_EL2.TGE == '1' then
    target_el = EL2;
AArch64.TakeException(target_el, except, preferred_exception_return, vect_offset);
```



```

// AArch64.PhysicalErrorTarget()
// =====
// Returns a tuple of whether SError exception can be taken and, if so, the target Exception level.

(boolean, bits(2)) AArch64.PhysicalErrorTarget()
    boolean route_to_el3;
    boolean route_to_el2;

    // The exception is explicitly routed to EL3.
    if PSTATE.EL != EL3 then
        route_to_el3 = (HaveEL(EL3) && EffectiveEA() == '1');
    else
        route_to_el3 = FALSE;

    // The exception is explicitly routed to EL2.
    if !route_to_el3 && EL2Enabled() && PSTATE.EL == EL1 then
        route_to_el2 = (HCR_EL2.AMO == '1');
    elsif !route_to_el3 && EL2Enabled() && PSTATE.EL == EL0 then
        route_to_el2 = (!IsInHost() && HCR_EL2.<TGE,AMO> != '00');
    else
        route_to_el2 = FALSE;

    // The exception is "masked".
    boolean masked;
    case PSTATE.EL of
        when EL3
            masked = (EffectiveEA() == '0' || PSTATE.A == '1');
        when EL2
            masked = (!route_to_el3 &&
                (HCR_EL2.<TGE,AMO> == '00' || PSTATE.A == '1'));
        when EL1, EL0
            masked = (!route_to_el3 && !route_to_el2 && PSTATE.A == '1');

    // When FEAT_DoubleFault or FEAT_DoubleFault2 is implemented, the mask might be overridden.
    if IsFeatureImplemented(FEAT_DoubleFault2) then
        bit nmea_bit;
        case PSTATE.EL of
            when EL3
                nmea_bit = SCR_EL3.NMEA;
            when EL2
                nmea_bit = if IsSCTLR2EL2Enabled() then SCTLR2_EL2.NMEA else '0';
            when EL1
                nmea_bit = if IsSCTLR2EL1Enabled() then SCTLR2_EL1.NMEA else '0';
            when EL0
                if IsInHost() then
                    nmea_bit = if IsSCTLR2EL2Enabled() then SCTLR2_EL2.NMEA else '0';
                else
                    nmea_bit = if IsSCTLR2EL1Enabled() then SCTLR2_EL1.NMEA else '0';
        masked = masked && (nmea_bit == '0');

    elsif IsFeatureImplemented(FEAT_DoubleFault) && PSTATE.EL == EL3 then
        bit nmea_bit = SCR_EL3.NMEA AND EffectiveEA();
        masked = masked && (nmea_bit == '0');

    boolean route_masked_to_el3;
    boolean route_masked_to_el2;

    if IsFeatureImplemented(FEAT_DoubleFault2) then
        // The masked exception is routed to EL2.
        route_masked_to_el2 = (EL2Enabled() && !route_to_el3 &&
            IsHCRXEL2Enabled() && HCRX_EL2.TMEA == '1' &&
            ((PSTATE.EL == EL1 && (PSTATE.A == '1' || masked)) ||
            (PSTATE.EL == EL0 && masked && !IsInHost())));

        // The masked exception is routed to EL3.
        route_masked_to_el3 = (HaveEL(EL3) && SCR_EL3.TMEA == '1' &&
            !(route_to_el2 || route_masked_to_el2) &&
            ((PSTATE.EL IN {EL2, EL1} &&
            (PSTATE.A == '1' || masked)) ||
            (PSTATE.EL == EL0 && masked)));

```

```

else
    route_masked_to_el2 = FALSE;
    route_masked_to_el3 = FALSE;

// The exception is taken at EL3.
take_in_el3 = PSTATE.EL == EL3 && !masked;

// The exception is taken at EL2 or in the Host EL0.
take_in_el2_0 = ((PSTATE.EL == EL2 || IsInHost\(\)) &&
    !(route_to_el3 || route_masked_to_el3) && !masked);

// The exception is taken at EL1 or in the non-Host EL0.
take_in_el1_0 = ((PSTATE.EL == EL1 || (PSTATE.EL == EL0 && !IsInHost\(\))) &&
    !(route_to_el2 || route_masked_to_el2) &&
    !(route_to_el3 || route_masked_to_el3) && !masked);

bits(2) target_el;
if take_in_el3 || route_to_el3 || route_masked_to_el3 then
    masked = FALSE; target_el = EL3;
elseif take_in_el2_0 || route_to_el2 || route_masked_to_el2 then
    masked = FALSE; target_el = EL2;
elseif take_in_el1_0 then
    masked = FALSE; target_el = EL1;
else
    masked = TRUE; target_el = bits(2) UNKNOWN;

return (masked, target_el);

```

#### Library pseudocode for aarch64/exceptions/aborts/AArch64.RaiseTagCheckFault

```

// AArch64.RaiseTagCheckFault()
// =====
// Raise a Tag Check Fault exception.

AArch64.RaiseTagCheckFault(bits(64) va, FaultRecord fault)
    bits(64) preferred_exception_return = ThisInstrAddr(64);
    integer vect_offset = 0x0;
    bits(2) target_el = EL1;
    if UInt(PSTATE.EL) > UInt(EL1) then
        target_el = PSTATE.EL;
    elseif PSTATE.EL == EL0 && EL2Enabled() && HCR_EL2.TGE == '1' then
        target_el = EL2;

    except = AArch64.AbortSyndrome(Exception\_DataAbort, fault, va, target_el);
    AArch64.TakeException(target_el, except, preferred_exception_return, vect_offset);

```

#### Library pseudocode for aarch64/exceptions/aborts/AArch64.ReportTagCheckFault

```

// AArch64.ReportTagCheckFault()
// =====
// Records a Tag Check Fault exception into the appropriate TFSR_ELx.

AArch64.ReportTagCheckFault(bits(2) el, bit ttbr)
    case el of
        when EL3 assert ttbr == '0'; TFSR_EL3.TF0 = '1';
        when EL2 if ttbr == '0' then TFSR_EL2.TF0 = '1'; else TFSR_EL2.TF1 = '1';
        when EL1 if ttbr == '0' then TFSR_EL1.TF0 = '1'; else TFSR_EL1.TF1 = '1';
        when EL0 if ttbr == '0' then TFSR_EL0.TF0 = '1'; else TFSR_EL0.TF1 = '1';

```

## Library pseudocode for aarch64/exceptions/aborts/AArch64.RouteToSErrorOffset

```
// AArch64.RouteToSErrorOffset()
// =====
// Returns TRUE if synchronous External abort exceptions are taken to the
// appropriate SError vector offset, and FALSE otherwise.

boolean AArch64.RouteToSErrorOffset(bits(2) target_el)
    if !IsFeatureImplemented(FEAT_DoubleFault) then return FALSE;

    bit ease_bit;
    case target_el of
        when EL3
            ease_bit = SCR_EL3.EASE;
        when EL2
            if IsFeatureImplemented(FEAT_DoubleFault2) && IsSCTLR2EL2Enabled\(\) then
                ease_bit = SCTLR2_EL2.EASE;
            else
                ease_bit = '0';
        when EL1
            if IsFeatureImplemented(FEAT_DoubleFault2) && IsSCTLR2EL1Enabled\(\) then
                ease_bit = SCTLR2_EL1.EASE;
            else
                ease_bit = '0';
    return (ease_bit == '1');
```

## Library pseudocode for aarch64/exceptions/aborts/AArch64.SPAlignmentFault

```
// AArch64.SPAlignmentFault()
// =====
// Called on an unaligned stack pointer in AArch64 state.

AArch64.SPAlignmentFault()

    bits(64) preferred_exception_return = ThisInstrAddr(64);
    vect_offset = 0x0;

    except = ExceptionSyndrome(Exception\_SPAlignment);

    bits(2) target_el = EL1;
    if UInt(PSTATE.EL) > UInt(EL1) then
        target_el = PSTATE.EL;
    elsif EL2Enabled() && HCR_EL2.TGE == '1' then
        target_el = EL2;
    AArch64.TakeException(target_el, except, preferred_exception_return, vect_offset);
```





```

// AArch64.SyncExternalAbortTarget()
// =====
// Returns the target Exception level for a Synchronous External
// Data or Instruction Abort.

bits(2) AArch64.SyncExternalAbortTarget(FaultRecord fault)
    boolean route_to_el3;

    // The exception is explicitly routed to EL3
    if PSTATE.EL != EL3 then
        route_to_el3 = (HaveEL(EL3) && EffectiveEA() == '1');
    else
        route_to_el3 = FALSE;

    // The exception is explicitly routed to EL2
    bit tea_bit = (if IsFeatureImplemented(FEAT_RAS) && EL2Enabled() then HCR_EL2.TEA else '0');

    boolean route_to_el2;
    if !route_to_el3 && EL2Enabled() && PSTATE.EL == EL1 then
        route_to_el2 = (tea_bit == '1' ||
            fault.accessdesc.acctype == AccessType\_NV2 ||
            IsSecondStage(fault));

    elsif !route_to_el3 && EL2Enabled() && PSTATE.EL == EL0 then
        route_to_el2 = (!IsInHost() && (HCR_EL2.TGE == '1' || tea_bit == '1' ||
            IsSecondStage(fault)));
    else
        route_to_el2 = FALSE;

    boolean route_masked_to_el3;
    boolean route_masked_to_el2;

    if IsFeatureImplemented(FEAT_DoubleFault2) then
        // The masked exception is routed to EL2
        route_masked_to_el2 = (EL2Enabled() && !route_to_el3 &&
            (PSTATE.EL == EL1 && PSTATE.A == '1') &&
            IsHCRXEL2Enabled() && HCRX_EL2.TMEA == '1');

        // The masked exception is routed to EL3
        route_masked_to_el3 = (HaveEL(EL3) &&
            !(route_to_el2 || route_masked_to_el2) &&
            (PSTATE.EL IN {EL2, EL1} && PSTATE.A == '1') &&
            SCR_EL3.TMEA == '1');
    else
        route_masked_to_el2 = FALSE;
        route_masked_to_el3 = FALSE;

    // The exception is taken at EL3
    take_in_el3 = PSTATE.EL == EL3;

    // The exception is taken at EL2 or in the Host EL0
    take_in_el2_0 = ((PSTATE.EL == EL2 || IsInHost()) &&
        !(route_to_el3 || route_masked_to_el3));

    // The exception is taken at EL1 or in the non-Host EL0
    take_in_el1_0 = ((PSTATE.EL == EL1 || (PSTATE.EL == EL0 && !IsInHost())) &&
        !(route_to_el2 || route_masked_to_el2) &&
        !(route_to_el3 || route_masked_to_el3));

    bits(2) target_el;
    if take_in_el3 || route_to_el3 || route_masked_to_el3 then
        target_el = EL3;
    elsif take_in_el2_0 || route_to_el2 || route_masked_to_el2 then
        target_el = EL2;
    elsif take_in_el1_0 then
        target_el = EL1;
    else
        assert(FALSE);

    return target_el;

```

## Library pseudocode for aarch64/exceptions/aborts/AArch64.TagCheckFault

```
// AArch64.TagCheckFault()
// =====
// Handle a Tag Check Fault condition.

AArch64.TagCheckFault(bits(64) vaddress, AccessDescriptor accdesc)
    TCFType tcftype = AArch64.EffectiveTCF(accdesc.el, accdesc.read);

    case tcftype of
        when TCFType\_Sync
            FaultRecord fault = NoFault();
            fault.accessdesc = accdesc;
            fault.write      = accdesc.write;
            fault.statuscode = Fault\_TagCheck;
            AArch64.RaiseTagCheckFault(vaddress, fault);
        when TCFType\_Async
            AArch64.ReportTagCheckFault(accdesc.el, vaddress<55>);
        when TCFType\_Ignore
            return;
        otherwise
            Unreachable();
```

## Library pseudocode for aarch64/exceptions/aborts/BranchTargetException

```
// BranchTargetException()
// =====
// Raise branch target exception.

AArch64.BranchTargetException(bits(52) vaddress)
    bits(64) preferred_exception_return = ThisInstrAddr(64);
    vect_offset = 0x0;

    except = ExceptionSyndrome(Exception\_BranchTarget);
    except.syndrome<1:0> = PSTATE.BTYPE;
    except.syndrome<24:2> = Zeros(23); // RES0

    bits(2) target_el = EL1;
    if UInt(PSTATE.EL) > UInt(EL1) then
        target_el = PSTATE.EL;
    elsif PSTATE.EL == EL0 && EL2Enabled() && HCR_EL2.TGE == '1' then
        target_el = EL2;
    AArch64.TakeException(target_el, except, preferred_exception_return, vect_offset);
```

## Library pseudocode for aarch64/exceptions/aborts/TCFType

```
// TCFType
// =====

enumeration TCFType { TCFType\_Sync, TCFType\_Async, TCFType\_Ignore };
```



```

// TakeGPCEException()
// =====
// Report Granule Protection Exception faults

TakeGPCEException(bits(64) vaddress, FaultRecord fault)
    assert IsFeatureImplemented(FEAT_RME);
    assert IsFeatureImplemented(FEAT_LSE);
    assert IsFeatureImplemented(FEAT_HAFDBS);
    assert IsFeatureImplemented(FEAT_DoubleFault);

    ExceptionRecord except;

    except.exceptype = Exception GPC;
    except.vaddress = ZeroExtend(vaddress, 64);
    except.paddress = fault.paddress;
    except.pavalid = TRUE;

    if IPAVValid(fault) then
        except.ipavalid = TRUE;
        except.NS = if fault.ipaddress.paspace == PAS\_NonSecure then '1' else '0';
        except.ipaddress = fault.ipaddress.address;
    else
        except.ipavalid = FALSE;

    except.syndrome<11> = if fault.hdbssf then '1' else '0'; // HDBSSF
    if fault.accessdesc.acctype == AccessType GCS then
        except.syndrome<8> = '1'; //GCS

    // Populate the fields grouped in ISS
    except.syndrome<24:22> = Zeros(3); // RES0
    except.syndrome<21> = if fault.gpcfs2walk then '1' else '0'; // S2PTW
    if fault.accessdesc.acctype == AccessType IFETCH then
        except.syndrome<20> = '1'; // InD
    else
        except.syndrome<20> = '0'; // InD
    except.syndrome<19:14> = EncodeGPCSC(fault.gpcf); // GPCSC
    if IsFeatureImplemented(FEAT_NV2) && fault.accessdesc.acctype == AccessType NV2 then
        except.syndrome<13> = '1'; // VNCR
    else
        except.syndrome<13> = '0'; // VNCR
    except.syndrome<12:11> = '00'; // RES0
    except.syndrome<10:9> = '00'; // RES0

    if fault.accessdesc.acctype IN {AccessType DC, AccessType IC, AccessType AT} then
        except.syndrome<8> = '1'; // CM
    else
        except.syndrome<8> = '0'; // CM

    except.syndrome<7> = if fault.s2fslwalk then '1' else '0'; // S1PTW

    if fault.accessdesc.acctype IN {AccessType DC, AccessType IC, AccessType AT} then
        except.syndrome<6> = '1'; // WnR
    elseif fault.statuscode IN {Fault\_HWUpdateAccessFlag, Fault\_Exclusive} then
        except.syndrome<6> = bit UNKNOWN; // WnR
    elseif fault.accessdesc.atomicop && IsExternalAbort(fault) then
        except.syndrome<6> = bit UNKNOWN; // WnR
    else
        except.syndrome<6> = if fault.write then '1' else '0'; // WnR

    except.syndrome<5:0> = EncodeLDFSC(fault.statuscode, fault.level); // xFSC

    bits(64) preferred_exception_return = ThisInstrAddr(64);
    bits(2) target_el = EL3;

    integer vect_offset;
    if IsExternalAbort(fault) && AArch64.RouteToSErrorOffset(target_el) then
        vect_offset = 0x180;
    else
        vect_offset = 0x0;

```

```
AArch64.TakeException(target_el, except, preferred_exception_return, vect_offset);
```

### Library pseudocode for aarch64/exceptions/async/AArch64.TakeDelegatedSErrorException

```
// AArch64.TakeDelegatedSErrorException()
// =====

AArch64.TakeDelegatedSErrorException()
    assert IsFeatureImplemented(FEAT_E3DSE) && PSTATE.EL != EL3 && SCR_EL3.<EndDSE,DSE> == '11';

    bits(64) preferred_exception_return = ThisInstrAddr(64);
    vect_offset = 0x180;
    except = ExceptionSyndrome(Exception\_SError);

    bits(2) target_el;
    boolean dsei_masked;
    (dsei_masked, target_el) = AArch64.DelegatedSErrorTarget();
    assert !dsei_masked;
    except.syndrome<24> = VSESR_EL3.IDS;
    except.syndrome<23:0> = VSESR_EL3.ISS;
    ClearPendingDelegatedSError();

    AArch64.TakeException(target_el, except, preferred_exception_return, vect_offset);
```

### Library pseudocode for aarch64/exceptions/async/AArch64.TakePhysicalFIQException

```
// AArch64.TakePhysicalFIQException()
// =====

AArch64.TakePhysicalFIQException()

    route_to_el3 = HaveEL(EL3) && SCR_EL3.FIQ == '1';
    route_to_el2 = (PSTATE.EL IN {EL0, EL1} && EL2Enabled() &&
        (HCR_EL2.TGE == '1' || HCR_EL2.FMO == '1'));
    bits(64) preferred_exception_return = ThisInstrAddr(64);
    vect_offset = 0x100;
    except = ExceptionSyndrome(Exception\_FIQ);

    if route_to_el3 then
        AArch64.TakeException(EL3, except, preferred_exception_return, vect_offset);
    elsif PSTATE.EL == EL2 || route_to_el2 then
        assert PSTATE.EL != EL3;
        AArch64.TakeException(EL2, except, preferred_exception_return, vect_offset);
    else
        assert PSTATE.EL IN {EL0, EL1};
        AArch64.TakeException(EL1, except, preferred_exception_return, vect_offset);
```

## Library pseudocode for aarch64/exceptions/async/AArch64.TakePhysicalIRQException

```
// AArch64.TakePhysicalIRQException()
// =====
// Take an enabled physical IRQ exception.

AArch64.TakePhysicalIRQException()

    route_to_el3 = HaveEL(EL3) && SCR_EL3.IRQ == '1';
    route_to_el2 = (PSTATE.EL IN {EL0, EL1} && EL2Enabled() &&
                    (HCR_EL2.TGE == '1' || HCR_EL2.IMO == '1'));
    bits(64) preferred_exception_return = ThisInstrAddr(64);
    vect_offset = 0x80;

    except = ExceptionSyndrome(Exception_IRQ);

    if route_to_el3 then
        AArch64.TakeException(EL3, except, preferred_exception_return, vect_offset);
    elsif PSTATE.EL == EL2 || route_to_el2 then
        assert PSTATE.EL != EL3;
        AArch64.TakeException(EL2, except, preferred_exception_return, vect_offset);
    else
        assert PSTATE.EL IN {EL0, EL1};
        AArch64.TakeException(EL1, except, preferred_exception_return, vect_offset);
```

## Library pseudocode for aarch64/exceptions/async/AArch64.TakePhysicalSErrorException

```
// AArch64.TakePhysicalSErrorException()
// =====

AArch64.TakePhysicalSErrorException(boolean implicit_esb)

    route_to_el3 = HaveEL(EL3) && SCR_EL3.EA == '1';
    route_to_el2 = (PSTATE.EL IN {EL0, EL1} && EL2Enabled() &&
                    (HCR_EL2.TGE == '1' || (!IsInHost() && HCR_EL2.AMO == '1')));
    bits(64) preferred_exception_return = ThisInstrAddr(64);
    vect_offset = 0x180;

    bits(2) target_el;
    if PSTATE.EL == EL3 || route_to_el3 then
        target_el = EL3;
    elsif PSTATE.EL == EL2 || route_to_el2 then
        target_el = EL2;
    else
        target_el = EL1;

    except = ExceptionSyndrome(Exception_SError);
    bits(25) syndrome = AArch64.PhysicalSErrorSyndrome(implicit_esb);
    if IsSErrorEdgeTriggered() then
        ClearPendingPhysicalSError();
    except.syndrome = syndrome;
    AArch64.TakeException(target_el, except, preferred_exception_return, vect_offset);
```

## Library pseudocode for aarch64/exceptions/async/AArch64.TakeVirtualFIQException

```
// AArch64.TakeVirtualFIQException()
// =====

AArch64.TakeVirtualFIQException()
    assert PSTATE.EL IN {EL0, EL1} && EL2Enabled();
    assert HCR_EL2.TGE == '0' && HCR_EL2.FMO == '1'; // Virtual IRQ enabled if TGE==0 and FMO==1

    bits(64) preferred_exception_return = ThisInstrAddr(64);
    vect_offset = 0x100;

    except = ExceptionSyndrome(Exception_FIQ);

    AArch64.TakeException(EL1, except, preferred_exception_return, vect_offset);
```

## Library pseudocode for aarch64/exceptions/async/AArch64.TakeVirtualIRQException

```
// AArch64.TakeVirtualIRQException()
// =====

AArch64.TakeVirtualIRQException()
    assert PSTATE.EL IN {EL0, EL1} && EL2Enabled();
    assert HCR_EL2.TGE == '0' && HCR_EL2.IMO == '1'; // Virtual IRQ enabled if TGE==0 and IMO==1

    bits(64) preferred_exception_return = ThisInstrAddr(64);
    vect_offset = 0x80;

    except = ExceptionSyndrome(Exception_IRQ);

    AArch64.TakeException(EL1, except, preferred_exception_return, vect_offset);
```

## Library pseudocode for aarch64/exceptions/async/AArch64.TakeVirtualSErrorException

```
// AArch64.TakeVirtualSErrorException()
// =====

AArch64.TakeVirtualSErrorException()

    assert PSTATE.EL IN {EL0, EL1} && EL2Enabled();
    assert HCR_EL2.TGE == '0' && HCR_EL2.AMO == '1'; // Virtual SError enabled if TGE==0 and AMO==1

    bits(64) preferred_exception_return = ThisInstrAddr(64);
    vect_offset = 0x180;
    except = ExceptionSyndrome(Exception_SError);

    if IsFeatureImplemented(FEAT_RAS) then
        except.syndrome<24> = VSESR_EL2.IDS;
        except.syndrome<23:0> = VSESR_EL2.ISS;
    else
        bits(25) syndrome = bits(25) IMPLEMENTATION_DEFINED "Virtual SError syndrome";
        impdef_syndrome = syndrome<24> == '1';
        if impdef_syndrome then except.syndrome = syndrome;

    ClearPendingVirtualSError();
    AArch64.TakeException(EL1, except, preferred_exception_return, vect_offset);
```

## Library pseudocode for aarch64/exceptions/debug/AArch64.BreakpointException

```
// AArch64.BreakpointException()
// =====

AArch64.BreakpointException(FaultRecord fault)
    assert PSTATE.EL != EL3;

    route_to_el2 = (PSTATE.EL IN {EL0, EL1} && EL2Enabled() &&
        (HCR_EL2.TGE == '1' || MDCR_EL2.TDE == '1'));

    bits(64) preferred_exception_return = ThisInstrAddr(64);
    bits(2) target_el;
    vect_offset = 0x0;
    target_el = if (PSTATE.EL == EL2 || route_to_el2) then EL2 else EL1;

    vaddress = bits(64) UNKNOWN;
    except = AArch64.AbortSyndrome(Exception_Breakpoint, fault, vaddress, target_el);
    AArch64.TakeException(target_el, except, preferred_exception_return, vect_offset);
```



## Library pseudocode for aarch64/exceptions/debug/AArch64.SoftwareBreakpoint

```
// AArch64.SoftwareBreakpoint()
// =====

AArch64.SoftwareBreakpoint(bits(16) immediate)

    route_to_el2 = (PSTATE.EL IN {EL0, EL1} &&
                    EL2Enabled() && (HCR_EL2.TGE == '1' || MDCR_EL2.TDE == '1'));

    bits(64) preferred_exception_return = ThisInstrAddr(64);
    vect_offset = 0x0;

    except = ExceptionSyndrome(Exception_SoftwareBreakpoint);
    except.syndrome<15:0> = immediate;

    if UInt(PSTATE.EL) > UInt(EL1) then
        AArch64.TakeException(PSTATE.EL, except, preferred_exception_return, vect_offset);
    elsif route_to_el2 then
        AArch64.TakeException(EL2, except, preferred_exception_return, vect_offset);
    else
        AArch64.TakeException(EL1, except, preferred_exception_return, vect_offset);
```

## Library pseudocode for aarch64/exceptions/debug/AArch64.SoftwareStepException

```
// AArch64.SoftwareStepException()
// =====

AArch64.SoftwareStepException()
    assert PSTATE.EL != EL3;

    route_to_el2 = (PSTATE.EL IN {EL0, EL1} && EL2Enabled() &&
                    (HCR_EL2.TGE == '1' || MDCR_EL2.TDE == '1'));

    bits(64) preferred_exception_return = ThisInstrAddr(64);
    vect_offset = 0x0;

    except = ExceptionSyndrome(Exception_SoftwareStep);
    if SoftwareStep_DidNotStep() then
        except.syndrome<24> = '0';
    else
        except.syndrome<24> = '1';
        except.syndrome<6> = if SoftwareStep_SteppedEX() then '1' else '0';
    except.syndrome<5:0> = '100010'; // IFSC = Debug Exception

    if PSTATE.EL == EL2 || route_to_el2 then
        AArch64.TakeException(EL2, except, preferred_exception_return, vect_offset);
    else
        AArch64.TakeException(EL1, except, preferred_exception_return, vect_offset);
```

## Library pseudocode for aarch64/exceptions/debug/AArch64.VectorCatchException

```
// AArch64.VectorCatchException()
// =====
// Vector Catch taken from EL0 or EL1 to EL2. This can only be called when debug exceptions are
// being routed to EL2, as Vector Catch is a legacy debug event.

AArch64.VectorCatchException(FaultRecord fault)
    assert PSTATE.EL != EL2;
    assert EL2Enabled() && (HCR_EL2.TGE == '1' || MDCR_EL2.TDE == '1');

    bits(64) preferred_exception_return = ThisInstrAddr(64);
    vect_offset = 0x0;

    vaddress = bits(64) UNKNOWN;
    except = AArch64.AbortSyndrome(Exception_VectorCatch, fault, vaddress, EL2);

    AArch64.TakeException(EL2, except, preferred_exception_return, vect_offset);
```

## Library pseudocode for aarch64/exceptions/debug/AArch64.WatchpointException

```
// AArch64.WatchpointException()
// =====

AArch64.WatchpointException(bits(64) vaddress, FaultRecord fault)
    assert PSTATE.EL != EL3;

    route_to_el2 = (PSTATE.EL IN {EL0, EL1} && EL2Enabled() &&
        (HCR_EL2.TGE == '1' || MDCR_EL2.TDE == '1'));

    bits(64) preferred_exception_return = ThisInstrAddr(64);
    bits(2) target_el;
    vect_offset = 0x0;
    target_el = if (PSTATE.EL == EL2 || route_to_el2) then EL2 else EL1;

    ExceptionRecord except;
    if IsFeatureImplemented(FEAT_NV2) && fault.accessdesc.acctype == AccessType NV2 then
        except = AArch64.AbortSyndrome(Exception\_NV2Watchpoint, fault, vaddress, target_el);
    else
        except = AArch64.AbortSyndrome(Exception Watchpoint, fault, vaddress, target_el);
    AArch64.TakeException(target_el, except, preferred_exception_return, vect_offset);
```

## Library pseudocode for aarch64/exceptions/exceptions/AArch64.ExceptionClass

```
// AArch64.ExceptionClass()
// =====
// Returns the Exception Class and Instruction Length fields to be reported in ESR

(integer,bit) AArch64.ExceptionClass(Exception exceptype, bits(2) target_el)

    il_is_valid = TRUE;
    from_32 = UsingAArch32();
    integer ec;
    case exceptype of
        when Exception Uncategorized          ec = 0x00; il_is_valid = FALSE;
        when Exception WxTrap                  ec = 0x01;
        when Exception CP15RRTTrap              ec = 0x03; assert from_32;
        when Exception CP15RRTTrap              ec = 0x04; assert from_32;
        when Exception CP14RRTTrap              ec = 0x05; assert from_32;
        when Exception CP14DTTrap               ec = 0x06; assert from_32;
        when Exception AdvSIMDFPAccessTrap      ec = 0x07;
        when Exception FPIDTrap                 ec = 0x08;
        when Exception PACTrap                  ec = 0x09;
        when Exception LDST64BTrap              ec = 0x0A;
        when Exception TSTARTAccessTrap        ec = 0x1B;
        when Exception GPC                     ec = 0x1E;
        when Exception CP14RRTTrap              ec = 0x0C; assert from_32;
        when Exception BranchTarget            ec = 0x0D;
        when Exception IllegalState            ec = 0x0E; il_is_valid = FALSE;
        when Exception SupervisorCall          ec = 0x11;
        when Exception HypervisorCall          ec = 0x12;
        when Exception MonitorCall            ec = 0x13;
        when Exception SystemRegisterTrap      ec = 0x18; assert !from_32;
        when Exception SystemRegister128Trap   ec = 0x14; assert !from_32;
        when Exception SVEAccessTrap           ec = 0x19; assert !from_32;
        when Exception ERetTrap                ec = 0x1A; assert !from_32;
        when Exception PACFail                 ec = 0x1C; assert !from_32;
        when Exception SMEAccessTrap           ec = 0x1D; assert !from_32;
        when Exception InstructionAbort        ec = 0x20; il_is_valid = FALSE;
        when Exception PCAlignment             ec = 0x22; il_is_valid = FALSE;
        when Exception DataAbort               ec = 0x24;
        when Exception NV2DataAbort            ec = 0x25;
        when Exception SPAlignment             ec = 0x26; il_is_valid = FALSE; assert !from_32;
        when Exception MemCpyMemSet             ec = 0x27;
        when Exception GCSFail                 ec = 0x2D; assert !from_32;
        when Exception FPTrappedException      ec = 0x28;
        when Exception SError                  ec = 0x2F; il_is_valid = FALSE;
        when Exception Breakpoint              ec = 0x30; il_is_valid = FALSE;
        when Exception SoftwareStep            ec = 0x32; il_is_valid = FALSE;
        when Exception Watchpoint              ec = 0x34; il_is_valid = FALSE;
        when Exception NV2Watchpoint           ec = 0x35; il_is_valid = FALSE;
        when Exception SoftwareBreakpoint      ec = 0x38;
        when Exception VectorCatch            ec = 0x3A; il_is_valid = FALSE; assert from_32;
        when Exception PMU                    ec = 0x3D;
        otherwise                               Unreachable();

    if ec IN {0x20,0x24,0x30,0x32,0x34} && target_el == PSTATE.EL then
        ec = ec + 1;

    if ec IN {0x11,0x12,0x13,0x28,0x38} && !from_32 then
        ec = ec + 4;

    bit il;
    if il_is_valid then
        il = if ThisInstrLength() == 32 then '1' else '0';
    else
        il = '1';
    assert from_32 || il == '1'; // AArch64 instructions always 32-bit

    return (ec,il);
```

## Library pseudocode for aarch64/exceptions/exceptions/AArch64.ReportException

```
// AArch64.ReportException()
// =====
// Report syndrome information for exception taken to AArch64 state.

AArch64.ReportException(ExceptionRecord except, bits(2) target_el)

    Exception exceptype = except.exceptype;

    (ec,il) = AArch64.ExceptionClass(exceptype, target_el);
    iss = except.syndrome;
    iss2 = except.syndrome2;

    // IL is not valid for Data Abort exceptions without valid instruction syndrome information
    if ec IN {0x24,0x25} && iss<24> == '0' then
        il = '1';

    ESR_EL[target_el] = (Zeros(8) : // <63:56>
                        iss2      : // <55:32>
                        ec<5:0>   : // <31:26>
                        il        : // <25>
                        iss);      // <24:0>

    if exceptype IN {
        Exception_InstructionAbort,
        Exception_PCAlignment,
        Exception_DataAbort,
        Exception_NV2DataAbort,
        Exception_NV2Watchpoint,
        Exception_GPC,
        Exception_Watchpoint
    } then
        FAR_EL[target_el] = except.vaddress;
    else
        FAR_EL[target_el] = bits(64) UNKNOWN;

    if except.ipavalid then
        HPFAR_EL2<47:4> = except.ipaddress<55:12>;
        if IsSecureEL2Enabled() && CurrentSecurityState() == SS_Secure then
            HPFAR_EL2.NS = except.NS;
        else
            HPFAR_EL2.NS = '0';
    elsif target_el == EL2 then
        HPFAR_EL2<47:4> = bits(44) UNKNOWN;

    if except.pavalid then
        bits(64) faultaddr = ZeroExtend(except.paddress.address, 64);
        if IsFeatureImplemented(FEAT_RME) then
            case except.paddress.paspace of
                when PAS_Secure      faultaddr<63:62> = '00';
                when PAS_NonSecure   faultaddr<63:62> = '10';
                when PAS_Root        faultaddr<63:62> = '01';
                when PAS_Realm       faultaddr<63:62> = '11';
            if exceptype == Exception_GPC then
                faultaddr<11:0> = Zeros(12);
            else
                faultaddr<63> = if except.paddress.paspace == PAS_NonSecure then '1' else '0';
                PFAR_EL[target_el] = faultaddr;
        elsif (IsFeatureImplemented(FEAT_PFAR) ||
            (IsFeatureImplemented(FEAT_RME) && target_el == EL3)) then
            PFAR_EL[target_el] = bits(64) UNKNOWN;
    return;
```

## Library pseudocode for aarch64/exceptions/exceptions/AArch64.ResetControlRegisters

```
// AArch64.ResetControlRegisters()  
// =====  
// Resets System registers and memory-mapped control registers that have architecturally-defined  
// reset values to those values.  
  
AArch64.ResetControlRegisters(boolean cold_reset);
```

## Library pseudocode for aarch64/exceptions/exceptions/AArch64.TakeReset

```
// AArch64.TakeReset()
// =====
// Reset into AArch64 state

AArch64.TakeReset(boolean cold_reset)
    assert HaveAArch64();

    // Enter the highest implemented Exception level in AArch64 state
    PSTATE.nRW = '0';
    if HaveEL(EL3) then
        PSTATE.EL = EL3;
    elsif HaveEL(EL2) then
        PSTATE.EL = EL2;
    else
        PSTATE.EL = EL1;

    // Reset System registers
    // and other system components
    AArch64.ResetControlRegisters(cold_reset);

    // Reset all other PSTATE fields
    PSTATE.SP = '1'; // Select stack pointer
    PSTATE.<D,A,I,F> = '1111'; // All asynchronous exceptions masked
    PSTATE.SS = '0'; // Clear software step bit
    PSTATE.DIT = '0'; // PSTATE.DIT is reset to 0 when resetting into AArch64
    if IsFeatureImplemented(FEAT_PAuth_LR) then
        PSTATE.PACM = '0'; // PAC modifier
    if IsFeatureImplemented(FEAT_SME) then
        PSTATE.<SM,ZA> = '00'; // Disable Streaming SVE mode & ZA storage
        ResetSMEState('0');
    PSTATE.IL = '0'; // Clear Illegal Execution state bit

    if IsFeatureImplemented(FEAT_TME) then TSTATE.depth = 0; // Non-transactional state

    // All registers, bits and fields not reset by the above pseudocode or by the BranchTo() call
    // below are UNKNOWN bitstrings after reset. In particular, the return information registers
    // ELR_ELx and SPSR_ELx have UNKNOWN values, so that it
    // is impossible to return from a reset in an architecturally defined way.
    AArch64.ResetGeneralRegisters();
    if IsFeatureImplemented(FEAT_SME) || IsFeatureImplemented(FEAT_SVE) then
        ResetSVERegisters();
    else
        AArch64.ResetSIMDFPRegisters();
        AArch64.ResetSpecialRegisters();
        ResetExternalDebugRegisters(cold_reset);

    bits(64) rv; // IMPLEMENTATION DEFINED reset vector

    if HaveEL(EL3) then
        rv = RVBAR_EL3;
    elsif HaveEL(EL2) then
        rv = RVBAR_EL2;
    else
        rv = RVBAR_EL1;

    // The reset vector must be correctly aligned
    constant integer pamax = AArch64.PAMax();
    assert IsZero(rv<63:pamax>) && IsZero(rv<1:0>);

    boolean branch_conditional = FALSE;
    EDPRSR.R = '0'; // Leaving Reset State.
    BranchTo(rv, BranchType_RESET, branch_conditional);
```

## Library pseudocode for aarch64/exceptions/ieeefp/AArch64.FPTrappedException

```
// AArch64.FPTrappedException()
// =====

AArch64.FPTrappedException(boolean is_ase, bits(8) accumulated_exceptions)
    except = ExceptionSyndrome(Exception\_FPTrappedException);
    if is_ase then
        if boolean IMPLEMENTATION_DEFINED "vector instructions set TFV to 1" then
            except.syndrome<23> = '1'; // TFV
        else
            except.syndrome<23> = '0'; // TFV
    else
        except.syndrome<23> = '1'; // TFV
    except.syndrome<10:8> = bits(3) UNKNOWN; // VECITR
    if except.syndrome<23> == '1' then
        except.syndrome<7,4:0> = accumulated_exceptions<7,4:0>; // IDF,IXF,UFF,OFF,DZF,IOF
    else
        except.syndrome<7,4:0> = bits(6) UNKNOWN;

    route_to_el2 = EL2Enabled() && HCR_EL2.TGE == '1';

    bits(64) preferred_exception_return = ThisInstrAddr(64);
    vect_offset = 0x0;

    if UInt(PSTATE.EL) > UInt(EL1) then
        AArch64.TakeException(PSTATE.EL, except, preferred_exception_return, vect_offset);
    elsif route_to_el2 then
        AArch64.TakeException(EL2, except, preferred_exception_return, vect_offset);
    else
        AArch64.TakeException(EL1, except, preferred_exception_return, vect_offset);
```

## Library pseudocode for aarch64/exceptions/syscalls/AArch64.CallHypervisor

```
// AArch64.CallHypervisor()
// =====
// Performs a HVC call

AArch64.CallHypervisor(bits(16) immediate)
    assert HaveEL(EL2);

    if UsingAArch32() then AArch32.ITAdvance();
    SSAdvance();
    bits(64) preferred_exception_return = NextInstrAddr(64);
    vect_offset = 0x0;

    except = ExceptionSyndrome(Exception\_HypervisorCall);
    except.syndrome<15:0> = immediate;

    if IsFeatureImplemented(FEAT_PAuth_LR) then PSTATE.PACM = '0';
    if PSTATE.EL == EL3 then
        AArch64.TakeException(EL3, except, preferred_exception_return, vect_offset);
    else
        AArch64.TakeException(EL2, except, preferred_exception_return, vect_offset);
```

## Library pseudocode for aarch64/exceptions/syscalls/AArch64.CallSecureMonitor

```
// AArch64.CallSecureMonitor()
// =====

AArch64.CallSecureMonitor(bits(16) immediate)
    assert HaveEL(EL3) && !ELUsingAArch32(EL3);
    if UsingAArch32() then AArch32.ITAdvance();
    HSAdvance();
    SSAdvance();
    bits(64) preferred_exception_return = NextInstrAddr(64);
    vect_offset = 0x0;

    except = ExceptionSyndrome(Exception_MonitorCall);
    except.syndrome<15:0> = immediate;
    if IsFeatureImplemented(FEAT_PAuth_LR) then PSTATE.PACM = '0';
    AArch64.TakeException(EL3, except, preferred_exception_return, vect_offset);
```

## Library pseudocode for aarch64/exceptions/syscalls/AArch64.CallSupervisor

```
// AArch64.CallSupervisor()
// =====
// Calls the Supervisor

AArch64.CallSupervisor(bits(16) immediate)
    if UsingAArch32() then AArch32.ITAdvance();
    SSAdvance();
    route_to_el2 = PSTATE.EL == EL0 && EL2Enabled() && HCR_EL2.TGE == '1';

    bits(64) preferred_exception_return = NextInstrAddr(64);
    vect_offset = 0x0;

    except = ExceptionSyndrome(Exception_SupervisorCall);
    except.syndrome<15:0> = immediate;
    if IsFeatureImplemented(FEAT_PAuth_LR) then PSTATE.PACM = '0';
    if UInt(PSTATE.EL) > UInt(EL1) then
        AArch64.TakeException(PSTATE.EL, except, preferred_exception_return, vect_offset);
    elseif route_to_el2 then
        AArch64.TakeException(EL2, except, preferred_exception_return, vect_offset);
    else
        AArch64.TakeException(EL1, except, preferred_exception_return, vect_offset);
```





```

// AArch64.TakeException()
// =====
// Take an exception to an Exception level using AArch64.

AArch64.TakeException(bits(2) target_el, ExceptionRecord exception_in,
                      bits(64) preferred_exception_return, integer vect_offset_in)
assert HaveEL(target_el) && !ELUsingAArch32(target_el) && UInt(target_el) >= UInt(PSTATE.EL);
if Halted() then
    AArch64.TakeExceptionInDebugState(target_el, exception_in);
    return;
ExceptionRecord except = exception_in;
boolean sync_errors;
boolean iesb_req;
if IsFeatureImplemented(FEAT_IESB) then
    sync_errors = SCTLR_EL[target_el].IESB == '1';
    if IsFeatureImplemented(FEAT_DoubleFault) then
        sync_errors = sync_errors || (SCR_EL3.<EA,NMEA> == '11' && target_el == EL3);
    if sync_errors && InsertIESBBeforeException(target_el) then
        SynchronizeErrors();
        iesb_req = FALSE;
        sync_errors = FALSE;
        TakeUnmaskedPhysicalSErrorInterrupts(iesb_req);
else
    sync_errors = FALSE;

if IsFeatureImplemented(FEAT_TME) && TSTATE.depth > 0 then
    TMFailure cause;
    case except.exception_type of
        when Exception\_SoftwareBreakpoint cause = TMFailure\_DBG;
        when Exception\_Breakpoint cause = TMFailure\_DBG;
        when Exception\_Watchpoint cause = TMFailure\_DBG;
        when Exception\_SoftwareStep cause = TMFailure\_DBG;
        otherwise cause = TMFailure\_ERR;
    FailTransaction(cause, FALSE);

boolean brbe_source_allowed = FALSE;
bits(64) brbe_source_address = Zeros(64);
if IsFeatureImplemented(FEAT_BRBE) then
    brbe_source_allowed = BranchRecordAllowed(PSTATE.EL);
    brbe_source_address = preferred_exception_return;

if !IsFeatureImplemented(FEAT_ExS) || SCTLR_EL[target_el].EIS == '1' then
    SynchronizeContext();

// If coming from AArch32 state, the top parts of the X[] registers might be set to zero
from_32 = UsingAArch32();
if from_32 then AArch64.MaybeZeroRegisterUppers();
if from_32 && IsFeatureImplemented(FEAT_SME) && PSTATE.SM == '1' then
    ResetSVEState();
else
    MaybeZeroSVEUppers(target_el);

integer vect_offset = vect_offset_in;
if UInt(target_el) > UInt(PSTATE.EL) then
    boolean lower_32;
    if target_el == EL3 then
        if EL2Enabled() then
            lower_32 = ELUsingAArch32(EL2);
        else
            lower_32 = ELUsingAArch32(EL1);
    elsif IsInHost() && PSTATE.EL == EL0 && target_el == EL2 then
        lower_32 = ELUsingAArch32(EL0);
    else
        lower_32 = ELUsingAArch32(target_el - 1);
    vect_offset = vect_offset + (if lower_32 then 0x600 else 0x400);

elsif PSTATE.SP == '1' then
    vect_offset = vect_offset + 0x200;

bits(64) spsr = GetPSRFromPSTATE(AArch64\_NonDebugState, 64);

```

```

if PSTATE.EL == EL1 && target_el == EL1 && EL2Enabled() then
    if EffectiveHCR EL2 NVx() IN {'x01', '111'} then
        spsr<3:2> = '10';

if IsFeatureImplemented(FEAT_BTI) && !UsingAArch32() then
    boolean zero_btype;
    // SPSR_ELx[].BTYPEx is only guaranteed valid for these exception types
    if except.exceptype IN {Exception\_SError, Exception\_IRQ, Exception\_FIQ,
        Exception\_SoftwareStep, Exception\_PCAlignment,
        Exception\_InstructionAbort, Exception\_Breakpoint,
        Exception\_VectorCatch, Exception\_SoftwareBreakpoint,
        Exception\_IllegalState, Exception\_BranchTarget} then
        zero_btype = FALSE;
    else
        zero_btype = ConstrainUnpredictableBool(Unpredictable\_ZEROBTYPEx);
    if zero_btype then spsr<11:10> = '00';

if (IsFeatureImplemented(FEAT_NV2) &&
    except.exceptype == Exception\_NV2DataAbort && target_el == EL3) then
    // External aborts are configured to be taken to EL3
    except.exceptype = Exception\_DataAbort;
if !(except.exceptype IN {Exception\_IRQ, Exception\_FIQ}) then
    AArch64.ReportException(except, target_el);

if IsFeatureImplemented(FEAT_BRBE) then
    bits(64) brbe_target_address = VBAR\_EL[target_el]<63:11>:vect_offset<10:0>;
    BRBEException(except, brbe_source_allowed, brbe_source_address,
        brbe_target_address, target_el,
        except.trappedsyscallinst);

if IsFeatureImplemented(FEAT_GCS) then
    if PSTATE.EL == target_el then
        if GetCurrentEXLOCKEN() then
            PSTATE.EXLOCK = '1';
        else
            PSTATE.EXLOCK = '0';
    else
        PSTATE.EXLOCK = '0';

PSTATE.EL = target_el;
PSTATE.nRW = '0';
PSTATE.SP = '1';

SPSR\_ELx[] = spsr;
ELR\_ELx[] = preferred_exception_return;

PSTATE.SS = '0';
if IsFeatureImplemented(FEAT_NMI) then
    PSTATE.ALLINT = NOT SCTLRL_ELx[].SPINTMASK;
PSTATE.<D,A,I,F> = '1111';
PSTATE.IL = '0';
if from_32 then // Coming from AArch32
    PSTATE.IT = '00000000';
    PSTATE.T = '0'; // PSTATE.J is RES0
if (IsFeatureImplemented(FEAT_PAN) && (PSTATE.EL == EL1 ||
    (PSTATE.EL == EL2 && ELIsInHost(EL0))) &&
    SCTLRL_ELx[].SPAN == '0') then
    PSTATE.PAN = '1';
if IsFeatureImplemented(FEAT_UAO) then PSTATE.UAO = '0';
if IsFeatureImplemented(FEAT_BTI) then PSTATE.BTYPE = '00';
if IsFeatureImplemented(FEAT_SSBS) then PSTATE.SSBS = SCTLRL_ELx[].DSSBS;
if IsFeatureImplemented(FEAT_MTE) then PSTATE.TCO = '1';
if IsFeatureImplemented(FEAT_PAuth_LR) then PSTATE.PACM = '0';
if IsFeatureImplemented(FEAT_EBEP) then PSTATE.PM = '1';
if IsFeatureImplemented(FEAT_SEBEP) then
    PSTATE.PPEND = '0';
    ShouldSetPPEND = FALSE;

boolean branch_conditional = FALSE;

```

```

BranchTo(VBAR_ELx[] <63:11>: vect_offset <10:0>, BranchType_EXCEPTION, branch_conditional);

CheckExceptionCatch(TRUE); // Check for debug event on exception entry

if sync_errors then
    SynchronizeErrors();
    iesb_req = TRUE;
    TakeUnmaskedPhysicalSErrorInterrupts(iesb_req);

EndOfInstruction();

```

## Library pseudocode for aarch64/exceptions/traps/AArch64.AArch32SystemAccessTrap

```

// AArch64.AArch32SystemAccessTrap()
// =====
// Trapped AARCH32 System register access.

AArch64.AArch32SystemAccessTrap(bits(2) target_el, integer ec)
    assert HaveEL(target_el) && target_el != ELO && UInt(target_el) >= UInt(PSTATE.EL);

    bits(64) preferred_exception_return = ThisInstrAddr(64);
    vect_offset = 0x0;

    except = AArch64.AArch32SystemAccessTrapSyndrome(ThisInstr(), ec);
    AArch64.TakeException(target_el, except, preferred_exception_return, vect_offset);

```



```

// AArch64.AArch32SystemAccessTrapSyndrome()
// =====
// Returns the syndrome information for traps on AArch32 MCR, MCRR, MRC, MRRC, and VMRS,
// VMRS instructions, other than traps that are due to HCPTR or CPACR.

ExceptionRecord AArch64.AArch32SystemAccessTrapSyndrome(bits(32) instr, integer ec)
    ExceptionRecord except;

    case ec of
        when 0x0    except = ExceptionSyndrome(Exception\_Uncategorized);
        when 0x3    except = ExceptionSyndrome(Exception\_CP15RTTrap);
        when 0x4    except = ExceptionSyndrome(Exception\_CP15RRTTrap);
        when 0x5    except = ExceptionSyndrome(Exception\_CP14RTTrap);
        when 0x6    except = ExceptionSyndrome(Exception\_CP14DTTrap);
        when 0x7    except = ExceptionSyndrome(Exception\_AdvSIMDFPAccessTrap);
        when 0x8    except = ExceptionSyndrome(Exception\_FPIDTrap);
        when 0xC    except = ExceptionSyndrome(Exception\_CP14RRTTrap);
        otherwise   Unreachable();

    bits(20) iss = Zeros(20);

    if except.exceptype == Exception\_Uncategorized then
        return except;
    elseif except.exceptype IN {Exception\_FPIDTrap, Exception\_CP14RTTrap,
                               Exception\_CP15RTTrap} then
        // Trapped MRC/MCR, VMRS on FPSID
        if except.exceptype != Exception\_FPIDTrap then // When trap is not for VMRS
            iss<19:17> = instr<7:5>; // opc2
            iss<16:14> = instr<23:21>; // opc1
            iss<13:10> = instr<19:16>; // CRn
            iss<4:1>   = instr<3:0>; // CRm
        else
            iss<19:17> = '000';
            iss<16:14> = '111';
            iss<13:10> = instr<19:16>; // reg
            iss<4:1>   = '0000';

        if instr<20> == '1' && instr<15:12> == '1111' then // MRC, Rt==15
            iss<9:5> = '11111';
        elseif instr<20> == '0' && instr<15:12> == '1111' then // MCR, Rt==15
            iss<9:5> = bits(5) UNKNOWN;
        else
            iss<9:5> = LookUpRIndex(UInt(instr<15:12>), PSTATE.M)<4:0>;
    elseif except.exceptype IN {Exception\_CP14RRTTrap, Exception\_AdvSIMDFPAccessTrap,
                               Exception\_CP15RRTTrap} then
        // Trapped MRRC/MCRR, VMRS/VMRS
        iss<19:16> = instr<7:4>; // opc1
        if instr<19:16> == '1111' then // Rt2==15
            iss<14:10> = bits(5) UNKNOWN;
        else
            iss<14:10> = LookUpRIndex(UInt(instr<19:16>), PSTATE.M)<4:0>;

        if instr<15:12> == '1111' then // Rt==15
            iss<9:5> = bits(5) UNKNOWN;
        else
            iss<9:5> = LookUpRIndex(UInt(instr<15:12>), PSTATE.M)<4:0>;
        iss<4:1>   = instr<3:0>; // CRm
    elseif except.exceptype == Exception\_CP14DTTrap then
        // Trapped LDC/STC
        iss<19:12> = instr<7:0>; // imm8
        iss<4>     = instr<23>; // U
        iss<2:1>   = instr<24,21>; // P,W
        if instr<19:16> == '1111' then // Rn==15, LDC(Literal addressing)/STC
            iss<9:5> = bits(5) UNKNOWN;
            iss<3>   = '1';
        iss<0> = instr<20>; // Direction

    except.syndrome<24:20> = ConditionSyndrome();
    except.syndrome<19:0> = iss;

```

```
return except;
```

## Library pseudocode for aarch64/exceptions/traps/AArch64.AdvSIMDFPAccessTrap

```
// AArch64.AdvSIMDFPAccessTrap()
// =====
// Trapped access to Advanced SIMD or FP registers due to CPACR[].

AArch64.AdvSIMDFPAccessTrap(bits(2) target_el)
    bits(64) preferred_exception_return = ThisInstrAddr(64);
    ExceptionRecord except;
    vect_offset = 0x0;

    route_to_el2 = (target_el == EL1 && EL2Enabled() && HCR_EL2.TGE == '1');

    if route_to_el2 then
        except = ExceptionSyndrome(Exception Uncategorized);
        AArch64.TakeException(EL2, except, preferred_exception_return, vect_offset);
    else
        except = ExceptionSyndrome(Exception AdvSIMDFPAccessTrap);
        except.syndrome<24:20> = ConditionSyndrome();
        AArch64.TakeException(target_el, except, preferred_exception_return, vect_offset);

    return;
```

## Library pseudocode for aarch64/exceptions/traps/AArch64.CheckCP15InstrCoarseTraps

```
// AArch64.CheckCP15InstrCoarseTraps()
// =====
// Check for coarse-grained AArch32 traps to System registers in the
// coproc=0b1111 encoding space by HSTR_EL2, HCR_EL2, and SCTL_ELx.

AArch64.CheckCP15InstrCoarseTraps(integer CRn, integer nreg, integer CRm)
    trapped_encoding = ((CRn == 9 && CRm IN {0,1,2, 5,6,7,8 }) ||
                        (CRn == 10 && CRm IN {0,1, 4, 8 }) ||
                        (CRn == 11 && CRm IN {0,1,2,3,4,5,6,7,8,15}));

    // Check for MRC and MCR disabled by SCTL_EL1.TIDCP.
    if (IsFeatureImplemented(FEAT_TIDCP1) && PSTATE.EL == EL0 && !IsInHost() &&
        !ELUsingAArch32(EL1) && SCTL_EL1.TIDCP == '1' && trapped_encoding) then
        if EL2Enabled() && HCR_EL2.TGE == '1' then
            AArch64.AArch32SystemAccessTrap(EL2, 0x3);
        else
            AArch64.AArch32SystemAccessTrap(EL1, 0x3);

    // Check for coarse-grained Hyp traps
    if PSTATE.EL IN {EL0, EL1} && EL2Enabled() then
        // Check for MRC and MCR disabled by SCTL_EL2.TIDCP.
        if (IsFeatureImplemented(FEAT_TIDCP1) && PSTATE.EL == EL0 && IsInHost() &&
            SCTL_EL2.TIDCP == '1' && trapped_encoding) then
            AArch64.AArch32SystemAccessTrap(EL2, 0x3);

    major = if nreg == 1 then CRn else CRm;
    // Check for MCR, MRC, MCRR, and MRRC disabled by HSTR_EL2<CRn/CRm>
    // and MRC and MCR disabled by HCR_EL2.TIDCP.
    if ((!IsInHost() && !(major IN {4,14}) && HSTR_EL2<major> == '1') ||
        (HCR_EL2.TIDCP == '1' && nreg == 1 && trapped_encoding)) then
        if (PSTATE.EL == EL0 &&
            boolean IMPLEMENTATION_DEFINED "UNDEF unallocated CP15 access at EL0") then
            UNDEFINED;
        AArch64.AArch32SystemAccessTrap(EL2, 0x3);
```

## Library pseudocode for aarch64/exceptions/traps/AArch64.CheckFPAdvSIMDEnabled

```
// AArch64.CheckFPAdvSIMDEnabled()
// =====

AArch64.CheckFPAdvSIMDEnabled()
    AArch64.CheckFPEnabled\(\);
    // Check for illegal use of Advanced
    // SIMD in Streaming SVE Mode
    if IsFeatureImplemented(FEAT_SME) && PSTATE.SM == '1' && !IsFullA64Enabled\(\) then
        SMEAccessTrap\(SMEExceptionType\_Streaming, PSTATE.EL\);
```

## Library pseudocode for aarch64/exceptions/traps/AArch64.CheckFPAdvSIMDTrap

```
// AArch64.CheckFPAdvSIMDTrap()
// =====
// Check against CPTR_EL2 and CPTR_EL3.

AArch64.CheckFPAdvSIMDTrap()
    if HaveEL\(EL3\) && CPTR_EL3.TFP == '1' && EL3SDDUndefPriority\(\) then
        UNDEFINED;

    if PSTATE.EL IN {EL0, EL1, EL2} && EL2Enabled\(\) then
        // Check if access disabled in CPTR_EL2
        if ELIsInHost\(EL2\) then
            boolean disabled;
            case CPTR_EL2.FPEN of
                when 'x0' disabled = TRUE;
                when '01' disabled = PSTATE.EL == EL0 && HCR_EL2.TGE == '1';
                when '11' disabled = FALSE;
            if disabled then AArch64.AdvSIMDFPAccessTrap\(EL2\);
        else
            if CPTR_EL2.TFP == '1' then AArch64.AdvSIMDFPAccessTrap\(EL2\);

    if HaveEL\(EL3\) then
        // Check if access disabled in CPTR_EL3
        if CPTR_EL3.TFP == '1' then
            if EL3SDDUndef\(\) then
                UNDEFINED;
            else
                AArch64.AdvSIMDFPAccessTrap\(EL3\);
```

## Library pseudocode for aarch64/exceptions/traps/AArch64.CheckFPEnabled

```
// AArch64.CheckFPEnabled()
// =====
// Check against CPACR[]

AArch64.CheckFPEnabled()
    if PSTATE.EL IN {EL0, EL1} && !IsInHost\(\) then
        // Check if access disabled in CPACR_EL1
        boolean disabled;
        case CPACR_EL1.FPEN of
            when 'x0' disabled = TRUE;
            when '01' disabled = PSTATE.EL == EL0;
            when '11' disabled = FALSE;
        if disabled then AArch64.AdvSIMDFPAccessTrap\(EL1\);

    AArch64.CheckFPAdvSIMDTrap\(\); // Also check against CPTR_EL2 and CPTR_EL3
```



## Library pseudocode for aarch64/exceptions/traps/AArch64.CheckForERetTrap

```
// AArch64.CheckForERetTrap()
// =====
// Check for trap on ERET, ERETAA, ERETAB instruction

AArch64.CheckForERetTrap(boolean eret_with_pac, boolean pac_uses_key_a)

    route_to_el2 = FALSE;
    // Non-secure EL1 execution of ERET, ERETAA, ERETAB when either HCR_EL2.NV or
    // HFGITR_EL2.ERET is set, is trapped to EL2
    route_to_el2 = (PSTATE.EL == EL1 && EL2Enabled() &&
        (EffectiveHCR_EL2_NVx() <0> == '1' ||
        (IsFeatureImplemented(FEAT_FGT) && (!HaveEL(EL3) || SCR_EL3.FGTEn == '1') &&
        HFGITR_EL2.ERET == '1')));
    if route_to_el2 then
        ExceptionRecord except;
        bits(64) preferred_exception_return = ThisInstrAddr(64);
        vect_offset = 0x0;
        except = ExceptionSyndrome(Exception\_ERetTrap);
        if !eret_with_pac then // ERET
            except.syndrome<1> = '0';
            except.syndrome<0> = '0'; // RES0
        else
            except.syndrome<1> = '1';
            if pac_uses_key_a then // ERETAA
                except.syndrome<0> = '0';
            else // ERETAB
                except.syndrome<0> = '1';
        AArch64.TakeException(EL2, except, preferred_exception_return, vect_offset);
```

## Library pseudocode for aarch64/exceptions/traps/AArch64.CheckForSMCUnDefOrTrap

```
// AArch64.CheckForSMCUnDefOrTrap()
// =====
// Check for UNDEFINED or trap on SMC instruction

AArch64.CheckForSMCUnDefOrTrap(bits(16) imm)
    if PSTATE.EL == EL0 then UNDEFINED;
    if (!(PSTATE.EL == EL1 && EL2Enabled() && HCR_EL2.TSC == '1') &&
        HaveEL(EL3) && SCR_EL3.SMD == '1') then
        UNDEFINED;
    route_to_el2 = FALSE;
    if !HaveEL(EL3) then
        if (PSTATE.EL == EL1 && EL2Enabled() && HCR_EL2.TSC == '1' &&
            (EffectiveHCR_EL2_NVx() IN {'xx1'} ||
            (boolean IMPLEMENTATION_DEFINED "Trap SMC execution at EL1 to EL2"))) then
                route_to_el2 = TRUE;
        else
            UNDEFINED;
    else
        route_to_el2 = PSTATE.EL == EL1 && EL2Enabled() && HCR_EL2.TSC == '1';
    if route_to_el2 then
        bits(64) preferred_exception_return = ThisInstrAddr(64);
        vect_offset = 0x0;
        except = ExceptionSyndrome(Exception\_MonitorCall);
        except.syndrome<15:0> = imm;
        except.trappedsyscallinst = TRUE;
        AArch64.TakeException(EL2, except, preferred_exception_return, vect_offset);
```

## Library pseudocode for aarch64/exceptions/traps/AArch64.CheckForSVCTrap

```
// AArch64.CheckForSVCTrap()
// =====
// Check for trap on SVC instruction

AArch64.CheckForSVCTrap(bits(16) immediate)
    if IsFeatureImplemented(FEAT_FGT) then
        route_to_el2 = FALSE;
        if PSTATE.EL == EL0 then
            route_to_el2 = (!UsingAArch32() && !ELUsingAArch32(EL1) &&
                EL2Enabled() && HFGITR_EL2.SVC_EL0 == '1' &&
                (!IsInHost() && (!HaveEL(EL3) || SCR_EL3.FGTEn == '1')));

        elsif PSTATE.EL == EL1 then
            route_to_el2 = (EL2Enabled() && HFGITR_EL2.SVC_EL1 == '1' &&
                (!HaveEL(EL3) || SCR_EL3.FGTEn == '1'));

        if route_to_el2 then
            except = ExceptionSyndrome(Exception\_SupervisorCall);
            except.syndrome<15:0> = immediate;
            except.trappedsyscallinst = TRUE;
            bits(64) preferred_exception_return = ThisInstrAddr(64);
            vect_offset = 0x0;

            AArch64.TakeException(EL2, except, preferred_exception_return, vect_offset);
```

## Library pseudocode for aarch64/exceptions/traps/AArch64.CheckForWFXTrap

```
// AArch64.CheckForWFXTrap()
// =====
// Check for trap on WFE or WFI instruction

AArch64.CheckForWFXTrap(bits(2) target_el, WfxType wfxtype)
    assert HaveEL(target_el);

    boolean is_wfe = wfxtype IN {WfxType\_WFE, WfxType\_WFET};
    boolean trap;
    case target_el of
        when EL1
            trap = (if is_wfe then SCTLR_ELx[].nTWE else SCTLR_ELx[].nTWI) == '0';
        when EL2
            trap = (if is_wfe then HCR_EL2.TWE else HCR_EL2.TWI) == '1';
        when EL3
            trap = (if is_wfe then SCR_EL3.TWE else SCR_EL3.TWI) == '1';

    if trap then
        if target_el == EL3 && EL3SDDUndef() then
            UNDEFINED;
        AArch64.WFXTrap(wfxtype, target_el);
```

## Library pseudocode for aarch64/exceptions/traps/AArch64.CheckIllegalState

```
// AArch64.CheckIllegalState()
// =====
// Check PSTATE.IL bit and generate Illegal Execution state exception if set.

AArch64.CheckIllegalState()
    if PSTATE.IL == '1' then
        route_to_el2 = PSTATE.EL == EL0 && EL2Enabled() && HCR_EL2.TGE == '1';

        bits(64) preferred_exception_return = ThisInstrAddr(64);
        vect_offset = 0x0;

        except = ExceptionSyndrome(Exception\_IllegalState);

        if UInt(PSTATE.EL) > UInt(EL1) then
            AArch64.TakeException(PSTATE.EL, except, preferred_exception_return, vect_offset);
        elsif route_to_el2 then
            AArch64.TakeException(EL2, except, preferred_exception_return, vect_offset);
        else
            AArch64.TakeException(EL1, except, preferred_exception_return, vect_offset);
```

## Library pseudocode for aarch64/exceptions/traps/AArch64.MonitorModeTrap

```
// AArch64.MonitorModeTrap()
// =====
// Trapped use of Monitor mode features in a Secure EL1 AArch32 mode

AArch64.MonitorModeTrap()
    bits(64) preferred_exception_return = ThisInstrAddr(64);
    vect_offset = 0x0;

    except = ExceptionSyndrome(Exception\_Uncategorized);

    if IsSecureEL2Enabled() then
        AArch64.TakeException(EL2, except, preferred_exception_return, vect_offset);
        AArch64.TakeException(EL3, except, preferred_exception_return, vect_offset);
```

## Library pseudocode for aarch64/exceptions/traps/AArch64.SystemAccessTrap

```
// AArch64.SystemAccessTrap()
// =====
// Trapped access to AArch64 System register or system instruction.

AArch64.SystemAccessTrap(bits(2) target_el, integer ec)
    assert HaveEL(target_el) && target_el != EL0 && UInt(target_el) >= UInt(PSTATE.EL);

    bits(64) preferred_exception_return = ThisInstrAddr(64);
    vect_offset = 0x0;

    except = AArch64.SystemAccessTrapSyndrome(ThisInstr(), ec);
    AArch64.TakeException(target_el, except, preferred_exception_return, vect_offset);
```

## Library pseudocode for aarch64/exceptions/traps/AArch64.SystemAccessTrapSyndrome

```
// AArch64.SystemAccessTrapSyndrome()
// =====
// Returns the syndrome information for traps on AArch64 MSR/MRS instructions.

ExceptionRecord AArch64.SystemAccessTrapSyndrome(bits(32) instr_in, integer ec)
    ExceptionRecord except;
    bits(32) instr = instr_in;
    case ec of
        when 0x0 // Trapped access due to unknown reason.
            except = ExceptionSyndrome(ExceptionUncategorized);
        when 0x7 // Trapped access to SVE, Advance SIMD&FP System register.
            except = ExceptionSyndrome(ExceptionAdvSIMDFPAccessTrap);
            except.syndrome<24:20> = ConditionSyndrome();
        when 0x14 // Trapped access to 128-bit System register or
            // 128-bit System instruction.
            except = ExceptionSyndrome(ExceptionSystemRegister128Trap);
            instr = ThisInstr();
            except.syndrome<21:20> = instr<20:19>; // Op0
            except.syndrome<19:17> = instr<7:5>; // Op2
            except.syndrome<16:14> = instr<18:16>; // Op1
            except.syndrome<13:10> = instr<15:12>; // CRn
            except.syndrome<9:6> = instr<4:1>; // Rt
            except.syndrome<4:1> = instr<11:8>; // CRm
            except.syndrome<0> = instr<21>; // Direction
        when 0x18 // Trapped access to System register or system instruction.
            except = ExceptionSyndrome(ExceptionSystemRegisterTrap);
            instr = ThisInstr();
            except.syndrome<21:20> = instr<20:19>; // Op0
            except.syndrome<19:17> = instr<7:5>; // Op2
            except.syndrome<16:14> = instr<18:16>; // Op1
            except.syndrome<13:10> = instr<15:12>; // CRn
            except.syndrome<9:5> = instr<4:0>; // Rt
            except.syndrome<4:1> = instr<11:8>; // CRm
            except.syndrome<0> = instr<21>; // Direction
        when 0x19 // Trapped access to SVE System register
            except = ExceptionSyndrome(ExceptionSVEAccessTrap);
        when 0x1D // Trapped access to SME System register
            except = ExceptionSyndrome(ExceptionSMEAccessTrap);
        otherwise
            Unreachable();

    return except;
```

## Library pseudocode for aarch64/exceptions/traps/AArch64.Undefined

```
// AArch64.Undefined()
// =====

AArch64.Undefined()

    route_to_el2 = PSTATE.EL == EL0 && EL2Enabled() && HCR_EL2.TGE == '1';
    bits(64) preferred_exception_return = ThisInstrAddr(64);
    vect_offset = 0x0;

    except = ExceptionSyndrome(ExceptionUncategorized);

    if UInt(PSTATE.EL) > UInt(EL1) then
        AArch64.TakeException(PSTATE.EL, except, preferred_exception_return, vect_offset);
    elseif route_to_el2 then
        AArch64.TakeException(EL2, except, preferred_exception_return, vect_offset);
    else
        AArch64.TakeException(EL1, except, preferred_exception_return, vect_offset);
```

## Library pseudocode for aarch64/exceptions/traps/AArch64.WFxTrap

```
// AArch64.WFxTrap()
// =====

AArch64.WFxTrap(WFxType wfxtype, bits(2) target_el)
    assert UInt(target_el) > UInt(PSTATE.EL);

    bits(64) preferred_exception_return = ThisInstrAddr(64);
    vect_offset = 0x0;

    except = ExceptionSyndrome(Exception WFxTrap);
    except.syndrome<24:20> = ConditionSyndrome();

    case wfxtype of
        when WFxType_WFI
            except.syndrome<1:0> = '00';
        when WFxType_WFE
            except.syndrome<1:0> = '01';
        when WFxType_WFIT
            except.syndrome<1:0> = '10';
            except.syndrome<2> = '1'; // Register field is valid
            except.syndrome<9:5> = ThisInstr()<4:0>;
        when WFxType_WFET
            except.syndrome<1:0> = '11';
            except.syndrome<2> = '1'; // Register field is valid
            except.syndrome<9:5> = ThisInstr()<4:0>;

    if target_el == EL1 && EL2Enabled() && HCR_EL2.TGE == '1' then
        AArch64.TakeException(EL2, except, preferred_exception_return, vect_offset);
    else
        AArch64.TakeException(target_el, except, preferred_exception_return, vect_offset);
```

## Library pseudocode for aarch64/exceptions/traps/CheckFPAdvSIMDEnabled64

```
// CheckFPAdvSIMDEnabled64()
// =====
// AArch64 instruction wrapper

CheckFPAdvSIMDEnabled64()
    AArch64.CheckFPAdvSIMDEnabled();
```

## Library pseudocode for aarch64/exceptions/traps/CheckFPEnabled64

```
// CheckFPEnabled64()
// =====
// AArch64 instruction wrapper

CheckFPEnabled64()
    AArch64.CheckFPEnabled();
```

## Library pseudocode for aarch64/exceptions/traps/CheckLDST64BEnabled

```
// CheckLDST64BEnabled()
// =====
// Checks for trap on ST64B and LD64B instructions

CheckLDST64BEnabled()
    boolean trap = FALSE;
    bits(25) iss = ZeroExtend('10', 25); // 0x2
    bits(2) target_el;

    if PSTATE.EL == EL0 then
        if !IsInHost() then
            trap = SCTLR_EL1.EnALS == '0';
            target_el = if EL2Enabled() && HCR_EL2.TGE == '1' then EL2 else EL1;
        else
            trap = SCTLR_EL2.EnALS == '0';
            target_el = EL2;
    else
        target_el = EL1;

    if (!trap && EL2Enabled() &&
        ((PSTATE.EL == EL0 && !IsInHost()) || PSTATE.EL == EL1)) then
        trap = !IsHCRXEL2Enabled() || HCRX_EL2.EnALS == '0';
        target_el = EL2;

    if trap then LDST64BTrap(target_el, iss);
```

## Library pseudocode for aarch64/exceptions/traps/CheckST64BV0Enabled

```
// CheckST64BV0Enabled()
// =====
// Checks for trap on ST64BV0 instruction

CheckST64BV0Enabled()
    boolean trap = FALSE;
    bits(25) iss = ZeroExtend('1', 25); // 0x1
    bits(2) target_el;

    if (PSTATE.EL != EL3 && HaveEL(EL3) &&
        SCR_EL3.EnAS0 == '0' && EL3SDDUndefPriority()) then
        UNDEFINED;

    if PSTATE.EL == EL0 then
        if !IsInHost() then
            trap = SCTLR_EL1.EnAS0 == '0';
            target_el = if EL2Enabled() && HCR_EL2.TGE == '1' then EL2 else EL1;
        else
            trap = SCTLR_EL2.EnAS0 == '0';
            target_el = EL2;

    if (!trap && EL2Enabled() &&
        ((PSTATE.EL == EL0 && !IsInHost()) || PSTATE.EL == EL1)) then
        trap = !IsHCRXEL2Enabled() || HCRX_EL2.EnAS0 == '0';
        target_el = EL2;

    if !trap && PSTATE.EL != EL3 then
        trap = HaveEL(EL3) && SCR_EL3.EnAS0 == '0';
        target_el = EL3;

    if trap then
        if target_el == EL3 && EL3SDDUndef() then
            UNDEFINED;
        else
            LDST64BTrap(target_el, iss);
```

## Library pseudocode for aarch64/exceptions/traps/CheckST64BVEnabled

```
// CheckST64BVEnabled()
// =====
// Checks for trap on ST64BV instruction

CheckST64BVEnabled()
    boolean trap = FALSE;
    bits(25) iss = Zeros(25);
    bits(2) target_el;

    if PSTATE.EL == EL0 then
        if !IsInHost() then
            trap = SCTLR_EL1.EnASR == '0';
            target_el = if EL2Enabled() && HCR_EL2.TGE == '1' then EL2 else EL1;
        else
            trap = SCTLR_EL2.EnASR == '0';
            target_el = EL2;

    if (!trap && EL2Enabled() &&
        ((PSTATE.EL == EL0 && !IsInHost()) || PSTATE.EL == EL1)) then
        trap = !IsHCRXEL2Enabled() || HCRX_EL2.EnASR == '0';
        target_el = EL2;

    if trap then LDST64BTrap(target_el, iss);
```

## Library pseudocode for aarch64/exceptions/traps/LDST64BTrap

```
// LDST64BTrap()
// =====
// Trapped access to LD64B, ST64B, ST64BV and ST64BV0 instructions

LDST64BTrap(bits(2) target_el, bits(25) iss)
    bits(64) preferred_exception_return = ThisInstrAddr(64);
    vect_offset = 0x0;

    except = ExceptionSyndrome(Exception\_LDST64BTrap);
    except.syndrome = iss;
    AArch64.TakeException(target_el, except, preferred_exception_return, vect_offset);

    return;
```

## Library pseudocode for aarch64/exceptions/traps/WFETrapDelay

```
// WFETrapDelay()
// =====
// Returns TRUE when delay in trap to WFE is enabled with value to amount of delay,
// FALSE otherwise.

(boolean, integer) WFETrapDelay(bits(2) target_el)
    boolean delay_enabled;
    integer delay;
    case target_el of
        when EL1
            if !IsInHost\(\) then
                delay_enabled = SCTLR_EL1.TWEDEn == '1';
                delay         = 1 << (UInt(SCTLR_EL1.TWEDEL) + 8);
            else
                delay_enabled = SCTLR_EL2.TWEDEn == '1';
                delay         = 1 << (UInt(SCTLR_EL2.TWEDEL) + 8);
        when EL2
            assert EL2Enabled\(\);
            delay_enabled = HCR_EL2.TWEDEn == '1';
            delay         = 1 << (UInt(HCR_EL2.TWEDEL) + 8);
        when EL3
            delay_enabled = SCR_EL3.TWEDEn == '1';
            delay         = 1 << (UInt(SCR_EL3.TWEDEL) + 8);

    return (delay_enabled, delay);
```

## Library pseudocode for aarch64/exceptions/traps/WaitForEventUntilDelay

```
// WaitForEventUntilDelay()
// =====
// Returns TRUE if WaitForEvent() returns before WFE trap delay expires,
// FALSE otherwise.

boolean WaitForEventUntilDelay(boolean delay_enabled, integer delay);
```





```

// AArch64.FaultSyndrome()
// =====
// Creates an exception syndrome value and updates the virtual address for Abort and Watchpoint
// exceptions taken to an Exception level using AArch64.

(bits(25), bits(24)) AArch64.FaultSyndrome(Exception exceptype, FaultRecord fault, boolean pavalid,
                                             bits(64) vaddress)
    assert fault.statuscode != Fault_None;

bits(25) iss = Zeros(25);
bits(24) iss2 = Zeros(24);

boolean d_side = exceptype IN {Exception_DataAbort, Exception_NV2DataAbort,
                               Exception_Watchpoint, Exception_NV2Watchpoint};
if IsFeatureImplemented(FEAT_RAS) && fault.statuscode == Fault_SyncExternal then
    ErrorState errstate = PEErrState(fault);
    iss<12:11> = AArch64.EncodeSyncErrorSyndrome(errstate); // SET

if d_side then
    if fault.accessdesc.acctype == AccessType_GCS then
        iss<8> = '1';
    if exceptype == Exception_Watchpoint then
        iss<23:0> = WatchpointRelatedSyndrome(fault, vaddress);
    if IsFeatureImplemented(FEAT_LS64) && fault.accessdesc.ls64 then
        if (fault.statuscode IN {Fault_AccessFlag, Fault_Translation, Fault_Permission}) then
            (iss2, iss<24:14>) = LS64InstructionSyndrome();
        elseif (IsSecondStage(fault) && !fault.s2fslwalk &&
                (!IsExternalSyncAbort(fault) ||
                 (!IsFeatureImplemented(FEAT_RAS) && fault.accessdesc.acctype == AccessType_TTW &&
                  boolean IMPLEMENTATION_DEFINED "ISV on second stage translation table walk")) then
                    iss<24:14> = LSInstructionSyndrome();

    if IsFeatureImplemented(FEAT_NV2) && fault.accessdesc.acctype == AccessType_NV2 then
        iss<13> = '1'; // Fault is generated by use of VNCR_EL2

    if (IsFeatureImplemented(FEAT_LS64) &&
        fault.statuscode IN {Fault_AccessFlag, Fault_Translation, Fault_Permission}) then
        iss<12:11> = GetLoadStoreType();

    if fault.accessdesc.acctype IN {AccessType_DC, AccessType_IC, AccessType_AT} then
        iss<8> = '1';

    if fault.accessdesc.acctype IN {AccessType_DC, AccessType_IC, AccessType_AT} then
        iss<6> = '1';
    elseif fault.statuscode IN {Fault_HWUpdateAccessFlag, Fault_Exclusive} then
        iss<6> = bit UNKNOWN;
    elseif fault.accessdesc.atomicop && IsExternalAbort(fault) then
        iss<6> = bit UNKNOWN;
    else
        iss<6> = if fault.write then '1' else '0';
    if fault.statuscode == Fault_Permission then
        iss2<5> = if fault.dirtybit then '1' else '0';
        iss2<6> = if fault.overlay then '1' else '0';
        if iss<24> == '0' then
            iss<21> = if fault.toplevel then '1' else '0';
            iss2<7> = if fault.assuredonly then '1' else '0';
            iss2<9> = if fault.tagaccess then '1' else '0';
            iss2<10> = if fault.s1tagnotdata then '1' else '0';

    else
        if (fault.accessdesc.acctype == AccessType_IFETCH &&
            fault.statuscode == Fault_Permission) then
            iss2<5> = if fault.dirtybit then '1' else '0';
            iss2<21> = if fault.toplevel then '1' else '0';
            iss2<7> = if fault.assuredonly then '1' else '0';
            iss2<6> = if fault.overlay then '1' else '0';
        iss2<11> = if fault.hdbssf then '1' else '0';

    if IsExternalAbort(fault) then iss<9> = fault.extflag;
    iss<7> = if fault.s2fslwalk then '1' else '0';

```

```

    iss<5:0> = EncodeLDFSC(fault.statuscode, fault.level);

    return (iss, iss2);

```

### Library pseudocode for aarch64/functions/aborts/EncodeGPCSC

```

// EncodeGPCSC()
// =====
// Function that gives the GPCSC code for types of GPT Fault

bits(6) EncodeGPCSC(GPCFRecord gpcf)
    assert gpcf.level IN {0,1};

    case gpcf.gpf of
        when GPCF AddressSize return '00000':gpcf.level<0>;
        when GPCF Walk         return '00010':gpcf.level<0>;
        when GPCF Fail         return '00110':gpcf.level<0>;
        when GPCF EABT         return '01010':gpcf.level<0>;

```

### Library pseudocode for aarch64/functions/aborts/LS64InstructionSyndrome

```

// LS64InstructionSyndrome()
// =====
// Returns the syndrome information and LST for a Data Abort by a
// ST64B, ST64BV, ST64BV0, or LD64B instruction. The syndrome information
// includes the ISS2, extended syndrome field.

(bits(24), bits(11)) LS64InstructionSyndrome();

```

### Library pseudocode for aarch64/functions/aborts/WatchpointFARNotPrecise

```

// WatchpointFARNotPrecise()
// =====
// Returns TRUE If the lowest watchpointed address that is higher than or equal to the address
// recorded in EDWAR might not have been accessed by the instruction, other than the CONSTRAINED
// UNPREDICTABLE condition of watchpoint matching a range of addresses with lowest address 16 bytes
// rounded down and upper address rounded up to nearest 16 byte multiple,
// FALSE otherwise.

boolean WatchpointFARNotPrecise(FaultRecord fault);

```



```

// AArch64.AT()
// =====
// Perform address translation as per AT instructions.

AArch64.AT(bits(64) address, TranslationStage stage_in, bits(2) el_in, ATAccess ataccess)
    TranslationStage stage = stage_in;
    bits(2) el = el_in;
    bits(2) effective_nse_ns = EffectiveSCR\_EL3\_NSE() : EffectiveSCR\_EL3\_NS();
    if (IsFeatureImplemented(FEAT_RME) && PSTATE.EL == EL3 &&
        effective_nse_ns == '10' && el != EL3) then
        UNDEFINED;
    // For stage 1 translation, when HCR_EL2.{E2H, TGE} is {1,1} and requested EL is EL1,
    // the EL2&0 translation regime is used.
    if ELIsInHost(EL0) && el == EL1 && stage == TranslationStage\_1 then
        el = EL2;

    if HaveEL(EL3) && stage == TranslationStage\_12 && !EL2Enabled() then
        stage = TranslationStage\_1;

    SecurityState ss = SecurityStateAtEL(el);

    accdesc = CreateAccDescAT(ss, el, ataccess);
    aligned = TRUE;

    FaultRecord fault = NoFault(accdesc);
    Regime regime;
    if stage == TranslationStage\_12 then
        regime = Regime\_EL10;
    else
        regime = TranslationRegime(el);

    AddressDescriptor addrdesc;
    if (el == EL0 && ELUsingAArch32(EL1)) || (el != EL0 && ELUsingAArch32(el)) then
        if regime == Regime\_EL2 || TTBCR.EAE == '1' then
            (fault, addrdesc) = AArch32.S1TranslateLD(fault, regime, address<31:0>, aligned,
                accdesc);
        else
            (fault, addrdesc, -) = AArch32.S1TranslateSD(fault, regime, address<31:0>, aligned,
                accdesc);
    else
        (fault, addrdesc) = AArch64.S1Translate(fault, regime, address, aligned, accdesc);

    if stage == TranslationStage\_12 && fault.statuscode == Fault\_None then
        boolean slaarch64;
        if ELUsingAArch32(EL1) && regime == Regime\_EL10 && EL2Enabled() then
            addrdesc.vaddress = ZeroExtend(address, 64);
            (fault, addrdesc) = AArch32.S2Translate(fault, addrdesc, aligned, accdesc);
        elsif regime == Regime\_EL10 && EL2Enabled() then
            slaarch64 = TRUE;
            (fault, addrdesc) = AArch64.S2Translate(fault, addrdesc, slaarch64, aligned, accdesc);

    is_ATS1Ex = stage != TranslationStage\_12;
    if fault.statuscode != Fault\_None then
        addrdesc = CreateFaultyAddressDescriptor(address, fault);
        // Take an exception on:
        // * A Synchronous External abort occurs on translation table walk
        // * A stage 2 fault occurs on a stage 1 walk
        // * A GPC Exception (FEAT_RME)
        // * A GPF from ATS1E{1,0}* when executed from EL1 and HCR_EL2.GPF == '1' (FEAT_RME)
        if (IsExternalAbort(fault) ||
            (PSTATE.EL == EL1 && fault.s2fslwalk) ||
            (IsFeatureImplemented(FEAT_RME) && fault.gpcf.gpf != GPCF\_None && (
                ReportAsGPCEException(fault) ||
                (EL2Enabled() && HCR_EL2.GPF == '1' && PSTATE.EL == EL1 && el IN {EL1, EL0} &&
                    is_ATS1Ex)
            ))) then
            PAR_EL1 = bits(128) UNKNOWN;
            AArch64.Abort(address, addrdesc.fault);

```

```

AArch64.EncodePAR(regime, is_ATS1Ex, addrdesc);
return;

```

## Library pseudocode for aarch64/functions/at/AArch64.EncodePAR

```

// AArch64.EncodePAR()
// =====
// Encode PAR register with result of translation.

AArch64.EncodePAR(Regime regime, boolean is_ATS1Ex, AddressDescriptor addrdesc)
    PAR_EL1 = Zeros(128);
    paspace = addrdesc.paddress.paspace;

    if AArch64.isPARFormatD128(regime, is_ATS1Ex) then
        PAR_EL1.D128 = '1';
    else
        PAR_EL1.D128 = '0';

    if !IsFault(addrdesc) then
        PAR_EL1.F = '0';
        if IsFeatureImplemented(FEAT_RME) then
            if regime == Regime\_EL3 then
                case paspace of
                    when PAS\_Secure      PAR_EL1.<NSE,NS> = '00';
                    when PAS\_NonSecure  PAR_EL1.<NSE,NS> = '01';
                    when PAS\_Root       PAR_EL1.<NSE,NS> = '10';
                    when PAS\_Realm     PAR_EL1.<NSE,NS> = '11';

                elsif SecurityStateForRegime(regime) == SS\_Secure then
                    PAR_EL1.NSE = bit UNKNOWN;
                    PAR_EL1.NS = if paspace == PAS\_Secure then '0' else '1';

                elsif SecurityStateForRegime(regime) == SS\_Realm then
                    if regime == Regime\_EL10 && is_ATS1Ex then
                        PAR_EL1.NSE = bit UNKNOWN;
                        PAR_EL1.NS = bit UNKNOWN;
                    else
                        PAR_EL1.NSE = bit UNKNOWN;
                        PAR_EL1.NS = if paspace == PAS\_Realm then '0' else '1';

                else
                    PAR_EL1.NSE = bit UNKNOWN;
                    PAR_EL1.NS = bit UNKNOWN;
            else
                PAR_EL1<11> = '1'; // RES1
                if SecurityStateForRegime(regime) == SS\_Secure then
                    PAR_EL1.NS = if paspace == PAS\_Secure then '0' else '1';
                else
                    PAR_EL1.NS = bit UNKNOWN;
            PAR_EL1.SH = ReportedPARShareability(PAREncodeShareability(addrdesc.memattrs));
            if PAR_EL1.D128 == '1' then
                PAR_EL1<119:76> = addrdesc.paddress.address<55:12>;
            else
                PAR_EL1<55:12> = addrdesc.paddress.address<55:12>;
            PAR_EL1.ATTR = ReportedPARAttrs(EncodePARAttrs(addrdesc.memattrs));
            PAR_EL1<10> = bit IMPLEMENTATION_DEFINED "Non-Faulting PAR";
        else
            PAR_EL1.F = '1';
            PAR_EL1.DirtyBit = if addrdesc.fault.dirtybit then '1' else '0';
            PAR_EL1.Overlay = if addrdesc.fault.overlay then '1' else '0';
            PAR_EL1.TopLevel = if addrdesc.fault.toplevel then '1' else '0';
            PAR_EL1.AssuredOnly = if addrdesc.fault.assuredonly then '1' else '0';
            PAR_EL1.FST = AArch64.PARFaultStatus(addrdesc.fault);
            PAR_EL1.PTW = if addrdesc.fault.s2fslwalk then '1' else '0';
            PAR_EL1.S = if addrdesc.fault.secondstage then '1' else '0';
            PAR_EL1<11> = '1'; // RES1
            PAR_EL1<63:48> = bits(16) IMPLEMENTATION_DEFINED "Faulting PAR";
    return;

```

## Library pseudocode for aarch64/functions/at/AArch64.PARFaultStatus

```
// AArch64.PARFaultStatus()
// =====
// Fault status field decoding of 64-bit PAR.

bits(6) AArch64.PARFaultStatus(FaultRecord fault)
    bits(6) fst;

    if fault.statuscode == Fault\_Domain then
        // Report Domain fault
        assert fault.level IN {1,2};
        fst<1:0> = if fault.level == 1 then '01' else '10';
        fst<5:2> = '1111';
    else
        fst = EncodeLDFSC(fault.statuscode, fault.level);
    return fst;
```

## Library pseudocode for aarch64/functions/at/AArch64.isPARFormatD128

```
// AArch64.isPARFormatD128()
// =====
// Check if last stage of translation uses VMSAv9-128.
// Last stage of translation is stage 2 if enabled, else it is stage 1.

boolean AArch64.isPARFormatD128(Regime regime, boolean is_ATS1Ex)
    boolean isPARFormatD128;
    // Regime_EL2 does not support VMSAv9-128
    if regime == Regime\_EL2 || !IsFeatureImplemented(FEAT_D128) then
        isPARFormatD128 = FALSE;
    else
        isPARFormatD128 = FALSE;
        case regime of
            when Regime\_EL3
                isPARFormatD128 = TCR_EL3.D128 == '1';
            when Regime\_EL20
                isPARFormatD128 = TCR2_EL2.D128 == '1';
            when Regime\_EL10
                if is_ATS1Ex || !EL2Enabled() || HCR_EL2.<VM,DC> == '00' then
                    isPARFormatD128 = TCR2_EL1.D128 == '1';
                else
                    isPARFormatD128 = VTCR_EL2.D128 == '1';

    return isPARFormatD128;
```

## Library pseudocode for aarch64/functions/at/GetPAR\_EL1\_D128

```
// GetPAR_EL1_D128()
// =====
// Query the PAR_EL1.D128 field

bit GetPAR_EL1_D128()
    bit D128;

    D128 = PAR_EL1.D128;
    return D128;
```

## Library pseudocode for aarch64/functions/at/GetPAR\_EL1\_F

```
// GetPAR_EL1_F()
// =====
// Query the PAR_EL1.F field.

bit GetPAR_EL1_F()
    bit F;

    F = PAR_EL1.F;
    return F;
```

## Library pseudocode for aarch64/functions/barrierop/MemBarrierOp

```
// MemBarrierOp
// =====
// Memory barrier instruction types.

enumeration MemBarrierOp    {MemBarrierOp_DSB,           // Data Synchronization Barrier
                             MemBarrierOp_DMB,           // Data Memory Barrier
                             MemBarrierOp_ISB,           // Instruction Synchronization Barrier
                             MemBarrierOp_SSBB,          // Speculative Synchronization Barrier to VA
                             MemBarrierOp_PSSBB,          // Speculative Synchronization Barrier to PA
                             MemBarrierOp_SB             // Speculation Barrier
                             };
```

## Library pseudocode for aarch64/functions/bfxpreferred/BFXPreferred

```
// BFXPreferred()
// =====
//
// Return TRUE if UBFX or SBFX is the preferred disassembly of a
// UBFM or SBFM bitfield instruction. Must exclude more specific
// aliases UBFIZ, SBFIZ, UXT[BH], SXT[BHW], LSL, LSR and ASR.

boolean BFXPreferred(bit sf, bit uns, bits(6) imms, bits(6) immr)

    // must not match UBFIZ/SBFIX alias
    if UInt(imms) < UInt(immr) then
        return FALSE;

    // must not match LSR/ASR/LSL alias (imms == 31 or 63)
    if imms == sf:'11111' then
        return FALSE;

    // must not match UXTx/SXTx alias
    if immr == '000000' then
        // must not match 32-bit UXT[BH] or SXT[BH]
        if sf == '0' && imms IN {'000111', '001111'} then
            return FALSE;
        // must not match 64-bit SXT[BHW]
        if sf:uns == '10' && imms IN {'000111', '001111', '011111'} then
            return FALSE;

    // must be UBFX/SBFX alias
    return TRUE;
```





```

// AltDecodeBitMasks()
// =====
// Alternative but logically equivalent implementation of DecodeBitMasks() that
// uses simpler primitives to compute tmask and wmask.

(bits(M), bits(M)) AltDecodeBitMasks(bit immN, bits(6) imms, bits(6) immr,
                                     boolean immediate, integer M)

    bits(64) tmask, wmask;
    bits(6) tmask_and, wmask_and;
    bits(6) tmask_or, wmask_or;
    bits(6) levels;

    // Compute log2 of element size
    // 2^len must be in range [2, M]
    constant integer len = HighestSetBit(immN:NOT(imms));
    if len < 1 then UNDEFINED;
    assert M >= (1 << len);

    // Determine s, r and s - r parameters
    levels = ZeroExtend(Ones(len), 6);

    // For logical immediates an all-ones value of s is reserved
    // since it would generate a useless all-ones result (many times)
    if immediate && (imms AND levels) == levels then
        UNDEFINED;

    s = UInt(imms AND levels);
    r = UInt(immr AND levels);
    diff = s - r;    // 6-bit subtract with borrow

    // Compute "top mask"
    tmask_and = diff<5:0> OR NOT(levels);
    tmask_or  = diff<5:0> AND levels;

    tmask = Ones(64);
    tmask = ((tmask
        AND Replicate(Replicate(tmask_and<0>, 1) : Ones(1), 32))
        OR Replicate(Zeros(1) : Replicate(tmask_or<0>, 1), 32));
    // optimization of first step:
    // tmask = Replicate(tmask_and<0> : '1', 32);
    tmask = ((tmask
        AND Replicate(Replicate(tmask_and<1>, 2) : Ones(2), 16))
        OR Replicate(Zeros(2) : Replicate(tmask_or<1>, 2), 16));
    tmask = ((tmask
        AND Replicate(Replicate(tmask_and<2>, 4) : Ones(4), 8))
        OR Replicate(Zeros(4) : Replicate(tmask_or<2>, 4), 8));
    tmask = ((tmask
        AND Replicate(Replicate(tmask_and<3>, 8) : Ones(8), 4))
        OR Replicate(Zeros(8) : Replicate(tmask_or<3>, 8), 4));
    tmask = ((tmask
        AND Replicate(Replicate(tmask_and<4>, 16) : Ones(16), 2))
        OR Replicate(Zeros(16) : Replicate(tmask_or<4>, 16), 2));
    tmask = ((tmask
        AND Replicate(Replicate(tmask_and<5>, 32) : Ones(32), 1))
        OR Replicate(Zeros(32) : Replicate(tmask_or<5>, 32), 1));

    // Compute "wraparound mask"
    wmask_and = immr OR NOT(levels);
    wmask_or  = immr AND levels;

    wmask = Zeros(64);
    wmask = ((wmask
        AND Replicate(Ones(1) : Replicate(wmask_and<0>, 1), 32))
        OR Replicate(Replicate(wmask_or<0>, 1) : Zeros(1), 32));
    // optimization of first step:
    // wmask = Replicate(wmask_or<0> : '0', 32);
    wmask = ((wmask
        AND Replicate(Ones(2) : Replicate(wmask_and<1>, 2), 16))
        OR Replicate(Replicate(wmask_or<1>, 2) : Zeros(2), 16));
    wmask = ((wmask

```

```

        AND Replicate(Ones(4) : Replicate(wmask_and<2>, 4), 8))
        OR Replicate(Replicate(wmask_or<2>, 4) : Zeros(4), 8));
wmask = ((wmask
        AND Replicate(Ones(8) : Replicate(wmask_and<3>, 8), 4))
        OR Replicate(Replicate(wmask_or<3>, 8) : Zeros(8), 4));
wmask = ((wmask
        AND Replicate(Ones(16) : Replicate(wmask_and<4>, 16), 2))
        OR Replicate(Replicate(wmask_or<4>, 16) : Zeros(16), 2));
wmask = ((wmask
        AND Replicate(Ones(32) : Replicate(wmask_and<5>, 32), 1))
        OR Replicate(Replicate(wmask_or<5>, 32) : Zeros(32), 1));

if diff<6> != '0' then // borrow from s - r
    wmask = wmask AND tmask;
else
    wmask = wmask OR tmask;

return (wmask<M-1:0>, tmask<M-1:0>);

```

## Library pseudocode for aarch64/functions/bitmasks/DecodeBitMasks

```

// DecodeBitMasks()
// =====
// Decode AArch64 bitfield and logical immediate masks which use a similar encoding structure

(bits(M), bits(M)) DecodeBitMasks(bit immN, bits(6) imms, bits(6) immr,
                                   boolean immediate, integer M)

    bits(M) tmask, wmask;
    bits(6) levels;

    // Compute log2 of element size
    // 2^len must be in range [2, M]
    constant integer len = HighestSetBit(immN:NOT(imms));
    if len < 1 then UNDEFINED;
    assert M >= (1 << len);

    // Determine s, r and s - r parameters
    levels = ZeroExtend(Ones(len), 6);

    // For logical immediates an all-ones value of s is reserved
    // since it would generate a useless all-ones result (many times)
    if immediate && (imms AND levels) == levels then
        UNDEFINED;

    constant integer s = UInt(imms AND levels);
    constant integer r = UInt(immr AND levels);
    constant integer diff = s - r;    // 6-bit subtract with borrow

    constant integer esize = 1 << len;
    constant integer d = UInt(diff<len-1:0>);
    welem = ZeroExtend(Ones(s + 1), esize);
    telem = ZeroExtend(Ones(d + 1), esize);
    wmask = Replicate(ROR(welem, r), M DIV esize);
    tmask = Replicate(telem, M DIV esize);
    return (wmask, tmask);

```

## Library pseudocode for aarch64/functions/cache/AArch64.DataMemZero

```
// AArch64.DataMemZero()
// =====
// Write Zero to data memory.

AArch64.DataMemZero(bits(64) regval, bits(64) vaddress, AccessDescriptor accdesc_in, integer size)
AccessDescriptor accdesc = accdesc_in;

// If the instruction targets tags as a payload, confer with system register configuration
// which may override this.
if IsFeatureImplemented(FEAT_MTE2) && accdesc.tagaccess then
    accdesc.tagaccess = AArch64.AllocationTagAccessIsEnabled(accdesc.el);

// If the instruction encoding permits tag checking, confer with system register configuration
// which may override this.
if IsFeatureImplemented(FEAT_MTE2) && accdesc.tagchecked then
    accdesc.tagchecked = AArch64.AccessIsTagChecked(vaddress, accdesc);

boolean aligned = TRUE;
AddressDescriptor memaddrdesc = AArch64.TranslateAddress(vaddress, accdesc, aligned, size);

if IsFault(memaddrdesc) then
    if IsDebugException(memaddrdesc.fault) then
        AArch64.Abort(vaddress, memaddrdesc.fault);
    else
        AArch64.Abort(regval, memaddrdesc.fault);

if IsFeatureImplemented(FEAT_TME) then
    if accdesc.transactional && !MemHasTransactionalAccess(memaddrdesc.memattrs) then
        FailTransaction(TMFailure\_IMP, FALSE);

for i = 0 to size-1
    if IsFeatureImplemented(FEAT_MTE2) && accdesc.tagchecked then
        bits(4) ptag = AArch64.PhysicalTag(vaddress);
        if !AArch64.CheckTag(memaddrdesc, accdesc, ptag) then
            if (boolean IMPLEMENTATION_DEFINED
                "DC_ZVA tag fault reported with lowest faulting address") then
                AArch64.TagCheckFault(vaddress, accdesc);
            else
                AArch64.TagCheckFault(regval, accdesc);
    memstatus = PhysMemWrite(memaddrdesc, 1, accdesc, Zeros(8));
    if IsFault(memstatus) then
        HandleExternalWriteAbort(memstatus, memaddrdesc, 1, accdesc);

    memaddrdesc.paddress.address = memaddrdesc.paddress.address + 1;
return;
```

## Library pseudocode for aarch64/functions/cache/AArch64.WriteTagMem

```
// AArch64.WriteTagMem()
// =====
// Write to tag memory.

AArch64.WriteTagMem(bits(64) regval, bits(64) vaddress, AccessDescriptor accdesc_in, integer size)
    assert accdesc_in.tagaccess && !accdesc_in.tagchecked;

    AccessDescriptor accdesc = accdesc_in;

    integer count = size >> LOG2\_TAG\_GRANULE;
    bits(4) tag = AArch64.AllocationTagFromAddress(vaddress);
    boolean aligned = IsAligned(vaddress, TAG\_GRANULE);
    assert aligned;

    if IsFeatureImplemented(FEAT_MTE2) then
        accdesc.tagaccess = AArch64.AllocationTagAccessIsEnabled(accdesc.el);

    memaddrdesc = AArch64.TranslateAddress(vaddress, accdesc, aligned, size);

    // Check for aborts or debug exceptions
    if IsFault(memaddrdesc) then
        if IsDebugException(memaddrdesc.fault) then
            AArch64.Abort(vaddress, memaddrdesc.fault);
        else
            AArch64.Abort(regval, memaddrdesc.fault);

    if !accdesc.tagaccess || memaddrdesc.memattrs.tags != MemTag\_AllocationTagged then
        return;

    for i = 0 to count-1
        memstatus = PhysMemTagWrite(memaddrdesc, accdesc, tag);
        if IsFault(memstatus) then
            HandleExternalWriteAbort(memstatus, memaddrdesc, 1, accdesc);

        memaddrdesc.paddress.address = memaddrdesc.paddress.address + TAG\_GRANULE;

    return;
```

## Library pseudocode for aarch64/functions/compareop/CompareOp

```
// CompareOp
// =====
// Vector compare instruction types.

enumeration CompareOp    {CompareOp_GT, CompareOp_GE, CompareOp_EQ,
                          CompareOp_LE, CompareOp_LT};
```

## Library pseudocode for aarch64/functions/countop/CountOp

```
// CountOp
// =====
// Bit counting instruction types.

enumeration CountOp      {CountOp_CLZ, CountOp_CLS, CountOp_CNT};
```

## Library pseudocode for aarch64/functions/cpa/EffectiveCPTA

```
// EffectiveCPTA()
// =====
// Returns the CPTA bit applied to Checked Pointer Arithmetic for Addition in the given EL.

bit EffectiveCPTA(bits(2) el)
    if !IsFeatureImplemented(FEAT_CPA2) then
        return '0';

    if Halted\(\) then
        return '0';

    bits(1) cpta;
    Regime regime = TranslationRegime(el);

    case regime of
        when Regime\_EL3
            cpta = SCTLR2_EL3.CPTA;
        when Regime\_EL2
            if IsSCTLR2EL2Enabled\(\) then
                cpta = SCTLR2_EL2.CPTA;
            else
                cpta = '0';
        when Regime\_EL20
            if IsSCTLR2EL2Enabled\(\) then
                cpta = if el == ELO then SCTLR2_EL2.CPTA0 else SCTLR2_EL2.CPTA;
            else
                cpta = '0';
        when Regime\_EL10
            if IsSCTLR2EL1Enabled\(\) then
                cpta = if el == ELO then SCTLR2_EL1.CPTA0 else SCTLR2_EL1.CPTA;
            else
                cpta = '0';
        otherwise
            Unreachable\(\);

    return cpta;
```

## Library pseudocode for aarch64/functions/cpa/EffectiveCPTM

```
// EffectiveCPTM()
// =====
// Returns the CPTM bit applied to Checked Pointer Arithmetic for Multiplication in the given EL.

bit EffectiveCPTM(bits(2) el)
    if !IsFeatureImplemented(FEAT_CPA2) then
        return '0';

    if EffectiveCPTA(el) == '0' then
        return '0';

    if Halted() then
        return '0';

    bits(1) cptm;
    Regime regime = TranslationRegime(el);

    case regime of
        when Regime\_EL3
            cptm = SCTLR2_EL3.CPTM;
        when Regime\_EL2
            if IsSCTLR2EL2Enabled() then
                cptm = SCTLR2_EL2.CPTM;
            else
                cptm = '0';
        when Regime\_EL20
            if IsSCTLR2EL2Enabled() then
                cptm = if el == ELO then SCTLR2_EL2.CPTM0 else SCTLR2_EL2.CPTM;
            else
                cptm = '0';
        when Regime\_EL10
            if IsSCTLR2EL1Enabled() then
                cptm = if el == ELO then SCTLR2_EL1.CPTM0 else SCTLR2_EL1.CPTM;
            else
                cptm = '0';
        otherwise
            Unreachable();

    return cptm;
```

## Library pseudocode for aarch64/functions/cpa/PointerAddCheck

```
// PointerAddCheck()
// =====
// Apply Checked Pointer Arithmetic for addition.

bits(64) PointerAddCheck(bits(64) result, bits(64) base)
    return PointerCheckAtEL(PSTATE.EL, result, base, FALSE);
```

## Library pseudocode for aarch64/functions/cpa/PointerAddCheckAtEL

```
// PointerAddCheckAtEL()
// =====
// Apply Checked Pointer Arithmetic for addition at the specified EL.

bits(64) PointerAddCheckAtEL(bits(2) el, bits(64) result, bits(64) base)
    return PointerCheckAtEL(el, result, base, FALSE);
```

## Library pseudocode for aarch64/functions/cpa/PointerCheckAtEL

```
// PointerCheckAtEL()
// =====
// Apply Checked Pointer Arithmetic at the specified EL.

bits(64) PointerCheckAtEL(bits(2) el, bits(64) result, bits(64) base, boolean cptm_detected)
    bits(64) rv = result;

    boolean previous_detection = (base<55> != base<54>);
    boolean cpta_detected = (result<63:56> != base<63:56> || previous_detection);

    if((cpta_detected && EffectiveCPTA(el) == '1') ||
        (cptm_detected && EffectiveCPTM(el) == '1')) then
        rv<63:55> = base<63:55>;
        rv<54> = NOT(rv<55>);

    return rv;
```

## Library pseudocode for aarch64/functions/cpa/PointerMultiplyAddCheck

```
// PointerMultiplyAddCheck()
// =====
// Apply Checked Pointer Arithmetic for multiplication.

bits(64) PointerMultiplyAddCheck(bits(64) result, bits(64) base, boolean cptm_detected)
    return PointerCheckAtEL(PSTATE.EL, result, base, cptm_detected);
```

## Library pseudocode for aarch64/functions/d128/IsD128Enabled

```
// IsD128Enabled()
// =====
// Returns true if 128-bit page descriptor is enabled

boolean IsD128Enabled(bits(2) el)
    boolean d128enabled;
    if IsFeatureImplemented(FEAT_D128) then
        case el of
            when EL0
                if !ELIsInHost(EL0) then
                    d128enabled = IsTCR2EL1Enabled() && TCR2_EL1.D128 == '1';
                else
                    d128enabled = IsTCR2EL2Enabled() && TCR2_EL2.D128 == '1';
            when EL1
                d128enabled = IsTCR2EL1Enabled() && TCR2_EL1.D128 == '1';
            when EL2
                d128enabled = IsTCR2EL2Enabled() && IsInHost() && TCR2_EL2.D128 == '1';
            when EL3
                d128enabled = TCR_EL3.D128 == '1';
        else
            d128enabled = FALSE;

    return d128enabled;
```





```

// AArch64.DC()
// =====
// Perform Data Cache Operation.

AArch64.DC(bits(64) regval, CacheType cachetype, CacheOp cacheop, CacheOpScope opscope_in)
CacheOpScope opscope = opscope_in;
CacheRecord cache;

cache.acctype = AccessType\_DC;
cache.cachetype = cachetype;
cache.cacheop = cacheop;
cache.opscope = opscope;

if opscope == CacheOpScope\_SetWay then
    ss = SecurityStateAtEL(PSTATE.EL);
    cache.cpas = CPASAtSecurityState(ss);
    cache.shareability = Shareability\_NSH;
    (cache.setnum, cache.waynum, cache.level) = DecodeSW(regval, cachetype);
    if (cacheop == CacheOp\_Invalidate && PSTATE.EL == EL1 && EL2Enabled() &&
        (HCR_EL2.SWIO == '1' || HCR_EL2.<DC,VM> != '00')) then
        cache.cacheop = CacheOp\_CleanInvalidate;

    CACHE\_OP(cache);
    return;

if EL2Enabled() && !IsInHost() then
    if PSTATE.EL IN {EL0, EL1} then
        cache.is_vmid_valid = TRUE;
        cache.vmid = VMID[];
    else
        cache.is_vmid_valid = FALSE;
else
    cache.is_vmid_valid = FALSE;

if PSTATE.EL == EL0 then
    cache.is_asid_valid = TRUE;
    cache.asid = ASID[];
else
    cache.is_asid_valid = FALSE;

if (opscope == CacheOpScope\_PoDP &&
    boolean IMPLEMENTATION_DEFINED "Memory system does not supports PoDP") then
    opscope = CacheOpScope\_PoP;
if (opscope == CacheOpScope\_PoP &&
    boolean IMPLEMENTATION_DEFINED "Memory system does not supports PoP") then
    opscope = CacheOpScope\_PoC;
vaddress = regval;

size = 0; // by default no watchpoint address
if cacheop == CacheOp\_Invalidate then
    size = integer IMPLEMENTATION_DEFINED "Data Cache Invalidate Watchpoint Size";
    assert size >= 4*(2^(UInt(CTR_EL0.DminLine))) && size <= 2048;
    assert UInt(size<32:0> AND (size-1)<32:0>) == 0; // size is power of 2
    vaddress = Align(regval, size);

if DCInstNeedsTranslation(opscope) then
    cache.vaddress = vaddress;
    boolean aligned = TRUE;
    AccessDescriptor accdesc = CreateAccDescDC(cache);
    AddressDescriptor memaddrdesc = AArch64.TranslateAddress(vaddress, accdesc, aligned, size);
    if IsFault(memaddrdesc) then
        AArch64.Abort(regval, memaddrdesc.fault);

    cache.translated = TRUE;
    cache.paddress = memaddrdesc.paddress;
    cache.cpas = CPASAtPAS(memaddrdesc.paddress.paspace);
    if opscope IN {CacheOpScope\_PoC, CacheOpScope\_PoP, CacheOpScope\_PoDP} then
        cache.shareability = memaddrdesc.memattrs.shareability;
    else
        cache.shareability = Shareability\_NSH;

```

```

elseif opscope == CacheOpScope\_PoE then
    cache.translated      = TRUE;
    cache.shareability    = Shareability\_OSH;
    cache.paddress.address = regval<55:0>;
    cache.paddress.paspace = DecodePASpace(regval<62>, regval<63>);
    cache.cpas            = CPASAtPAS(cache.paddress.paspace);

    // If a Reserved encoding is selected, the instruction is permitted to be treated as a NOP.
    if cache.paddress.paspace != PAS\_Realm then
        EndOfInstruction();

    if boolean IMPLEMENTATION_DEFINED "Apply granule protection check on DC to PoE" then
        AddressDescriptor memaddrdesc;
        AccessDescriptor accdesc = CreateAccDescDC(cache);
        memaddrdesc.paddress      = cache.paddress;
        memaddrdesc.fault.gpcf    = GranuleProtectionCheck(memaddrdesc, accdesc);

        if memaddrdesc.fault.gpcf.gpf != GPCF\_None then
            memaddrdesc.fault.statuscode = Fault\_GPCFOnOutput;
            memaddrdesc.fault.paddress   = memaddrdesc.paddress;
            AArch64.Abort(bits(64) UNKNOWN, memaddrdesc.fault);
    elseif opscope == CacheOpScope\_PoPA then
        cache.translated      = TRUE;
        cache.shareability    = Shareability\_OSH;
        cache.paddress.address = regval<55:0>;
        cache.paddress.paspace = DecodePASpace(regval<62>, regval<63>);
        cache.cpas            = CPASAtPAS(cache.paddress.paspace);
    else
        cache.vaddress        = vaddress;
        cache.translated      = FALSE;
        cache.shareability    = Shareability UNKNOWN;
        cache.paddress        = FullAddress UNKNOWN;

    if (cacheop == CacheOp\_Invalidate && PSTATE.EL == EL1 && EL2Enabled() &&
        HCR_EL2.<DC,VM> != '00') then
        cache.cacheop = CacheOp\_CleanInvalidate;

    // If Secure state is not implemented, but RME is, the instruction acts as a NOP
    if cache.translated && cache.cpas == CPAS\_Secure && !HaveSecureState() then
        return;

    CACHE\_OP(cache);
    return;

```

## Library pseudocode for aarch64/functions/dc/AArch64.MemZero

```

// AArch64.MemZero()
// =====

AArch64.MemZero(bits(64) regval, CacheType cachetype)
    integer size = 4*(2^(UInt(DCZID_EL0.BS)));
    assert size <= MAX\_ZERO\_BLOCK\_SIZE;
    if IsFeatureImplemented(FEAT_MTE2) then
        assert size >= TAG\_GRANULE;

    bits(64) vaddress = Align(regval, size);

    AccessDescriptor accdesc = CreateAccDescDCZero(cachetype);

    if cachetype IN {CacheType\_Tag, CacheType\_Data\_Tag} then
        AArch64.WriteTagMem(regval, vaddress, accdesc, size);

    if cachetype IN {CacheType\_Data, CacheType\_Data\_Tag} then
        AArch64.DataMemZero(regval, vaddress, accdesc, size);
    return;

```

## Library pseudocode for aarch64/functions/dc/MemZero

```

constant integer MAX_ZERO_BLOCK_SIZE = 2048;

```

## Library pseudocode for aarch64/functions/eret/AArch64.ExceptionReturn

```
// AArch64.ExceptionReturn()
// =====

AArch64.ExceptionReturn(bits(64) new_pc_in, bits(64) spsr)
    bits(64) new_pc = new_pc_in;
    if IsFeatureImplemented(FEAT_TME) && TSTATE.depth > 0 then
        FailTransaction(TMFailure\_ERR, FALSE);

    if IsFeatureImplemented(FEAT_IESB) then
        sync_errors = SCTLR_ELx[].IESB == '1';
        if IsFeatureImplemented(FEAT_DoubleFault) then
            sync_errors = sync_errors || (SCR_EL3.<EA,NMEA> == '11' && PSTATE.EL == EL3);
        if sync_errors then
            SynchronizeErrors();
            iesb_req = TRUE;
            TakeUnmaskedPhysicalSErrorInterrupts(iesb_req);

    boolean brbe_source_allowed = FALSE;
    bits(64) brbe_source_address = Zeros(64);
    if IsFeatureImplemented(FEAT_BRBE) then
        brbe_source_allowed = BranchRecordAllowed(PSTATE.EL);
        brbe_source_address = PC64;

    if !IsFeatureImplemented(FEAT_ExS) || SCTLR_ELx[].EOS == '1' then
        SynchronizeContext();

    // Attempts to change to an illegal state will invoke the Illegal Execution state mechanism
    bits(2) source_el = PSTATE.EL;
    boolean illegal_psr_state = IllegalExceptionReturn(spsr);
    SetPSTATEFromPSR(spsr, illegal_psr_state);
    ClearExclusiveLocal(ProcessorID());
    SendEventLocal();

    if illegal_psr_state && spsr<4> == '1' then
        // If the exception return is illegal, PC[63:32,1:0] are UNKNOWN
        new_pc<63:32> = bits(32) UNKNOWN;
        new_pc<1:0> = bits(2) UNKNOWN;
    elseif UsingAArch32() then // Return to AArch32
        // ELR_ELx[1:0] or ELR_ELx[0] are treated as being 0, depending on the
        // target instruction set state
        if PSTATE.T == '1' then
            new_pc<0> = '0'; // T32
        else
            new_pc<1:0> = '00'; // A32
    else // Return to AArch64
        // ELR_ELx[63:56] might include a tag
        new_pc = AArch64.BranchAddr(new_pc, PSTATE.EL);

    if IsFeatureImplemented(FEAT_BRBE) then
        BRBEEExceptionReturn(new_pc, source_el,
            brbe_source_allowed, brbe_source_address);

    if UsingAArch32() then
        if IsFeatureImplemented(FEAT_SME) && PSTATE.SM == '1' then ResetSVEState();

        // 32 most significant bits are ignored.
        boolean branch_conditional = FALSE;
        BranchTo(new_pc<31:0>, BranchType\_ERET, branch_conditional);
    else
        BranchToAddr(new_pc, BranchType\_ERET);

    CheckExceptionCatch(FALSE); // Check for debug event on exception return
```

## Library pseudocode for aarch64/functions/exclusive/AArch64.ExclusiveMonitorsPass

```
// AArch64.ExclusiveMonitorsPass()
// =====
// Return TRUE if the Exclusives monitors for the current PE include all of the addresses
// associated with the virtual address region of size bytes starting at address.
// The immediately following memory write must be to the same addresses.

// It is IMPLEMENTATION DEFINED whether the detection of memory aborts happens
// before or after the check on the local Exclusives monitor. As a result a failure
// of the local monitor can occur on some implementations even if the memory
// access would give an memory abort.

boolean AArch64.ExclusiveMonitorsPass(bits(64) address, integer size, AccessDescriptor accdesc)
    boolean aligned = IsAligned(address, size);

    if !aligned && AArch64.UnalignedAccessFaults(accdesc, address, size) then
        AArch64.Abort(address, AlignmentFault(accdesc));

    if !AArch64.IsExclusiveVA(address, ProcessorID(), size) then
        return FALSE;

    memaddrdesc = AArch64.TranslateAddress(address, accdesc, aligned, size);

    // Check for aborts or debug exceptions
    if IsFault(memaddrdesc) then
        AArch64.Abort(address, memaddrdesc.fault);

    passed = IsExclusiveLocal(memaddrdesc.address, ProcessorID(), size);
    ClearExclusiveLocal(ProcessorID());

    if passed && memaddrdesc.memattrs.shareability != Shareability\_NSH then
        passed = IsExclusiveGlobal(memaddrdesc.address, ProcessorID(), size);

    return passed;
```

## Library pseudocode for aarch64/functions/exclusive/AArch64.IsExclusiveVA

```
// AArch64.IsExclusiveVA()
// =====
// An optional IMPLEMENTATION DEFINED test for an exclusive access to a virtual
// address region of size bytes starting at address.
//
// It is permitted (but not required) for this function to return FALSE and
// cause a store exclusive to fail if the virtual address region is not
// totally included within the region recorded by MarkExclusiveVA().
//
// It is always safe to return TRUE which will check the physical address only.

boolean AArch64.IsExclusiveVA(bits(64) address, integer processorid, integer size);
```

## Library pseudocode for aarch64/functions/exclusive/AArch64.MarkExclusiveVA

```
// AArch64.MarkExclusiveVA()
// =====
// Optionally record an exclusive access to the virtual address region of size bytes
// starting at address for processorid.

AArch64.MarkExclusiveVA(bits(64) address, integer processorid, integer size);
```

## Library pseudocode for aarch64/functions/exclusive/AArch64.SetExclusiveMonitors

```
// AArch64.SetExclusiveMonitors()
// =====
// Sets the Exclusives monitors for the current PE to record the addresses associated
// with the virtual address region of size bytes starting at address.

AArch64.SetExclusiveMonitors(bits(64) address, integer size)
    boolean acqrel = FALSE;
    boolean tagchecked = FALSE;
    AccessDescriptor accdesc = CreateAccDescExLDST(MemOp\_LOAD, acqrel, tagchecked);
    boolean aligned = IsAligned(address, size);

    if !aligned && AArch64.UnalignedAccessFaults(accdesc, address, size) then
        AArch64.Abort(address, AlignmentFault(accdesc));

    memaddrdesc = AArch64.TranslateAddress(address, accdesc, aligned, size);

    // Check for aborts or debug exceptions
    if IsFault(memaddrdesc) then
        return;

    if memaddrdesc.memattrs.shareability != Shareability\_NSH then
        MarkExclusiveGlobal(memaddrdesc.paddress, ProcessorID(), size);

    MarkExclusiveLocal(memaddrdesc.paddress, ProcessorID(), size);

    AArch64.MarkExclusiveVA(address, ProcessorID(), size);
```

## Library pseudocode for aarch64/functions/extendreg/DecodeRegExtend

```
// DecodeRegExtend()
// =====
// Decode a register extension option

ExtendType DecodeRegExtend(bits(3) op)
    case op of
        when '000' return ExtendType\_UXTB;
        when '001' return ExtendType\_UXTH;
        when '010' return ExtendType\_UXTW;
        when '011' return ExtendType\_UXTX;
        when '100' return ExtendType\_SXTB;
        when '101' return ExtendType\_SXTH;
        when '110' return ExtendType\_SXTW;
        when '111' return ExtendType\_SXTX;
```

## Library pseudocode for aarch64/functions/extendreg/ExtendReg

```
// ExtendReg()
// =====
// Perform a register extension and shift

bits(N) ExtendReg(integer reg, ExtendType exttype, integer shift, integer N)
    assert shift >= 0 && shift <= 4;
    bits(N) val = X[reg, N];
    boolean unsigned;
    integer len;

    case exttype of
        when ExtendType\_SXTB unsigned = FALSE; len = 8;
        when ExtendType\_SXTH unsigned = FALSE; len = 16;
        when ExtendType\_SXTW unsigned = FALSE; len = 32;
        when ExtendType\_SCTX unsigned = FALSE; len = 64;
        when ExtendType\_UXTB unsigned = TRUE; len = 8;
        when ExtendType\_UXTH unsigned = TRUE; len = 16;
        when ExtendType\_UXTW unsigned = TRUE; len = 32;
        when ExtendType\_UCTX unsigned = TRUE; len = 64;

    // Note the extended width of the intermediate value and
    // that sign extension occurs from bit <len+shift-1>, not
    // from bit <len-1>. This is equivalent to the instruction
    // [SU]BFIZ Rtmp, Rreg, #shift, #len
    // It may also be seen as a sign/zero extend followed by a shift:
    // LSL(Extend(val<len-1:0>, N, unsigned), shift);

    constant integer nbits = Min(len, N - shift);
    return Extend(val<nbits-1:0> : Zeros(shift), N, unsigned);
```

## Library pseudocode for aarch64/functions/extendreg/ExtendType

```
// ExtendType
// =====
// AAarch64 register extend and shift.

enumeration ExtendType {ExtendType_SXTB, ExtendType_SXTH, ExtendType_SXTW, ExtendType_SCTX,
                        ExtendType_UXTB, ExtendType_UXTH, ExtendType_UXTW, ExtendType_UCTX};
```

## Library pseudocode for aarch64/functions/fpconvop/FPCConvOp

```
// FPCConvOp
// =====
// Floating-point convert/move instruction types.

enumeration FPCConvOp {FPCConvOp_CVT_FtoI, FPCConvOp_CVT_ItoF,
                      FPCConvOp_MOV_FtoI, FPCConvOp_MOV_ItoF,
                      FPCConvOp_CVT_FtoI_JS
};
```

## Library pseudocode for aarch64/functions/fpmaxminop/FPMaxMinOp

```
// FPMaxMinOp
// =====
// Floating-point min/max instruction types.

enumeration FPMaxMinOp {FPMaxMinOp_MAX, FPMaxMinOp_MIN,
                      FPMaxMinOp_MAXNUM, FPMaxMinOp_MINNUM};
```

## Library pseudocode for aarch64/functions/fpmr/CheckFPMREnabled

```
// CheckFPMREnabled()
// =====
// Check for Undefined instruction exception on indirect FPMR accesses.

CheckFPMREnabled()
    assert IsFeatureImplemented(FEAT_FPMR);

    if PSTATE.EL == EL0 then
        if !IsInHost() then
            if SCTLRL_EL1.EnFPM == '0' then UNDEFINED;
        else
            if SCTLRL_EL2.EnFPM == '0' then UNDEFINED;

    if PSTATE.EL IN {EL0, EL1} && EL2Enabled() && !IsInHost() then
        if !IsHCRXEL2Enabled() || HCRX_EL2.EnFPM == '0' then UNDEFINED;

    if PSTATE.EL != EL3 && HaveEL(EL3) then
        if SCR_EL3.EnFPM == '0' then UNDEFINED;
```

## Library pseudocode for aarch64/functions/fpunaryop/FPUnaryOp

```
// FPUnaryOp
// =====
// Floating-point unary instruction types.

enumeration FPUnaryOp    {FPUnaryOp_ABS, FPUnaryOp_MOV,
                          FPUnaryOp_NEG, FPUnaryOp_SQRT};
```



## Library pseudocode for aarch64/functions/fusedrstep/FPRSqrtStepFused

```
// FPRSqrtStepFused()
// =====

bits(N) FPRSqrtStepFused(bits(N) op1_in, bits(N) op2, FPCR_Type fpcr_in)
    assert N IN {16, 32, 64};
    FPCR_Type fpcr = fpcr_in;
    bits(N) result;
    bits(N) op1 = op1_in;
    boolean done;
    op1 = FPNeg(op1, fpcr);
    boolean altfp = IsFeatureImplemented(FEAT_AFP) && fpcr.AH == '1';
    boolean fpexc = !altfp; // Generate no floating-point exceptions
    if altfp then fpcr.<FIZ,FZ> = '11'; // Flush denormal input and output to zero
    if altfp then fpcr.RMode = '00'; // Use RNE rounding mode

    (type1,sign1,value1) = FPUnpack(op1, fpcr, fpexc);
    (type2,sign2,value2) = FPUnpack(op2, fpcr, fpexc);
    (done,result) = FPProcessNaNs(type1, type2, op1, op2, fpcr, fpexc);
    FPRounding rounding = FPRoundingMode(fpcr);

    if !done then
        inf1 = (type1 == FPType Infinity);
        inf2 = (type2 == FPType Infinity);
        zero1 = (type1 == FPType Zero);
        zero2 = (type2 == FPType Zero);

        if (inf1 && zero2) || (zero1 && inf2) then
            result = FPOnePointFive('0', N);
        elsif inf1 || inf2 then
            result = FPInfinity(sign1 EOR sign2, N);
        else
            // Fully fused multiply-add and halve
            result_value = (3.0 + (value1 * value2)) / 2.0;
            if result_value == 0.0 then
                // Sign of exact zero result depends on rounding mode
                sign = if rounding == FPRounding\_NEGINF then '1' else '0';
                result = FPZero(sign, N);
            else
                result = FPRound(result_value, fpcr, rounding, fpexc, N);

    return result;
```

## Library pseudocode for aarch64/functions/fusedrstep/FPRecipStepFused

```
// FPRecipStepFused()
// =====

bits(N) FPRecipStepFused(bits(N) op1_in, bits(N) op2, FPCR_Type fpcr_in)
    assert N IN {16, 32, 64};
    FPCR_Type fpcr = fpcr_in;
    bits(N) op1 = op1_in;
    bits(N) result;
    boolean done;
    op1 = FPNeg(op1, fpcr);

    boolean altfp = IsFeatureImplemented(FEAT_AFP) && fpcr.AH == '1';
    boolean fpexc = !altfp;                                     // Generate no floating-point exceptions
    if altfp then fpcr.<FIZ,FZ> = '11';                         // Flush denormal input and output to zero
    if altfp then fpcr.RMode = '00';                           // Use RNE rounding mode

    (type1,sign1,value1) = FPUnpack(op1, fpcr, fpexc);
    (type2,sign2,value2) = FPUnpack(op2, fpcr, fpexc);
    (done,result) = FPProcessNaNs(type1, type2, op1, op2, fpcr, fpexc);
    FPRounding rounding = FPRoundingMode(fpcr);

    if !done then
        inf1 = (type1 == FPType Infinity);
        inf2 = (type2 == FPType Infinity);
        zero1 = (type1 == FPType Zero);
        zero2 = (type2 == FPType Zero);

        if (inf1 && zero2) || (zero1 && inf2) then
            result = FPTwo('0', N);
        elsif inf1 || inf2 then
            result = FPInfinity(sign1 EOR sign2, N);
        else
            // Fully fused multiply-add
            result_value = 2.0 + (value1 * value2);
            if result_value == 0.0 then
                // Sign of exact zero result depends on rounding mode
                sign = if rounding == FPRounding NEGINF then '1' else '0';
                result = FPZero(sign, N);
            else
                result = FPRound(result_value, fpcr, rounding, fpexc, N);

    return result;
```

## Library pseudocode for aarch64/functions/gcs/AddGCSExRecord

```
// AddGCSExRecord()
// =====
// Generates and then writes an exception record to the
// current Guarded control stack.

AddGCSExRecord(bits(64) elr, bits(64) spsr, bits(64) lr)
    bits(64) ptr;
    boolean privileged = PSTATE.EL != EL0;
    AccessDescriptor accdesc = CreateAccDescGCS(MemOp\_STORE, privileged);

    ptr = GetCurrentGCSPtr();

    // Store the record
    Mem[ptr-8, 8, accdesc] = lr;
    Mem[ptr-16, 8, accdesc] = spsr;
    Mem[ptr-24, 8, accdesc] = elr;
    Mem[ptr-32, 8, accdesc] = Zeros(60):'1001';

    // Decrement the pointer value
    ptr = ptr - 32;

    SetCurrentGCSPtr(ptr);
    return;
```

## Library pseudocode for aarch64/functions/gcs/AddGCSRecord

```
// AddGCSRecord()
// =====
// Generates and then writes a record to the current Guarded
// control stack.

AddGCSRecord(bits(64) vaddress)
    bits(64) ptr;
    boolean privileged = PSTATE.EL != EL0;
    AccessDescriptor accdesc = CreateAccDescGCS(MemOp\_STORE, privileged);

    ptr = GetCurrentGCSPtr();

    // Store the record
    Mem[ptr-8, 8, accdesc] = vaddress;

    // Decrement the pointer value
    ptr = ptr - 8;

    SetCurrentGCSPtr(ptr);
    return;
```

## Library pseudocode for aarch64/functions/gcs/CheckGCSExRecord

```
// CheckGCSExRecord()
// =====
// Validates the provided values against the top entry of the
// current Guarded control stack.

CheckGCSExRecord(bits(64) elr, bits(64) spsr, bits(64) lr, GCSInstruction gcsinst_type)
    bits(64) ptr;
    boolean privileged = PSTATE.EL != EL0;
    AccessDescriptor accdesc = CreateAccDescGCS(MemOp\_LOAD, privileged);
    ptr = GetCurrentGCSPointer();

    // Check the lowest doubleword is correctly formatted
    bits(64) recorded_first_dword = Mem[ptr, 8, accdesc];
    if recorded_first_dword != Zeros(60):'1001' then
        GCSDDataCheckException(gcsinst_type);

    // Check the ELR matches the recorded value
    bits(64) recorded_elr = Mem[ptr+8, 8, accdesc];
    if recorded_elr != elr then
        GCSDDataCheckException(gcsinst_type);

    // Check the SPSR matches the recorded value
    bits(64) recorded_spsr = Mem[ptr+16, 8, accdesc];
    if recorded_spsr != spsr then
        GCSDDataCheckException(gcsinst_type);

    // Check the LR matches the recorded value
    bits(64) recorded_lr = Mem[ptr+24, 8, accdesc];
    if recorded_lr != lr then
        GCSDDataCheckException(gcsinst_type);

    // Increment the pointer value
    ptr = ptr + 32;

    SetCurrentGCSPointer(ptr);
    return;
```

## Library pseudocode for aarch64/functions/gcs/CheckGCSSTREnabled

```
// CheckGCSSTREnabled()
// =====
// Trap GCSSTR or GCSSTTR instruction if trapping is enabled.

CheckGCSSTREnabled()
    case PSTATE.EL of
        when EL0
            if GCSCRE0_EL1.STREn == '0' then
                if EL2Enabled() && HCR_EL2.TGE == '1' then
                    GCSSTRTrapException(EL2);
                else
                    GCSSTRTrapException(EL1);
            when EL1
                if GCSCR_EL1.STREn == '0' then
                    GCSSTRTrapException(EL1);
                elsif (EL2Enabled() && (!HaveEL(EL3) || SCR_EL3.FGTEn == '1') &&
                    HFGITR_EL2.nGCSSTR_EL1 == '0') then
                    GCSSTRTrapException(EL2);
            when EL2
                if GCSCR_EL2.STREn == '0' then
                    GCSSTRTrapException(EL2);
            when EL3
                if GCSCR_EL3.STREn == '0' then
                    GCSSTRTrapException(EL3);
    return;
```

## Library pseudocode for aarch64/functions/gcs/EXLOCKException

```
// EXLOCKException()
// =====
// Handle an EXLOCK exception condition.

EXLOCKException()
    bits(64) preferred_exception_return = ThisInstrAddr(64);
    integer vect_offset = 0x0;

    except = ExceptionSyndrome(Exception\_GCSFail);
    except.syndrome<24> = Zeros();
    except.syndrome<23:20> = '0001';
    except.syndrome<19:0> = Zeros();
    AArch64.TakeException(PSTATE.EL, except, preferred_exception_return, vect_offset);
```

## Library pseudocode for aarch64/functions/gcs/GCSDataCheckException

```
// GCSDataCheckException()
// =====
// Handle a Guarded Control Stack data check fault condition.

GCSDataCheckException(GCSInstruction gcsinst_type)
    bits(2) target_el;
    bits(64) preferred_exception_return = ThisInstrAddr(64);
    integer vect_offset = 0x0;
    boolean rn_unknown = FALSE;
    boolean is_ret = FALSE;
    boolean is_reta = FALSE;

    if PSTATE.EL == EL0 then
        target_el = if (EL2Enabled() && HCR_EL2.TGE == '1') then EL2 else EL1;
    else
        target_el = PSTATE.EL;
    except = ExceptionSyndrome(Exception\_GCSFail);
    case gcsinst_type of
        when GCSInstType\_PRET
            except.syndrome<4:0> = '00000';
            is_ret = TRUE;
        when GCSInstType\_POPM
            except.syndrome<4:0> = '00001';
        when GCSInstType\_PRETAA
            except.syndrome<4:0> = '00010';
            is_reta = TRUE;
        when GCSInstType\_PRETAB
            except.syndrome<4:0> = '00011';
            is_reta = TRUE;
        when GCSInstType\_SS1
            except.syndrome<4:0> = '00100';
        when GCSInstType\_SS2
            except.syndrome<4:0> = '00101';
            rn_unknown = TRUE;
        when GCSInstType\_POPCX
            rn_unknown = TRUE;
            except.syndrome<4:0> = '01000';
        when GCSInstType\_POPX
            except.syndrome<4:0> = '01001';
    if rn_unknown == TRUE then
        except.syndrome<9:5> = bits(5) UNKNOWN;
    elsif is_ret == TRUE then
        except.syndrome<9:5> = ThisInstr()<9:5>;
    elsif is_reta == TRUE then
        except.syndrome<9:5> = '11110';
    else
        except.syndrome<9:5> = ThisInstr()<4:0>;
    except.syndrome<24:10> = Zeros();
    except.vaddress = bits(64) UNKNOWN;
    AArch64.TakeException(target_el, except, preferred_exception_return, vect_offset);
```

### Library pseudocode for aarch64/functions/gcs/GCSEnabled

```
// GCSEnabled()
// =====
// Returns TRUE if the Guarded control stack is enabled at
// the provided Exception level.

boolean GCSEnabled(bits(2) el)
    if UsingAArch32() then
        return FALSE;

    if HaveEL(EL3) && el != EL3 && SCR_EL3.GCSEn == '0' then
        return FALSE;

    if (el IN {EL0, EL1} && EL2Enabled() && !ELIsInHost(EL0) &&
        (!IsHCRXEL2Enabled() || HCRX_EL2.GCSEn == '0')) then
        return FALSE;

    return GCSPCRSelected(el);
```

### Library pseudocode for aarch64/functions/gcs/GCSInstruction

```
// GCSInstruction
// =====

enumeration GCSInstruction {
    GCSInstType_PRET,    // Procedure return without Pointer authentication
    GCSInstType_POPM,    // GCSPOPM instruction
    GCSInstType_PRETAA,  // Procedure return with Pointer authentication that used key A
    GCSInstType_PRETAB,  // Procedure return with Pointer authentication that used key B
    GCSInstType_SS1,     // GCSSS1 instruction
    GCSInstType_SS2,     // GCSSS2 instruction
    GCSInstType_POPCX,   // GCSPOPCX instruction
    GCSInstType_POPX     // GCSPOPX instruction
};
```

### Library pseudocode for aarch64/functions/gcs/GCSPCREnabled

```
// GCSPCREnabled()
// =====
// Returns TRUE if the Guarded control stack is PCR enabled
// at the provided Exception level.

boolean GCSPCREnabled(bits(2) el)
    return GCSPCRSelected(el) && GCSEnabled(el);
```

### Library pseudocode for aarch64/functions/gcs/GCSPCRSelected

```
// GCSPCRSelected()
// =====
// Returns TRUE if the Guarded control stack is PCR selected
// at the provided Exception level.

boolean GCSPCRSelected(bits(2) el)
    case el of
        when EL0 return GCSCRE0_EL1.PCRSEL == '1';
        when EL1 return GCSCR_EL1.PCRSEL == '1';
        when EL2 return GCSCR_EL2.PCRSEL == '1';
        when EL3 return GCSCR_EL3.PCRSEL == '1';
    Unreachable();
    return TRUE;
```

## Library pseudocode for aarch64/functions/gcs/GCSPOPCX

```
// GCSPOPCX()
// =====
// Called to pop and compare a Guarded control stack exception return record.

GCSPOPCX()
    bits(64) spsr = SPSR\_ELx\[\];
    if !GCSEnabled(PSTATE.EL) then
        EndOfInstruction();
    CheckGCSExRecord(ELR_ELx[], spsr, X[30,64], GCSInstType\_POPCX);
    PSTATE.EXLOCK = if GetCurrentEXLOCKEN() then '1' else '0';
    return;
```

## Library pseudocode for aarch64/functions/gcs/GCSPOPM

```
// GCSPOPM()
// =====
// Called to pop a Guarded control stack procedure return record.

bits(64) GCSPOPM()
    bits(64) ptr;
    boolean privileged = PSTATE.EL != EL0;
    AccessDescriptor accdesc = CreateAccDescGCS(MemOp\_LOAD, privileged);

    if !GCSEnabled(PSTATE.EL) then EndOfInstruction();
    ptr = GetCurrentGCSPtr();
    bits(64) gcs_entry = Mem[ptr, 8, accdesc];

    if gcs_entry<1:0> != '00' then
        GCSDataCheckException(GCSInstType\_POPM);

    ptr = ptr + 8;
    SetCurrentGCSPtr(ptr);
    return gcs_entry;
```

## Library pseudocode for aarch64/functions/gcs/GCSPOPX

```
// GCSPOPX()
// =====
// Called to pop a Guarded control stack exception return record.

GCSPOPX()
    if !GCSEnabled(PSTATE.EL) then EndOfInstruction();

    bits(64) ptr;
    boolean privileged = PSTATE.EL != EL0;
    AccessDescriptor accdesc = CreateAccDescGCS(MemOp\_LOAD, privileged);
    ptr = GetCurrentGCSPtr();

    // Check the lowest doubleword is correctly formatted
    bits(64) recorded_first_dword = Mem[ptr, 8, accdesc];
    if recorded_first_dword != Zeros(60):'1001' then
        GCSDataCheckException(GCSInstType\_POPX);

    // Ignore these loaded values, however they might have
    // faulted which is why we load them anyway
    bits(64) recorded_elr = Mem[ptr+8, 8, accdesc];
    bits(64) recorded_spsr = Mem[ptr+16, 8, accdesc];
    bits(64) recorded_lr = Mem[ptr+24, 8, accdesc];

    // Increment the pointer value
    ptr = ptr + 32;

    SetCurrentGCSPtr(ptr);
    return;
```

## Library pseudocode for aarch64/functions/gcs/GCSPUSHM

```
// GCSPUSHM()
// =====
// Called to push a Guarded control stack procedure return record.

GCSPUSHM(bits(64) value)
    if !GCSEnabled(PSTATE.EL) then EndOfInstruction();
    AddGCSRecord(value);
    return;
```

## Library pseudocode for aarch64/functions/gcs/GCSPUSHX

```
// GCSPUSHX()
// =====
// Called to push a Guarded control stack exception return record.

GCSPUSHX()
    bits(64) spsr = SPSR_ELx[];
    if !GCSEnabled(PSTATE.EL) then
        EndOfInstruction();
    AddGCSExRecord(ELR_ELx[], spsr, X[30,64]);
    PSTATE.EXLOCK = '0';
    return;
```

## Library pseudocode for aarch64/functions/gcs/GCSReturnValueCheckEnabled

```
// GCSReturnValueCheckEnabled()
// =====
// Returns TRUE if the Guarded control stack has return value
// checking enabled at the current Exception level.

boolean GCSReturnValueCheckEnabled(bits(2) el)
    if UsingAArch32() then
        return FALSE;
    case el of
        when EL0 return GCSCRE0_EL1.RVCHKEN == '1';
        when EL1 return GCSCR_EL1.RVCHKEN == '1';
        when EL2 return GCSCR_EL2.RVCHKEN == '1';
        when EL3 return GCSCR_EL3.RVCHKEN == '1';
```

## Library pseudocode for aarch64/functions/gcs/GCSSS1

```
// GCSSS1()
// =====
// Operational pseudocode for GCSSS1 instruction.

GCSSS1(bits(64) incoming_pointer)
    bits(64) outgoing_pointer, cmpoperand, operand, data;
    if !GCSEnabled(PSTATE.EL) then EndOfInstruction();
    boolean privileged = PSTATE.EL != EL0;
    AccessDescriptor accdesc = CreateAccDescGCSSS1(privileged);
    outgoing_pointer = GetCurrentGCSPointer();
    // Valid cap entry is expected
    cmpoperand = incoming_pointer[63:12]:'000000000001';
    // In-progress cap entry should be stored if the comparison is successful
    operand = outgoing_pointer[63:3]:'101';

    data = MemAtomic(incoming_pointer, cmpoperand, operand, accdesc);
    if data == cmpoperand then
        SetCurrentGCSPointer(incoming_pointer[63:3]:'000');
    else
        GCSDataCheckException(GCSInstType_SS1);
    return;
```



## Library pseudocode for aarch64/functions/gcs/GCSSS2

```
// GCSSS2()
// =====
// Operational pseudocode for GCSSS2 instruction.

bits(64) GCSSS2()
    bits(64) outgoing_pointer, incoming_pointer, outgoing_value;
    boolean privileged = PSTATE.EL != EL0;
    AccessDescriptor accdesc_ld = CreateAccDescGCS(MemOp\_LOAD, privileged);
    AccessDescriptor accdesc_st = CreateAccDescGCS(MemOp\_STORE, privileged);
    if !GCSEnabled(PSTATE.EL) then EndOfInstruction();
    incoming_pointer = GetCurrentGCSPointer();
    outgoing_value = Mem[incoming_pointer, 8, accdesc_ld];

    if outgoing_value[2:0] == '101' then //in_progress token
        outgoing_pointer[63:3] = outgoing_value[63:3] - 1;
        outgoing_pointer[2:0] = '000';
        outgoing_value = outgoing_pointer[63:12]: '000000000001';
        Mem[outgoing_pointer, 8, accdesc_st] = outgoing_value;
        SetCurrentGCSPointer(incoming_pointer + 8);
        GCSSynchronizationBarrier();
    else
        GCSDataCheckException(GCSInstType\_SS2);
    return outgoing_pointer;
```

## Library pseudocode for aarch64/functions/gcs/GCSSTRTrapException

```
// GCSSTRTrapException()
// =====
// Handle a trap on GCSSTR instruction condition.

GCSSTRTrapException(bits(2) target_el)
    bits(64) preferred_exception_return = ThisInstrAddr(64);
    integer vect_offset = 0x0;

    except = ExceptionSyndrome(Exception\_GCSFail);
    except.syndrome<24> = Zeros();
    except.syndrome<23:20> = '0010';
    except.syndrome<19:15> = Zeros();
    except.syndrome<14:10> = ThisInstr()<9:5>;
    except.syndrome<9:5> = ThisInstr()<4:0>;
    except.syndrome<4:0> = Zeros();
    AArch64.TakeException(target_el, except, preferred_exception_return, vect_offset);
```

## Library pseudocode for aarch64/functions/gcs/GCSSynchronizationBarrier

```
// GCSSynchronizationBarrier()
// =====
// Barrier instruction that synchronizes Guarded Control Stack
// accesses in relation to other load and store accesses

GCSSynchronizationBarrier();
```

## Library pseudocode for aarch64/functions/gcs/GetCurrentEXLOCKEN

```
// GetCurrentEXLOCKEN()
// =====

boolean GetCurrentEXLOCKEN()
    if Halted\(\) || Restarting\(\) then
        return FALSE;

    case PSTATE.EL of
        when EL0
            Unreachable\(\);
        when EL1
            return GCSCR_EL1.EXLOCKEN == '1';
        when EL2
            return GCSCR_EL2.EXLOCKEN == '1';
        when EL3
            return GCSCR_EL3.EXLOCKEN == '1';
```

## Library pseudocode for aarch64/functions/gcs/GetCurrentGCSPtr

```
// GetCurrentGCSPtr()
// =====
// Returns the value of the current Guarded control stack
// pointer register.

bits(64) GetCurrentGCSPtr()
    bits(64) ptr;

    case PSTATE.EL of
        when EL0
            ptr = GCSPR_EL0.PTR:'000';
        when EL1
            ptr = GCSPR_EL1.PTR:'000';
        when EL2
            ptr = GCSPR_EL2.PTR:'000';
        when EL3
            ptr = GCSPR_EL3.PTR:'000';
    return ptr;
```

## Library pseudocode for aarch64/functions/gcs/LoadCheckGCSRecord

```
// LoadCheckGCSRecord()
// =====
// Validates the provided address against the top entry of the
// current Guarded control stack.

bits(64) LoadCheckGCSRecord(bits(64) vaddress, GCSInstruction gcsinst_type)
    bits(64) ptr;
    bits(64) recorded_va;
    boolean privileged = PSTATE.EL != EL0;
    AccessDescriptor accdesc = CreateAccDescGCS(MemOp\_LOAD, privileged);

    ptr = GetCurrentGCSPtr\(\);
    recorded_va = Mem[ptr, 8, accdesc];
    if GCSReturnValueCheckEnabled(PSTATE.EL) && (recorded_va != vaddress) then
        GCSDataCheckException(gcsinst_type);

    return recorded_va;
```

## Library pseudocode for aarch64/functions/gcs/SetCurrentGCSPointer

```
// SetCurrentGCSPointer()
// =====
// Writes a value to the current Guarded control stack pointer register.

SetCurrentGCSPointer(bits(64) ptr)
  case PSTATE.EL of
    when EL0
      GCSPR_EL0.PTR = ptr<63:3>;
    when EL1
      GCSPR_EL1.PTR = ptr<63:3>;
    when EL2
      GCSPR_EL2.PTR = ptr<63:3>;
    when EL3
      GCSPR_EL3.PTR = ptr<63:3>;
  return;
```



```

// AArch64.IC()
// =====
// Perform Instruction Cache Operation.

AArch64.IC(CacheOpScope opscope)
    regval = bits(64) UNKNOWN;
    AArch64.IC(regval, opscope);

// AArch64.IC()
// =====
// Perform Instruction Cache Operation.

AArch64.IC(bits(64) regval, CacheOpScope opscope)
    CacheRecord cache;

    cache.acctype = AccessType_IC;
    cache.cachetype = CacheType_Instruction;
    cache.cacheop = CacheOp_Invalidate;
    cache.opscope = opscope;

    if opscope IN {CacheOpScope_ALLU, CacheOpScope_ALLUIS} then
        ss = SecurityStateAtEL(PSTATE.EL);
        cache.cpas = CPASAtSecurityState(ss);
        if (opscope == CacheOpScope_ALLUIS || (opscope == CacheOpScope_ALLU && PSTATE.EL == EL1
            && EL2Enabled() && HCR_EL2.FB == '1')) then
            cache.shareability = Shareability_ISH;
        else
            cache.shareability = Shareability_NSH;
        cache.regval = regval;
        CACHE_OP(cache);
    else
        assert opscope == CacheOpScope_PoU;

        if EL2Enabled() && !IsInHost() then
            if PSTATE.EL IN {EL0, EL1} then
                cache.is_vmid_valid = TRUE;
                cache.vmid = VMID[];
            else
                cache.is_vmid_valid = FALSE;
        else
            cache.is_vmid_valid = FALSE;

        if PSTATE.EL == EL0 then
            cache.is_asid_valid = TRUE;
            cache.asid = ASID[];
        else
            cache.is_asid_valid = FALSE;

        bits(64) vaddress = regval;
        boolean need_translate = ICInstNeedsTranslation(opscope);

        cache.vaddress = regval;
        cache.shareability = Shareability_NSH;
        cache.translated = need_translate;

        if !need_translate then
            cache.paddress = FullAddress UNKNOWN;
            CACHE_OP(cache);
            return;

        AccessDescriptor accdesc = CreateAccDescIC(cache);
        boolean aligned = TRUE;
        integer size = 0;
        AddressDescriptor memaddrdesc = AArch64.TranslateAddress(vaddress, accdesc, aligned, size);

        if IsFault(memaddrdesc) then
            AArch64.Abort(regval, memaddrdesc.fault);

        cache.cpas = CPASAtPAS(memaddrdesc.paddress.paspace);
        cache.paddress = memaddrdesc.paddress;

```

```

    CACHE\_OP(cache);
return;

```

### Library pseudocode for aarch64/functions/immediateop/ImmediateOp

```

// ImmediateOp
// =====
// Vector logical immediate instruction types.

enumeration ImmediateOp {ImmediateOp_MOVI, ImmediateOp_MVNI,
    ImmediateOp_ORR, ImmediateOp_BIC};

```

### Library pseudocode for aarch64/functions/logicalop/LogicalOp

```

// LogicalOp
// =====
// Logical instruction types.

enumeration LogicalOp {LogicalOp_AND, LogicalOp_EOR, LogicalOp_ORR};

```

### Library pseudocode for aarch64/functions/mec/AArch64.S1AMECFault

```

// AArch64.S1AMECFault()
// =====
// Returns TRUE if a Translation fault should occur for Realm EL2 and Realm EL2&0
// stage 1 translated addresses to Realm PA space.

boolean AArch64.S1AMECFault(S1TTWParams walkparams, PASpace paspace, Regime regime,
    bits(N) descriptor)
    assert N IN {64,128};
    bit descriptor_amec = if walkparams.d128 == '1' then descriptor<108> else descriptor<63>;

    return (walkparams.<emec,amec> == '10' &&
        regime IN {Regime\_EL2, Regime\_EL20} &&
        paspace == PAS Realm &&
        descriptor_amec == '1');

```

### Library pseudocode for aarch64/functions/mec/AArch64.S1DisabledOutputMECID

```

// AArch64.S1DisabledOutputMECID()
// =====
// Returns the output MECID when stage 1 address translation is disabled.

bits(16) AArch64.S1DisabledOutputMECID(S1TTWParams walkparams, Regime regime, PASpace paspace)
    if walkparams.emec == '0' then
        return DEFAULT\_MECID;

    if !(regime IN {Regime\_EL2, Regime\_EL20, Regime\_EL10}) then
        return DEFAULT\_MECID;

    if paspace != PAS Realm then
        return DEFAULT\_MECID;

    if regime == Regime\_EL10 then
        return VMECID_P_EL2.MECID;
    else
        return MECID_P0_EL2.MECID;

```

## Library pseudocode for aarch64/functions/mec/AArch64.S1OutputMECID

```
// AArch64.S1OutputMECID()
// =====
// Returns the output MECID when stage 1 address translation is enabled.

bits(16) AArch64.S1OutputMECID(S1TTWParams walkparams, Regime regime, VARange varange,
                                PASpace paspace, bits(N) descriptor)
    assert N IN {64,128};

    if walkparams.emec == '0' then
        return DEFAULT MECID;

    if paspace != PAS Realm then
        return DEFAULT MECID;

    bit descriptor_amec = if walkparams.d128 == '1' then descriptor<108> else descriptor<63>;
    case regime of
        when Regime\_EL3
            return MECID_RL_A_EL3.MECID;
        when Regime\_EL2
            if descriptor_amec == '0' then
                return MECID_P0_EL2.MECID;
            else
                return MECID_A0_EL2.MECID;
        when Regime\_EL20
            if varange == VARange\_LOWER then
                if descriptor_amec == '0' then
                    return MECID_P0_EL2.MECID;
                else
                    return MECID_A0_EL2.MECID;
            else
                if descriptor_amec == '0' then
                    return MECID_P1_EL2.MECID;
                else
                    return MECID_A1_EL2.MECID;
        when Regime\_EL10
            return VMECID_P_EL2.MECID;
```

## Library pseudocode for aarch64/functions/mec/AArch64.S2OutputMECID

```
// AArch64.S2OutputMECID()
// =====
// Returns the output MECID for stage 2 address translation.

bits(16) AArch64.S2OutputMECID(S2TTWParams walkparams, PASpace paspace, bits(N) descriptor)
    assert N IN {64,128};

    if walkparams.emec == '0' then
        return DEFAULT MECID;

    if paspace != PAS Realm then
        return DEFAULT MECID;

    bit descriptor_amec = if walkparams.d128 == '1' then descriptor<108> else descriptor<63>;
    if descriptor_amec == '0' then
        return VMECID_P_EL2.MECID;
    else
        return VMECID_A_EL2.MECID;
```

## Library pseudocode for aarch64/functions/mec/AArch64.TTWalkMECID

```
// AArch64.TTWalkMECID()
// =====
// Returns the associated MECID for the translation table walk of the given
// translation regime and Security state.

bits(16) AArch64.TTWalkMECID(bit emec, Regime regime, SecurityState ss)
    if emec == '0' then
        return DEFAULT\_MECID;

    if ss != SS\_Realm then
        return DEFAULT\_MECID;

    case regime of
        when Regime\_EL2
            return MECID_P0_EL2.MECID;
        when Regime\_EL20
            if TCR_EL2.A1 == '0' then
                return MECID_P1_EL2.MECID;
            else
                return MECID_P0_EL2.MECID;
        // This applies to stage 1 and stage 2 translation table walks for
        // Realm EL1&0, but the stage 2 translation for a stage 1 walk
        // might later override the MECID according to AMEC configuration.
        when Regime\_EL10
            return VMECID_P_EL2.MECID;
        otherwise
            Unreachable();
```

## Library pseudocode for aarch64/functions/mec/DEFAULT\_MECID

```
constant bits(16) DEFAULT_MECID = Zeros(16);
```



## Library pseudocode for aarch64/functions/memory/AArch64.AccessIsTagChecked

```
// AArch64.AccessIsTagChecked()
// =====
// TRUE if a given access is tag-checked, FALSE otherwise.

boolean AArch64.AccessIsTagChecked(bits(64) vaddr, AccessDescriptor accdesc)
    assert accdesc.tagchecked;

    if UsingAArch32() then
        return FALSE;

    if !AArch64.AllocationTagAccessIsEnabled(accdesc.el) then
        return FALSE;

    if PSTATE.TCO == '1' then
        return FALSE;

    if (Halted() && EDSCR.MA == '1' &&
        ConstrainUnpredictableBool(Unpredictable\_NODTRTAGCHK)) then
        return FALSE;

    if (IsFeatureImplemented(FEAT_MTE_STORE_ONLY) && !accdesc.write &&
        StoreOnlyTagCheckingEnabled(accdesc.el)) then
        return FALSE;

    boolean is_instr = FALSE;
    if (EffectiveMTX(vaddr, is_instr, PSTATE.EL) == '0' &&
        EffectiveTBI(vaddr, is_instr, PSTATE.EL) == '0') then
        return FALSE;

    if (EffectiveTCMA(vaddr, PSTATE.EL) == '1' &&
        (vaddr<59:55> == '00000' || vaddr<59:55> == '11111')) then
        return FALSE;

    return TRUE;
```

## Library pseudocode for aarch64/functions/memory/AArch64.AddressWithAllocationTag

```
// AArch64.AddressWithAllocationTag()
// =====
// Generate a 64-bit value containing a Logical Address Tag from a 64-bit
// virtual address and an Allocation Tag.
// If the extension is disabled, treats the Allocation Tag as '0000'.

bits(64) AArch64.AddressWithAllocationTag(bits(64) address, bits(4) allocation_tag)
    bits(64) result = address;
    bits(4) tag;
    if AArch64.AllocationTagAccessIsEnabled(PSTATE.EL) then
        tag = allocation_tag;
    else
        tag = '0000';
    result<59:56> = tag;
    return result;
```

## Library pseudocode for aarch64/functions/memory/AArch64.AllocationTagCheck

```
// AArch64.AllocationTagCheck()
// =====
// Performs an Allocation Tag Check operation for a memory access and
// returns whether the check passed.

boolean AArch64.AllocationTagCheck(AddressDescriptor memaddrdesc, AccessDescriptor accdesc,
                                   bits(4) ptag)
    if memaddrdesc.memattrs.tags == MemTag\_AllocationTagged then
        (memstatus, readtag) = PhysMemTagRead(memaddrdesc, accdesc);
        if IsFault(memstatus) then
            HandleExternalReadAbort(memstatus, memaddrdesc, 1, accdesc);

        return ptag == readtag;
    else
        return TRUE;
```

## Library pseudocode for aarch64/functions/memory/AArch64.AllocationTagFromAddress

```
// AArch64.AllocationTagFromAddress()
// =====
// Generate an Allocation Tag from a 64-bit value containing a Logical Address Tag.

bits(4) AArch64.AllocationTagFromAddress(bits(64) tagged_address)
    return tagged_address<59:56>;
```

## Library pseudocode for aarch64/functions/memory/AArch64.CanonicalTagCheck

```
// AArch64.CanonicalTagCheck()
// =====
// Performs a Canonical Tag Check operation for a memory access and
// returns whether the check passed.

boolean AArch64.CanonicalTagCheck(AddressDescriptor memaddrdesc, bits(4) ptag)
    expected_tag = if memaddrdesc.vaddress<55> == '0' then '0000' else '1111';
    return ptag == expected_tag;
```

## Library pseudocode for aarch64/functions/memory/AArch64.CheckTag

```
// AArch64.CheckTag()
// =====
// Performs a Tag Check operation for a memory access and returns
// whether the check passed

boolean AArch64.CheckTag(AddressDescriptor memaddrdesc, AccessDescriptor accdesc, bits(4) ptag)
    if memaddrdesc.memattrs.tags == MemTag\_AllocationTagged then
        return AArch64.AllocationTagCheck(memaddrdesc, accdesc, ptag);
    elsif memaddrdesc.memattrs.tags == MemTag\_CanonicalTagged then
        return AArch64.CanonicalTagCheck(memaddrdesc, ptag);
    else
        return TRUE;
```

## Library pseudocode for aarch64/functions/memory/AArch64.IsUnprivAccessPriv

```
// AArch64.IsUnprivAccessPriv()
// =====
// Returns TRUE if an unprivileged access is privileged, and FALSE otherwise.

boolean AArch64.IsUnprivAccessPriv()
    boolean privileged;

    case PSTATE.EL of
        when EL0
            privileged = FALSE;
        when EL1 privileged = EffectiveHCR\_EL2\_NVx\(\)<1:0> == '11';
        when EL2 privileged = !ELIsInHost(EL0);
        when EL3
            privileged = TRUE;

    if IsFeatureImplemented(FEAT_UAO) && PSTATE.UAO == '1' then
        privileged = PSTATE.EL != EL0;

    return privileged;
```

## Library pseudocode for aarch64/functions/memory/AArch64.MemSingle

```
// AArch64.MemSingle[] - non-assignment (read) form
// =====
// Perform an atomic, little-endian read of 'size' bytes.

bits(size*8) AArch64.MemSingle[bits(64) address, integer size, AccessDescriptor accdesc,
    boolean aligned]

    bits(size*8) value;
    AddressDescriptor memaddrdesc;
    PhysMemRetStatus memstatus;

    (value, memaddrdesc, memstatus) = AArch64.MemSingleRead(address, size, accdesc, aligned);

    // Check for a fault from translation or the output of translation.
    if IsFault(memaddrdesc) then
        AArch64.Abort(address, memaddrdesc.fault);

    // Check for external aborts.
    if IsFault(memstatus) then
        HandleExternalAbort(memstatus, accdesc.write, memaddrdesc, size, accdesc);

    return value;

// AArch64.MemSingle[] - assignment (write) form
// =====
// Perform an atomic, little-endian write of 'size' bytes.

AArch64.MemSingle[bits(64) address, integer size, AccessDescriptor accdesc,
    boolean aligned] = bits(size*8) value
    AddressDescriptor memaddrdesc;
    PhysMemRetStatus memstatus;

    (memaddrdesc, memstatus) = AArch64.MemSingleWrite(address, size, accdesc, aligned, value);

    // Check for a fault from translation or the output of translation.
    if IsFault(memaddrdesc) then
        AArch64.Abort(address, memaddrdesc.fault);

    // Check for external aborts.
    if IsFault(memstatus) then
        HandleExternalWriteAbort(memstatus, memaddrdesc, size, accdesc);

    return;
```



```

// AArch64.MemSingleRead()
// =====
// Perform an atomic, little-endian read of 'size' bytes.

(bits(size*8), AddressDescriptor, PhysMemRetStatus) AArch64.MemSingleRead(bits(64) address,
                                                                    integer size,
                                                                    AccessDescriptor accdesc_in,
                                                                    boolean aligned)

assert size IN {1, 2, 4, 8, 16};
bits(size*8) value = bits(size*8) UNKNOWN;
PhysMemRetStatus memstatus = PhysMemRetStatus UNKNOWN;
AccessDescriptor accdesc = accdesc_in;
if IsFeatureImplemented(FEAT_LSE2) then
    integer quantity = MemSingleGranule();
    assert AllInAlignedQuantity(address, size, quantity);
else
    assert IsAligned(address, size);

// If the instruction encoding permits tag checking, confer with system register configuration
// which may override this.
if IsFeatureImplemented(FEAT_MTE2) && accdesc.tagchecked then
    accdesc.tagchecked = AArch64.AccessIsTagChecked(address, accdesc);

AddressDescriptor memaddrdesc;
memaddrdesc = AArch64.TranslateAddress(address, accdesc, aligned, size);

// Check for aborts or debug exceptions
if IsFault(memaddrdesc) then
    return (value, memaddrdesc, memstatus);

// Memory array access
if IsFeatureImplemented(FEAT_TME) then
    if accdesc.transactional && !MemHasTransactionalAccess(memaddrdesc.memattrs) then
        FailTransaction(TMFailure\_IMP, FALSE);

if IsFeatureImplemented(FEAT_MTE2) && accdesc.tagchecked then
    bits(4) ptag = AArch64.PhysicalTag(address);
    if !AArch64.CheckTag(memaddrdesc, accdesc, ptag) then
        TCFType tcf = AArch64.EffectiveTCF(accdesc.el, accdesc.read);
        case tcf of
            when TCFType Ignore
                // Tag Check Faults have no effect on the PE.
            when TCFType Sync
                memaddrdesc.fault.statuscode = Fault\_TagCheck;
                return (value, memaddrdesc, memstatus);
            when TCFType Async
                AArch64.ReportTagCheckFault(accdesc.el, address<55>);

if SPESampleInFlight then
    boolean is_load = TRUE;
    SPESampleLoadStore(is_load, accdesc, memaddrdesc);

boolean atomic;
if (memaddrdesc.memattrs.memtype == MemType\_Normal &&
    memaddrdesc.memattrs.inner.attrs == MemAttr\_WB &&
    memaddrdesc.memattrs.outer.attrs == MemAttr\_WB) then
    atomic = TRUE;
elseif (accdesc.exclusive || accdesc.atomicop ||
    accdesc.acqsc || accdesc.acqpc || accdesc.relsc) then
    if !aligned && !ConstrainUnpredictableBool(Unpredictable\_MISALIGNEDATOMIC) then
        memaddrdesc.fault = AlignmentFault(accdesc);
        return (value, memaddrdesc, memstatus);
    else
        atomic = TRUE;
elseif aligned then
    atomic = !accdesc.ispair;
else
    // Misaligned accesses within MemSingleGranule() byte aligned memory but
    // not Normal Cacheable Writeback are Atomic
    atomic = boolean IMPLEMENTATION_DEFINED "FEAT_LSE2: access is atomic";

```

```

if atomic then
    (memstatus, value) = PhysMemRead(memaddrdesc, size, accdesc);
    if IsFault(memstatus) then
        return (value, memaddrdesc, memstatus);

elsif aligned && accdesc.ispair then
    assert size IN {8, 16};
    constant integer halfsize = size DIV 2;
    bits(halfsize * 8) lowhalf, highhalf;
    (memstatus, lowhalf) = PhysMemRead(memaddrdesc, halfsize, accdesc);
    if IsFault(memstatus) then
        return (value, memaddrdesc, memstatus);

    memaddrdesc.paddress.address = memaddrdesc.paddress.address + halfsize;
    (memstatus, highhalf) = PhysMemRead(memaddrdesc, halfsize, accdesc);
    if IsFault(memstatus) then
        return (value, memaddrdesc, memstatus);

    value = highhalf:lowhalf;
else
    for i = 0 to size-1
        (memstatus, value<8*i+7:8*i>) = PhysMemRead(memaddrdesc, 1, accdesc);
        if IsFault(memstatus) then
            return (value, memaddrdesc, memstatus);

        memaddrdesc.paddress.address = memaddrdesc.paddress.address + 1;

return (value, memaddrdesc, memstatus);

```



```

// AArch64.MemSingleWrite()
// =====
// Perform an atomic, little-endian write of 'size' bytes.

(AddressDescriptor, PhysMemRetStatus) AArch64.MemSingleWrite(bits(64) address, integer size,
                                                             AccessDescriptor accdesc_in,
                                                             boolean aligned, bits(size*8) value)

assert size IN {1, 2, 4, 8, 16};
AccessDescriptor accdesc = accdesc_in;
if IsFeatureImplemented(FEAT_LSE2) then
    integer quantity = MemSingleGranule();
    assert AllInAlignedQuantity(address, size, quantity);
else
    assert IsAligned(address, size);

// If the instruction encoding permits tag checking, confer with system register configuration
// which may override this.
if IsFeatureImplemented(FEAT_MTE2) && accdesc.tagchecked then
    accdesc.tagchecked = AArch64.AccessIsTagChecked(address, accdesc);

AddressDescriptor memaddrdesc;
PhysMemRetStatus memstatus = PhysMemRetStatus UNKNOWN;
memaddrdesc = AArch64.TranslateAddress(address, accdesc, aligned, size);

// Check for aborts or debug exceptions
if IsFault(memaddrdesc) then
    return (memaddrdesc, memstatus);

// Effect on exclusives
if memaddrdesc.memattrs.shareability != Shareability\_NSH then
    ClearExclusiveByAddress(memaddrdesc.paddress, ProcessorID(), size);

if IsFeatureImplemented(FEAT_TME) then
    if accdesc.transactional && !MemHasTransactionalAccess(memaddrdesc.memattrs) then
        FailTransaction(TMFailure\_IMP, FALSE);

if IsFeatureImplemented(FEAT_MTE2) && accdesc.tagchecked then
    bits(4) ptag = AArch64.PhysicalTag(address);
    if !AArch64.CheckTag(memaddrdesc, accdesc, ptag) then
        TCFType tcf = AArch64.EffectiveTCF(accdesc.el, accdesc.read);
        case tcf of
            when TCFType\_Ignore
                // Tag Check Faults have no effect on the PE.
            when TCFType\_Sync
                memaddrdesc.fault.statuscode = Fault\_TagCheck;
                return (memaddrdesc, memstatus);
            when TCFType\_Async
                AArch64.ReportTagCheckFault(accdesc.el, address<55>);

if SPESampleInFlight then
    boolean is_load = FALSE;
    SPESampleLoadStore(is_load, accdesc, memaddrdesc);

boolean atomic;
if (memaddrdesc.memattrs.memtype == MemType\_Normal &&
    memaddrdesc.memattrs.inner.attrs == MemAttr\_WB &&
    memaddrdesc.memattrs.outer.attrs == MemAttr\_WB) then
    atomic = TRUE;
elseif (accdesc.exclusive || accdesc.atomicop ||
        accdesc.acqsc || accdesc.acqpc || accdesc.relsc) then
    if !aligned && !ConstrainUnpredictableBool(Unpredictable\_MISALIGNEDATOMIC) then
        memaddrdesc.fault = AlignmentFault(accdesc);
        return (memaddrdesc, memstatus);
    else
        atomic = TRUE;
elseif aligned then
    atomic = !accdesc.ispair;
else
    // Misaligned accesses within MemSingleGranule() byte aligned memory but
    // not Normal Cacheable Writeback are Atomic

```



```

    atomic = boolean IMPLEMENTATION_DEFINED "FEAT_LSE2: access is atomic";
if atomic then
    memstatus = PhysMemWrite(memaddrdesc, size, accdesc, value);
    if IsFault(memstatus) then
        return (memaddrdesc, memstatus);

elseif aligned && accdesc.ispair then
    assert size IN {8, 16};
    constant integer halfsize = size DIV 2;
    bits(halfsize*8) lowhalf, highhalf;
    <highhalf, lowhalf> = value;

    memstatus = PhysMemWrite(memaddrdesc, halfsize, accdesc, lowhalf);
    if IsFault(memstatus) then
        return (memaddrdesc, memstatus);

    memaddrdesc.paddress.address = memaddrdesc.paddress.address + halfsize;
    memstatus = PhysMemWrite(memaddrdesc, halfsize, accdesc, highhalf);
    if IsFault(memstatus) then
        return (memaddrdesc, memstatus);

else
    for i = 0 to size-1
        memstatus = PhysMemWrite(memaddrdesc, 1, accdesc, value<8*i+7:8*i>);
        if IsFault(memstatus) then
            return (memaddrdesc, memstatus);
        memaddrdesc.paddress.address = memaddrdesc.paddress.address + 1;

return (memaddrdesc, memstatus);

```

## Library pseudocode for aarch64/functions/memory/AArch64.MemTag

```
// AArch64.MemTag[] - non-assignment (read) form
// =====
// Load an Allocation Tag from memory.

bits(4) AArch64.MemTag[bits(64) address, AccessDescriptor accdesc_in]
    assert accdesc_in.tagaccess && !accdesc_in.tagchecked;

    AddressDescriptor memaddrdesc;
    AccessDescriptor accdesc = accdesc_in;

    boolean aligned = TRUE;

    if IsFeatureImplemented(FEAT_MTE2) then
        accdesc.tagaccess = AArch64.AllocationTagAccessIsEnabled(accdesc.el);

    memaddrdesc = AArch64.TranslateAddress(address, accdesc, aligned, TAG\_GRANULE);

    // Check for aborts or debug exceptions
    if IsFault(memaddrdesc) then
        AArch64.Abort(address, memaddrdesc.fault);

    // Return the granule tag if tagging is enabled.
    if accdesc.tagaccess && memaddrdesc.memattrs.tags == MemTag AllocationTagged then
        (memstatus, tag) = PhysMemTagRead(memaddrdesc, accdesc);
        if IsFault(memstatus) then
            HandleExternalReadAbort(memstatus, memaddrdesc, 1, accdesc);
        return tag;
    elseif (IsFeatureImplemented(FEAT_MTE_CANONICAL_TAGS) &&
            accdesc.tagaccess &&
            memaddrdesc.memattrs.tags == MemTag CanonicallyTagged) then
        return if address<55> == '0' then '0000' else '1111';
    else
        // otherwise read tag as zero.
        return '0000';

// AArch64.MemTag[] - assignment (write) form
// =====
// Store an Allocation Tag to memory.

AArch64.MemTag[bits(64) address, AccessDescriptor accdesc_in] = bits(4) value
    assert accdesc_in.tagaccess && !accdesc_in.tagchecked;

    AddressDescriptor memaddrdesc;
    AccessDescriptor accdesc = accdesc_in;

    boolean aligned = IsAligned(address, TAG\_GRANULE);

    // Stores of allocation tags must be aligned
    if !aligned then
        AArch64.Abort(address, AlignmentFault(accdesc));

    if IsFeatureImplemented(FEAT_MTE2) then
        accdesc.tagaccess = AArch64.AllocationTagAccessIsEnabled(accdesc.el);

    memaddrdesc = AArch64.TranslateAddress(address, accdesc, aligned, TAG\_GRANULE);

    // Check for aborts or debug exceptions
    if IsFault(memaddrdesc) then
        AArch64.Abort(address, memaddrdesc.fault);

    // Memory array access
    if accdesc.tagaccess && memaddrdesc.memattrs.tags == MemTag AllocationTagged then
        memstatus = PhysMemTagWrite(memaddrdesc, accdesc, value);
        if IsFault(memstatus) then
            HandleExternalWriteAbort(memstatus, memaddrdesc, 1, accdesc);
```

### Library pseudocode for aarch64/functions/memory/AArch64.PhysicalTag

```
// AArch64.PhysicalTag()
// =====
// Generate a Physical Tag from a Logical Tag in an address

bits(4) AArch64.PhysicalTag(bits(64) vaddr)
    return vaddr<59:56>;
```

### Library pseudocode for aarch64/functions/memory/AArch64.UnalignedAccessFaults

```
// AArch64.UnalignedAccessFaults()
// =====
// Determine whether the unaligned access generates an Alignment fault

boolean AArch64.UnalignedAccessFaults(AccessDescriptor accdesc, bits(64) address, integer size)
    if AlignmentEnforced() then
        return TRUE;
    elsif accdesc.acctype == AccessType\_GCS then
        return TRUE;
    elsif accdesc.rcw then
        return TRUE;
    elsif accdesc.ls64 then
        return TRUE;
    elsif (accdesc.exclusive || accdesc.atomicop) then
        integer quantity = MemSingleGranule();
        return (!IsFeatureImplemented(FEAT_LSE2) ||
            !AllInAlignedQuantity(address, size, quantity));
    elsif (accdesc.acqsc || accdesc.acqpc || accdesc.relsc) then
        integer quantity = MemSingleGranule();
        if IsFeatureImplemented(FEAT_LSE2) then
            return (SCTLR_ELx[].nAA == '0' &&
                !AllInAlignedQuantity(address, size, quantity));
        else
            return TRUE;
    else
        return FALSE;
```

### Library pseudocode for aarch64/functions/memory/AddressSupportsLS64

```
// AddressSupportsLS64()
// =====
// Returns TRUE if the 64-byte block following the given address supports the
// LD64B and ST64B instructions, and FALSE otherwise.

boolean AddressSupportsLS64(bits(56) paddress);
```

### Library pseudocode for aarch64/functions/memory/AllInAlignedQuantity

```
// AllInAlignedQuantity()
// =====
// Returns TRUE if all accessed bytes are within one aligned quantity, FALSE otherwise.

boolean AllInAlignedQuantity(bits(64) address, integer size, integer alignment)
    assert(size <= alignment);
    return Align((address+size)-1, alignment) == Align(address, alignment);
```

## Library pseudocode for aarch64/functions/memory/CheckSPAlignment

```
// CheckSPAlignment()
// =====
// Check correct stack pointer alignment for AArch64 state.

CheckSPAlignment()
    bits(64) sp = SP[];
    boolean stack_align_check;
    if PSTATE.EL == EL0 then
        stack_align_check = (SCTLR_ELx[].SA0 != '0');
    else
        stack_align_check = (SCTLR_ELx[].SA != '0');

    if stack_align_check && sp != Align(sp, 16) then
        AArch64.SPAlignmentFault();

    return;
```



```

// Mem[] - non-assignment (read) form
// =====
// Perform a read of 'size' bytes. The access byte order is reversed for a big-endian access.
// Instruction fetches would call AArch64.MemSingle directly.

bits(size*8) Mem[bits(64) address, integer size, AccessDescriptor accdesc_in]
    assert size IN {1, 2, 4, 8, 16};
    AccessDescriptor accdesc = accdesc_in;
    bits(size * 8) value;
    // Check alignment on size of element accessed, not overall access size
    integer alignment = if accdesc.ispair then size DIV 2 else size;
    boolean aligned = IsAligned(address, alignment);
    integer quantity = MemSingleGranule();

    if !aligned && AArch64.UnalignedAccessFaults(accdesc, address, size) then
        AArch64.Abort(address, AlignmentFault(accdesc));
    if accdesc.acctype == AccessType\_ASIMD && size == 16 && IsAligned(address, 8) then
        // If 128-bit SIMD&FP ordered access are treated as a pair of
        // 64-bit single-copy atomic accesses, then these single copy atomic
        // access can be observed in any order.
        constant integer halfsize = size DIV 2;
        bits(64) highaddress = AddressIncrement(address, halfsize, accdesc);
        bits(halfsize * 8) lowhalf, highhalf;
        lowhalf = AArch64.MemSingle[address, halfsize, accdesc, aligned];
        highhalf = AArch64.MemSingle[highaddress, halfsize, accdesc, aligned];
        value = highhalf:lowhalf;
    elseif (IsFeatureImplemented(FEAT_LSE2) &&
        AllInAlignedQuantity(address, size, quantity)) then
        value = AArch64.MemSingle[address, size, accdesc, aligned];
    elseif accdesc.ispair && aligned then
        accdesc.ispair = FALSE;
        constant integer halfsize = size DIV 2;
        bits(64) highaddress = AddressIncrement(address, halfsize, accdesc);
        bits(halfsize * 8) lowhalf, highhalf;
        if IsFeatureImplemented(FEAT_LRCP3) && accdesc.highestaddressfirst then
            highhalf = AArch64.MemSingle[highaddress, halfsize, accdesc, aligned];
            lowhalf = AArch64.MemSingle[address, halfsize, accdesc, aligned];
        else
            lowhalf = AArch64.MemSingle[address, halfsize, accdesc, aligned];
            highhalf = AArch64.MemSingle[highaddress, halfsize, accdesc, aligned];
        value = highhalf:lowhalf;
    elseif aligned then
        value = AArch64.MemSingle[address, size, accdesc, aligned];
    else
        assert size > 1;
        if IsFeatureImplemented(FEAT_LRCP3) && accdesc.ispair && accdesc.highestaddressfirst then
            constant integer halfsize = size DIV 2;
            bits(halfsize * 8) lowhalf, highhalf;
            for i = 0 to halfsize-1
                bits(64) byteaddress = AddressIncrement(address, halfsize + i, accdesc);
                // Individual byte access can be observed in any order
                highhalf<8*i+7:8*i> = AArch64.MemSingle[byteaddress, 1, accdesc, aligned];
            for i = 0 to halfsize-1
                bits(64) byteaddress = AddressIncrement(address, i, accdesc);
                // Individual byte access can be observed in any order
                lowhalf<8*i+7:8*i> = AArch64.MemSingle[byteaddress, 1, accdesc, aligned];

            value = highhalf:lowhalf;
        else
            value<7:0> = AArch64.MemSingle[address, 1, accdesc, aligned];

            // For subsequent bytes, if they cross to a new translation page which assigns
            // Device memory type, it is CONSTRAINED UNPREDICTABLE whether an unaligned access
            // will generate an Alignment Fault.
            c = ConstrainUnpredictable(Unpredictable\_DEVPAGE2);
            assert c IN {Constraint\_FAULT, Constraint\_NONE};
            if c == Constraint\_NONE then aligned = TRUE;

            for i = 1 to size-1

```

```

        bits(64) byteaddress = AddressIncrement(address, i, accdesc);
        value<8*i+7:8*i> = AArch64.MemSingle[byteaddress, 1, accdesc, aligned];

    if BigEndian(accdesc.acctype) then
        value = BigEndianReverse(value);

    return value;

// Mem[] - assignment (write) form
// =====
// Perform a write of 'size' bytes. The byte order is reversed for a big-endian access.

Mem[bits(64) address, integer size, AccessDescriptor accdesc_in] = bits(size*8) value_in
    bits(size*8) value = value_in;
    AccessDescriptor accdesc = accdesc_in;

    // Check alignment on size of element accessed, not overall access size
    integer alignment = if accdesc.ispair then size DIV 2 else size;
    boolean aligned = IsAligned(address, alignment);
    integer quantity = MemSingleGranule();

    if !aligned && AArch64.UnalignedAccessFaults(accdesc, address, size) then
        AArch64.Abort(address, AlignmentFault(accdesc));

    if BigEndian(accdesc.acctype) then
        value = BigEndianReverse(value);
    if accdesc.acctype == AccessType\_ASIMD && size == 16 && IsAligned(address, 8) then
        constant integer halfsize = size DIV 2;
        bits(halfsize*8) lowhalf, highhalf;
        // 128-bit SIMD&FP stores are treated as a pair of 64-bit single-copy atomic accesses
        // 64-bit aligned.
        <highhalf, lowhalf> = value;
        bits(64) highaddress = AddressIncrement(address, halfsize, accdesc);
        AArch64.MemSingle[address, halfsize, accdesc, aligned] = lowhalf;
        AArch64.MemSingle[highaddress, halfsize, accdesc, aligned] = highhalf;
    elseif (IsFeatureImplemented(FEAT_LSE2) &&
        AllInAlignedQuantity(address, size, quantity)) then
        AArch64.MemSingle[address, size, accdesc, aligned] = value;
    elseif accdesc.ispair && aligned then
        constant integer halfsize = size DIV 2;
        bits(halfsize*8) lowhalf, highhalf;
        accdesc.ispair = FALSE;
        <highhalf, lowhalf> = value;
        bits(64) highaddress = AddressIncrement(address, halfsize, accdesc);
        if IsFeatureImplemented(FEAT_LRCPC3) && accdesc.highestaddressfirst then
            AArch64.MemSingle[highaddress, halfsize, accdesc, aligned] = highhalf;
            AArch64.MemSingle[address, halfsize, accdesc, aligned] = lowhalf;
        else
            AArch64.MemSingle[address, halfsize, accdesc, aligned] = lowhalf;
            AArch64.MemSingle[highaddress, halfsize, accdesc, aligned] = highhalf;
    elseif aligned then
        AArch64.MemSingle[address, size, accdesc, aligned] = value;
    else
        assert size > 1;
        if IsFeatureImplemented(FEAT_LRCPC3) && accdesc.ispair && accdesc.highestaddressfirst then
            constant integer halfsize = size DIV 2;
            bits(halfsize*8) lowhalf, highhalf;
            <highhalf, lowhalf> = value;
            for i = 0 to halfsize-1
                bits(64) byteaddress = AddressIncrement(address, halfsize + i, accdesc);
                // Individual byte access can be observed in any order
                AArch64.MemSingle[byteaddress, 1, accdesc, aligned] = highhalf<8*i+7:8*i>;
            for i = 0 to halfsize-1
                bits(64) byteaddress = AddressIncrement(address, halfsize + i, accdesc);
                // Individual byte access can be observed in any order, but implies observability
                // of highhalf
                AArch64.MemSingle[byteaddress, 1, accdesc, aligned] = lowhalf<8*i+7:8*i>;
        else
            AArch64.MemSingle[address, 1, accdesc, aligned] = value<7:0>;

```

```

// For subsequent bytes, if they cross to a new translation page which assigns
// Device memory type, it is CONSTRAINED UNPREDICTABLE whether an unaligned access
// will generate an Alignment Fault.

c = ConstrainUnpredictable(Unpredictable\_DEVPAGE2);
assert c IN {Constraint\_FAULT, Constraint\_NONE};
if c == Constraint\_NONE then aligned = TRUE;

for i = 1 to size-1
    bits(64) byteaddress = AddressIncrement(address, i, accdesc);
    AArch64.MemSingle[byteaddress, 1, accdesc, aligned] = value<8*i+7:8*i>;

return;

```





```

// MemAtomic()
// =====
// Performs load and store memory operations for a given virtual address.

bits(size) MemAtomic(bits(64) address, bits(size) cmpoperand, bits(size) operand,
    AccessDescriptor accdesc_in)
    assert accdesc_in.atomicop;

    constant integer bytes = size DIV 8;
    assert bytes IN {1, 2, 4, 8, 16};

    bits(size) newvalue;
    bits(size) oldvalue;
    AccessDescriptor accdesc = accdesc_in;
    boolean aligned = IsAligned(address, bytes);

    // If the instruction encoding permits tag checking, confer with system register configuration
    // which may override this.
    if IsFeatureImplemented(FEAT_MTE2) && accdesc.tagchecked then
        accdesc.tagchecked = AArch64.AccessIsTagChecked(address, accdesc);

    if !aligned && AArch64.UnalignedAccessFaults(accdesc, address, bytes) then
        AArch64.Abort(address, AlignmentFault(accdesc));

    // MMU or MPU lookup
    AddressDescriptor memaddrdesc = AArch64.TranslateAddress(address, accdesc, aligned, size);

    // Check for aborts or debug exceptions
    if IsFault(memaddrdesc) then
        AArch64.Abort(address, memaddrdesc.fault);

    // Effect on exclusives
    if memaddrdesc.memattrs.shareability != Shareability\_NSH then
        ClearExclusiveByAddress(memaddrdesc.address, ProcessorID(), size);

    // For Store-only Tag checking, the tag check is performed on the store.
    if (IsFeatureImplemented(FEAT_MTE2) && accdesc.tagchecked &&
        (!IsFeatureImplemented(FEAT_MTE_STORE_ONLY) ||
        !StoreOnlyTagCheckingEnabled(accdesc.el))) then
        bits(4) ptag = AArch64.PhysicalTag(address);
        if !AArch64.CheckTag(memaddrdesc, accdesc, ptag) then
            accdesc.write = FALSE; // Tag Check Fault on a read
            AArch64.TagCheckFault(address, accdesc);

    // All observers in the shareability domain observe the following load and store atomically.
    PhysMemRetStatus memstatus;
    (memstatus, oldvalue) = PhysMemRead(memaddrdesc, bytes, accdesc);

    if IsFault(memstatus) then
        HandleExternalReadAbort(memstatus, memaddrdesc, bytes, accdesc);
    if BigEndian(accdesc.acctype) then
        oldvalue = BigEndianReverse(oldvalue);

    boolean cmpfail = FALSE;
    case accdesc.modop of
        when MemAtomicOp\_ADD newvalue = oldvalue + operand;
        when MemAtomicOp\_BIC newvalue = oldvalue AND NOT(operand);
        when MemAtomicOp\_EOR newvalue = oldvalue EOR operand;
        when MemAtomicOp\_ORR newvalue = oldvalue OR operand;
        when MemAtomicOp\_SMAX newvalue = Max(SInt(oldvalue), SInt(operand))<size-1:0>;
        when MemAtomicOp\_SMIN newvalue = Min(SInt(oldvalue), SInt(operand))<size-1:0>;
        when MemAtomicOp\_UMAX newvalue = Max(UInt(oldvalue), UInt(operand))<size-1:0>;
        when MemAtomicOp\_UMIN newvalue = Min(UInt(oldvalue), UInt(operand))<size-1:0>;
        when MemAtomicOp\_SWP newvalue = operand;
        when MemAtomicOp\_CAS newvalue = operand; cmpfail = cmpoperand != oldvalue;
        when MemAtomicOp\_GCSSS1 newvalue = operand; cmpfail = cmpoperand != oldvalue;

    if IsFeatureImplemented(FEAT_MTE_STORE_ONLY) && StoreOnlyTagCheckingEnabled(accdesc.el) then
        // If the compare on a CAS fails, then it is CONSTRAINED UNPREDICTABLE whether the
        // Tag check is performed.

```

```

if accdesc.tagchecked && cmpfail then
    accdesc.tagchecked = ConstrainUnpredictableBool(Unpredictable\_STOREONLYTAGCHECKEDCAS);

if IsFeatureImplemented(FEAT_MTE2) && accdesc.tagchecked then
    bits(4) ptag = AArch64.PhysicalTag(address);
    if !AArch64.CheckTag(memaddrdesc, accdesc, ptag) then
        AArch64.TagCheckFault(address, accdesc);

if !cmpfail then
    if BigEndian(accdesc.acctype) then
        newvalue = BigEndianReverse(newvalue);
    memstatus = PhysMemWrite(memaddrdesc, bytes, accdesc, newvalue);
    if IsFault(memstatus) then
        HandleExternalWriteAbort(memstatus, memaddrdesc, bytes, accdesc);

if SPESampleInFlight then
    boolean is_load = FALSE;
    SPESampleLoadStore(is_load, accdesc, memaddrdesc);

// Load operations return the old (pre-operation) value
return oldvalue;

```



```

// MemAtomicRCW()
// =====
// Perform a single-copy-atomic access with Read-Check-Write operation

(bits(4), bits(size)) MemAtomicRCW(bits(64) address, bits(size) cmpoperand, bits(size) operand,
                                   AccessDescriptor accdesc_in)

    assert accdesc_in.atomicop;
    assert accdesc_in.rcw;

    constant integer bytes = size DIV 8;
    assert bytes IN {8, 16};

    bits(4) nzcw;
    bits(size) oldvalue;
    bits(size) newvalue;
    AccessDescriptor accdesc = accdesc_in;
    boolean aligned = IsAligned(address, bytes);

    // If the instruction encoding permits tag checking, confer with system register configuration
    // which may override this.
    if IsFeatureImplemented(FEAT_MTE2) && accdesc.tagchecked then
        accdesc.tagchecked = AArch64.AccessIsTagChecked(address, accdesc);

    if !aligned && AArch64.UnalignedAccessFaults(accdesc, address, bytes) then
        AArch64.Abort(address, AlignmentFault(accdesc));

    // MMU or MPU lookup
    AddressDescriptor memaddrdesc = AArch64.TranslateAddress(address, accdesc, aligned, size);

    // Check for aborts or debug exceptions
    if IsFault(memaddrdesc) then
        AArch64.Abort(address, memaddrdesc.fault);

    // Effect on exclusives
    if memaddrdesc.memattrs.shareability != Shareability\_NSH then
        ClearExclusiveByAddress(memaddrdesc.paddress, ProcessorID(), size);

    // For Store-only Tag checking, the tag check is performed on the store.
    if (IsFeatureImplemented(FEAT_MTE2) && accdesc.tagchecked &&
        (!IsFeatureImplemented(FEAT_MTE_STORE_ONLY) ||
         !StoreOnlyTagCheckingEnabled(accdesc.el))) then
        bits(4) ptag = AArch64.PhysicalTag(address);
        if !AArch64.CheckTag(memaddrdesc, accdesc, ptag) then
            accdesc.write = FALSE; // Tag Check Fault on a read
            AArch64.TagCheckFault(address, accdesc);

    // All observers in the shareability domain observe the following load and store atomically.
    PhysMemRetStatus memstatus;
    (memstatus, oldvalue) = PhysMemRead(memaddrdesc, bytes, accdesc);

    if IsFault(memstatus) then
        HandleExternalReadAbort(memstatus, memaddrdesc, bytes, accdesc);

    if BigEndian(accdesc.acctype) then
        oldvalue = BigEndianReverse(oldvalue);

    boolean cmpfail = FALSE;
    case accdesc.modop of
        when MemAtomicOp\_BIC newvalue = oldvalue AND NOT(operand);
        when MemAtomicOp\_ORR newvalue = oldvalue OR operand;
        when MemAtomicOp\_SWP newvalue = operand;
        when MemAtomicOp\_CAS newvalue = operand; cmpfail = oldvalue != cmpoperand;

    if cmpfail then
        nzcw = '1010'; // N = 1 indicates compare failure
    else
        nzcw = RCWCheck(oldvalue, newvalue, accdesc.rcws);

    if IsFeatureImplemented(FEAT_MTE_STORE_ONLY) && StoreOnlyTagCheckingEnabled(accdesc.el) then
        // If the compare on a CAS fails, then it is CONSTRAINED UNPREDICTABLE whether the

```

```

// Tag check is performed.
if accdesc.tagchecked && cmpfail then
    accdesc.tagchecked = ConstrainUnpredictableBool (Unpredictable\_STOREONLYTAGCHECKEDCAS);

if IsFeatureImplemented(FEAT_MTE2) && accdesc.tagchecked then
    bits(4) ptag = AArch64.PhysicalTag(address);
    if !AArch64.CheckTag(memaddrdesc, accdesc, ptag) then
        AArch64.TagCheckFault(address, accdesc);

if nzcvc == '0010' then
    if BigEndian(accdesc.acctype) then
        newvalue = BigEndianReverse(newvalue);

    memstatus = PhysMemWrite(memaddrdesc, bytes, accdesc, newvalue);

    if IsFault(memstatus) then
        HandleExternalWriteAbort(memstatus, memaddrdesc, bytes, accdesc);

return (nzcvc, oldvalue);

```

## Library pseudocode for aarch64/functions/memory/MemLoad64B

```
// MemLoad64B()
// =====
// Performs an atomic 64-byte read from a given virtual address.

bits(512) MemLoad64B(bits(64) address, AccessDescriptor accdesc_in)
    bits(512) data;
    constant integer size = 64;
    AccessDescriptor accdesc = accdesc_in;
    boolean aligned = IsAligned(address, size);

    if !aligned && AArch64.UnalignedAccessFaults(accdesc, address, size) then
        AArch64.Abort(address, AlignmentFault(accdesc));

    // If the instruction encoding permits tag checking, confer with system register configuration
    // which may override this.
    if IsFeatureImplemented(FEAT_MTE2) && accdesc.tagchecked then
        accdesc.tagchecked = AArch64.AccessIsTagChecked(address, accdesc);

    AddressDescriptor memaddrdesc = AArch64.TranslateAddress(address, accdesc, aligned, size);

    // Check for aborts or debug exceptions
    if IsFault(memaddrdesc) then
        AArch64.Abort(address, memaddrdesc.fault);

    // Effect on exclusives
    if memaddrdesc.memattrs.shareability != Shareability\_NSH then
        ClearExclusiveByAddress(memaddrdesc.paddress, ProcessorID(), size);

    if IsFeatureImplemented(FEAT_MTE2) && accdesc.tagchecked then
        bits(4) ptag = AArch64.PhysicalTag(address);
        if !AArch64.CheckTag(memaddrdesc, accdesc, ptag) then
            AArch64.TagCheckFault(address, accdesc);

    if !AddressSupportsLS64(memaddrdesc.paddress.address) then
        c = ConstrainUnpredictable(Unpredictable\_LS64UNSUPPORTED);
        assert c IN {Constraint\_LIMITED\_ATOMICITY, Constraint\_FAULT};

        if c == Constraint\_FAULT then
            // Generate a stage 1 Data Abort reported using the DFSC code of 110101.
            AArch64.Abort(address, ExclusiveFault(accdesc));
        else
            // Accesses are not single-copy atomic above the byte level.
            for i = 0 to size-1
                PhysMemRetStatus memstatus;
                (memstatus, data<8*i+7:8*i>) = PhysMemRead(memaddrdesc, 1, accdesc);
                if IsFault(memstatus) then
                    HandleExternalReadAbort(memstatus, memaddrdesc, 1, accdesc);

                memaddrdesc.paddress.address = memaddrdesc.paddress.address + 1;
    else
        PhysMemRetStatus memstatus;
        (memstatus, data) = PhysMemRead(memaddrdesc, size, accdesc);
        if IsFault(memstatus) then
            HandleExternalReadAbort(memstatus, memaddrdesc, size, accdesc);

    return data;
```

## Library pseudocode for aarch64/functions/memory/MemSingleGranule

```
// MemSingleGranule()
// =====
// When FEAT_LSE2 is implemented, for some memory accesses if all bytes
// of the accesses are within 16-byte quantity aligned to 16-bytes and
// satisfy additional requirements - then the access is guaranteed to
// be single copy atomic.
// However, when the accesses do not all lie within such a boundary, it
// is CONSTRAINED UNPREDICTABLE if the access is single copy atomic.
// In the pseudocode, this CONSTRAINED UNPREDICTABLE aspect is modeled via
// MemSingleGranule() which is IMPLEMENTATION DEFINED and, is at least 16 bytes
// and at most 4096 bytes.
// This is a limitation of the pseudocode.

integer MemSingleGranule()
    size = integer IMPLEMENTATION_DEFINED "Aligned quantity for atomic access";
    // access is assumed to be within 4096 byte aligned quantity to
    // avoid multiple translations for a single copy atomic access.
    assert (size >= 16) && (size <= 4096);
    return size;
```



## Library pseudocode for aarch64/functions/memory/MemStore64B

```
// MemStore64B()
// =====
// Performs an atomic 64-byte store to a given virtual address. Function does
// not return the status of the store.

MemStore64B(bits(64) address, bits(512) value, AccessDescriptor accdesc_in)
    constant integer size = 64;
    AccessDescriptor accdesc = accdesc_in;
    boolean aligned = IsAligned(address, size);

    if !aligned && AArch64.UnalignedAccessFaults(accdesc, address, size) then
        AArch64.Abort(address, AlignmentFault(accdesc));

    // If the instruction encoding permits tag checking, confer with system register configuration
    // which may override this.
    if IsFeatureImplemented(FEAT_MTE2) && accdesc.tagchecked then
        accdesc.tagchecked = AArch64.AccessIsTagChecked(address, accdesc);

    AddressDescriptor memaddrdesc = AArch64.TranslateAddress(address, accdesc, aligned, size);

    // Check for aborts or debug exceptions
    if IsFault(memaddrdesc) then
        AArch64.Abort(address, memaddrdesc.fault);

    // Effect on exclusives
    if memaddrdesc.memattrs.shareability != Shareability\_NSH then
        ClearExclusiveByAddress(memaddrdesc.paddress, ProcessorID(), 64);

    if IsFeatureImplemented(FEAT_MTE2) && accdesc.tagchecked then
        bits(4) ptag = AArch64.PhysicalTag(address);
        if !AArch64.CheckTag(memaddrdesc, accdesc, ptag) then
            AArch64.TagCheckFault(address, accdesc);

    PhysMemRetStatus memstatus;
    if !AddressSupportsLS64(memaddrdesc.paddress.address) then
        c = ConstrainUnpredictable(Unpredictable\_LS64UNSUPPORTED);
        assert c IN {Constraint\_LIMITED\_ATOMICITY, Constraint\_FAULT};

        if c == Constraint\_FAULT then
            // Generate a Data Abort reported using the DFSC code of 110101.
            AArch64.Abort(address, ExclusiveFault(accdesc));
        else
            // Accesses are not single-copy atomic above the byte level.
            for i = 0 to size-1
                memstatus = PhysMemWrite(memaddrdesc, 1, accdesc, value<8*i+7:8*i>);
                if IsFault(memstatus) then
                    HandleExternalWriteAbort(memstatus, memaddrdesc, 1, accdesc);

                memaddrdesc.paddress.address = memaddrdesc.paddress.address+1;
    else
        memstatus = PhysMemWrite(memaddrdesc, size, accdesc, value);
        if IsFault(memstatus) then
            HandleExternalWriteAbort(memstatus, memaddrdesc, size, accdesc);

    return;
```

## Library pseudocode for aarch64/functions/memory/MemStore64BWithRet

```
// MemStore64BWithRet()
// =====
// Performs an atomic 64-byte store to a given virtual address returning
// the status value of the operation.

bits(64) MemStore64BWithRet(bits(64) address, bits(512) value, AccessDescriptor accdesc_in)
    constant integer size = 64;
    AccessDescriptor accdesc = accdesc_in;
    boolean aligned = IsAligned(address, size);

    if !aligned && AArch64.UnalignedAccessFaults(accdesc, address, size) then
        AArch64.Abort(address, AlignmentFault(accdesc));

    // If the instruction encoding permits tag checking, confer with system register configuration
    // which may override this.
    if IsFeatureImplemented(FEAT_MTE2) && accdesc.tagchecked then
        accdesc.tagchecked = AArch64.AccessIsTagChecked(address, accdesc);

    AddressDescriptor memaddrdesc = AArch64.TranslateAddress(address, accdesc, aligned, size);

    // Check for aborts or debug exceptions
    if IsFault(memaddrdesc) then
        AArch64.Abort(address, memaddrdesc.fault);
        return ZeroExtend('1', 64);

    // Effect on exclusives
    if memaddrdesc.memattr.shareability != Shareability\_NSH then
        ClearExclusiveByAddress(memaddrdesc.paddress, ProcessorID(), 64);

    if IsFeatureImplemented(FEAT_MTE2) && accdesc.tagchecked then
        bits(4) ptag = AArch64.PhysicalTag(address);
        if !AArch64.CheckTag(memaddrdesc, accdesc, ptag) then
            AArch64.TagCheckFault(address, accdesc);
            return ZeroExtend('1', 64);

    PhysMemRetStatus memstatus;
    memstatus = PhysMemWrite(memaddrdesc, size, accdesc, value);
    if IsFault(memstatus) then
        HandleExternalWriteAbort(memstatus, memaddrdesc, size, accdesc);

    return memstatus.store64bstatus;
```

## Library pseudocode for aarch64/functions/memory/MemStore64BWithRetStatus

```
// MemStore64BWithRetStatus()
// =====
// Generates the return status of memory write with ST64BV or ST64BV0
// instructions. The status indicates if the operation succeeded, failed,
// or was not supported at this memory location.

bits(64) MemStore64BWithRetStatus();
```

## Library pseudocode for aarch64/functions/memory/NVMem

```
// NVMem[] - non-assignment form
// =====
// This function is the load memory access for the transformed System register read access
// when Enhanced Nested Virtualization is enabled with HCR_EL2.NV2 = 1.
// The address for the load memory access is calculated using
// the formula SignExtend(VNCR_EL2.BADDR : Offset<11:0>, 64) where,
// * VNCR_EL2.BADDR holds the base address of the memory location, and
// * Offset is the unique offset value defined architecturally for each System register that
// supports transformation of register access to memory access.

bits(64) NVMem[integer offset]
    assert offset > 0;
    constant integer size = 64;
    return NVMem[offset, size];

bits(N) NVMem[integer offset, integer N]
    assert offset > 0;
    assert N IN {64,128};
    bits(64) address = SignExtend(VNCR_EL2.BADDR:offset<11:0>, 64);
    AccessDescriptor accdesc = CreateAccDescNV2(MemOp_LOAD);
    return Mem[address, N DIV 8, accdesc];

// NVMem[] - assignment form
// =====
// This function is the store memory access for the transformed System register write access
// when Enhanced Nested Virtualization is enabled with HCR_EL2.NV2 = 1.
// The address for the store memory access is calculated using
// the formula SignExtend(VNCR_EL2.BADDR : Offset<11:0>, 64) where,
// * VNCR_EL2.BADDR holds the base address of the memory location, and
// * Offset is the unique offset value defined architecturally for each System register that
// supports transformation of register access to memory access.

NVMem[integer offset] = bits(64) value
    assert offset > 0;
    constant integer size = 64;
    NVMem[offset, size] = value;
    return;

NVMem[integer offset, integer N] = bits(N) value
    assert offset > 0;
    assert N IN {64,128};
    bits(64) address = SignExtend(VNCR_EL2.BADDR:offset<11:0>, 64);
    AccessDescriptor accdesc = CreateAccDescNV2(MemOp_STORE);
    Mem[address, N DIV 8, accdesc] = value;
    return;
```

## Library pseudocode for aarch64/functions/memory/PhysMemTagRead

```
// PhysMemTagRead()
// =====
// This is the hardware operation which perform a single-copy atomic,
// Allocation Tag granule aligned, memory access from the tag in PA space.
//
// The function address the array using desc.paddress which supplies:
// * A 52-bit physical address
// * A single NS bit to select between Secure and Non-secure parts of the array.
//
// The accdesc descriptor describes the access type: normal, exclusive, ordered, streaming,
// etc and other parameters required to access the physical memory or for setting syndrome
// register in the event of an External abort.

(PhysMemRetStatus, bits(4)) PhysMemTagRead(AddressDescriptor desc, AccessDescriptor accdesc);
```

## Library pseudocode for aarch64/functions/memory/PhysMemTagWrite

```
// PhysMemTagWrite()
// =====
// This is the hardware operation which perform a single-copy atomic,
// Allocation Tag granule aligned, memory access to the tag in PA space.
//
// The function address the array using desc.paddress which supplies:
// * A 52-bit physical address
// * A single NS bit to select between Secure and Non-secure parts of the array.
//
// The accdesc descriptor describes the access type: normal, exclusive, ordered, streaming,
// etc and other parameters required to access the physical memory or for setting syndrome
// register in the event of an External abort.

PhysMemRetStatus PhysMemTagWrite(AddressDescriptor desc, AccessDescriptor accdesc, bits (4) value);
```

## Library pseudocode for aarch64/functions/memory/StoreOnlyTagCheckingEnabled

```
// StoreOnlyTagCheckingEnabled()
// =====
// Returns TRUE if loads executed at the given Exception level are Tag unchecked.

boolean StoreOnlyTagCheckingEnabled(bits(2) el)
    assert IsFeatureImplemented(FEAT_MTE_STORE_ONLY);
    bit tcso;

    case el of
        when EL0
            if !ELIsInHost(el) then
                tcso = SCTLR_EL1.TCSO0;
            else
                tcso = SCTLR_EL2.TCSO0;
        when EL1
            tcso = SCTLR_EL1.TCSO;
        when EL2
            tcso = SCTLR_EL2.TCSO;
        otherwise
            tcso = SCTLR_EL3.TCSO;

    return tcso == '1';
```

## Library pseudocode for aarch64/functions/mops/CPYFOptionA

```
// CPYFOptionA()
// =====
// Returns TRUE if the implementation uses Option A for the
// CPYF* instructions, and FALSE otherwise.

boolean CPYFOptionA()
    return boolean IMPLEMENTATION_DEFINED "CPYF* instructions use Option A";
```

## Library pseudocode for aarch64/functions/mops/CPYOptionA

```
// CPYOptionA()
// =====
// Returns TRUE if the implementation uses Option A for the
// CPY* instructions, and FALSE otherwise.

boolean CPYOptionA()
    return boolean IMPLEMENTATION_DEFINED "CPY* instructions use Option A";
```

## Library pseudocode for aarch64/functions/mops/CPYParams

```
// CPYParams
// =====

type CPYParams is (
    MOPSTage stage,
    boolean implements_option_a,
    boolean forward,
    integer cpy_size,
    integer stagecpy_size,
    bits(64) toaddress,
    bits(64) fromaddress,
    bits(4) nzc_v,
    integer n,
    integer d,
    integer s
)
```

## Library pseudocode for aarch64/functions/mops/CPYPostSizeChoice

```
// CPYPostSizeChoice()
// =====
// Returns the size of the copy that is performed by the CPYE* instructions for this
// implementation given the parameters of the destination, source and size of the copy.

integer CPYPostSizeChoice(CPYParams memcpy);
```

## Library pseudocode for aarch64/functions/mops/CPYPreSizeChoice

```
// CPYPreSizeChoice()
// =====
// Returns the size of the copy that is performed by the CPYP* instructions for this
// implementation given the parameters of the destination, source and size of the copy.

integer CPYPreSizeChoice(CPYParams memcpy);
```

## Library pseudocode for aarch64/functions/mops/CPYSizeChoice

```
// CPYSizeChoice()
// =====
// Returns the size of the block this performed for an iteration of the copy given the
// parameters of the destination, source and size of the copy.

integer CPYSizeChoice(CPYParams memcpy);
```

## Library pseudocode for aarch64/functions/mops/CheckCPYConstrainedUnpredictable

```
// CheckCPYConstrainedUnpredictable()
// =====
// Check for CONSTRAINED UNPREDICTABLE behaviour in the CPY* and CPYF* instructions.

CheckCPYConstrainedUnpredictable(integer n, integer d, integer s)
    if (s == n || s == d || n == d) then
        Constraint c = ConstrainUnpredictable(Unpredictable\_MOPSOVERLAP);
        assert c IN {Constraint\_UNDEF, Constraint\_NOP};
        case c of
            when Constraint\_UNDEF      UNDEFINED;
            when Constraint\_NOP       EndOfInstruction();

    if (d == 31 || s == 31 || n == 31) then
        Constraint c = ConstrainUnpredictable(Unpredictable\_MOPS\_R31);
        assert c IN {Constraint\_UNDEF, Constraint\_NOP};
        case c of
            when Constraint\_UNDEF      UNDEFINED;
            when Constraint\_NOP       EndOfInstruction();
```

## Library pseudocode for aarch64/functions/mops/CheckMOPSEnabled

```
// CheckMOPSEnabled()
// =====
// Check for EL0 and EL1 access to the CPY* and SET* instructions.

CheckMOPSEnabled()
    if (PSTATE.EL IN {EL0, EL1} && EL2Enabled() && !ELIsInHost(EL0) &&
        (!IsHCRXEL2Enabled() || HCRX_EL2.MSCEn == '0')) then
        UNDEFINED;

    if PSTATE.EL == EL0 && !IsInHost() && SCTL_EL1.MSCEn == '0' then
        UNDEFINED;

    if PSTATE.EL == EL0 && IsInHost() && SCTL_EL2.MSCEn == '0' then
        UNDEFINED;
```

## Library pseudocode for aarch64/functions/mops/CheckMemCpyParams

```
// CheckMemCpyParams()
// =====
// Check if the parameters to a CPY* or CPYF* instruction are consistent with the
// PE state and well-formed.

CheckMemCpyParams(CPYParams memcpy, bits(4) options)
    boolean from_epilogue = memcpy.stage == MOPSSStage_Epilogue;

    // Check if this version is consistent with the state of the call.
    if ((memcpy.stagecpysize != 0 || MemStageCpyZeroSizeCheck()) &&
        (memcpy.cpysize != 0 || MemCpyZeroSizeCheck())) then
        boolean using_option_a = memcpy.nzcv<1> == '0';
        if memcpy.implements_option_a != using_option_a then
            boolean wrong_option = TRUE;
            MismatchedMemCpyException(memcpy, options, wrong_option);

    // Check if the parameters to this instruction are valid.
    if memcpy.stage == MOPSSStage_Main then
        if MemCpyParametersIllformedM(memcpy) then
            boolean wrong_option = FALSE;
            MismatchedMemCpyException(memcpy, options, wrong_option);
    else
        integer postsize = CPYPostSizeChoice(memcpy);
        if memcpy.cpysize != postsize || MemCpyParametersIllformedE(memcpy) then
            boolean wrong_option = FALSE;
            MismatchedMemCpyException(memcpy, options, wrong_option);

    return;
```

## Library pseudocode for aarch64/functions/mops/CheckMemSetParams

```
// CheckMemSetParams()
// =====
// Check if the parameters to a SET* or SETG* instruction are consistent with the
// PE state and well-formed.

CheckMemSetParams(SETParams memset, bits(2) options)
    boolean from_epilogue = memset.stage == MOPSSStage\_Epilogue;

    // Check if this version is consistent with the state of the call.
    if ((memset.stagesetsize != 0 || MemStageSetZeroSizeCheck()) &&
        (memset.setsize != 0 || MemSetZeroSizeCheck())) then
        boolean using_option_a = memset.nzcv<1> == '0';
        if memset.implements_option_a != using_option_a then
            boolean wrong_option = TRUE;
            MismatchedMemSetException(memset, options, wrong_option);

    // Check if the parameters to this instruction are valid.
    if memset.stage == MOPSSStage\_Main then
        if MemSetParametersIllformedM(memset) then
            boolean wrong_option = FALSE;
            MismatchedMemSetException(memset, options, wrong_option);
    else
        integer postsize = SETPostSizeChoice(memset);
        if memset.setsize != postsize || MemSetParametersIllformedE(memset) then
            boolean wrong_option = FALSE;
            MismatchedMemSetException(memset, options, wrong_option);

    return;
```

## Library pseudocode for aarch64/functions/mops/CheckSETConstrainedUnpredictable

```
// CheckSETConstrainedUnpredictable()
// =====
// Check for CONSTRAINED UNPREDICTABLE behaviour in the SET* and SETG* instructions.

CheckSETConstrainedUnpredictable(integer n, integer d, integer s)
    if (s == n || s == d || n == d) then
        Constraint c = ConstrainUnpredictable(Unpredictable\_MOPSOVERLAP);
        assert c IN {Constraint\_UNDEF, Constraint\_NOP};
        case c of
            when Constraint\_UNDEF      UNDEFINED;
            when Constraint\_NOP      EndOfInstruction();

    if (d == 31 || n == 31) then
        Constraint c = ConstrainUnpredictable(Unpredictable\_MOPS\_R31);
        assert c IN {Constraint\_UNDEF, Constraint\_NOP};
        case c of
            when Constraint\_UNDEF      UNDEFINED;
            when Constraint\_NOP      EndOfInstruction();
```

## Library pseudocode for aarch64/functions/mops/IsMemCpyForward

```
// IsMemCpyForward()
// =====
// Returns TRUE if in a memcpy of size cpysize bytes from the source address fromaddress
// to destination address toaddress is done in the forward direction on this implementation.

boolean IsMemCpyForward(CPYParams memcpy)
    boolean forward;

    // Check for overlapping cases
    if ((UInt(memcpy.fromaddress<55:0>) > UInt(memcpy.toaddress<55:0>)) &&
        (UInt(memcpy.fromaddress<55:0>) < UInt(ZeroExtend(memcpy.toaddress<55:0>, 64) +
            memcpy.cpysize))) then
        forward = TRUE;

    elsif ((UInt(memcpy.fromaddress<55:0>) < UInt(memcpy.toaddress<55:0>)) &&
        (UInt(ZeroExtend(memcpy.fromaddress<55:0>, 64) + memcpy.cpysize) >
            UInt(memcpy.toaddress<55:0>))) then
        forward = FALSE;

    // Non-overlapping case
    else
        forward = boolean IMPLEMENTATION_DEFINED "CPY in the forward direction";

    return forward;
```

## Library pseudocode for aarch64/functions/mops/MOPSStage

```
// MOPSStage
// =====

enumeration MOPSStage { MOPSStage_Prologue, MOPSStage_Main, MOPSStage_Epilogue };
```

## Library pseudocode for aarch64/functions/mops/MaxBlockSizeCopiedBytes

```
// MaxBlockSizeCopiedBytes()
// =====
// Returns the maximum number of bytes that can used in a single block of the copy.

integer MaxBlockSizeCopiedBytes()
    return integer IMPLEMENTATION_DEFINED "Maximum bytes used in a single block of a copy";
```





```

// MemCpyBytes()
// =====
// Copies 'bytes' bytes of memory from fromaddress to toaddress.
// The integer return parameter indicates the number of bytes copied. The boolean return parameter
// indicates if a Fault or Abort occurred on the write. The AddressDescriptor and PhysMemRetStatus
// parameters contain Fault or Abort information for the caller to handle.

(integer, boolean, AddressDescriptor, PhysMemRetStatus) MemCpyBytes(bits(64) toaddress,
                                                                    bits(64) fromaddress,
                                                                    boolean forward,
                                                                    integer bytes,
                                                                    AccessDescriptor raccdesc,
                                                                    AccessDescriptor waccdesc)

AddressDescriptor rmemaddrdesc; // AddressDescriptor for reads
PhysMemRetStatus rmemstatus; // PhysMemRetStatus for writes
rmemaddrdesc.fault = NoFault();
rmemstatus.statuscode = Fault\_None;

AddressDescriptor wmemaddrdesc; // AddressDescriptor for writes
PhysMemRetStatus wmemstatus; // PhysMemRetStatus for writes
wmemaddrdesc.fault = NoFault();
wmemstatus.statuscode = Fault\_None;

bits(8*bytes) value;
boolean aligned = TRUE;

if forward then
    integer read = 0; // Bytes read
    integer write = 0; // Bytes written

    // Read until all bytes are read or until a fault is encountered.
    while read < bytes && !IsFault(rmemaddrdesc) && !IsFault(rmemstatus) do
        (value<8 * read +:8>, rmemaddrdesc, rmemstatus) = AArch64.MemSingleRead(
                                                                    fromaddress + read, 1,
                                                                    raccdesc, aligned);

        read = read + 1;

    // Ensure no UNKNOWN data is written.
    if IsFault(rmemaddrdesc) || IsFault(rmemstatus) then
        read = read - 1;

    // Write all bytes that were read or until a fault is encountered.
    while write < read && !IsFault(wmemaddrdesc) && !IsFault(wmemstatus) do
        (wmemaddrdesc, wmemstatus) = AArch64.MemSingleWrite(toaddress + write, 1,
                                                                    waccdesc, aligned,
                                                                    value<8 * write +:8>);

        write = write + 1;

    // Check all bytes were written.
    if IsFault(wmemaddrdesc) || IsFault(wmemstatus) then
        boolean fault_on_write = TRUE;
        return (write - 1, fault_on_write, wmemaddrdesc, wmemstatus);

    // Check all bytes were read.
    if IsFault(rmemaddrdesc) || IsFault(rmemstatus) then
        boolean fault_on_write = FALSE;
        return (read, fault_on_write, rmemaddrdesc, rmemstatus);

else
    integer read = bytes; // Bytes to read
    integer write = bytes; // Bytes to write

    // Read until all bytes are read or until a fault is encountered.
    while read > 0 && !IsFault(rmemaddrdesc) && !IsFault(rmemstatus) do
        read = read - 1;
        (value<8 * read +:8>, rmemaddrdesc, rmemstatus) = AArch64.MemSingleRead(
                                                                    fromaddress + read, 1,
                                                                    raccdesc, aligned);

    // Ensure no UNKNOWN data is written.

```

```

if IsFault(rmemaddrdesc) || IsFault(rmemstatus) then
    read = read + 1;

// Write all bytes that were read or until a fault is encountered.
while write > read && !IsFault(wmemaddrdesc) && !IsFault(wmemstatus) do
    write = write - 1;
    (wmemaddrdesc, wmemstatus) = AArch64.MemSingleWrite(toaddress + write, 1,
                                                    waccdesc, aligned,
                                                    value<8 * write +:8>);

// Check all bytes were written.
if IsFault(wmemaddrdesc) || IsFault(wmemstatus) then
    boolean fault_on_write = TRUE;
    return (bytes - (write + 1), fault_on_write, wmemaddrdesc, wmemstatus);

// Check all bytes were read.
if IsFault(rmemaddrdesc) || IsFault(rmemstatus) then
    boolean fault_on_write = FALSE;
    return (bytes - read, fault_on_write, rmemaddrdesc, rmemstatus);

// Return any AddressDescriptor and PhysMemRetStatus.
return (bytes, FALSE, wmemaddrdesc, wmemstatus);

```

### Library pseudocode for aarch64/functions/mops/MemCpyParametersIllformedE

```

// MemCpyParametersIllformedE()
// =====
// Returns TRUE if the inputs are not well formed (in terms of their size and/or alignment)
// for a CPYE* instruction for this implementation given the parameters of the destination,
// source and size of the copy.

boolean MemCpyParametersIllformedE(CPYParams memcpy);

```

### Library pseudocode for aarch64/functions/mops/MemCpyParametersIllformedM

```

// MemCpyParametersIllformedM()
// =====
// Returns TRUE if the inputs are not well formed (in terms of their size and/or alignment)
// for a CPYM* instruction for this implementation given the parameters of the destination,
// source and size of the copy.

boolean MemCpyParametersIllformedM(CPYParams memcpy);

```

## Library pseudocode for aarch64/functions/mops/MemCpyStageSize

```
// MemCpyStageSize()
// =====
// Returns the number of bytes copied by the given stage of a CPY* or CPYF* instruction.

integer MemCpyStageSize(CPYParams memcpy)
    integer stagecpysize;

    if memcpy.stage == MOPSStage\_Prologue then
        // IMP DEF selection of the amount covered by pre-processing.
        stagecpysize = CPYPreSizeChoice(memcpy);
        assert stagecpysize == 0 || (stagecpysize < 0) == (memcpy.cpysize < 0);

        if memcpy.cpysize > 0 then
            assert stagecpysize <= memcpy.cpysize;
        else
            assert stagecpysize >= memcpy.cpysize;

    else
        integer postsize = CPYPostSizeChoice(memcpy);
        assert postsize == 0 || (postsize < 0) == (memcpy.cpysize < 0);

        if memcpy.stage == MOPSStage\_Main then
            stagecpysize = memcpy.cpysize - postsize;
        else
            stagecpysize = postsize;

    return stagecpysize;
```

## Library pseudocode for aarch64/functions/mops/MemCpyZeroSizeCheck

```
// MemCpyZeroSizeCheck()
// =====
// Returns TRUE if the implementation option is checked on a copy of size zero remaining.

boolean MemCpyZeroSizeCheck()
    return boolean IMPLEMENTATION_DEFINED "Implementation option is checked with a cpysize of 0";
```

## Library pseudocode for aarch64/functions/mops/MemSetBytes

```
// MemSetBytes()
// =====
// Writes a byte of data to the given address 'bytes' times.
// The integer return parameter indicates the number of bytes set. The AddressDescriptor and
// PhysMemRetStatus parameters contain Fault or Abort information for the caller to handle.

(integer, AddressDescriptor, PhysMemRetStatus) MemSetBytes(bits(64) toaddress, bits(8) data,
                                                         integer bytes, AccessDescriptor accdesc)
    AddressDescriptor memaddrdesc;
    PhysMemRetStatus memstatus;
    memaddrdesc.fault = NoFault();
    memstatus.statuscode = Fault\_None;

    boolean aligned = TRUE;
    integer write = 0; // Bytes written

    // Write until all bytes are written or a fault is encountered.
    while write < bytes && !IsFault(memaddrdesc) && !IsFault(memstatus) do
        (memaddrdesc, memstatus) = AArch64.MemSingleWrite(toaddress + write, 1, accdesc,
                                                         aligned, data);

        write = write + 1;

    // Check all bytes were written.
    if IsFault(memaddrdesc) || IsFault(memstatus) then
        return (write - 1, memaddrdesc, memstatus);

    return (bytes, memaddrdesc, memstatus);
```

## Library pseudocode for aarch64/functions/mops/MemSetParametersIllformedE

```
// MemSetParametersIllformedE()
// =====
// Returns TRUE if the inputs are not well formed (in terms of their size and/or
// alignment) for a SETE* or SETGE* instruction for this implementation given the
// parameters of the destination and size of the set.

boolean MemSetParametersIllformedE(SETParams memset);
```

## Library pseudocode for aarch64/functions/mops/MemSetParametersIllformedM

```
// MemSetParametersIllformedM()
// =====
// Returns TRUE if the inputs are not well formed (in terms of their size and/or
// alignment) for a SETM* or SETGM* instruction for this implementation given the
// parameters of the destination and size of the copy.

boolean MemSetParametersIllformedM(SETParams memset);
```

## Library pseudocode for aarch64/functions/mops/MemSetStageSize

```
// MemSetStageSize()
// =====
// Returns the number of bytes set by the given stage of a SET* or SETG* instruction.

integer MemSetStageSize(SETParams memset)
    integer stagesetsize;

    if memset.stage == MOPSStage\_Prologue then
        // IMP DEF selection of the amount covered by pre-processing.
        stagesetsize = SETPreSizeChoice(memset);
        assert stagesetsize == 0 || (stagesetsize < 0) == (memset.setsize < 0);

        if memset.is_setg then assert stagesetsize<3:0> == '0000';

        if memset.setsize > 0 then
            assert stagesetsize <= memset.setsize;
        else
            assert stagesetsize >= memset.setsize;

    else
        integer postsize = SETPostSizeChoice(memset);
        assert postsize == 0 || (postsize < 0) == (memset.setsize < 0);
        if memset.is_setg then assert postsize<3:0> == '0000';

        if memset.stage == MOPSStage\_Main then
            stagesetsize = memset.setsize - postsize;
        else
            stagesetsize = postsize;

    return stagesetsize;
```

## Library pseudocode for aarch64/functions/mops/MemSetZeroSizeCheck

```
// MemSetZeroSizeCheck()
// =====
// Returns TRUE if the implementation option is checked on a set of size zero remaining.

boolean MemSetZeroSizeCheck()
    return boolean IMPLEMENTATION_DEFINED "Implementation option is checked with a setsize of 0";
```

### Library pseudocode for aarch64/functions/mops/MemStageCpyZeroSizeCheck

```
// MemStageCpyZeroSizeCheck()
// =====
// Returns TRUE if the implementation option is checked on a stage copy of size zero remaining.

boolean MemStageCpyZeroSizeCheck()
    return (boolean IMPLEMENTATION_DEFINED
            "Implementation option is checked with a stage cpysize of 0");
```

### Library pseudocode for aarch64/functions/mops/MemStageSetZeroSizeCheck

```
// MemStageSetZeroSizeCheck()
// =====
// Returns TRUE if the implementation option is checked on a stage set of size zero remaining.

boolean MemStageSetZeroSizeCheck()
    return (boolean IMPLEMENTATION_DEFINED
            "Implementation option is checked with a stage setsize of 0");
```

### Library pseudocode for aarch64/functions/mops/MismatchedCpySetTargetEL

```
// MismatchedCpySetTargetEL()
// =====
// Return the target exception level for an Exception_MemCpyMemSet.

bits(2) MismatchedCpySetTargetEL()
    bits(2) target_el;

    if UInt(PSTATE.EL) > UInt(EL1) then
        target_el = PSTATE.EL;
    elsif PSTATE.EL == EL0 && EL2Enabled() && HCR_EL2.TGE == '1' then
        target_el = EL2;
    elsif (PSTATE.EL == EL1 && EL2Enabled() &&
            IsHCRXEL2Enabled() && HCRX_EL2.MCE2 == '1') then
        target_el = EL2;
    else
        target_el = EL1;

    return target_el;
```

### Library pseudocode for aarch64/functions/mops/MismatchedMemCpyException

```
// MismatchedMemCpyException()
// =====
// Generates an exception for a CPY* instruction if the version
// is inconsistent with the state of the call.

MismatchedMemCpyException(CPYParams memcpy, bits(4) options, boolean wrong_option)
    bits(64) preferred_exception_return = ThisInstrAddr(64);
    integer vect_offset = 0x0;
    bits(2) target_el = MismatchedCpySetTargetEL();

    ExceptionRecord except = ExceptionSyndrome(Exception_MemCpyMemSet);
    except.syndrome<24> = '0';
    except.syndrome<23> = '0';
    except.syndrome<22:19> = options;
    except.syndrome<18> = if memcpy.stage == MOPSSstage_Epilogue then '1' else '0';
    except.syndrome<17> = if wrong_option then '1' else '0';
    except.syndrome<16> = if memcpy.implements_option_a then '1' else '0';
    // exception.syndrome<15> is RES0.
    except.syndrome<14:10> = memcpy.d<4:0>;
    except.syndrome<9:5> = memcpy.s<4:0>;
    except.syndrome<4:0> = memcpy.n<4:0>;

    AArch64.TakeException(target_el, except, preferred_exception_return, vect_offset);
```

## Library pseudocode for aarch64/functions/mops/MismatchedMemSetException

```
// MismatchedMemSetException()
// =====
// Generates an exception for a SET* instruction if the version
// is inconsistent with the state of the call.

MismatchedMemSetException(SETParams memset, bits(2) options, boolean wrong_option)
    bits(64) preferred_exception_return = ThisInstrAddr(64);
    integer vect_offset = 0x0;
    bits(2) target_el = MismatchedCpySetTargetEL();

    ExceptionRecord except = ExceptionSyndrome(Exception\_MemCpyMemSet);
    except.syndrome<24> = '1';
    except.syndrome<23> = if memset.is_setg then '1' else '0';
    // exception.syndrome<22:21> is RES0.
    except.syndrome<20:19> = options;
    except.syndrome<18> = if memset.stage == MOPSSStage\_Epilogue then '1' else '0';
    except.syndrome<17> = if wrong_option then '1' else '0';
    except.syndrome<16> = if memset.implements_option_a then '1' else '0';
    // exception.syndrome<15> is RES0.
    except.syndrome<14:10> = memset.d<4:0>;
    except.syndrome<9:5> = memset.s<4:0>;
    except.syndrome<4:0> = memset.n<4:0>;

    AArch64.TakeException(target_el, except, preferred_exception_return, vect_offset);
```

## Library pseudocode for aarch64/functions/mops/SETGOptionA

```
// SETGOptionA()
// =====
// Returns TRUE if the implementation uses Option A for the
// SETG* instructions, and FALSE otherwise.

boolean SETGOptionA()
    return boolean IMPLEMENTATION_DEFINED "SETG* instructions use Option A";
```

## Library pseudocode for aarch64/functions/mops/SETOptionA

```
// SETOptionA()
// =====
// Returns TRUE if the implementation uses Option A for the
// SET* instructions, and FALSE otherwise.

boolean SETOptionA()
    return boolean IMPLEMENTATION_DEFINED "SET* instructions use Option A";
```

## Library pseudocode for aarch64/functions/mops/SETParams

```
// SETParams
// =====

type SETParams is (
    MOPSSStage stage,
    boolean implements_option_a,
    boolean is_setg,
    integer setsize,
    integer stagesetsize,
    bits(64) toaddress,
    bits(4) nzcvc,
    integer n,
    integer d,
    integer s
)
```

### Library pseudocode for aarch64/functions/mops/SETPostSizeChoice

```
// SETPostSizeChoice()
// =====
// Returns the size of the set that is performed by the SETE* or SETGE* instructions
// for this implementation, given the parameters of the destination and size of the set.

integer SETPostSizeChoice(SETParams memset);
```

### Library pseudocode for aarch64/functions/mops/SETPreSizeChoice

```
// SETPreSizeChoice()
// =====
// Returns the size of the set that is performed by the SETP* or SETGP* instructions
// for this implementation, given the parameters of the destination and size of the set.

integer SETPreSizeChoice(SETParams memset);
```

### Library pseudocode for aarch64/functions/mops/SETSizeChoice

```
// SETSizeChoice()
// =====
// Returns the size of the block thisperformed for an iteration of the set given
// the parameters of the destination and size of the set. The size of the block
// is an integer multiple of alignsize.

integer SETSizeChoice(SETParams memset, integer alignsize);
```



## Library pseudocode for aarch64/functions/mops/UpdateCpyRegisters

```
// UpdateCpyRegisters()
// =====
// Performs updates to the X[n], X[d], and X[s] registers, as appropriate, for the CPY* and CPYF*
// instructions. When fault is TRUE, the values correspond to the first element not copied,
// such that a return to the instruction will enable a resumption of the copy.

UpdateCpyRegisters(CPYParams memcpy, boolean fault, integer copied)
    if fault then
        if memcpy.stage == MOPSSStage Prologue then
            // Undo any formatting of the input parameters performed in the prologue.
            if memcpy.implements_option_a then
                if memcpy.forward then
                    // cpysize is negative.
                    integer cpysize = memcpy.cpysize + copied;
                    X[memcpy.n, 64] = (0 - cpysize)<63:0>;
                    X[memcpy.d, 64] = memcpy.toaddress + cpysize;
                    X[memcpy.s, 64] = memcpy.fromaddress + cpysize;

                else
                    X[memcpy.n, 64] = (memcpy.cpysize - copied)<63:0>;

            else
                if memcpy.forward then
                    X[memcpy.n, 64] = (memcpy.cpysize - copied)<63:0>;
                    X[memcpy.d, 64] = memcpy.toaddress + copied;
                    X[memcpy.s, 64] = memcpy.fromaddress + copied;

                else
                    X[memcpy.n, 64] = (memcpy.cpysize - copied)<63:0>;

        else
            if memcpy.implements_option_a then
                if memcpy.forward then
                    X[memcpy.n, 64] = (memcpy.cpysize + copied)<63:0>;
                else
                    X[memcpy.n, 64] = (memcpy.cpysize - copied)<63:0>;

            else
                X[memcpy.n, 64] = (memcpy.cpysize - copied)<63:0>;

                if memcpy.forward then
                    X[memcpy.d, 64] = memcpy.toaddress + copied;
                    X[memcpy.s, 64] = memcpy.fromaddress + copied;
                else
                    X[memcpy.d, 64] = memcpy.toaddress - copied;
                    X[memcpy.s, 64] = memcpy.fromaddress - copied;

    else
        X[memcpy.n, 64] = memcpy.cpysize<63:0>;
        if memcpy.stage == MOPSSStage Prologue || !memcpy.implements_option_a then
            X[memcpy.d, 64] = memcpy.toaddress;
            X[memcpy.s, 64] = memcpy.fromaddress;

    return;
```

## Library pseudocode for aarch64/functions/mops/UpdateSetRegisters

```
// UpdateSetRegisters()
// =====
// Performs updates to the X[n] and X[d] registers, as appropriate, for the SET* and SETG*
// instructions. When fault is TRUE, the values correspond to the first element not set, such
// that a return to the instruction will enable a resumption of the memory set.

UpdateSetRegisters(SETParams memset, boolean fault, integer memory_set)
    if fault then
        // Undo any formatting of the input parameters performed in the prologue.
        if memset.stage == MOPSSStage Prologue then
            if memset.implements_option_a then
                // setsize is negative.
                integer setsize = memset.setsize + memory_set;
                X[memset.n, 64] = (0 - setsize)<63:0>;
                X[memset.d, 64] = memset.toaddress + setsize;
            else
                X[memset.n, 64] = (memset.setsize - memory_set)<63:0>;
                X[memset.d, 64] = memset.toaddress + memory_set;

        else
            if memset.implements_option_a then
                X[memset.n, 64] = (memset.setsize + memory_set)<63:0>;
            else
                X[memset.n, 64] = (memset.setsize - memory_set)<63:0>;
                X[memset.d, 64] = memset.toaddress + memory_set;

    else
        X[memset.n, 64] = memset.setsize<63:0>;
        if memset.stage == MOPSSStage Prologue || !memset.implements_option_a then
            X[memset.d, 64] = memset.toaddress;

    return;
```

## Library pseudocode for aarch64/functions/movewideop/MoveWideOp

```
// MoveWideOp
// =====
// Move wide 16-bit immediate instruction types.

enumeration MoveWideOp {MoveWideOp_N, MoveWideOp_Z, MoveWideOp_K};
```

## Library pseudocode for aarch64/functions/movwpreferred/MoveWidePreferred

```
// MoveWidePreferred()
// =====
//
// Return TRUE if a bitmask immediate encoding would generate an immediate
// value that could also be represented by a single MOVZ or MOVN instruction.
// Used as a condition for the preferred MOV<-ORR alias.

boolean MoveWidePreferred(bit sf, bit immN, bits(6) imms, bits(6) immr)
    integer s = UInt(imms);
    integer r = UInt(immr);
    integer width = if sf == '1' then 64 else 32;

    // element size must equal total immediate size
    if sf == '1' && !((immN:imms) IN {'1xxxxxx'}) then
        return FALSE;
    if sf == '0' && !((immN:imms) IN {'00xxxxx'}) then
        return FALSE;

    // for MOVZ must contain no more than 16 ones
    if s < 16 then
        // ones must not span halfword boundary when rotated
        return (-r MOD 16) <= (15 - s);

    // for MOVN must contain no more than 16 zeros
    if s >= width - 15 then
        // zeros must not span halfword boundary when rotated
        return (r MOD 16) <= (s - (width - 15));

    return FALSE;
```

## Library pseudocode for aarch64/functions/pac/addpac/AddPAC

```
// AddPAC()
// =====
// Calculates the pointer authentication code for a 64-bit quantity and then
// inserts that into pointer authentication code field of that 64-bit quantity.

bits(64) AddPAC(bits(64) ptr, bits(64) modifier, bits(128) K, boolean data)
    boolean use_modifier2 = FALSE;
    return InsertPAC(ptr, modifier, Zeros(64), use_modifier2, K, data);
```

## Library pseudocode for aarch64/functions/pac/addpac/AddPAC2

```
// AddPAC2()
// =====
// Calculates the pointer authentication code for a 64-bit quantity and then
// inserts that into pointer authentication code field of that 64-bit quantity.

bits(64) AddPAC2(bits(64) ptr, bits(64) modifier1, bits(64) modifier2, bits(128) K, boolean data)
    boolean use_modifier2 = TRUE;
    return InsertPAC(ptr, modifier1, modifier2, use_modifier2, K, data);
```



```

// InsertPAC()
// =====
// Calculates the pointer authentication code for a 64-bit quantity and then
// inserts that into pointer authentication code field of that 64-bit quantity.

bits(64) InsertPAC(bits(64) ptr, bits(64) modifier, bits(64) modifier2, boolean use_modifier2,
    bits(128) K, boolean data)

bits(64) PAC;
bits(64) result;
bits(64) ext_ptr;
bits(64) extfield;
bit selbit;
bit bit55;
boolean isgeneric = FALSE;
boolean tbi = EffectiveTBI(ptr, !data, PSTATE.EL) == '1';
boolean mtX = EffectiveMTX(ptr, !data, PSTATE.EL) == '1';
constant integer top_bit = if tbi then 55 else 63;
boolean EL3_using_lva3 = (IsFeatureImplemented(FEAT_LVA3) &&
    TranslationRegime(PSTATE.EL) == Regime EL3 &&
    AArch64.IASize(TCR_EL3.TOSZ) > 52);
boolean is_VA_56bit = (TranslationRegime(PSTATE.EL) == Regime EL3 &&
    AArch64.IASize(TCR_EL3.TOSZ) == 56);

// If tagged pointers are in use for a regime with two TTBRs, use bit<55> of
// the pointer to select between upper and lower ranges, and preserve this.
// This handles the awkward case where there is apparently no correct choice between
// the upper and lower address range - ie an addr of 1xxxxxxx0... with TBI0=0 and TBI1=1
// and 0xxxxxxx1 with TBI1=0 and TBI0=1:
if PtrHasUpperAndLowerAddRanges() then
    assert S1TranslationRegime() IN {EL1, EL2};
    if S1TranslationRegime() == EL1 then
        // EL1 translation regime registers
        if data then
            if TCR_EL1.TBI1 == '1' || TCR_EL1.TBI0 == '1' then
                selbit = ptr<55>;
            else
                selbit = ptr<63>;
        else
            if ((TCR_EL1.TBI1 == '1' && TCR_EL1.TBID1 == '0') ||
                (TCR_EL1.TBI0 == '1' && TCR_EL1.TBID0 == '0')) then
                selbit = ptr<55>;
            else
                selbit = ptr<63>;
    else
        // EL2 translation regime registers
        if data then
            if TCR_EL2.TBI1 == '1' || TCR_EL2.TBI0 == '1' then
                selbit = ptr<55>;
            else
                selbit = ptr<63>;
        else
            if ((TCR_EL2.TBI1 == '1' && TCR_EL2.TBID1 == '0') ||
                (TCR_EL2.TBI0 == '1' && TCR_EL2.TBID0 == '0')) then
                selbit = ptr<55>;
            else
                selbit = ptr<63>;
    else selbit = if tbi then ptr<55> else ptr<63>;

if IsFeatureImplemented(FEAT_PAuth2) && IsFeatureImplemented(FEAT_CONSTPACFIELD) then
    selbit = ptr<55>;
constant integer bottom_PAC_bit = CalculateBottomPACBit(selbit);

if EL3_using_lva3 then
    extfield = Replicate('0', 64);
else
    extfield = Replicate(selbit, 64);

// Compute the pointer authentication code for a ptr with good extension bits
if tbi then
    if bottom_PAC_bit <= 55 then

```

```

        ext_ptr = (ptr<63:56> :
                    extfield<55:bottom_PAC_bit> : ptr<bottom_PAC_bit-1:0>);
    else
        ext_ptr = ptr<63:56> : ptr<55:0>;
elseif mtX then
    if bottom_PAC_bit <= 55 then
        ext_ptr = (extfield<63:60> : ptr<59:56> :
                    extfield<55:bottom_PAC_bit> : ptr<bottom_PAC_bit-1:0>);
    else
        ext_ptr = extfield<63:60> : ptr<59:56> : ptr<55:0>;
else
    ext_ptr = extfield<63:bottom_PAC_bit> : ptr<bottom_PAC_bit-1:0>;

if use_modifier2 then
    assert IsFeatureImplemented(FEAT_PAuth_LR);
    PAC = ComputePAC2(ext_ptr, modifier, modifier2, K<127:64>, K<63:0>, isgeneric);
else
    PAC = ComputePAC(ext_ptr, modifier, K<127:64>, K<63:0>, isgeneric);

if !IsFeatureImplemented(FEAT_PAuth2) then
    // If FEAT_PAuth2 is not implemented, the PAC is corrupted if the pointer does not have
    // a canonical VA.
    assert !mtX;
    assert bottom_PAC_bit <= 52;
    if !IsZero(ptr<top_bit:bottom_PAC_bit>) && !IsOnes(ptr<top_bit:bottom_PAC_bit>) then
        if IsFeatureImplemented(FEAT_EPAC) then
            PAC = 0x0000000000000000<63:0>;
        else
            PAC<top_bit-1> = NOT(PAC<top_bit-1>);

// Preserve the determination between upper and lower address at bit<55> and insert PAC into
// bits that are not used for the address or the tag(s).
if !IsFeatureImplemented(FEAT_PAuth2) then
    assert (bottom_PAC_bit <= 52);
    if tbi then
        result = ptr<63:56>:selbit:PAC<54:bottom_PAC_bit>:ptr<bottom_PAC_bit-1:0>;
    else
        result = PAC<63:56>:selbit:PAC<54:bottom_PAC_bit>:ptr<bottom_PAC_bit-1:0>;
        // A compliant implementation of FEAT_MTE4 also implements FEAT_PAuth2
        assert !mtX;
else
    if EL3_using_lva3 then
        // Bit 55 is an address bit (when VA size is 56-bits) or
        // used to store PAC (when VA size is less than 56-bits)
        if is_VA_56bit then
            bit55 = ptr<55>;
        else
            bit55 = ptr<55> EOR PAC<55>;
    else
        bit55 = selbit;
    if tbi then
        if bottom_PAC_bit < 55 then
            result = (ptr<63:56> : bit55 :
                      (ptr<54:bottom_PAC_bit> EOR PAC<54:bottom_PAC_bit>) :
                      ptr<bottom_PAC_bit-1:0>);
        else
            result = (ptr<63:56> : bit55 : ptr<54:0>);
    elseif mtX then
        if bottom_PAC_bit < 55 then
            result = ((ptr<63:60> EOR PAC<63:60>) : ptr<59:56> : bit55 :
                      (ptr<54:bottom_PAC_bit> EOR PAC<54:bottom_PAC_bit>) :
                      ptr<bottom_PAC_bit-1:0>);
        else
            result = ((ptr<63:60> EOR PAC<63:60>) : ptr<59:56> : bit55 :
                      ptr<54:0>);
    else
        if bottom_PAC_bit < 55 then
            result = ((ptr<63:56> EOR PAC<63:56>) : bit55 :
                      (ptr<54:bottom_PAC_bit> EOR PAC<54:bottom_PAC_bit>) :
                      ptr<bottom_PAC_bit-1:0>);

```

```

        else
            result = ((ptr<63:56> EOR PAC<63:56>) : bit55 :
                    ptr<54:0>);
    return result;

```

#### Library pseudocode for aarch64/functions/pac/addpacda/AddPACDA

```

// AddPACDA()
// =====
// Returns a 64-bit value containing x, but replacing the pointer authentication code
// field bits with a pointer authentication code, where the pointer authentication
// code is derived using a cryptographic algorithm as a combination of x, y and the
// APDAKey_EL1.

bits(64) AddPACDA(bits(64) x, bits(64) y)
    bits(128) APDAKey_EL1 = APDAKeyHi_EL1<63:0> : APDAKeyLo_EL1<63:0>;
    if !IsAPDAKeyEnabled() then
        return x;
    else
        return AddPAC(x, y, APDAKey_EL1, TRUE);

```

#### Library pseudocode for aarch64/functions/pac/addpacdb/AddPACDB

```

// AddPACDB()
// =====
// Returns a 64-bit value containing x, but replacing the pointer authentication code
// field bits with a pointer authentication code, where the pointer authentication
// code is derived using a cryptographic algorithm as a combination of x, y and the
// APDBKey_EL1.

bits(64) AddPACDB(bits(64) x, bits(64) y)
    bits(128) APDBKey_EL1 = APDBKeyHi_EL1<63:0> : APDBKeyLo_EL1<63:0>;
    if !IsAPDBKeyEnabled() then
        return x;
    else
        return AddPAC(x, y, APDBKey_EL1, TRUE);

```

## Library pseudocode for aarch64/functions/pac/addpacga/AddPACGA

```
// AddPACGA()
// =====
// Returns a 64-bit value where the lower 32 bits are 0, and the upper 32 bits contain
// a 32-bit pointer authentication code which is derived using a cryptographic
// algorithm as a combination of x, y and the APGAKey_EL1.

bits(64) AddPACGA(bits(64) x, bits(64) y)
    boolean TrapEL2;
    boolean TrapEL3;
    boolean isgeneric = TRUE;
    bits(128) APGAKey_EL1 = APGAKeyHi_EL1<63:0> : APGAKeyLo_EL1<63:0>;

    case PSTATE.EL of
        when EL0
            TrapEL2 = EL2Enabled() && HCR_EL2.API == '0' && !IsInHost();
            TrapEL3 = HaveEL(EL3) && SCR_EL3.API == '0';
        when EL1
            TrapEL2 = EL2Enabled() && HCR_EL2.API == '0';
            TrapEL3 = HaveEL(EL3) && SCR_EL3.API == '0';
        when EL2
            TrapEL2 = FALSE;
            TrapEL3 = HaveEL(EL3) && SCR_EL3.API == '0';
        when EL3
            TrapEL2 = FALSE;
            TrapEL3 = FALSE;

    if TrapEL3 && EL3SDDUndefPriority() then
        UNDEFINED;
    elseif TrapEL2 then
        TrapPACUse(EL2);
    elseif TrapEL3 then
        if EL3SDDUndef() then
            UNDEFINED;
        else
            TrapPACUse(EL3);
    else
        return ComputePAC(x, y, APGAKey_EL1<127:64>, APGAKey_EL1<63:0>, isgeneric)<63:32>:Zeros(32);
```

## Library pseudocode for aarch64/functions/pac/addpacia/AddPACIA

```
// AddPACIA()
// =====
// Returns a 64-bit value containing x, but replacing the pointer authentication code
// field bits with a pointer authentication code, where the pointer authentication
// code is derived using a cryptographic algorithm as a combination of x, y, and the
// APIAKey_EL1.

bits(64) AddPACIA(bits(64) x, bits(64) y)
    bits(128) APIAKey_EL1 = APIAKeyHi_EL1<63:0>:APIAKeyLo_EL1<63:0>;
    if !IsAPIAKeyEnabled() then
        return x;
    else
        return AddPAC(x, y, APIAKey_EL1, FALSE);
```



## Library pseudocode for aarch64/functions/pac/addpacia/AddPACIA2

```
// AddPACIA2()
// =====
// Returns a 64-bit value containing x, but replacing the pointer authentication code
// field bits with a pointer authentication code, where the pointer authentication
// code is derived using a cryptographic algorithm as a combination of x, y, z, and
// the APIAKey_EL1.

bits(64) AddPACIA2(bits(64) x, bits(64) y, bits(64) z)
    bits(128) APIAKey_EL1 = APIAKeyHi_EL1<63:0>:APIAKeyLo_EL1<63:0>;
    if !IsAPIAKeyEnabled() then
        return x;
    else
        return AddPAC2(x, y, z, APIAKey_EL1, FALSE);
```

## Library pseudocode for aarch64/functions/pac/addpacib/AddPACIB

```
// AddPACIB()
// =====
// Returns a 64-bit value containing x, but replacing the pointer authentication code
// field bits with a pointer authentication code, where the pointer authentication
// code is derived using a cryptographic algorithm as a combination of x, y and the
// APIBKey_EL1.

bits(64) AddPACIB(bits(64) x, bits(64) y)
    bits(128) APIBKey_EL1 = APIBKeyHi_EL1<63:0> : APIBKeyLo_EL1<63:0>;
    if !IsAPIBKeyEnabled() then
        return x;
    else
        return AddPAC(x, y, APIBKey_EL1, FALSE);
```

## Library pseudocode for aarch64/functions/pac/addpacib/AddPACIB2

```
// AddPACIB2()
// =====
// Returns a 64-bit value containing x, but replacing the pointer authentication code
// field bits with a pointer authentication code, where the pointer authentication
// code is derived using a cryptographic algorithm as a combination of x, y, z, and
// the APIBKey_EL1.

bits(64) AddPACIB2(bits(64) x, bits(64) y, bits(64) z)
    bits(128) APIBKey_EL1 = APIBKeyHi_EL1<63:0> : APIBKeyLo_EL1<63:0>;
    if !IsAPIBKeyEnabled() then
        return x;
    else
        return AddPAC2(x, y, z, APIBKey_EL1, FALSE);
```

## Library pseudocode for aarch64/functions/pac/auth/AArch64.PACFailException

```
// AArch64.PACFailException()
// =====
// Generates a PAC Fail Exception

AArch64.PACFailException(bits(2) syndrome)
    route_to_el2 = PSTATE.EL == EL0 && EL2Enabled() && HCR_EL2.TGE == '1';
    bits(64) preferred_exception_return = ThisInstrAddr(64);
    vect_offset = 0x0;

    except = ExceptionSyndrome(Exception\_PACFail);
    except.syndrome<1:0> = syndrome;
    except.syndrome<24:2> = Zeros(23); // RES0

    if UInt(PSTATE.EL) > UInt(EL0) then
        AArch64.TakeException(PSTATE.EL, except, preferred_exception_return, vect_offset);
    elseif route_to_el2 then
        AArch64.TakeException(EL2, except, preferred_exception_return, vect_offset);
    else
        AArch64.TakeException(EL1, except, preferred_exception_return, vect_offset);
```

## Library pseudocode for aarch64/functions/pac/auth/Auth

```
// Auth()
// =====
// Restores the upper bits of the address to be all zeros or all ones (based on the
// value of bit[55]) and computes and checks the pointer authentication code. If the
// check passes, then the restored address is returned. If the check fails, the
// second-top and third-top bits of the extension bits in the pointer authentication code
// field are corrupted to ensure that accessing the address will give a translation fault.

bits(64) Auth(bits(64) ptr, bits(64) modifier, bits(128) K, boolean data, bit key_number,
              boolean is_combined)
    boolean use_modifier2 = FALSE;
    return Authenticate(ptr, modifier, Zeros(64), use_modifier2, K, data, key_number, is_combined);
```

## Library pseudocode for aarch64/functions/pac/auth/Auth2

```
// Auth2()
// =====
// Restores the upper bits of the address to be all zeros or all ones (based on the
// value of bit[55]) and computes and checks the pointer authentication code. If the
// check passes, then the restored address is returned. If the check fails, the
// second-top and third-top bits of the extension bits in the pointer authentication code
// field are corrupted to ensure that accessing the address will give a translation fault.

bits(64) Auth2(bits(64) ptr, bits(64) modifier1, bits(64) modifier2, bits(128) K,
               boolean data, bit key_number, boolean is_combined)
    boolean use_modifier2 = TRUE;
    return Authenticate(ptr, modifier1, modifier2, use_modifier2, K, data, key_number, is_combined);
```



```

// Authenticate()
// =====
// Restores the upper bits of the address to be all zeros or all ones (based on the
// value of bit[55]) and computes and checks the pointer authentication code. If the
// check passes, then the restored address is returned. If the check fails, the
// second-top and third-top bits of the extension bits in the pointer authentication code
// field are corrupted to ensure that accessing the address will give a translation fault.

bits(64) Authenticate(bits(64) ptr, bits(64) modifier, bits(64) modifier2, boolean use_modifier2,
                      bits(128) K, boolean data, bit key_number, boolean is_combined)

    bits(64) PAC;
    bits(64) result;
    bits(64) original_ptr;
    bits(2) error_code;
    bits(64) extfield;
    boolean isgeneric = FALSE;

    // Reconstruct the extension field used of adding the PAC to the pointer
    boolean tbi = EffectiveTBI(ptr, !data, PSTATE.EL) == '1';
    boolean mtx = EffectiveMTX(ptr, !data, PSTATE.EL) == '1';
    constant integer bottom_PAC_bit = CalculateBottomPACBit(ptr<55>);
    boolean EL3_using_lva3 = (IsFeatureImplemented(FEAT_LVA3) &&
                             TranslationRegime(PSTATE.EL) == Regime\_EL3 &&
                             AArch64.IASize(TCR_EL3.TOSZ) > 52);
    boolean is_VA_56bit = (TranslationRegime(PSTATE.EL) == Regime\_EL3 &&
                          AArch64.IASize(TCR_EL3.TOSZ) == 56);

    if EL3_using_lva3 then
        extfield = Replicate('0', 64);
    else
        extfield = Replicate(ptr<55>, 64);

    if tbi then
        if bottom_PAC_bit <= 55 then
            original_ptr = (ptr<63:56> :
                           extfield<55:bottom_PAC_bit> : ptr<bottom_PAC_bit-1:0>);
        else
            original_ptr = ptr<63:56> : ptr<55:0>;
    elsif mtx then
        if bottom_PAC_bit <= 55 then
            original_ptr = (extfield<63:60> : ptr<59:56> :
                           extfield<55:bottom_PAC_bit> : ptr<bottom_PAC_bit-1:0>);
        else
            original_ptr = extfield<63:60> : ptr<59:56> : ptr<55:0>;
    else
        original_ptr = extfield<63:bottom_PAC_bit> : ptr<bottom_PAC_bit-1:0>;

    if use_modifier2 then
        assert IsFeatureImplemented(FEAT_PAuth_LR);
        PAC = ComputePAC2(original_ptr, modifier, modifier2, K<127:64>, K<63:0>, isgeneric);
    else
        PAC = ComputePAC(original_ptr, modifier, K<127:64>, K<63:0>, isgeneric);
    // Check pointer authentication code
    if tbi then
        if !IsFeatureImplemented(FEAT_PAuth2) then
            assert (bottom_PAC_bit <= 52);
            if PAC<54:bottom_PAC_bit> == ptr<54:bottom_PAC_bit> then
                result = original_ptr;
            else
                error_code = key_number:NOT(key_number);
                result = original_ptr<63:55>:error_code:original_ptr<52:0>;
        else
            result = ptr;
            if EL3_using_lva3 && !is_VA_56bit then
                result<55> = result<55> EOR PAC<55>;
            if (bottom_PAC_bit < 55) then
                result<54:bottom_PAC_bit> = result<54:bottom_PAC_bit> EOR PAC<54:bottom_PAC_bit>;
            if (IsFeatureImplemented(FEAT_FPACCOMBINE) ||
                (IsFeatureImplemented(FEAT_FPAC) && !is_combined)) then
                if (EL3_using_lva3 && !is_VA_56bit && !IsZero(result<55:bottom_PAC_bit>)) then
                    error_code = (if data then '1' else '0'):key_number;

```

```

        AArch64.PACFailException(error_code);
    elsif (!EL3_using_lva3 && (bottom_PAC_bit < 55) &&
        result<54:bottom_PAC_bit> !=
        Replicate(result<55>, (55-bottom_PAC_bit))) then
        error_code = (if data then '1' else '0'):key_number;
        AArch64.PACFailException(error_code);
elsif mtx then
    assert IsFeatureImplemented(FEAT_PAuth2);
    result = ptr;
    if EL3_using_lva3 && !is_VA_56bit then
        result<55> = result<55> EOR PAC<55>;
    if (bottom_PAC_bit < 55) then
        result<54:bottom_PAC_bit> = result<54:bottom_PAC_bit> EOR PAC<54:bottom_PAC_bit>;
    result<63:60> = result<63:60> EOR PAC<63:60>;
    if (IsFeatureImplemented(FEAT_FPACCOMBINE) ||
        (IsFeatureImplemented(FEAT_FPAC) && !is_combined)) then
        if (EL3_using_lva3 && !is_VA_56bit &&
            (!IsZero(result<55:bottom_PAC_bit>) || !IsZero(result<63:60>))) then
            error_code = (if data then '1' else '0'):key_number;
            AArch64.PACFailException(error_code);
        elsif (!EL3_using_lva3 && (bottom_PAC_bit < 55) &&
            (((result<54:bottom_PAC_bit> !=
                Replicate(result<55>, (55-bottom_PAC_bit)))) ||
                (result<63:60> != Replicate(result<55>, 4)))) then
            error_code = (if data then '1' else '0'):key_number;
            AArch64.PACFailException(error_code);
    else
        if !IsFeatureImplemented(FEAT_PAuth2) then
            assert (bottom_PAC_bit <= 52);
            if PAC<54:bottom_PAC_bit> == ptr<54:bottom_PAC_bit> && PAC<63:56> == ptr<63:56> then
                result = original_ptr;
            else
                error_code = key_number:NOT(key_number);
                result = original_ptr<63>:error_code:original_ptr<60:0>;
        else
            result = ptr;
            if EL3_using_lva3 && !is_VA_56bit then
                result<55> = result<55> EOR PAC<55>;
            if bottom_PAC_bit < 55 then
                result<54:bottom_PAC_bit> = result<54:bottom_PAC_bit> EOR PAC<54:bottom_PAC_bit>;
            result<63:56> = result<63:56> EOR PAC<63:56>;
            if (IsFeatureImplemented(FEAT_FPACCOMBINE) ||
                (IsFeatureImplemented(FEAT_FPAC) && !is_combined)) then
                if (EL3_using_lva3 && !IsZero(result<63:bottom_PAC_bit>)) then
                    error_code = (if data then '1' else '0'):key_number;
                    AArch64.PACFailException(error_code);
                elsif (!EL3_using_lva3 &&
                    result<63:bottom_PAC_bit> !=
                    Replicate(result<55>, (64-bottom_PAC_bit))) then
                    error_code = (if data then '1' else '0'):key_number;
                    AArch64.PACFailException(error_code);
        return result;

```

## Library pseudocode for aarch64/functions/pac/authda/AuthDA

```

// AuthDA()
// =====
// Returns a 64-bit value containing x, but replacing the pointer authentication code
// field bits with the extension of the address bits. The instruction checks a pointer
// authentication code in the pointer authentication code field bits of x, using the same
// algorithm and key as AddPACDA().

bits(64) AuthDA(bits(64) x, bits(64) y, boolean is_combined)
    bits(128) APDAKey_EL1 = APDAKeyHi_EL1<63:0> : APDAKeyLo_EL1<63:0>;
    if !IsAPDAKeyEnabled() then
        return x;
    else
        return Auth(x, y, APDAKey_EL1, TRUE, '0', is_combined);

```

## Library pseudocode for aarch64/functions/pac/authdb/AuthDB

```
// AuthDB()
// =====
// Returns a 64-bit value containing x, but replacing the pointer authentication code
// field bits with the extension of the address bits. The instruction checks a
// pointer authentication code in the pointer authentication code field bits of x, using
// the same algorithm and key as AddPACDB().

bits(64) AuthDB(bits(64) x, bits(64) y, boolean is_combined)
    bits(128) APDBKey_EL1 = APDBKeyHi_EL1<63:0> : APDBKeyLo_EL1<63:0>;
    if !IsAPDBKeyEnabled() then
        return x;
    else
        return Auth(x, y, APDBKey_EL1, TRUE, '1', is_combined);
```

## Library pseudocode for aarch64/functions/pac/authia/AuthIA

```
// AuthIA()
// =====
// Returns a 64-bit value containing x, but replacing the pointer authentication code
// field bits with the extension of the address bits. The instruction checks a pointer
// authentication code in the pointer authentication code field bits of x, using the same
// algorithm and key as AddPACIA().

bits(64) AuthIA(bits(64) x, bits(64) y, boolean is_combined)
    bits(128) APIAKey_EL1 = APIAKeyHi_EL1<63:0> : APIAKeyLo_EL1<63:0>;
    if !IsAPIAKeyEnabled() then
        return x;
    else
        return Auth(x, y, APIAKey_EL1, FALSE, '0', is_combined);
```

## Library pseudocode for aarch64/functions/pac/authia/AuthIA2

```
// AuthIA2()
// =====
// Returns a 64-bit value containing x, but replacing the pointer authentication code
// field bits with the extension of the address bits. The instruction checks a pointer
// authentication code in the pointer authentication code field bits of x, using the same
// algorithm and key as AddPACIA2().

bits(64) AuthIA2(bits(64) x, bits(64) y, bits(64) z, boolean is_combined)
    bits(128) APIAKey_EL1 = APIAKeyHi_EL1<63:0> : APIAKeyLo_EL1<63:0>;
    if !IsAPIAKeyEnabled() then
        return x;
    else
        return Auth2(x, y, z, APIAKey_EL1, FALSE, '0', is_combined);
```

## Library pseudocode for aarch64/functions/pac/authib/AuthIB

```
// AuthIB()
// =====
// Returns a 64-bit value containing x, but replacing the pointer authentication code
// field bits with the extension of the address bits. The instruction checks a pointer
// authentication code in the pointer authentication code field bits of x, using the same
// algorithm and key as AddPACIB().

bits(64) AuthIB(bits(64) x, bits(64) y, boolean is_combined)
    bits(128) APIBKey_EL1 = APIBKeyHi_EL1<63:0> : APIBKeyLo_EL1<63:0>;
    if !IsAPIBKeyEnabled() then
        return x;
    else
        return Auth(x, y, APIBKey_EL1, FALSE, '1', is_combined);
```

## Library pseudocode for aarch64/functions/pac/authib/AuthIB2

```
// AuthIB2()
// =====
// Returns a 64-bit value containing x, but replacing the pointer authentication code
// field bits with the extension of the address bits. The instruction checks a pointer
// authentication code in the pointer authentication code field bits of x, using the same
// algorithm and key as AddPACIB2().

bits(64) AuthIB2(bits(64) x, bits(64) y, bits(64) z, boolean is_combined)
    bits(128) APIBKey_EL1 = APIBKeyHi_EL1<63:0> : APIBKeyLo_EL1<63:0>;
    if !IsAPIBKeyEnabled() then
        return x;
    else
        return Auth2(x, y, z, APIBKey_EL1, FALSE, '1', is_combined);
```

## Library pseudocode for aarch64/functions/pac/calcbottompacbit/AArch64.PACEffectiveTxSZ

```
// AArch64.PACEffectiveTxSZ()
// =====
// Compute the effective value for TxSZ used to determine the placement of the PAC field

bits(6) AArch64.PACEffectiveTxSZ(Regime regime, S1TTWParams walkparams)
    constant integer slmaxtxsz = AArch64.MaxTxSZ(walkparams.tgx);
    constant integer slmintxsz = AArch64.S1MinTxSZ(regime, walkparams.dl28,
                                                    walkparams.ds, walkparams.tgx);

    if AArch64.S1TxSZFaults(regime, walkparams) then
        if ConstrainUnpredictable(Unpredictable RESTnSZ) == Constraint_FORCE then
            if UInt(walkparams.txsz) < slmintxsz then
                return slmintxsz<5:0>;
            if UInt(walkparams.txsz) > slmaxtxsz then
                return slmaxtxsz<5:0>;
        elseif UInt(walkparams.txsz) < slmintxsz then
            return slmintxsz<5:0>;
        elseif UInt(walkparams.txsz) > slmaxtxsz then
            return slmaxtxsz<5:0>;

    return walkparams.txsz;
```

## Library pseudocode for aarch64/functions/pac/calcbottompacbit/CalculateBottomPACBit

```
// CalculateBottomPACBit()
// =====

integer CalculateBottomPACBit(bit top_bit)
    Regime regime;
    S1TTWParams walkparams;
    integer bottom_PAC_bit;

    regime = TranslationRegime(PSTATE.EL);
    ss = CurrentSecurityState();
    walkparams = AArch64.GetS1TTWParams(regime, ss, Replicate(top_bit, 64));
    bottom_PAC_bit = 64 - UInt(AArch64.PACEffectiveTxSZ(regime, walkparams));

    return bottom_PAC_bit;
```

## Library pseudocode for aarch64/functions/pac/computepac/ComputePAC

```
// ComputePAC()
// =====

bits(64) ComputePAC(bits(64) data, bits(64) modifier, bits(64) key0, bits(64) key1,
                    boolean isgeneric)
    if UsePACIMP(isgeneric) then
        return ComputePACIMPDEF(data, modifier, key0, key1);
    if UsePACQARMA3(isgeneric) then
        boolean isqarma3 = TRUE;
        return ComputePACQARMA(data, modifier, key0, key1, isqarma3);
    if UsePACQARMA5(isgeneric) then
        boolean isqarma3 = FALSE;
        return ComputePACQARMA(data, modifier, key0, key1, isqarma3);
    Unreachable();
```

## Library pseudocode for aarch64/functions/pac/computepac/ComputePAC2

```
// ComputePAC2()
// =====

bits(64) ComputePAC2(bits(64) data, bits(64) modifier1, bits(64) modifier2,
                    bits(64) key0, bits(64) key1, boolean isgeneric)
    if UsePACIMP(isgeneric) then
        return ComputePAC2IMPDEF(data, modifier1, modifier2, key0, key1);
    if UsePACQARMA3(isgeneric) then
        boolean isqarma3 = TRUE;
        return ComputePAC2QARMA(data, modifier1, modifier2, key0, key1, isqarma3);
    if UsePACQARMA5(isgeneric) then
        boolean isqarma3 = FALSE;
        return ComputePAC2QARMA(data, modifier1, modifier2, key0, key1, isqarma3);
    Unreachable();
```

## Library pseudocode for aarch64/functions/pac/computepac/ComputePAC2IMPDEF

```
// ComputePAC2IMPDEF()
// =====
// Compute IMPLEMENTATION DEFINED cryptographic algorithm to be used for PAC calculation.

bits(64) ComputePAC2IMPDEF(bits(64) data, bits(64) modifier1, bits(64) modifier2, bits(64) key0,
                          bits(64) key1);
```

## Library pseudocode for aarch64/functions/pac/computepac/ComputePAC2QARMA

```
// ComputePAC2QARMA()
// =====

bits(64) ComputePAC2QARMA(bits(64) data, bits(64) modifier1, bits(64) modifier2, bits(64) key0,
                          bits(64) key1, boolean isqarma3)
    bits(64) concat_modifiers = modifier2<36:5>:modifier1<35:4>;
    return ComputePACQARMA(data, concat_modifiers, key0, key1, isqarma3);
```

## Library pseudocode for aarch64/functions/pac/computepac/ComputePACIMPDEF

```
// ComputePACIMPDEF()
// =====
// Compute IMPLEMENTATION DEFINED cryptographic algorithm to be used for PAC calculation.

bits(64) ComputePACIMPDEF(bits(64) data, bits(64) modifier, bits(64) key0, bits(64) key1);
```





```

// ComputePACQARMA()
// =====
// Compute QARMA3 or QARMA5 cryptographic algorithm for PAC calculation

bits(64) ComputePACQARMA(bits(64) data, bits(64) modifier, bits(64) key0,
                        bits(64) key1, boolean isqarma3)

bits(64) workingval;
bits(64) runningmod;
bits(64) roundkey;
bits(64) modk0;
constant bits(64) Alpha = 0xC0AC29B7C97C50DD<63:0>;

integer iterations;
RC[0] = 0x0000000000000000<63:0>;
RC[1] = 0x13198A2E03707344<63:0>;
RC[2] = 0xA4093822299F31D0<63:0>;

if isqarma3 then
    iterations = 2;
else // QARMA5
    iterations = 4;
    RC[3] = 0x082EFA98EC4E6C89<63:0>;
    RC[4] = 0x452821E638D01377<63:0>;

modk0 = key0<0>:key0<63:2>:(key0<63> EOR key0<1>);
runningmod = modifier;
workingval = data EOR key0;

for i = 0 to iterations
    roundkey = key1 EOR runningmod;
    workingval = workingval EOR roundkey;
    workingval = workingval EOR RC[i];
    if i > 0 then
        workingval = PACCellShuffle(workingval);
        workingval = PACMult(workingval);
    if isqarma3 then
        workingval = PACSub1(workingval);
    else
        workingval = PACSub(workingval);
        runningmod = TweakShuffle(runningmod<63:0>);
roundkey = modk0 EOR runningmod;
workingval = workingval EOR roundkey;
workingval = PACCellShuffle(workingval);
workingval = PACMult(workingval);
if isqarma3 then
    workingval = PACSub1(workingval);
else
    workingval = PACSub(workingval);
workingval = PACCellShuffle(workingval);
workingval = PACMult(workingval);
workingval = key1 EOR workingval;
workingval = PACCellInvShuffle(workingval);
if isqarma3 then
    workingval = PACSub1(workingval);
else
    workingval = PACInvSub(workingval);
workingval = PACMult(workingval);
workingval = PACCellInvShuffle(workingval);
workingval = workingval EOR key0;
workingval = workingval EOR runningmod;
for i = 0 to iterations
    if isqarma3 then
        workingval = PACSub1(workingval);
    else
        workingval = PACInvSub(workingval);
    if i < iterations then
        workingval = PACMult(workingval);
        workingval = PACCellInvShuffle(workingval);
    runningmod = TweakInvShuffle(runningmod<63:0>);
    roundkey = key1 EOR runningmod;

```

```

        workingval = workingval EOR RC[iterations-i];
        workingval = workingval EOR roundkey;
        workingval = workingval EOR Alpha;
    workingval = workingval EOR modk0;

    return workingval;

```

### Library pseudocode for aarch64/functions/pac/computepac/PACCellInvShuffle

```

// PACCellInvShuffle()
// =====

bits(64) PACCellInvShuffle(bits(64) indata)
    bits(64) outdata;
    outdata<3:0> = indata<15:12>;
    outdata<7:4> = indata<27:24>;
    outdata<11:8> = indata<51:48>;
    outdata<15:12> = indata<39:36>;
    outdata<19:16> = indata<59:56>;
    outdata<23:20> = indata<47:44>;
    outdata<27:24> = indata<7:4>;
    outdata<31:28> = indata<19:16>;
    outdata<35:32> = indata<35:32>;
    outdata<39:36> = indata<55:52>;
    outdata<43:40> = indata<31:28>;
    outdata<47:44> = indata<11:8>;
    outdata<51:48> = indata<23:20>;
    outdata<55:52> = indata<3:0>;
    outdata<59:56> = indata<43:40>;
    outdata<63:60> = indata<63:60>;
    return outdata;

```

### Library pseudocode for aarch64/functions/pac/computepac/PACCellShuffle

```

// PACCellShuffle()
// =====

bits(64) PACCellShuffle(bits(64) indata)
    bits(64) outdata;
    outdata<3:0> = indata<55:52>;
    outdata<7:4> = indata<27:24>;
    outdata<11:8> = indata<47:44>;
    outdata<15:12> = indata<3:0>;
    outdata<19:16> = indata<31:28>;
    outdata<23:20> = indata<51:48>;
    outdata<27:24> = indata<7:4>;
    outdata<31:28> = indata<43:40>;
    outdata<35:32> = indata<35:32>;
    outdata<39:36> = indata<15:12>;
    outdata<43:40> = indata<59:56>;
    outdata<47:44> = indata<23:20>;
    outdata<51:48> = indata<11:8>;
    outdata<55:52> = indata<39:36>;
    outdata<59:56> = indata<19:16>;
    outdata<63:60> = indata<63:60>;
    return outdata;

```

## Library pseudocode for aarch64/functions/pac/computepac/PACInvSub

```
// PACInvSub()
// =====

bits(64) PACInvSub(bits(64) Tinput)
// This is a 4-bit substitution from the PRINCE-family cipher
bits(64) Toutput;
for i = 0 to 15
    case Tinput<4*i+3:4*i> of
        when '0000' Toutput<4*i+3:4*i> = '0101';
        when '0001' Toutput<4*i+3:4*i> = '1110';
        when '0010' Toutput<4*i+3:4*i> = '1101';
        when '0011' Toutput<4*i+3:4*i> = '1000';
        when '0100' Toutput<4*i+3:4*i> = '1010';
        when '0101' Toutput<4*i+3:4*i> = '1011';
        when '0110' Toutput<4*i+3:4*i> = '0001';
        when '0111' Toutput<4*i+3:4*i> = '1001';
        when '1000' Toutput<4*i+3:4*i> = '0010';
        when '1001' Toutput<4*i+3:4*i> = '0110';
        when '1010' Toutput<4*i+3:4*i> = '1111';
        when '1011' Toutput<4*i+3:4*i> = '0000';
        when '1100' Toutput<4*i+3:4*i> = '0100';
        when '1101' Toutput<4*i+3:4*i> = '1100';
        when '1110' Toutput<4*i+3:4*i> = '0111';
        when '1111' Toutput<4*i+3:4*i> = '0011';
return Toutput;
```

## Library pseudocode for aarch64/functions/pac/computepac/PACMult

```
// PACMult()
// =====

bits(64) PACMult(bits(64) Sinput)
    bits(4) t0;
    bits(4) t1;
    bits(4) t2;
    bits(4) t3;
    bits(64) Soutput;

    for i = 0 to 3
        t0<3:0> = RotCell(Sinput<4*(i+8)+3:4*(i+8)>, 1) EOR RotCell(Sinput<4*(i+4)+3:4*(i+4)>, 2);
        t0<3:0> = t0<3:0> EOR RotCell(Sinput<4*(i)+3:4*(i)>, 1);
        t1<3:0> = RotCell(Sinput<4*(i+12)+3:4*(i+12)>, 1) EOR RotCell(Sinput<4*(i+4)+3:4*(i+4)>, 1);
        t1<3:0> = t1<3:0> EOR RotCell(Sinput<4*(i)+3:4*(i)>, 2);
        t2<3:0> = RotCell(Sinput<4*(i+12)+3:4*(i+12)>, 2) EOR RotCell(Sinput<4*(i+8)+3:4*(i+8)>, 1);
        t2<3:0> = t2<3:0> EOR RotCell(Sinput<4*(i)+3:4*(i)>, 1);
        t3<3:0> = RotCell(Sinput<4*(i+12)+3:4*(i+12)>, 1) EOR RotCell(Sinput<4*(i+8)+3:4*(i+8)>, 2);
        t3<3:0> = t3<3:0> EOR RotCell(Sinput<4*(i+4)+3:4*(i+4)>, 1);
        Soutput<4*i+3:4*i> = t3<3:0>;
        Soutput<4*(i+4)+3:4*(i+4)> = t2<3:0>;
        Soutput<4*(i+8)+3:4*(i+8)> = t1<3:0>;
        Soutput<4*(i+12)+3:4*(i+12)> = t0<3:0>;
    return Soutput;
```

### Library pseudocode for aarch64/functions/pac/computepac/PACSub

```
// PACSub()
// =====

bits(64) PACSub(bits(64) Tinput)
// This is a 4-bit substitution from the PRINCE-family cipher
bits(64) Toutput;
for i = 0 to 15
    case Tinput<4*i+3:4*i> of
        when '0000' Toutput<4*i+3:4*i> = '1011';
        when '0001' Toutput<4*i+3:4*i> = '0110';
        when '0010' Toutput<4*i+3:4*i> = '1000';
        when '0011' Toutput<4*i+3:4*i> = '1111';
        when '0100' Toutput<4*i+3:4*i> = '1100';
        when '0101' Toutput<4*i+3:4*i> = '0000';
        when '0110' Toutput<4*i+3:4*i> = '1001';
        when '0111' Toutput<4*i+3:4*i> = '1110';
        when '1000' Toutput<4*i+3:4*i> = '0011';
        when '1001' Toutput<4*i+3:4*i> = '0111';
        when '1010' Toutput<4*i+3:4*i> = '0100';
        when '1011' Toutput<4*i+3:4*i> = '0101';
        when '1100' Toutput<4*i+3:4*i> = '1101';
        when '1101' Toutput<4*i+3:4*i> = '0010';
        when '1110' Toutput<4*i+3:4*i> = '0001';
        when '1111' Toutput<4*i+3:4*i> = '1010';
return Toutput;
```

### Library pseudocode for aarch64/functions/pac/computepac/PacSub1

```
// PacSub1()
// =====

bits(64) PACSub1(bits(64) Tinput)
// This is a 4-bit substitution from Qarma sigma1
bits(64) Toutput;
for i = 0 to 15
    case Tinput<4*i+3:4*i> of
        when '0000' Toutput<4*i+3:4*i> = '1010';
        when '0001' Toutput<4*i+3:4*i> = '1101';
        when '0010' Toutput<4*i+3:4*i> = '1110';
        when '0011' Toutput<4*i+3:4*i> = '0110';
        when '0100' Toutput<4*i+3:4*i> = '1111';
        when '0101' Toutput<4*i+3:4*i> = '0111';
        when '0110' Toutput<4*i+3:4*i> = '0011';
        when '0111' Toutput<4*i+3:4*i> = '0101';
        when '1000' Toutput<4*i+3:4*i> = '1001';
        when '1001' Toutput<4*i+3:4*i> = '1000';
        when '1010' Toutput<4*i+3:4*i> = '0000';
        when '1011' Toutput<4*i+3:4*i> = '1100';
        when '1100' Toutput<4*i+3:4*i> = '1011';
        when '1101' Toutput<4*i+3:4*i> = '0001';
        when '1110' Toutput<4*i+3:4*i> = '0010';
        when '1111' Toutput<4*i+3:4*i> = '0100';
return Toutput;
```

### Library pseudocode for aarch64/functions/pac/computepac/RC

```
// RC[]
// ====

array bits(64) RC[0..4];
```

### Library pseudocode for aarch64/functions/pac/computepac/RotCell

```
// RotCell()
// =====

bits(4) RotCell(bits(4) incell, integer amount)
    bits(8) tmp;
    bits(4) outcell;

    // assert amount>3 || amount<1;
    tmp<7:0> = incell<3:0>:incell<3:0>;
    outcell = tmp<7-amount:4-amount>;
    return outcell;
```

### Library pseudocode for aarch64/functions/pac/computepac/TweakCellInvRot

```
// TweakCellInvRot()
// =====

bits(4) TweakCellInvRot(bits(4) incell)
    bits(4) outcell;
    outcell<3> = incell<2>;
    outcell<2> = incell<1>;
    outcell<1> = incell<0>;
    outcell<0> = incell<0> EOR incell<3>;
    return outcell;
```

### Library pseudocode for aarch64/functions/pac/computepac/TweakCellRot

```
// TweakCellRot()
// =====

bits(4) TweakCellRot(bits(4) incell)
    bits(4) outcell;
    outcell<3> = incell<0> EOR incell<1>;
    outcell<2> = incell<3>;
    outcell<1> = incell<2>;
    outcell<0> = incell<1>;
    return outcell;
```

### Library pseudocode for aarch64/functions/pac/computepac/TweakInvShuffle

```
// TweakInvShuffle()
// =====

bits(64) TweakInvShuffle(bits(64) indata)
    bits(64) outdata;
    outdata<3:0> = TweakCellInvRot(indata<51:48>);
    outdata<7:4> = indata<55:52>;
    outdata<11:8> = indata<23:20>;
    outdata<15:12> = indata<27:24>;
    outdata<19:16> = indata<3:0>;
    outdata<23:20> = indata<7:4>;
    outdata<27:24> = TweakCellInvRot(indata<11:8>);
    outdata<31:28> = indata<15:12>;
    outdata<35:32> = TweakCellInvRot(indata<31:28>);
    outdata<39:36> = TweakCellInvRot(indata<63:60>);
    outdata<43:40> = TweakCellInvRot(indata<59:56>);
    outdata<47:44> = TweakCellInvRot(indata<19:16>);
    outdata<51:48> = indata<35:32>;
    outdata<55:52> = indata<39:36>;
    outdata<59:56> = indata<43:40>;
    outdata<63:60> = TweakCellInvRot(indata<47:44>);
    return outdata;
```

## Library pseudocode for aarch64/functions/pac/computepac/TweakShuffle

```
// TweakShuffle()
// =====

bits(64) TweakShuffle(bits(64) indata)
    bits(64) outdata;
    outdata<3:0> = indata<19:16>;
    outdata<7:4> = indata<23:20>;
    outdata<11:8> = TweakCellRot(indata<27:24>);
    outdata<15:12> = indata<31:28>;
    outdata<19:16> = TweakCellRot(indata<47:44>);
    outdata<23:20> = indata<11:8>;
    outdata<27:24> = indata<15:12>;
    outdata<31:28> = TweakCellRot(indata<35:32>);
    outdata<35:32> = indata<51:48>;
    outdata<39:36> = indata<55:52>;
    outdata<43:40> = indata<59:56>;
    outdata<47:44> = TweakCellRot(indata<63:60>);
    outdata<51:48> = TweakCellRot(indata<3:0>);
    outdata<55:52> = indata<7:4>;
    outdata<59:56> = TweakCellRot(indata<43:40>);
    outdata<63:60> = TweakCellRot(indata<39:36>);
    return outdata;
```

## Library pseudocode for aarch64/functions/pac/computepac/UsePACIMP

```
// UsePACIMP()
// =====
// Checks whether IMPLEMENTATION DEFINED cryptographic algorithm to be used for PAC
// calculation.

boolean UsePACIMP(boolean isgeneric)
    return if isgeneric then HavePACIMPGeneric() else HavePACIMPAuth();
```

## Library pseudocode for aarch64/functions/pac/computepac/UsePACQARMA3

```
// UsePACQARMA3()
// =====
// Checks whether QARMA3 cryptographic algorithm to be used for PAC calculation.

boolean UsePACQARMA3(boolean isgeneric)
    return if isgeneric then HavePACQARMA3Generic() else HavePACQARMA3Auth();
```

## Library pseudocode for aarch64/functions/pac/computepac/UsePACQARMA5

```
// UsePACQARMA5()
// =====
// Checks whether QARMA5 cryptographic algorithm to be used for PAC calculation.

boolean UsePACQARMA5(boolean isgeneric)
    return if isgeneric then HavePACQARMA5Generic() else HavePACQARMA5Auth();
```

## Library pseudocode for aarch64/functions/pac/pac/HavePACIMPAuth

```
// HavePACIMPAuth()
// =====
// Returns TRUE if support for PAC IMP Auth is implemented, FALSE otherwise.

boolean HavePACIMPAuth()
    return IsFeatureImplemented(FEAT_PACIMP);
```

### Library pseudocode for aarch64/functions/pac/pac/HavePACIMPGeneric

```
// HavePACIMPGeneric()
// =====
// Returns TRUE if support for PAC IMP Generic is implemented, FALSE otherwise.

boolean HavePACIMPGeneric()
    return IsFeatureImplemented(FEAT_PACIMP);
```

### Library pseudocode for aarch64/functions/pac/pac/HavePACQARMA3Auth

```
// HavePACQARMA3Auth()
// =====
// Returns TRUE if support for PAC QARMA3 Auth is implemented, FALSE otherwise.

boolean HavePACQARMA3Auth()
    return IsFeatureImplemented(FEAT_PACQARMA3);
```

### Library pseudocode for aarch64/functions/pac/pac/HavePACQARMA3Generic

```
// HavePACQARMA3Generic()
// =====
// Returns TRUE if support for PAC QARMA3 Generic is implemented, FALSE otherwise.

boolean HavePACQARMA3Generic()
    return IsFeatureImplemented(FEAT_PACQARMA3);
```

### Library pseudocode for aarch64/functions/pac/pac/HavePACQARMA5Auth

```
// HavePACQARMA5Auth()
// =====
// Returns TRUE if support for PAC QARMA5 Auth is implemented, FALSE otherwise.

boolean HavePACQARMA5Auth()
    return IsFeatureImplemented(FEAT_PACQARMA5);
```

### Library pseudocode for aarch64/functions/pac/pac/HavePACQARMA5Generic

```
// HavePACQARMA5Generic()
// =====
// Returns TRUE if support for PAC QARMA5 Generic is implemented, FALSE otherwise.

boolean HavePACQARMA5Generic()
    return IsFeatureImplemented(FEAT_PACQARMA5);
```



## Library pseudocode for aarch64/functions/pac/pac/IsAPDAKeyEnabled

```
// IsAPDAKeyEnabled()
// =====
// Returns TRUE if authentication using the APDAKey_EL1 key is enabled.
// Otherwise, depending on the state of the PE, generate a trap, or return FALSE.

boolean IsAPDAKeyEnabled()
    boolean TrapEL2;
    boolean TrapEL3;
    bits(1) Enable;

    case PSTATE.EL of
        when EL0
            boolean IsEL1Regime = S1TranslationRegime\(\) == EL1;
            Enable = if IsEL1Regime then SCTLR_EL1.EnDA else SCTLR_EL2.EnDA;
            TrapEL2 = EL2Enabled\(\) && HCR_EL2.API == '0' && !IsInHost\(\);
            TrapEL3 = HaveEL(EL3) && SCR_EL3.API == '0';
        when EL1
            Enable = SCTLR_EL1.EnDA;
            TrapEL2 = EL2Enabled\(\) && HCR_EL2.API == '0';
            TrapEL3 = HaveEL(EL3) && SCR_EL3.API == '0';
        when EL2
            Enable = SCTLR_EL2.EnDA;
            TrapEL2 = FALSE;
            TrapEL3 = HaveEL(EL3) && SCR_EL3.API == '0';
        when EL3
            Enable = SCTLR_EL3.EnDA;
            TrapEL2 = FALSE;
            TrapEL3 = FALSE;

    if Enable == '0' then
        return FALSE;
    elsif TrapEL3 && EL3SDDUndefPriority\(\) then
        UNDEFINED;
    elsif TrapEL2 then
        TrapPACUse(EL2);
    elsif TrapEL3 then
        if EL3SDDUndef() then
            UNDEFINED;
        else
            TrapPACUse(EL3);
    else
        return TRUE;
```

## Library pseudocode for aarch64/functions/pac/pac/IsAPDBKeyEnabled

```
// IsAPDBKeyEnabled()
// =====
// Returns TRUE if authentication using the APDBKey_EL1 key is enabled.
// Otherwise, depending on the state of the PE, generate a trap, or return FALSE.

boolean IsAPDBKeyEnabled()
    boolean TrapEL2;
    boolean TrapEL3;
    bits(1) Enable;

    case PSTATE.EL of
        when EL0
            boolean IsEL1Regime = S1TranslationRegime\(\) == EL1;
            Enable = if IsEL1Regime then SCTLR_EL1.EnDB else SCTLR_EL2.EnDB;
            TrapEL2 = EL2Enabled\(\) && HCR_EL2.API == '0' && !IsInHost\(\);
            TrapEL3 = HaveEL(EL3) && SCR_EL3.API == '0';
        when EL1
            Enable = SCTLR_EL1.EnDB;
            TrapEL2 = EL2Enabled\(\) && HCR_EL2.API == '0';
            TrapEL3 = HaveEL(EL3) && SCR_EL3.API == '0';
        when EL2
            Enable = SCTLR_EL2.EnDB;
            TrapEL2 = FALSE;
            TrapEL3 = HaveEL(EL3) && SCR_EL3.API == '0';
        when EL3
            Enable = SCTLR_EL3.EnDB;
            TrapEL2 = FALSE;
            TrapEL3 = FALSE;

    if Enable == '0' then
        return FALSE;
    elsif TrapEL3 && EL3SDDUndefPriority\(\) then
        UNDEFINED;
    elsif TrapEL2 then
        TrapPACUse(EL2);
    elsif TrapEL3 then
        if EL3SDDUndef() then
            UNDEFINED;
        else
            TrapPACUse(EL3);
    else
        return TRUE;
```

## Library pseudocode for aarch64/functions/pac/pac/IsAPIAKeyEnabled

```
// IsAPIAKeyEnabled()
// =====
// Returns TRUE if authentication using the APIAKey_EL1 key is enabled.
// Otherwise, depending on the state of the PE, generate a trap, or return FALSE.

boolean IsAPIAKeyEnabled()
    boolean TrapEL2;
    boolean TrapEL3;
    bits(1) Enable;

    case PSTATE.EL of
        when EL0
            boolean IsEL1Regime = S1TranslationRegime\(\) == EL1;
            Enable = if IsEL1Regime then SCTL_EL1.EnIA else SCTL_EL2.EnIA;
            TrapEL2 = EL2Enabled\(\) && HCR_EL2.API == '0' && !IsInHost\(\);
            TrapEL3 = HaveEL\(EL3\) && SCR_EL3.API == '0';
        when EL1
            Enable = SCTL_EL1.EnIA;
            TrapEL2 = EL2Enabled\(\) && HCR_EL2.API == '0';
            TrapEL3 = HaveEL\(EL3\) && SCR_EL3.API == '0';
        when EL2
            Enable = SCTL_EL2.EnIA;
            TrapEL2 = FALSE;
            TrapEL3 = HaveEL\(EL3\) && SCR_EL3.API == '0';
        when EL3
            Enable = SCTL_EL3.EnIA;
            TrapEL2 = FALSE;
            TrapEL3 = FALSE;

    if Enable == '0' then
        return FALSE;
    elsif TrapEL3 && EL3SDDUndefPriority\(\) then
        UNDEFINED;
    elsif TrapEL2 then
        TrapPACUse\(EL2\);
    elsif TrapEL3 then
        if EL3SDDUndef\(\) then
            UNDEFINED;
        else
            TrapPACUse\(EL3\);
    else
        return TRUE;
```

## Library pseudocode for aarch64/functions/pac/pac/IsAPIBKeyEnabled

```
// IsAPIBKeyEnabled()
// =====
// Returns TRUE if authentication using the APIBKey_EL1 key is enabled.
// Otherwise, depending on the state of the PE, generate a trap, or return FALSE.

boolean IsAPIBKeyEnabled()
    boolean TrapEL2;
    boolean TrapEL3;
    bits(1) Enable;

    case PSTATE.EL of
        when EL0
            boolean IsEL1Regime = S1TranslationRegime\(\) == EL1;
            Enable = if IsEL1Regime then SCTL_EL1.EnIB else SCTL_EL2.EnIB;
            TrapEL2 = EL2Enabled\(\) && HCR_EL2.API == '0' && !IsInHost\(\);
            TrapEL3 = HaveEL\(EL3\) && SCR_EL3.API == '0';
        when EL1
            Enable = SCTL_EL1.EnIB;
            TrapEL2 = EL2Enabled\(\) && HCR_EL2.API == '0';
            TrapEL3 = HaveEL\(EL3\) && SCR_EL3.API == '0';
        when EL2
            Enable = SCTL_EL2.EnIB;
            TrapEL2 = FALSE;
            TrapEL3 = HaveEL\(EL3\) && SCR_EL3.API == '0';
        when EL3
            Enable = SCTL_EL3.EnIB;
            TrapEL2 = FALSE;
            TrapEL3 = FALSE;

    if Enable == '0' then
        return FALSE;
    elsif TrapEL3 && EL3SDDUndefPriority\(\) then
        UNDEFINED;
    elsif TrapEL2 then
        TrapPACUse\(EL2\);
    elsif TrapEL3 then
        if EL3SDDUndef\(\) then
            UNDEFINED;
        else
            TrapPACUse\(EL3\);
    else
        return TRUE;
```

## Library pseudocode for aarch64/functions/pac/pac/IsPACMEnabled

```
// IsPACMEnabled()
// =====
// Returns TRUE if the effects of the PACM instruction are enabled, otherwise FALSE.

boolean IsPACMEnabled()
    assert IsFeatureImplemented(FEAT_PAuth) && IsFeatureImplemented(FEAT_PAuth_LR);

    if IsTrivialPACMImplementation\(\) then
        return FALSE;

    boolean enabled;

    // EL2 could force the behavior at EL1 and EL0 to NOP.
    if PSTATE.EL IN {EL0, EL1} && EL2Enabled\(\) && !IsInHost\(\) then
        enabled = IsHCRXEL2Enabled\(\) && HCRX_EL2.PACMEN == '1';
    else
        enabled = TRUE;

    // Otherwise, the SCTLR2_ELx bit determines the behavior.
    if enabled then
        bit enpacm_bit;
        case PSTATE.EL of
            when EL3
                enpacm_bit = SCTLR2_EL3.EnPACM;
            when EL2
                enpacm_bit = if IsSCTLR2EL2Enabled\(\) then SCTLR2_EL2.EnPACM else '0';
            when EL1
                enpacm_bit = if IsSCTLR2EL1Enabled\(\) then SCTLR2_EL1.EnPACM else '0';
            when EL0
                if IsInHost\(\) then
                    enpacm_bit = if IsSCTLR2EL2Enabled\(\) then SCTLR2_EL2.EnPACM0 else '0';
                else
                    enpacm_bit = if IsSCTLR2EL1Enabled\(\) then SCTLR2_EL1.EnPACM0 else '0';
        enabled = enpacm_bit == '1';

    return enabled;
```

## Library pseudocode for aarch64/functions/pac/pac/IsTrivialPACMImplementation

```
// IsTrivialPACMImplementation()
// =====
// Returns TRUE if the PE has a trivial implementation of PACM.

boolean IsTrivialPACMImplementation()
    return (IsFeatureImplemented(FEAT_PACIMP) &&
        boolean IMPLEMENTATION_DEFINED "Trivial PSTATE.PACM implementation");
```

## Library pseudocode for aarch64/functions/pac/pac/PtrHasUpperAndLowerAddRanges

```
// PtrHasUpperAndLowerAddRanges()
// =====
// Returns TRUE if the pointer has upper and lower address ranges, FALSE otherwise.

boolean PtrHasUpperAndLowerAddRanges()
    regime = TranslationRegime(PSTATE.EL);
    return HasUnprivileged(regime);
```

## Library pseudocode for aarch64/functions/pac/strip/Strip

```
// Strip()
// =====
// Strip() returns a 64-bit value containing A, but replacing the pointer authentication
// code field bits with the extension of the address bits. This can apply to either
// instructions or data, where, as the use of tagged pointers is distinct, it might be
// handled differently.

bits(64) Strip(bits(64) A, boolean data)
    bits(64) original_ptr;
    bits(64) extfield;
    boolean tbi = EffectiveTBI(A, !data, PSTATE.EL) == '1';
    boolean mtX = EffectiveMTX(A, !data, PSTATE.EL) == '1';
    constant integer bottom_PAC_bit = CalculateBottomPACBit(A<55>);
    boolean EL3_using_lva3 = (IsFeatureImplemented(FEAT_LVA3) &&
                             TranslationRegime(PSTATE.EL) == Regime\_EL3 &&
                             AArch64.IASize(TCR_EL3.T0SZ) > 52);

    if EL3_using_lva3 then
        extfield = Replicate('0', 64);
    else
        extfield = Replicate(A<55>, 64);

    if tbi then
        if (bottom_PAC_bit <= 55) then
            original_ptr = (A<63:56> :
                            extfield<55:bottom_PAC_bit> : A<bottom_PAC_bit-1:0>);
        else
            original_ptr = A<63:56> : A<55:0>;
    elsif mtX then
        if (bottom_PAC_bit <= 55) then
            original_ptr = (extfield<63:60> : A<59:56> :
                            extfield<55:bottom_PAC_bit> : A<bottom_PAC_bit-1:0>);
        else
            original_ptr = extfield<63:60> : A<59:56> : A<55:0>;
    else
        original_ptr = extfield<63:bottom_PAC_bit> : A<bottom_PAC_bit-1:0>;

    return original_ptr;
```

## Library pseudocode for aarch64/functions/pac/trappacuse/TrapPACUse

```
// TrapPACUse()
// =====
// Used for the trapping of the pointer authentication functions by higher exception
// levels.

TrapPACUse(bits(2) target_el)
    assert HaveEL(target_el) && target_el != EL0 && UInt(target_el) >= UInt(PSTATE.EL);

    bits(64) preferred_exception_return = ThisInstrAddr(64);
    ExceptionRecord except;
    vect_offset = 0;
    except = ExceptionSyndrome(Exception\_PACTrap);
    AArch64.TakeException(target_el, except, preferred_exception_return, vect_offset);
```

## Library pseudocode for aarch64/functions/predictionrestrict/AArch64.RestrictPrediction

```
// AArch64.RestrictPrediction()
// =====
// Clear all predictions in the context.

AArch64.RestrictPrediction(bits(64) val, RestrictType restriction)

    ExecutionCntxt c;
    target_el = val<25:24>;

    // If the target EL is not implemented or the instruction is executed at an
    // EL lower than the specified level, the instruction is treated as a NOP.
    if !HaveEL(target_el) || UInt(target_el) > UInt(PSTATE.EL) then EndOfInstruction();

    bit ns = val<26>;
    bit nse = val<27>;
    ss = TargetSecurityState(ns, nse);

    // If the combination of Security state and Exception level is not implemented,
    // the instruction is treated as a NOP.
    if ss == SS\_Root && target_el != EL3 then EndOfInstruction();
    if !IsFeatureImplemented(FEAT_RME) && target_el == EL3 && ss != SS\_Secure then
        EndOfInstruction();

    c.security = ss;
    c.target_el = target_el;

    if EL2Enabled() then
        if (PSTATE.EL == EL0 && !IsInHost()) || PSTATE.EL == EL1 then
            c.is_vmid_valid = TRUE;
            c.all_vmid = FALSE;
            c.vmid = VMID[];

            elseif (target_el == EL0 && !ELIsInHost(target_el)) || target_el == EL1 then
                c.is_vmid_valid = TRUE;
                c.all_vmid = val<48> == '1';
                c.vmid = val<47:32>; // Only valid if val<48> == '0';

            else
                c.is_vmid_valid = FALSE;
        else
            c.is_vmid_valid = FALSE;

    if PSTATE.EL == EL0 then
        c.is_asid_valid = TRUE;
        c.all_asid = FALSE;
        c.asid = ASID[];

    elseif target_el == EL0 then
        c.is_asid_valid = TRUE;
        c.all_asid = val<16> == '1';
        c.asid = val<15:0>; // Only valid if val<16> == '0';

    else
        c.is_asid_valid = FALSE;

    c.restriction = restriction;
    RESTRICT\_PREDICTIONS(c);
```

## Library pseudocode for aarch64/functions/prefetch/Prefetch

```
// Prefetch()
// =====

// Decode and execute the prefetch hint on ADDRESS specified by PRFOP

Prefetch(bits(64) address, bits(5) prfop)
    PrefetchHint hint;
    integer target;
    boolean stream;

    case prfop<4:3> of
        when '00' hint = Prefetch\_READ;           // PLD: prefetch for load
        when '01' hint = Prefetch\_EXEC;           // PLI: preload instructions
        when '10' hint = Prefetch\_WRITE;          // PST: prepare for store
        when '11' return;                          // unallocated hint
    target = UInt(prfop<2:1>);                      // target cache level
    stream = (prfop<0> != '0');                    // streaming (non-temporal)
    Hint\_Prefetch(address, hint, target, stream);
    return;
```

## Library pseudocode for aarch64/functions/pstatefield/PSTATEField

```
// PSTATEField
// =====
// MSR (immediate) instruction destinations.

enumeration PSTATEField {PSTATEField_DAIFSet, PSTATEField_DAIFClr,
    PSTATEField_PAN, // Armv8.1
    PSTATEField_UAO, // Armv8.2
    PSTATEField_DIT, // Armv8.4
    PSTATEField_SSBS,
    PSTATEField_TCO, // Armv8.5
    PSTATEField_SVCRSM,
    PSTATEField_SVCRZA,
    PSTATEField_SVCRSMZA,
    PSTATEField_ALLINT,
    PSTATEField_PM,
    PSTATEField_SP
};
```



## Library pseudocode for aarch64/functions/ras/AArch64.DelegatedSErrorTarget

```
// AArch64.DelegatedSErrorTarget()
// =====
// Returns whether a delegated SError exception pended by SCR_EL3.VSE is masked,
// and the target Exception level of the delegated SError exception.

(boolean, bits(2)) AArch64.DelegatedSErrorTarget()
    assert IsFeatureImplemented(FEAT_E3DSE);
    if Halted() || PSTATE.EL == EL3 then
        return (TRUE, bits(2) UNKNOWN);

    boolean route_to_el2;
    // The delegated exception is explicitly routed to EL2
    if EL2Enabled() && PSTATE.EL == EL1 then
        route_to_el2 = HCR_EL2.AMO == '1';
    elsif EL2Enabled() && PSTATE.EL == EL0 then
        route_to_el2 = !IsInHost() && HCR_EL2.<TGE,AMO> != '00';
    else
        route_to_el2 = FALSE;

    // The delegated exception is "masked" by software
    boolean masked;
    if PSTATE.EL == EL2 then
        masked = HCR_EL2.<TGE,AMO> == '00' || PSTATE.A == '1';
    else
        boolean soft_masked = !route_to_el2 && PSTATE.A == '1';
        // The delegated exception is disabled by external debug in the current Security state
        boolean intdis = ExternalDebugInterruptsDisabled(EL1);
        // The "soft_masked" delegated exception is routed to EL2
        boolean route_soft_masked_to_el2 = (IsHCRXEL2Enabled() && HCRX_EL2.TMEA == '1' &&
            !intdis && ((PSTATE.EL == EL1 && PSTATE.A == '1') ||
                (PSTATE.EL == EL0 && soft_masked && !IsInHost())));
        route_to_el2 = route_to_el2 || route_soft_masked_to_el2;
        // The delegated exception is actually "masked" - "disabled" will be factored in later
        masked = soft_masked && !route_to_el2;

    // The delegated exception is taken at EL2 or from the Host EL0 to EL2
    take_in_el2_0 = (PSTATE.EL == EL2 || IsInHost()) && !masked;

    // The delegated exception is taken at EL1 or from the non-Host EL0 to EL1
    take_in_el1_0 = ((PSTATE.EL == EL1 || (PSTATE.EL == EL0 && !IsInHost())) &&
        !route_to_el2 && !masked);
    bits(2) target_el;
    if masked then
        target_el = bits(2) UNKNOWN;
    elsif take_in_el2_0 || route_to_el2 then
        target_el = EL2;
    elsif take_in_el1_0 then
        target_el = EL1;
    else
        Unreachable();

    // The delegated exception is "disabled" by external debug for the actual target
    if ExternalDebugInterruptsDisabled(target_el) then
        masked = TRUE;
        target_el = bits(2) UNKNOWN;

    return (masked, target_el);
```

## Library pseudocode for aarch64/functions/ras/AArch64.ESBOperation

```
// AArch64.ESBOperation()
// =====
// Perform the AArch64 ESB operation, either for ESB executed in AArch64 state, or for
// ESB in AArch32 state when SError interrupts are routed to an Exception level using
// AArch64

AArch64.ESBOperation()
    bits(2) target_el;
    boolean masked;

    (masked, target_el) = AArch64.PhysicalErrorTarget();

    if !masked then
        boolean intdis = Halted() || ExternalDebugInterruptsDisabled(target_el);
        masked = intdis;

    // Check for a masked Physical SError pending that can be synchronized
    // by an Error synchronization event.
    if masked && IsSynchronizablePhysicalSErrorPending() then
        // This function might be called for an interworking case, and INTdis is masking
        // the SError interrupt.
        if ELUsingAArch32\(S1TranslationRegime\)() then
            bits(32) syndrome = Zeros(32);
            syndrome<31> = '1'; // A
            syndrome<15:0> = AArch32.PhysicalErrorSyndrome();
            DISR = syndrome;
        else
            implicit_esb = FALSE;
            bits(64) syndrome = Zeros(64);
            syndrome<31> = '1'; // A
            syndrome<24:0> = AArch64.PhysicalErrorSyndrome(implicit_esb);
            DISR_EL1 = syndrome;
            ClearPendingPhysicalSError(); // Set ISR_EL1.A to 0

    return;
```

## Library pseudocode for aarch64/functions/ras/AArch64.EncodeAsyncErrorSyndrome

```
// AArch64.EncodeAsyncErrorSyndrome()
// =====
// Return the encoding for specified ErrorState for an SError exception taken
// to AArch64 state.

bits(3) AArch64.EncodeAsyncErrorSyndrome(ErrorState errorstate)
    case errorstate of
        when ErrorState\_UC    return '000';
        when ErrorState\_UEU  return '001';
        when ErrorState\_UEO  return '010';
        when ErrorState\_UER  return '011';
        when ErrorState\_CE   return '110';
        otherwise Unreachable();
```

## Library pseudocode for aarch64/functions/ras/AArch64.EncodeSyncErrorSyndrome

```
// AArch64.EncodeSyncErrorSyndrome()
// =====
// Return the encoding for specified ErrorState for a synchronous Abort
// exception taken to AArch64 state.

bits(2) AArch64.EncodeSyncErrorSyndrome(ErrorState errorstate)
    case errorstate of
        when ErrorState\_UC    return '10';
        when ErrorState\_UEU  return '10'; // UEU is reported as UC
        when ErrorState\_UEO  return '11';
        when ErrorState\_UER  return '00';
        otherwise Unreachable();
```

## Library pseudocode for aarch64/functions/ras/AArch64.PhysicalErrorSyndrome

```
// AArch64.PhysicalErrorSyndrome()
// =====
// Generate SError syndrome.

bits(25) AArch64.PhysicalErrorSyndrome(boolean implicit_esb)
    bits(25) syndrome = Zeros(25);

    if ReportErrorAsUncategorized() then
        syndrome = Zeros(25);
    elseif ReportErrorAsIMPDEF() then
        syndrome<24> = '1'; // IDS
        syndrome<23:0> = bits(24) IMPLEMENTATION_DEFINED "IMPDEF ErrorState";
    else
        FaultRecord fault = GetPendingPhysicalError();
        ErrorState errorstate = PEErrorState(fault);
        syndrome<24> = '0'; // IDS
        syndrome<13> = (if implicit_esb then '1' else '0'); // IESB
        syndrome<12:10> = AArch64.EncodeAsyncErrorSyndrome(errorstate); // AET
        syndrome<9> = fault.extflag; // EA
        syndrome<5:0> = '010001'; // DFSC

    return syndrome;
```

## Library pseudocode for aarch64/functions/ras/AArch64.dESBOperation

```
// AArch64.dESBOperation()
// =====
// Perform the AArch64 ESB operation for a pending delegated SError exception.

AArch64.dESBOperation()
    assert (IsFeatureImplemented(FEAT_E3DSE) && !ELUsingAArch32(EL3) && PSTATE.EL != EL3);
    // When FEAT_E3DSE is implemented, SCR_EL3.DSE might inject a delegated SError exception.
    boolean dsei_pending, dsei_masked;
    dsei_pending = SCR_EL3.<EnDSE,DSE> == '11';
    (dsei_masked, -) = AArch64.DelegatedSErrorTarget();
    if dsei_pending && dsei_masked then
        bits(64) target = Zeros(64);
        target<31> = '1'; // A
        target<24:0> = VESR_EL3<24:0>;
        VDISR_EL3 = target;
        ClearPendingDelegatedSError();
    return;
```

## Library pseudocode for aarch64/functions/ras/AArch64.vESBOperation

```
// AArch64.vESBOperation()
// =====
// Perform the AArch64 ESB operation for an unmasked pending virtual SError exception.
// If FEAT_E3DSE is implemented and there is no unmasked virtual SError exception
// pending, then AArch64.dESBOperation() is called to perform the AArch64 ESB operation
// for a pending delegated SError exception.

AArch64.vESBOperation()
    assert PSTATE.EL IN {EL0, EL1} && EL2Enabled() && !ELUsingAArch32(EL2);
    // If physical SError exceptions are routed to EL2, and TGE is not set, then a virtual
    // SError exception might be pending.
    vsei_pending = (IsVirtualSErrorPending() && HCR_EL2.TGE == '0' &&
                    (HCR_EL2.AMO == '1' || (IsFeatureImplemented(FEAT_DoubleFault2) &&
                                             IsHCRXEL2Enabled() && HCRX_EL2.TMEA == '1')));
    vsei_masked = Halted() || ExternalDebugInterruptsDisabled(EL1) || PSTATE.A == '1';

    // Check for a masked virtual SError pending
    if vsei_pending && vsei_masked then
        // This function might be called for the interworking case, and INTdis is masking
        // the virtual SError exception.
        if ELUsingAArch32(EL1) then
            bits(32) target = Zeros(32);
            target<31> = '1'; // A
            target<15:14> = VDFSR<15:14>; // AET
            target<12> = VDFSR<12>; // ExT
            target<9> = TTBCR.EAE; // LPAE
            if TTBCR.EAE == '1' then // Long-descriptor format
                target<5:0> = '010001'; // STATUS
            else // Short-descriptor format
                target<10,3:0> = '10110'; // FS
            VDISR = target;
        else
            bits(64) target = Zeros(64);
            target<31> = '1'; // A
            target<24:0> = VSESR_EL2<24:0>;
            VDISR_EL2 = target;
            ClearPendingVirtualSError();
        elseif IsFeatureImplemented(FEAT_E3DSE) then
            AArch64.dESBOperation();

    return;
```

## Library pseudocode for aarch64/functions/ras/FirstRecordOfNode

```
// FirstRecordOfNode()
// =====
// Return the first record in the node that contains the record n.

integer FirstRecordOfNode(integer n)
    for q = n downto 0
        if IsFirstRecordOfNode(q) then return q;
    Unreachable();
```

## Library pseudocode for aarch64/functions/ras/IsCommonFaultInjectionImplemented

```
// IsCommonFaultInjectionImplemented()
// =====
// Check if the Common Fault Injection Model Extension is implemented by the node that owns this
// error record.

boolean IsCommonFaultInjectionImplemented(integer n);
```

### Library pseudocode for aarch64/functions/ras/IsCountableErrorsRecorded

```
// IsCountableErrorsRecorded()
// =====
// Check whether Error record n records countable errors.

boolean IsCountableErrorsRecorded(integer n);
```

### Library pseudocode for aarch64/functions/ras/IsErrorAddressIncluded

```
// IsErrorAddressIncluded()
// =====
// Check whether Error record n includes an address associated with an error.

boolean IsErrorAddressIncluded(integer n);
```

### Library pseudocode for aarch64/functions/ras/IsErrorRecordImplemented

```
// IsErrorRecordImplemented()
// =====
// Is the error record n implemented

boolean IsErrorRecordImplemented(integer n);
```

### Library pseudocode for aarch64/functions/ras/IsFirstRecordOfNode

```
// IsFirstRecordOfNode()
// =====
// Check if the record q is the first error record in its node.

boolean IsFirstRecordOfNode(integer q);
```

### Library pseudocode for aarch64/functions/ras/IsSPMUCounterImplemented

```
// IsSPMUCounterImplemented()
// =====
// Does the System PMU s implement the counter n.

boolean IsSPMUCounterImplemented(integer s, integer n);
```

### Library pseudocode for aarch64/functions/rcw/ProtectionEnabled

```
// ProtectionEnabled()
// =====
// Returns TRUE if the ProtectedBit is
// enabled in the current Exception level.

boolean ProtectionEnabled(bits(2) el)
    assert HaveEL(el);
    regime = S1TranslationRegime(el);
    assert(!ELUsingAArch32(regime));
    if (!IsD128Enabled(el)) then
        case regime of
            when EL1
                return IsTCR2EL1Enabled() && TCR2_EL1.PnCH == '1';
            when EL2
                return IsTCR2EL2Enabled() && TCR2_EL2.PnCH == '1';
            when EL3
                return TCR_EL3.PnCH == '1';
    else
        return TRUE;
    return FALSE;
```

### Library pseudocode for aarch64/functions/rcw/RCW128\_PROTECTED\_BIT

```
constant integer RCW128_PROTECTED_BIT = 114;
```

### Library pseudocode for aarch64/functions/rcw/RCW64\_PROTECTED\_BIT

```
constant integer RCW64_PROTECTED_BIT = 52;
```



```

// RCWCheck()
// =====
// Returns nzcw based on : if the new value for RCW/RCWS instructions satisfy RCW and/or RCWS checks
// Z is set to 1 if RCW checks fail
// C is set to 0 if RCWS checks fail

bits(4) RCWCheck(bits(N) old, bits(N) new, boolean soft)
    assert N IN {64,128};
    integer protectedbit = if N == 128 then RCW128\_PROTECTED\_BIT else RCW64\_PROTECTED\_BIT;
    boolean rcw_fail = FALSE;
    boolean rcws_fail = FALSE;
    boolean rcw_state_fail = FALSE;
    boolean rcws_state_fail = FALSE;
    boolean rcw_mask_fail = FALSE;
    boolean rcws_mask_fail = FALSE;

    //Effective RCWMask calculation
    bits(N) rcwmask = RCWMASK_EL1<N-1:0>;
    if N == 64 then
        rcwmask<49:18> = Replicate(rcwmask<17>,32);
        rcwmask<0> = '0';
    else
        rcwmask<55:17> = Replicate(rcwmask<16>,39);
        rcwmask<126:125,120:119,107:101,90:56,1:0> = Zeros(48);

    //Effective RCWSMask calculation
    bits(N) rcwsoftmask = RCWSMASK_EL1<N-1:0>;
    if N == 64 then
        rcwsoftmask<49:18> = Replicate(rcwsoftmask<17>,32);
        rcwsoftmask<0> = '0';
        if(ProtectionEnabled(PSTATE.EL)) then
            rcwsoftmask<52> = '0';
    else
        rcwsoftmask<55:17> = Replicate(rcwsoftmask<16>,39);
        rcwsoftmask<126:125,120:119,107:101,90:56,1:0> = Zeros(48);
        rcwsoftmask<114> = '0';

    //RCW Checks
    //State Check
    if (ProtectionEnabled(PSTATE.EL)) then
        if old<protectedbit> == '1' then
            rcw_state_fail = new<protectedbit,0> != old<protectedbit,0>;
        elsif old<protectedbit> == '0' then
            rcw_state_fail = new<protectedbit> != old<protectedbit>;

    //Mask Check
    if (ProtectionEnabled(PSTATE.EL)) then
        if old<protectedbit,0> == '11' then
            rcw_mask_fail = IsZero((new EOR old) AND NOT(rcwmask));

    //RCWS Checks
    if soft then
        //State Check
        if old<0> == '1' then
            rcws_state_fail = new<0> != old<0>;
        elsif (!ProtectionEnabled(PSTATE.EL) ||
            (ProtectionEnabled(PSTATE.EL) && old<protectedbit> == '0')) then
            rcws_state_fail = new<0> != old<0>;
        //Mask Check
        if old<0> == '1' then
            rcws_mask_fail = IsZero((new EOR old) AND NOT(rcwsoftmask));

    rcw_fail = rcw_state_fail || rcw_mask_fail ;
    rcws_fail = rcws_state_fail || rcws_mask_fail;

    bit n = '0';
    bit z = if rcw_fail then '1' else '0';
    bit c = if rcws_fail then '0' else '1';
    bit v = '0';
    return n:z:c:v;

```



## Library pseudocode for aarch64/functions/reduceop/FPReduce

```
// FPReduce()
// =====
// Perform the floating-point operation 'op' on pairs of elements from the input vector,
// reducing the vector to a scalar result.

bits(esize) FPReduce(ReduceOp op, bits(N) input, integer esize, FPCR_Type fpcr)
    bits(esize) hi;
    bits(esize) lo;
    bits(esize) result;
    constant integer half = N DIV 2;

    if N == esize then
        return input<esize-1:0>;

    hi = FPReduce(op, input<N-1:half>, esize, fpcr);
    lo = FPReduce(op, input<half-1:0>, esize, fpcr);
    case op of
        when ReduceOp_FMINNUM
            result = FPMinNum(lo, hi, fpcr);
        when ReduceOp_FMAXNUM
            result = FPMaxNum(lo, hi, fpcr);
        when ReduceOp_FMIN
            result = FPMin(lo, hi, fpcr);
        when ReduceOp_FMAX
            result = FPMax(lo, hi, fpcr);
        when ReduceOp_FADD
            result = FPAdd(lo, hi, fpcr);

    return result;
```

## Library pseudocode for aarch64/functions/reduceop/IntReduce

```
// IntReduce()
// =====
// Perform the integer operation 'op' on pairs of elements from the input vector,
// reducing the vector to a scalar result.

bits(esize) IntReduce(ReduceOp op, bits(N) input, integer esize)
    bits(esize) hi;
    bits(esize) lo;
    bits(esize) result;
    constant integer half = N DIV 2;
    if N == esize then
        return input<esize-1:0>;

    hi = IntReduce(op, input<N-1:half>, esize);
    lo = IntReduce(op, input<half-1:0>, esize);
    case op of
        when ReduceOp_ADD
            result = lo + hi;

    return result;
```

## Library pseudocode for aarch64/functions/reduceop/ReduceOp

```
// ReduceOp
// =====
// Vector reduce instruction types.

enumeration ReduceOp {ReduceOp_FMINNUM, ReduceOp_FMAXNUM,
                      ReduceOp_FMIN, ReduceOp_FMAX,
                      ReduceOp_FADD, ReduceOp_ADD};
```

## Library pseudocode for aarch64/functions/registers/AArch64.MaybeZeroRegisterUppers

```
// AArch64.MaybeZeroRegisterUppers()
// =====
// On taking an exception to AArch64 from AArch32, it is CONSTRAINED UNPREDICTABLE whether the top
// 32 bits of registers visible at any lower Exception level using AArch32 are set to zero.

AArch64.MaybeZeroRegisterUppers()
    assert UsingAArch32(); // Always called from AArch32 state before entering AArch64 state

    integer first;
    integer last;
    boolean include_R15;
    if PSTATE.EL == EL0 && !ELUsingAArch32(EL1) then
        first = 0; last = 14; include_R15 = FALSE;
    elsif PSTATE.EL IN {EL0, EL1} && EL2Enabled() && !ELUsingAArch32(EL2) then
        first = 0; last = 30; include_R15 = FALSE;
    else
        first = 0; last = 30; include_R15 = TRUE;

    for n = first to last
        if (n != 15 || include_R15) && ConstrainUnpredictableBool(Unpredictable\_ZEROUPPER) then
            _R[n]<63:32> = Zeros(32);

    return;
```

## Library pseudocode for aarch64/functions/registers/AArch64.ResetGeneralRegisters

```
// AArch64.ResetGeneralRegisters()
// =====

AArch64.ResetGeneralRegisters()

    for i = 0 to 30
        X[i, 64] = bits(64) UNKNOWN;

    return;
```

## Library pseudocode for aarch64/functions/registers/AArch64.ResetSIMDFPRegisters

```
// AArch64.ResetSIMDFPRegisters()
// =====

AArch64.ResetSIMDFPRegisters()

    for i = 0 to 31
        V[i, 128] = bits(128) UNKNOWN;

    return;
```

## Library pseudocode for aarch64/functions/registers/AArch64.ResetSpecialRegisters

```
// AArch64.ResetSpecialRegisters()
// =====

AArch64.ResetSpecialRegisters()

    // AArch64 special registers
    SP_EL0 = bits(64) UNKNOWN;
    SP_EL1 = bits(64) UNKNOWN;
    SPSR_EL1 = bits(64) UNKNOWN;
    ELR_EL1 = bits(64) UNKNOWN;
    if HaveEL(EL2) then
        SP_EL2 = bits(64) UNKNOWN;
        SPSR_EL2 = bits(64) UNKNOWN;
        ELR_EL2 = bits(64) UNKNOWN;

    // AArch32 special registers that are not architecturally mapped to AArch64 registers
    if HaveAArch32EL(EL1) then
        SPSR_fiq<31:0> = bits(32) UNKNOWN;
        SPSR_irq<31:0> = bits(32) UNKNOWN;
        SPSR_abt<31:0> = bits(32) UNKNOWN;
        SPSR_und<31:0> = bits(32) UNKNOWN;

    // External debug special registers
    DLR_EL0 = bits(64) UNKNOWN;
    DSPSR_EL0 = bits(64) UNKNOWN;

return;
```

## Library pseudocode for aarch64/functions/registers/AArch64.ResetSystemRegisters

```
// AArch64.ResetSystemRegisters()
// =====

AArch64.ResetSystemRegisters(boolean cold_reset);
```

## Library pseudocode for aarch64/functions/registers/PC64

```
// Program counter
// ++++++

// PC64 - non-assignment form
// =====
// Read program counter.

bits(64) PC64
    return _PC;
```

## Library pseudocode for aarch64/functions/registers/SP

```
// SP[] - assignment form
// =====
// Write to stack pointer from a 64-bit value.

SP[] = bits(64) value
    if PSTATE.SP == '0' then
        SP_EL0 = value;
    else
        case PSTATE.EL of
            when EL0 SP_EL0 = value;
            when EL1 SP_EL1 = value;
            when EL2 SP_EL2 = value;
            when EL3 SP_EL3 = value;
        return;

// SP[] - non-assignment form
// =====
// Read stack pointer with slice of 64 bits.

bits(64) SP[]
    if PSTATE.SP == '0' then
        return SP_EL0;
    else
        case PSTATE.EL of
            when EL0 return SP_EL0;
            when EL1 return SP_EL1;
            when EL2 return SP_EL2;
            when EL3 return SP_EL3;
```

## Library pseudocode for aarch64/functions/registers/SPMCFGR\_EL1

```
// SPMCFGR_EL1[] - non-assignment form
// =====
// Read the current configuration of System Performance monitor for
// System PMU 's'.

bits(64) SPMCFGR_EL1[integer s];
```

## Library pseudocode for aarch64/functions/registers/SPMCGCR\_EL1

```
// SPMCGCR_EL1[] - non-assignment form
// =====
// Read counter group 'n' configuration for System PMU 's'.

bits(64) SPMCGCR_EL1[integer s, integer n];
```

## Library pseudocode for aarch64/functions/registers/SPMCNTENCLR\_EL0

```
// SPMCNTENCLR_EL0[] - non-assignment form
// =====
// Read the current mapping of disabled event counters for an 's'.

bits(64) SPMCNTENCLR_EL0[integer s];

// SPMCNTENCLR_EL0[] - assignment form
// =====
// Disable event counters for System PMU 's'.

SPMCNTENCLR_EL0[integer s] = bits(64) value;
```

### Library pseudocode for aarch64/functions/registers/SPMCNTENSET\_EL0

```
// SPMCNTENSET_EL0[] - non-assignment form
// =====
// Read the current mapping for enabled event counters of System PMU 's'.

bits(64) SPMCNTENSET_EL0[integer s];

// SPMCNTENSET_EL0[] - assignment form
// =====
// Enable event counters of System PMU 's'.

SPMCNTENSET_EL0[integer s] = bits(64) value;
```

### Library pseudocode for aarch64/functions/registers/SPMCR\_EL0

```
// SPMCR_EL0[] - non-assignment form
// =====
// Read the control register for System PMU 's'.

bits(64) SPMCR_EL0[integer s];

// SPMCR_EL0[] - assignment form
// =====
// Write to the control register for System PMU 's'.

SPMCR_EL0[integer s] = bits(64) value;
```

### Library pseudocode for aarch64/functions/registers/SPMDEVAFF\_EL1

```
// SPMDEVAFF_EL1[] - non-assignment form
// =====
// Read the discovery information for System PMU 's'.

bits(64) SPMDEVAFF_EL1[integer s];
```

### Library pseudocode for aarch64/functions/registers/SPMDEVARCH\_EL1

```
// SPMDEVARCH_EL1[] - non-assignment form
// =====
// Read the discovery information for System PMU 's'.

bits(64) SPMDEVARCH_EL1[integer s];
```

### Library pseudocode for aarch64/functions/registers/SPMEVCNTR\_EL0

```
// SPMEVCNTR_EL0[] - non-assignment form
// =====
// Read a System PMU Event Counter register for counter 'n' of a given
// System PMU 's'.

bits(64) SPMEVCNTR_EL0[integer s, integer n];

// SPMEVCNTR_EL0[] - assignment form
// =====
// Write to a System PMU Event Counter register for counter 'n' of a given
// System PMU 's'.

SPMEVCNTR_EL0[integer s, integer n] = bits(64) value;
```

### Library pseudocode for aarch64/functions/registers/SPMEVFILT2R\_EL0

```
// SPMEVFILT2R_EL0[] - non-assignment form
// =====
// Read the additional event selection controls for
// counter 'n' of a given System PMU 's'.

bits(64) SPMEVFILT2R_EL0[integer s, integer n];

// SPMEVFILT2R_EL0[] - assignment form
// =====
// Configure the additional event selection controls for
// counter 'n' of a given System PMU 's'.

SPMEVFILT2R_EL0[integer s, integer n] = bits(64) value;
```

### Library pseudocode for aarch64/functions/registers/SPMEVFILTR\_EL0

```
// SPMEVFILTR_EL0[] - non-assignment form
// =====
// Read the additional event selection controls for
// counter 'n' of a given System PMU 's'.

bits(64) SPMEVFILTR_EL0[integer s, integer n];

// SPMEVFILTR_EL0[] - assignment form
// =====
// Configure the additional event selection controls for
// counter 'n' of a given System PMU 's'.

SPMEVFILTR_EL0[integer s, integer n] = bits(64) value;
```

### Library pseudocode for aarch64/functions/registers/SPMEVTYPER\_EL0

```
// SPMEVTYPER_EL0[] - non-assignment form
// =====
// Read the current mapping of event with event counter SPMEVCNTR_EL0
// for counter 'n' of a given System PMU 's'.

bits(64) SPMEVTYPER_EL0[integer s, integer n];

// SPMEVTYPER_EL0[] - assignment form
// =====
// Configure which event increments the event counter SPMEVCNTR_EL0, for
// counter 'n' of a given System PMU 's'.

SPMEVTYPER_EL0[integer s, integer n] = bits(64) value;
```

### Library pseudocode for aarch64/functions/registers/SPMIIDR\_EL1

```
// SPMIIDR_EL1[] - non-assignment form
// =====
// Read the discovery information for System PMU 's'.

bits(64) SPMIIDR_EL1[integer s];
```

### Library pseudocode for aarch64/functions/registers/SPMINTENCLR\_EL1

```
// SPMINTENCLR_EL1[] - non-assignment form
// =====
// Read the masking information for interrupt requests on overflows of
// implemented counters of System PMU 's'.

bits(64) SPMINTENCLR_EL1[integer s];

// SPMINTENCLR_EL1[] - assignment form
// =====
// Disable the generation of interrupt requests on overflows of
// implemented counters of System PMU 's'.

SPMINTENCLR_EL1[integer s] = bits(64) value;
```

### Library pseudocode for aarch64/functions/registers/SPMINTENSET\_EL1

```
// SPMINTENSET_EL1[] - non-assignment form
// =====
// Read the masking information for interrupt requests on overflows of
// implemented counters of System PMU 's'.

bits(64) SPMINTENSET_EL1[integer s];

// SPMINTENSET_EL1[] - assignment form
// =====
// Disable the generation of interrupt requests on overflows of
// implemented counters for System PMU 's'.

SPMINTENSET_EL1[integer s] = bits(64) value;
```

### Library pseudocode for aarch64/functions/registers/SPMOVSCCLR\_EL0

```
// SPMOVSCCLR_EL0[] - non-assignment form
// =====
// Read the overflow bit clear status of implemented counters for System PMU 's'.

bits(64) SPMOVSCCLR_EL0[integer s];

// SPMOVSCCLR_EL0[] - assignment form
// =====
// Clear the overflow bit clear status of implemented counters for
// System PMU 's'.

SPMOVSCCLR_EL0[integer s] = bits(64) value;
```

### Library pseudocode for aarch64/functions/registers/SPMOVSSSET\_EL0

```
// SPMOVSSSET_EL0[] - non-assignment form
// =====
// Read state of the overflow bit for the implemented event counters
// of System PMU 's'.

bits(64) SPMOVSSSET_EL0[integer s];

// SPMOVSSSET_EL0[] - assignment form
// =====
// Sets the state of the overflow bit for the implemented event counters
// of System PMU 's'.

SPMOVSSSET_EL0[integer s] = bits(64) value;
```

### Library pseudocode for aarch64/functions/registers/SPMROOTCR\_EL3

```
// SPMROOTCR_EL3[] - non-assignment form
// =====
// Read the observability of Root and Realm events by System Performance
// Monitor for System PMU 's'.

bits(64) SPMROOTCR_EL3[integer s];

// SPMROOTCR_EL3[] - assignment form
// =====
// Configure the observability of Root and Realm events by System
// Performance Monitor for System PMU 's'.

SPMROOTCR_EL3[integer s] = bits(64) value;
```

### Library pseudocode for aarch64/functions/registers/SPMSCR\_EL1

```
// SPMSCR_EL1[] - non-assignment form
// =====
// Read the observability of Secure events by System Performance Monitor
// for System PMU 's'.

bits(64) SPMSCR_EL1[integer s];

// SPMSCR_EL1[] - assignment form
// =====
// Configure the observability of secure events by System Performance
// Monitor for System PMU 's'.

SPMSCR_EL1[integer s] = bits(64) value;
```

### Library pseudocode for aarch64/functions/registers/SPMZR\_EL0

```
// SPMZR_EL0[] - non-assignment form
// =====
// Read SPMZR_EL0.

bits(64) SPMZR_EL0[integer s];

// SPMZR_EL0[] - assignment form
// =====
// Set event counters for System PMU 's' to zero.

SPMZR_EL0[integer s] = bits(64) value;
```



## Library pseudocode for aarch64/functions/registers/V

```
// V[] - assignment form
// =====
// Write to SIMD&FP register with implicit extension from
// 8, 16, 32, 64 or 128 bits.

V[integer n, integer width] = bits(width) value
    assert n >= 0 && n <= 31;
    assert width IN {8,16,32,64,128};
    constant integer vlen = if IsSVEEnabled(PSTATE.EL) then CurrentVL else 128;
    if ConstrainUnpredictableBool(Unpredictable_SVEZEROUPPER) then
        _Z[n] = ZeroExtend(value, MAX_VL);
    else
        _Z[n]<vlen-1:0> = ZeroExtend(value, vlen);

// V[] - non-assignment form
// =====
// Read from SIMD&FP register with implicit slice of 8, 16
// 32, 64 or 128 bits.

bits(width) V[integer n, integer width]
    assert n >= 0 && n <= 31;
    assert width IN {8,16,32,64,128};
    return _Z[n]<width-1:0>;
```

## Library pseudocode for aarch64/functions/registers/Vpart

```
// Vpart[] - non-assignment form
// =====
// Reads a 128-bit SIMD&FP register in up to two parts:
// part 0 returns the bottom 8, 16, 32 or 64 bits of a value held in the register;
// part 1 returns the top half of the bottom 64 bits or the top half of the 128-bit
// value held in the register.

bits(width) Vpart[integer n, integer part, integer width]
    assert n >= 0 && n <= 31;
    assert part IN {0, 1};
    if part == 0 then
        assert width < 128;
        return V[n, width];
    else
        assert width IN {32,64};
        bits(128) vreg = V[n, 128];
        return vreg<(width * 2)-1:width>;

// Vpart[] - assignment form
// =====
// Writes a 128-bit SIMD&FP register in up to two parts:
// part 0 zero extends a 8, 16, 32, or 64-bit value to fill the whole register;
// part 1 inserts a 64-bit value into the top half of the register.

Vpart[integer n, integer part, integer width] = bits(width) value
    assert n >= 0 && n <= 31;
    assert part IN {0, 1};
    if part == 0 then
        assert width < 128;
        V[n, width] = value;
    else
        assert width == 64;
        bits(64) vreg = V[n, 64];
        V[n, 128] = value<63:0> : vreg;
```

## Library pseudocode for aarch64/functions/registers/X

```
// X[] - assignment form
// =====
// Write to general-purpose register from either a 32-bit or a 64-bit value,
// where the size of the value is passed as an argument.

X[integer n, integer width] = bits(width) value
    assert n >= 0 && n <= 31;
    assert width IN {32,64};
    if n != 31 then
        _R[n] = ZeroExtend(value, 64);
    return;

// X[] - non-assignment form
// =====
// Read from general-purpose register with an explicit slice of 8, 16, 32 or 64 bits.

bits(width) X[integer n, integer width]
    assert n >= 0 && n <= 31;
    assert width IN {8,16,32,64};
    if n != 31 then
        return _R[n]<width-1:0>;
    else
        return Zeros(width);
```

## Library pseudocode for aarch64/functions/shiftreg/DecodeShift

```
// DecodeShift()
// =====
// Decode shift encodings

ShiftType DecodeShift(bits(2) op)
    case op of
        when '00' return ShiftType\_LSL;
        when '01' return ShiftType\_LSR;
        when '10' return ShiftType\_ASR;
        when '11' return ShiftType\_ROR;
```

## Library pseudocode for aarch64/functions/shiftreg/ShiftReg

```
// ShiftReg()
// =====
// Perform shift of a register operand

bits(N) ShiftReg(integer reg, ShiftType shifttype, integer amount, integer N)
    bits(N) result = X[reg, N];
    case shifttype of
        when ShiftType\_LSL result = LSL(result, amount);
        when ShiftType\_LSR result = LSR(result, amount);
        when ShiftType\_ASR result = ASR(result, amount);
        when ShiftType\_ROR result = ROR(result, amount);
    return result;
```

## Library pseudocode for aarch64/functions/shiftreg/ShiftType

```
// ShiftType
// =====
// AArch64 register shifts.

enumeration ShiftType {ShiftType_LSL, ShiftType_LSR, ShiftType_ASR, ShiftType_ROR};
```

## Library pseudocode for aarch64/functions/sme/CounterToPredicate

```
// CounterToPredicate()
// =====

bits(width) CounterToPredicate(bits(16) pred, integer width)
    integer count;
    integer esize;
    integer elements;
    constant integer VL = CurrentVL;
    constant integer PL = VL DIV 8;
    constant integer maxbit = HighestSetBit(CeilPow2(PL * 4)<15:0>);
    assert maxbit <= 14;
    bits(PL*4) result;
    boolean invert = pred<15> == '1';

    assert width == PL || width == PL*2 || width == PL*3 || width == PL*4;

    if IsZero(pred<3:0>) then
        return Zeros(width);

    case pred<3:0> of
        when 'xxx1'
            count = UInt(pred<maxbit:1>);
            esize = 8;
        when 'xx10'
            count = UInt(pred<maxbit:2>);
            esize = 16;
        when 'x100'
            count = UInt(pred<maxbit:3>);
            esize = 32;
        when '1000'
            count = UInt(pred<maxbit:4>);
            esize = 64;

    elements = (VL * 4) DIV esize;
    result = Zeros(PL*4);
    constant integer psize = esize DIV 8;
    for e = 0 to elements-1
        bit pbit = if e < count then '1' else '0';
        if invert then
            pbit = NOT(pbit);
        Elem[result, e, psize] = ZeroExtend(pbit, psize);

    return result<width-1:0>;
```

## Library pseudocode for aarch64/functions/sme/EncodePredCount

```
// EncodePredCount()
// =====

bits(width) EncodePredCount(integer esize, integer elements,
                             integer count_in, boolean invert_in, integer width)
    integer count = count_in;
    boolean invert = invert_in;
    constant integer PL = CurrentVL DIV 8;
    assert width == PL;
    assert esize IN {8, 16, 32, 64};
    assert count >= 0 && count <= elements;
    bits(16) pred;

    if count == 0 then
        return Zeros(width);

    if invert then
        count = elements - count;
    elsif count == elements then
        count = 0;
        invert = TRUE;

    bit inv = (if invert then '1' else '0');
    case esize of
        when 8  pred = inv : count<13:0> : '1';
        when 16 pred = inv : count<12:0> : '10';
        when 32 pred = inv : count<11:0> : '100';
        when 64 pred = inv : count<10:0> : '1000';

    return ZeroExtend(pred, width);
```

## Library pseudocode for aarch64/functions/sme/Lookup

```
bits(512) _ZT0;
```

## Library pseudocode for aarch64/functions/sme/PredCountTest

```
// PredCountTest()
// =====

bits(4) PredCountTest(integer elements, integer count, boolean invert)
    bit n, z, c, v;
    z = (if count == 0 then '1' else '0'); // none active
    if !invert then
        n = (if count != 0 then '1' else '0'); // first active
        c = (if count == elements then '0' else '1'); // NOT last active
    else
        n = (if count == elements then '1' else '0'); // first active
        c = (if count != 0 then '0' else '1'); // NOT last active
    v = '0';

    return n:z:c:v;
```

## Library pseudocode for aarch64/functions/sme/System

```
// System Registers
// =====

array bits(MAX\_VL) _ZA[0..255];
```

## Library pseudocode for aarch64/functions/sme/ZAhslice

```
// ZAhslice[] - non-assignment form
// =====

bits(width) ZAhslice[integer tile, integer esize, integer slice, integer width]
    assert esize IN {8, 16, 32, 64, 128};
    integer tiles = esize DIV 8;
    assert tile >= 0 && tile < tiles;
    integer slices = CurrentSVL DIV esize;
    assert slice >= 0 && slice < slices;

    return ZAvector[tile + slice * tiles, width];

// ZAhslice[] - assignment form
// =====

ZAhslice[integer tile, integer esize, integer slice, integer width] = bits(width) value
    assert esize IN {8, 16, 32, 64, 128};
    integer tiles = esize DIV 8;
    assert tile >= 0 && tile < tiles;
    integer slices = CurrentSVL DIV esize;
    assert slice >= 0 && slice < slices;

    ZAvector[tile + slice * tiles, width] = value;
```

## Library pseudocode for aarch64/functions/sme/ZAslice

```
// ZAslice[] - non-assignment form
// =====

bits(width) ZAslice[integer tile, integer esize, boolean vertical, integer slice, integer width]
    bits(width) result;

    if vertical then
        result = ZAvslice[tile, esize, slice, width];
    else
        result = ZAhslice[tile, esize, slice, width];

    return result;

// ZAslice[] - assignment form
// =====

ZAslice[integer tile, integer esize, boolean vertical,
    integer slice, integer width] = bits(width) value
    if vertical then
        ZAvslice[tile, esize, slice, width] = value;
    else
        ZAhslice[tile, esize, slice, width] = value;
```

## Library pseudocode for aarch64/functions/sme/ZAtile

```
// ZAtile[] - non-assignment form
// =====

bits(width) ZAtile[integer tile, integer esize, integer width]
    constant integer SVL = CurrentSVL;
    integer slices = SVL DIV esize;
    assert width == SVL * slices;
    bits(width) result;

    for slice = 0 to slices-1
        Elem[result, slice, SVL] = ZAhslice[tile, esize, slice, SVL];

    return result;

// ZAtile[] - assignment form
// =====

ZAtile[integer tile, integer esize, integer width] = bits(width) value
    constant integer SVL = CurrentSVL;
    integer slices = SVL DIV esize;
    assert width == SVL * slices;

    for slice = 0 to slices-1
        ZAhslice[tile, esize, slice, SVL] = Elem[value, slice, SVL];
```

## Library pseudocode for aarch64/functions/sme/ZAvector

```
// ZAvector[] - non-assignment form
// =====

bits(width) ZAvector[integer index, integer width]
    assert width == CurrentSVL;
    assert index >= 0 && index < (width DIV 8);

    return \_ZA[index]<width-1:0>;

// ZAvector[] - assignment form
// =====

ZAvector[integer index, integer width] = bits(width) value
    assert width == CurrentSVL;
    assert index >= 0 && index < (width DIV 8);

    if ConstrainUnpredictableBool(Unpredictable\_SMEZEROUPPER) then
        \_ZA[index] = ZeroExtend(value, MAX\_VL);
    else
        \_ZA[index]<width-1:0> = value;
```

## Library pseudocode for aarch64/functions/sme/ZAvslice

```
// ZAvslice[] - non-assignment form
// =====

bits(width) ZAvslice[integer tile, integer esize, integer slice, integer width]
    integer slices = CurrentSVL DIV esize;
    bits(width) result;

    for s = 0 to slices-1
        bits(width) hslice = ZAhslice[tile, esize, s, width];
        Elem[result, s, esize] = Elem[hslice, slice, esize];

    return result;

// ZAvslice[] - assignment form
// =====

ZAvslice[integer tile, integer esize, integer slice, integer width] = bits(width) value
    integer slices = CurrentSVL DIV esize;

    for s = 0 to slices-1
        bits(width) hslice = ZAhslice[tile, esize, s, width];
        Elem[hslice, slice, esize] = Elem[value, s, esize];
        ZAhslice[tile, esize, s, width] = hslice;
```

## Library pseudocode for aarch64/functions/sme/ZT0

```
// ZT0[] - non-assignment form
// =====

bits(width) ZT0[integer width]
    assert width == 512;
    return _ZT0<width-1:0>;

// ZT0[] - assignment form
// =====

ZT0[integer width] = bits(width) value
    assert width == 512;
    _ZT0<width-1:0> = value;
```

## Library pseudocode for aarch64/functions/sve/AArch32.IsFPEnabled

```
// AArch32.IsFPEnabled()
// =====
// Returns TRUE if access to the SIMD&FP instructions or System registers are
// enabled at the target exception level in AArch32 state and FALSE otherwise.

boolean AArch32.IsFPEnabled(bits(2) el)
    if el == EL0 && !ELUsingAArch32(EL1) then
        return AArch64.IsFPEnabled(el);

    if HaveEL(EL3) && ELUsingAArch32(EL3) && CurrentSecurityState() == SS\_NonSecure then
        // Check if access disabled in NSACR
        if NSACR.cp10 == '0' then return FALSE;

    if el IN {EL0, EL1} then
        // Check if access disabled in CPACR
        boolean disabled;
        case CPACR.cp10 of
            when '00' disabled = TRUE;
            when '01' disabled = el == EL0;
            when '10' disabled = ConstrainUnpredictableBool(Unpredictable\_RESCPACR);
            when '11' disabled = FALSE;
        if disabled then return FALSE;

    if el IN {EL0, EL1, EL2} && EL2Enabled() then
        if !ELUsingAArch32(EL2) then
            return AArch64.IsFPEnabled(EL2);
        if HCPTR.TCP10 == '1' then return FALSE;

    if HaveEL(EL3) && !ELUsingAArch32(EL3) then
        // Check if access disabled in CPTR_EL3
        if CPTR_EL3.TFP == '1' then return FALSE;

    return TRUE;
```



## Library pseudocode for aarch64/functions/sve/AArch64.IsFPEnabled

```
// AArch64.IsFPEnabled()
// =====
// Returns TRUE if access to the SIMD&FP instructions or System registers are
// enabled at the target exception level in AArch64 state and FALSE otherwise.

boolean AArch64.IsFPEnabled(bits(2) el)
    // Check if access disabled in CPACR_EL1
    if el IN {EL0, EL1} && !IsInHost() then
        // Check SIMD&FP at EL0/EL1
        boolean disabled;
        case CPACR_EL1.FPEN of
            when 'x0' disabled = TRUE;
            when '01' disabled = el == EL0;
            when '11' disabled = FALSE;
        if disabled then return FALSE;

    // Check if access disabled in CPTR_EL2
    if el IN {EL0, EL1, EL2} && EL2Enabled() then
        if ELIsInHost(EL2) then
            boolean disabled;
            case CPTR_EL2.FPEN of
                when 'x0' disabled = TRUE;
                when '01' disabled = el == EL0 && HCR_EL2.TGE == '1';
                when '11' disabled = FALSE;
            if disabled then return FALSE;
        else
            if CPTR_EL2.TFP == '1' then return FALSE;

    // Check if access disabled in CPTR_EL3
    if HaveEL(EL3) then
        if CPTR_EL3.TFP == '1' then return FALSE;

    return TRUE;
```

## Library pseudocode for aarch64/functions/sve/ActivePredicateElement

```
// ActivePredicateElement()
// =====
// Returns TRUE if the predicate bit is 1 and FALSE otherwise

boolean ActivePredicateElement(bits(N) pred, integer e, integer esize)
    assert esize IN {8, 16, 32, 64, 128};
    integer n = e * (esize DIV 8);
    assert n >= 0 && n < N;
    return pred<n> == '1';
```

## Library pseudocode for aarch64/functions/sve/AllElementsActive

```
// AllElementsActive()
// =====
// Return TRUE if all the elements are active in the mask. Otherwise,
// return FALSE.

boolean AllElementsActive(bits(N) mask, integer esize)
    integer elements = N DIV (esize DIV 8);
    integer active = 0;
    for e = 0 to elements-1
        if ActivePredicateElement(mask, e, esize) then active = active + 1;
    return active == elements;
```

## Library pseudocode for aarch64/functions/sve/AnyActiveElement

```
// AnyActiveElement()
// =====
// Return TRUE if there is at least one active element in mask. Otherwise,
// return FALSE.

boolean AnyActiveElement(bits(N) mask, integer esize)
    return LastActiveElement(mask, esize) >= 0;
```

## Library pseudocode for aarch64/functions/sve/BitDeposit

```
// BitDeposit()
// =====
// Deposit the least significant bits from DATA into result positions
// selected by nonzero bits in MASK, setting other result bits to zero.

bits(N) BitDeposit (bits(N) data, bits(N) mask)
    bits(N) res = Zeros(N);
    integer db = 0;
    for rb = 0 to N-1
        if mask<rb> == '1' then
            res<rb> = data<db>;
            db = db + 1;
    return res;
```

## Library pseudocode for aarch64/functions/sve/BitExtract

```
// BitExtract()
// =====
// Extract and pack DATA bits selected by the nonzero bits in MASK into
// the least significant result bits, setting other result bits to zero.

bits(N) BitExtract (bits(N) data, bits(N) mask)
    bits(N) res = Zeros(N);
    integer rb = 0;
    for db = 0 to N-1
        if mask<db> == '1' then
            res<rb> = data<db>;
            rb = rb + 1;
    return res;
```

## Library pseudocode for aarch64/functions/sve/BitGroup

```
// BitGroup()
// =====
// Extract and pack DATA bits selected by the nonzero bits in MASK into
// the least significant result bits, and pack unselected bits into the
// most significant result bits.

bits(N) BitGroup (bits(N) data, bits(N) mask)
    bits(N) res;
    integer rb = 0;

    // compress masked bits to right
    for db = 0 to N-1
        if mask<db> == '1' then
            res<rb> = data<db>;
            rb = rb + 1;
    // compress unmasked bits to left
    for db = 0 to N-1
        if mask<db> == '0' then
            res<rb> = data<db>;
            rb = rb + 1;
    return res;
```

## Library pseudocode for aarch64/functions/sve/CeilPow2

```
// CeilPow2()
// =====
// For a positive integer X, return the smallest power of 2 >= X

integer CeilPow2(integer x)
    if x == 0 then return 0;
    if x == 1 then return 2;
    return FloorPow2(x - 1) * 2;
```

## Library pseudocode for aarch64/functions/sve/CheckNonStreamingSVEEnabled

```
// CheckNonStreamingSVEEnabled()
// =====
// Checks for traps on SVE instructions that are not legal in streaming mode.

CheckNonStreamingSVEEnabled()
    CheckSVEEnabled();

    if IsFeatureImplemented(FEAT_SME) && PSTATE.SM == '1' && !IsFullA64Enabled() then
        SMEAccessTrap(SMEExceptionType\_Streaming, PSTATE.EL);
```

## Library pseudocode for aarch64/functions/sve/CheckOriginalSVEEnabled

```
// CheckOriginalSVEEnabled()
// =====
// Checks for traps on SVE instructions and instructions that access SVE System
// registers.

CheckOriginalSVEEnabled()
    assert IsFeatureImplemented(FEAT_SVE);
    boolean disabled;

    if (HaveEL(EL3) && (CPTR_EL3.EZ == '0' || CPTREL3.TFP == '1') && EL3SDDUndefPriority()) then
        UNDEFINED;

    // Check if access disabled in CPACR_EL1
    if PSTATE.EL IN {EL0, EL1} && !IsInHost() then
        // Check SVE at EL0/EL1
        case CPACR_EL1.ZEN of
            when 'x0' disabled = TRUE;
            when '01' disabled = PSTATE.EL == EL0;
            when '11' disabled = FALSE;
        if disabled then SVEAccessTrap(EL1);

        // Check SIMD&FP at EL0/EL1
        case CPACR_EL1.FPEN of
            when 'x0' disabled = TRUE;
            when '01' disabled = PSTATE.EL == EL0;
            when '11' disabled = FALSE;
        if disabled then AArch64.AdvSIMDFPAccessTrap(EL1);

    // Check if access disabled in CPTR_EL2
    if PSTATE.EL IN {EL0, EL1, EL2} && EL2Enabled() then
        if ELIsInHost(EL2) then
            // Check SVE at EL2
            case CPTR_EL2.ZEN of
                when 'x0' disabled = TRUE;
                when '01' disabled = PSTATE.EL == EL0 && HCR_EL2.TGE == '1';
                when '11' disabled = FALSE;
            if disabled then SVEAccessTrap(EL2);

            // Check SIMD&FP at EL2
            case CPTR_EL2.FPEN of
                when 'x0' disabled = TRUE;
                when '01' disabled = PSTATE.EL == EL0 && HCR_EL2.TGE == '1';
                when '11' disabled = FALSE;
            if disabled then AArch64.AdvSIMDFPAccessTrap(EL2);
        else
            if CPTR_EL2.TZ == '1' then SVEAccessTrap(EL2);
            if CPTR_EL2.TFP == '1' then AArch64.AdvSIMDFPAccessTrap(EL2);

    // Check if access disabled in CPTR_EL3
    if HaveEL(EL3) then
        if CPTR_EL3.EZ == '0' then
            if EL3SDDUndef() then UNDEFINED;
            SVEAccessTrap(EL3);

        if CPTR_EL3.TFP == '1' then
            if EL3SDDUndef() then UNDEFINED;
            AArch64.AdvSIMDFPAccessTrap(EL3);
```

## Library pseudocode for aarch64/functions/sve/CheckSMEAccess

```
// CheckSMEAccess()
// =====
// Check that access to SME System registers is enabled.

CheckSMEAccess()
    boolean disabled;

    if HaveEL(EL3) && CPTR_EL3.ESM == '0' && EL3SDDUndefPriority() then
        UNDEFINED;

    // Check if access disabled in CPACR_EL1
    if PSTATE.EL IN {EL0, EL1} && !IsInHost() then
        // Check SME at EL0/EL1
        case CPACR_EL1.SMEN of
            when 'x0' disabled = TRUE;
            when '01' disabled = PSTATE.EL == EL0;
            when '11' disabled = FALSE;
        if disabled then SMEAccessTrap(SMEEExceptionType_AccessTrap, EL1);

    if PSTATE.EL IN {EL0, EL1, EL2} && EL2Enabled() then
        if ELIsInHost(EL2) then
            // Check SME at EL2
            case CPTR_EL2.SMEN of
                when 'x0' disabled = TRUE;
                when '01' disabled = PSTATE.EL == EL0 && HCR_EL2.TGE == '1';
                when '11' disabled = FALSE;
            if disabled then SMEAccessTrap(SMEEExceptionType_AccessTrap, EL2);
        else
            if CPTR_EL2.TSM == '1' then SMEAccessTrap(SMEEExceptionType_AccessTrap, EL2);

    // Check if access disabled in CPTR_EL3
    if HaveEL(EL3) then
        if CPTR_EL3.ESM == '0' then
            if EL3SDDUndef() then UNDEFINED;
            SMEAccessTrap(SMEEExceptionType_AccessTrap, EL3);
```

## Library pseudocode for aarch64/functions/sve/CheckSMEAndZAAEnabled

```
// CheckSMEAndZAAEnabled()
// =====

CheckSMEAndZAAEnabled()
    CheckSMEEnabled();

    if PSTATE.ZA == '0' then
        SMEAccessTrap(SMEEExceptionType_InactiveZA, PSTATE.EL);
```

## Library pseudocode for aarch64/functions/sve/CheckSMEEnabled

```
// CheckSMEEnabled()
// =====

CheckSMEEnabled()
    boolean disabled;

    if HaveEL(EL3) && CPTR_EL3.<ESM,TFP> != '10' && EL3SDDUndefPriority() then
        UNDEFINED;

    // Check if access disabled in CPACR_EL1
    if PSTATE.EL IN {EL0, EL1} && !IsInHost() then
        // Check SME at EL0/EL1
        case CPACR_EL1.SMEN of
            when 'x0' disabled = TRUE;
            when '01' disabled = PSTATE.EL == EL0;
            when '11' disabled = FALSE;
        if disabled then SMEAccessTrap(SMEExceptionType_AccessTrap, EL1);

    // Check SIMD&FP at EL0/EL1
    case CPACR_EL1.FPEN of
        when 'x0' disabled = TRUE;
        when '01' disabled = PSTATE.EL == EL0;
        when '11' disabled = FALSE;
    if disabled then AArch64.AdvSIMDFPAccessTrap(EL1);

    if PSTATE.EL IN {EL0, EL1, EL2} && EL2Enabled() then
        if ELIsInHost(EL2) then
            // Check SME at EL2
            case CPTR_EL2.SMEN of
                when 'x0' disabled = TRUE;
                when '01' disabled = PSTATE.EL == EL0 && HCR_EL2.TGE == '1';
                when '11' disabled = FALSE;
            if disabled then SMEAccessTrap(SMEExceptionType_AccessTrap, EL2);

            // Check SIMD&FP at EL2
            case CPTR_EL2.FPEN of
                when 'x0' disabled = TRUE;
                when '01' disabled = PSTATE.EL == EL0 && HCR_EL2.TGE == '1';
                when '11' disabled = FALSE;
            if disabled then AArch64.AdvSIMDFPAccessTrap(EL2);
        else
            if CPTR_EL2.TSM == '1' then SMEAccessTrap(SMEExceptionType_AccessTrap, EL2);
            if CPTR_EL2.TFP == '1' then AArch64.AdvSIMDFPAccessTrap(EL2);

    // Check if access disabled in CPTR_EL3
    if HaveEL(EL3) then
        if CPTR_EL3.ESM == '0' then
            if EL3SDDUndef() then UNDEFINED;
            SMEAccessTrap(SMEExceptionType_AccessTrap, EL3);

        if CPTR_EL3.TFP == '1' then
            if EL3SDDUndef() then UNDEFINED;
            AArch64.AdvSIMDFPAccessTrap(EL3);
```

## Library pseudocode for aarch64/functions/sve/CheckSMEZT0Enabled

```
// CheckSMEZT0Enabled()
// =====
// Checks for ZT0 enabled.

CheckSMEZT0Enabled()
    if HaveEL(EL3) && SMCR_EL3.EZT0 == '0' && EL3SDDUndefPriority() then
        UNDEFINED;

    // Check if ZA and ZT0 are inactive in PSTATE
    if PSTATE.ZA == '0' then
        SMEAccessTrap(SMEExceptionType_InactiveZA, PSTATE.EL);

    // Check if EL0/EL1 accesses to ZT0 are disabled in SMCR_EL1
    if PSTATE.EL IN {EL0, EL1} && !IsInHost() then
        if SMCR_EL1.EZT0 == '0' then
            SMEAccessTrap(SMEExceptionType_InaccessibleZT0, EL1);

    // Check if EL0/EL1/EL2 accesses to ZT0 are disabled in SMCR_EL2
    if PSTATE.EL IN {EL0, EL1, EL2} && EL2Enabled() then
        if SMCR_EL2.EZT0 == '0' then
            SMEAccessTrap(SMEExceptionType_InaccessibleZT0, EL2);

    // Check if all accesses to ZT0 are disabled in SMCR_EL3
    if HaveEL(EL3) then
        if SMCR_EL3.EZT0 == '0' then
            if EL3SDDUndef() then UNDEFINED;
            SMEAccessTrap(SMEExceptionType_InaccessibleZT0, EL3);
```

## Library pseudocode for aarch64/functions/sve/CheckSVEEnabled

```
// CheckSVEEnabled()
// =====
// Checks for traps on SVE instructions and instructions that
// access SVE System registers.

CheckSVEEnabled()
    if IsFeatureImplemented(FEAT_SME) && PSTATE.SM == '1' then
        CheckSMEEnabled();
    elsif IsFeatureImplemented(FEAT_SME) && !IsFeatureImplemented(FEAT_SVE) then
        CheckStreamingSVEEnabled();
    else
        CheckOriginalSVEEnabled();
```

## Library pseudocode for aarch64/functions/sve/CheckStreamingSVEAndZAEEnabled

```
// CheckStreamingSVEAndZAEEnabled()
// =====

CheckStreamingSVEAndZAEEnabled()
    CheckStreamingSVEEnabled();

    if PSTATE.ZA == '0' then
        SMEAccessTrap(SMEExceptionType_InactiveZA, PSTATE.EL);
```

## Library pseudocode for aarch64/functions/sve/CheckStreamingSVEEnabled

```
// CheckStreamingSVEEnabled()
// =====

CheckStreamingSVEEnabled()
    CheckSMEEnabled();

    if PSTATE.SM == '0' then
        SMEAccessTrap(SMEExceptionType_NotStreaming, PSTATE.EL);
```

## Library pseudocode for aarch64/functions/sve/CurrentNSVL

```
// CurrentNSVL - non-assignment form
// =====
// Non-Streaming VL

integer CurrentNSVL
    integer vl;

    if PSTATE.EL == EL1 || (PSTATE.EL == EL0 && !IsInHost\(\)) then
        vl = UInt(ZCR_EL1.LEN);

    if PSTATE.EL == EL2 || (PSTATE.EL == EL0 && IsInHost\(\)) then
        vl = UInt(ZCR_EL2.LEN);
    elseif PSTATE.EL IN {EL0, EL1} && EL2Enabled\(\) then
        vl = Min(vl, UInt(ZCR_EL2.LEN));

    if PSTATE.EL == EL3 then
        vl = UInt(ZCR_EL3.LEN);
    elseif HaveEL(EL3) then
        vl = Min(vl, UInt(ZCR_EL3.LEN));

    vl = (vl + 1) * 128;
    vl = ImplementedSVEVectorLength(vl);

    return vl;
```

## Library pseudocode for aarch64/functions/sve/CurrentSVL

```
// CurrentSVL - non-assignment form
// =====
// Streaming SVL

integer CurrentSVL
    integer vl;

    if PSTATE.EL == EL1 || (PSTATE.EL == EL0 && !IsInHost\(\)) then
        vl = UInt(SMCR_EL1.LEN);

    if PSTATE.EL == EL2 || (PSTATE.EL == EL0 && IsInHost\(\)) then
        vl = UInt(SMCR_EL2.LEN);
    elseif PSTATE.EL IN {EL0, EL1} && EL2Enabled\(\) then
        vl = Min(vl, UInt(SMCR_EL2.LEN));

    if PSTATE.EL == EL3 then
        vl = UInt(SMCR_EL3.LEN);
    elseif HaveEL(EL3) then
        vl = Min(vl, UInt(SMCR_EL3.LEN));

    vl = (vl + 1) * 128;
    vl = ImplementedSMEVectorLength(vl);

    return vl;
```

## Library pseudocode for aarch64/functions/sve/CurrentVL

```
// CurrentVL - non-assignment form
// =====

integer CurrentVL
    return if IsFeatureImplemented(FEAT_SME) && PSTATE.SM == '1' then CurrentSVL else CurrentNSVL;
```



## Library pseudocode for aarch64/functions/sve/DecodePredCount

```
// DecodePredCount()
// =====

integer DecodePredCount(bits(5) bitpattern, integer esize)
    integer elements = CurrentVL DIV esize;
    integer numElem;
    case bitpattern of
        when '00000' numElem = FloorPow2(elements);
        when '00001' numElem = if elements >= 1 then 1 else 0;
        when '00010' numElem = if elements >= 2 then 2 else 0;
        when '00011' numElem = if elements >= 3 then 3 else 0;
        when '00100' numElem = if elements >= 4 then 4 else 0;
        when '00101' numElem = if elements >= 5 then 5 else 0;
        when '00110' numElem = if elements >= 6 then 6 else 0;
        when '00111' numElem = if elements >= 7 then 7 else 0;
        when '01000' numElem = if elements >= 8 then 8 else 0;
        when '01001' numElem = if elements >= 16 then 16 else 0;
        when '01010' numElem = if elements >= 32 then 32 else 0;
        when '01011' numElem = if elements >= 64 then 64 else 0;
        when '01100' numElem = if elements >= 128 then 128 else 0;
        when '01101' numElem = if elements >= 256 then 256 else 0;
        when '11101' numElem = elements - (elements MOD 4);
        when '11110' numElem = elements - (elements MOD 3);
        when '11111' numElem = elements;
        otherwise    numElem = 0;
    return numElem;
```

## Library pseudocode for aarch64/functions/sve/ElemFFR

```
// ElemFFR[] - non-assignment form
// =====

bit ElemFFR[integer e, integer esize]
    return PredicateElement(_FFR, e, esize);

// ElemFFR[] - assignment form
// =====

ElemFFR[integer e, integer esize] = bit value
    constant integer psize = esize DIV 8;
    constant integer n = e * psize;
    assert n >= 0 && (n + psize) <= CurrentVL DIV 8;
    _FFR<(n+psize)-1:n> = ZeroExtend(value, psize);
    return;
```

## Library pseudocode for aarch64/functions/sve/FFR

```
// FFR[] - non-assignment form
// =====

bits(width) FFR[integer width]
    assert width == CurrentVL DIV 8;
    return _FFR<width-1:0>;

// FFR[] - assignment form
// =====

FFR[integer width] = bits(width) value
    assert width == CurrentVL DIV 8;
    if ConstrainUnpredictableBool(Unpredictable\_SVEZEROUPPER) then
        _FFR = ZeroExtend(value, MAX\_PL);
    else
        _FFR<width-1:0> = value;
```

## Library pseudocode for aarch64/functions/sve/FPCompareNE

```
// FPCompareNE()
// =====

boolean FPCompareNE(bits(N) op1, bits(N) op2, FPCR_Type fpcr)
    assert N IN {16,32,64};
    boolean result;
    (type1,sign1,value1) = FPUnpack(op1, fpcr);
    (type2,sign2,value2) = FPUnpack(op2, fpcr);
    op1_nan = type1 IN {FPTType_SNaN, FPTType_QNaN};
    op2_nan = type2 IN {FPTType_SNaN, FPTType_QNaN};

    if op1_nan || op2_nan then
        result = TRUE;
        if type1 == FPTType_SNaN || type2 == FPTType_SNaN then
            FPProcessException(FPExc_InvalidOp, fpcr);
        else // All non-NaN cases can be evaluated on the values produced by FPUnpack()
            result = (value1 != value2);
            FPProcessDenorms(type1, type2, N, fpcr);
    return result;
```

## Library pseudocode for aarch64/functions/sve/FPCompareUN

```
// FPCompareUN()
// =====

boolean FPCompareUN(bits(N) op1, bits(N) op2, FPCR_Type fpcr)
    assert N IN {16,32,64};
    (type1,sign1,value1) = FPUnpack(op1, fpcr);
    (type2,sign2,value2) = FPUnpack(op2, fpcr);

    if type1 == FPTType_SNaN || type2 == FPTType_SNaN then
        FPProcessException(FPExc_InvalidOp, fpcr);

    result = type1 IN {FPTType_SNaN, FPTType_QNaN} || type2 IN {FPTType_SNaN, FPTType_QNaN};
    if !result then
        FPProcessDenorms(type1, type2, N, fpcr);

    return result;
```

## Library pseudocode for aarch64/functions/sve/FPConvertSVE

```
// FPConvertSVE()
// =====

bits(M) FPConvertSVE(bits(N) op, FPCR_Type fpcr_in, FPRounding rounding, integer M)
    FPCR_Type fpcr = fpcr_in;
    fpcr.AHP = '0';
    return FPConvert(op, fpcr, rounding, M);

// FPConvertSVE()
// =====

bits(M) FPConvertSVE(bits(N) op, FPCR_Type fpcr_in, integer M)
    FPCR_Type fpcr = fpcr_in;
    fpcr.AHP = '0';
    return FPConvert(op, fpcr, FPRoundingMode(fpcr), M);
```

## Library pseudocode for aarch64/functions/sve/FPExpA

```
// FPExpA()
// =====

bits(N) FPExpA(bits(N) op)
    assert N IN {16,32,64};
    bits(N) result;
    bits(N) coeff;
    integer idx = if N == 16 then UInt(op<4:0>) else UInt(op<5:0>);
    coeff = FPExpCoefficient[idx, N];
    if N == 16 then
        result<15:0> = '0':op<9:5>:coeff<9:0>;
    elsif N == 32 then
        result<31:0> = '0':op<13:6>:coeff<22:0>;
    else // N == 64
        result<63:0> = '0':op<16:6>:coeff<51:0>;

    return result;
```



```

// FPExpCoefficient()
// =====

bits(N) FPExpCoefficient[integer index, integer N]
  assert N IN {16,32,64};
  integer result;

  if N == 16 then
    case index of
      when 0 result = 0x000;
      when 1 result = 0x016;
      when 2 result = 0x02d;
      when 3 result = 0x045;
      when 4 result = 0x05d;
      when 5 result = 0x075;
      when 6 result = 0x08e;
      when 7 result = 0x0a8;
      when 8 result = 0x0c2;
      when 9 result = 0x0dc;
      when 10 result = 0x0f8;
      when 11 result = 0x114;
      when 12 result = 0x130;
      when 13 result = 0x14d;
      when 14 result = 0x16b;
      when 15 result = 0x189;
      when 16 result = 0x1a8;
      when 17 result = 0x1c8;
      when 18 result = 0x1e8;
      when 19 result = 0x209;
      when 20 result = 0x22b;
      when 21 result = 0x24e;
      when 22 result = 0x271;
      when 23 result = 0x295;
      when 24 result = 0x2ba;
      when 25 result = 0x2e0;
      when 26 result = 0x306;
      when 27 result = 0x32e;
      when 28 result = 0x356;
      when 29 result = 0x37f;
      when 30 result = 0x3a9;
      when 31 result = 0x3d4;

    elsif N == 32 then
      case index of
        when 0 result = 0x000000;
        when 1 result = 0x0164d2;
        when 2 result = 0x02cd87;
        when 3 result = 0x043a29;
        when 4 result = 0x05aac3;
        when 5 result = 0x071f62;
        when 6 result = 0x08980f;
        when 7 result = 0x0a14d5;
        when 8 result = 0x0b95c2;
        when 9 result = 0x0d1adf;
        when 10 result = 0x0ea43a;
        when 11 result = 0x1031dc;
        when 12 result = 0x11c3d3;
        when 13 result = 0x135a2b;
        when 14 result = 0x14f4f0;
        when 15 result = 0x16942d;
        when 16 result = 0x1837f0;
        when 17 result = 0x19e046;
        when 18 result = 0x1b8d3a;
        when 19 result = 0x1d3eda;
        when 20 result = 0x1ef532;
        when 21 result = 0x20b051;
        when 22 result = 0x227043;
        when 23 result = 0x243516;
        when 24 result = 0x25fed7;
        when 25 result = 0x27cd94;

```

```

when 26 result = 0x29a15b;
when 27 result = 0x2b7a3a;
when 28 result = 0x2d583f;
when 29 result = 0x2f3b79;
when 30 result = 0x3123f6;
when 31 result = 0x3311c4;
when 32 result = 0x3504f3;
when 33 result = 0x36fd92;
when 34 result = 0x38fbaf;
when 35 result = 0x3aff5b;
when 36 result = 0x3d08a4;
when 37 result = 0x3f179a;
when 38 result = 0x412c4d;
when 39 result = 0x4346cd;
when 40 result = 0x45672a;
when 41 result = 0x478d75;
when 42 result = 0x49b9be;
when 43 result = 0x4bec15;
when 44 result = 0x4e248c;
when 45 result = 0x506334;
when 46 result = 0x52a81e;
when 47 result = 0x54f35b;
when 48 result = 0x5744fd;
when 49 result = 0x599d16;
when 50 result = 0x5bfbb8;
when 51 result = 0x5e60f5;
when 52 result = 0x60ccdf;
when 53 result = 0x633f89;
when 54 result = 0x65b907;
when 55 result = 0x68396a;
when 56 result = 0x6ac0c7;
when 57 result = 0x6d4f30;
when 58 result = 0x6fe4ba;
when 59 result = 0x728177;
when 60 result = 0x75257d;
when 61 result = 0x77d0df;
when 62 result = 0x7a83b3;
when 63 result = 0x7d3e0c;

else // N == 64
  case index of
    when 0 result = 0x00000000000000;
    when 1 result = 0x02C9A3E778061;
    when 2 result = 0x059B0D3158574;
    when 3 result = 0x0874518759BC8;
    when 4 result = 0x0B5586CF9890F;
    when 5 result = 0x0E3EC32D3D1A2;
    when 6 result = 0x11301D0125B51;
    when 7 result = 0x1429AAEA92DE0;
    when 8 result = 0x172B83C7D517B;
    when 9 result = 0x1A35BEB6FCB75;
    when 10 result = 0x1D4873168B9AA;
    when 11 result = 0x2063B88628CD6;
    when 12 result = 0x2387A6E756238;
    when 13 result = 0x26B4565E27CDD;
    when 14 result = 0x29E9DF51FDEE1;
    when 15 result = 0x2D285A6E4030B;
    when 16 result = 0x306FE0A31B715;
    when 17 result = 0x33C08B26416FF;
    when 18 result = 0x371A7373AA9CB;
    when 19 result = 0x3A7DB34E59FF7;
    when 20 result = 0x3DEA64C123422;
    when 21 result = 0x4160A21F72E2A;
    when 22 result = 0x44E086061892D;
    when 23 result = 0x486A2B5C13CD0;
    when 24 result = 0x4BFDAD5362A27;
    when 25 result = 0x4F9B2769D2CA7;
    when 26 result = 0x5342B569D4F82;
    when 27 result = 0x56F4736B527DA;
    when 28 result = 0x5AB07DD485429;

```

```

when 29 result = 0x5E76F15AD2148;
when 30 result = 0x6247EB03A5585;
when 31 result = 0x6623882552225;
when 32 result = 0x6A09E667F3BCD;
when 33 result = 0x6DFB23C651A2F;
when 34 result = 0x71F75E8EC5F74;
when 35 result = 0x75FEB564267C9;
when 36 result = 0x7A11473EB0187;
when 37 result = 0x7E2F336CF4E62;
when 38 result = 0x82589994CCE13;
when 39 result = 0x868D99B4492ED;
when 40 result = 0x8ACE5422AA0DB;
when 41 result = 0x8F1AE99157736;
when 42 result = 0x93737B0CDC5E5;
when 43 result = 0x97D829FDE4E50;
when 44 result = 0x9C49182A3F090;
when 45 result = 0xA0C667B5DE565;
when 46 result = 0xA5503B23E255D;
when 47 result = 0xA9E6B5579FDBF;
when 48 result = 0xAE89F995AD3AD;
when 49 result = 0xB33A2B84F15FB;
when 50 result = 0xB7F76F2FB5E47;
when 51 result = 0xBCC1E904BC1D2;
when 52 result = 0xC199BDD85529C;
when 53 result = 0xC67F12E57D14B;
when 54 result = 0xCB720DCEF9069;
when 55 result = 0xD072D4A07897C;
when 56 result = 0xD5818DCFBA487;
when 57 result = 0xDA9E603DB3285;
when 58 result = 0xDFC97337B9B5F;
when 59 result = 0xE502EE78B3FF6;
when 60 result = 0xEA4AFA2A490DA;
when 61 result = 0xEFA1BEE615A27;
when 62 result = 0xF50765B6E4540;
when 63 result = 0xFA7C1819E90D8;

```

```
return result<N-1:0>;
```

## Library pseudocode for aarch64/functions/sve/FPLogB

```

// FPLogB()
// =====

bits(N) FPLogB(bits(N) op, FPCR_Type fpcr)
    assert N IN {16,32,64};
    integer result;
    (fptype,sign,value) = FPUnpack(op, fpcr);

    if fptype == FPType\_SNaN || fptype == FPType\_QNaN || fptype == FPType\_Zero then
        FPProcessException(FPExc\_InvalidOp, fpcr);
        result = -(2^(N-1)); // MinInt, 100..00
    elsif fptype == FPType\_Infinity then
        result = 2^(N-1) - 1; // MaxInt, 011..11
    else
        // FPUnpack has already scaled a subnormal input
        value = Abs(value);
        result = 0;
        while value < 1.0 do
            value = value * 2.0;
            result = result - 1;
        while value >= 2.0 do
            value = value / 2.0;
            result = result + 1;

        FPProcessDenorm(fptype, N, fpcr);
    return result<N-1:0>;

```

## Library pseudocode for aarch64/functions/sve/FPMinNormal

```
// FPMinNormal()
// =====

bits(N) FPMinNormal(bit sign, integer N)
    assert N IN {16,32,64};
    constant integer E = (if N == 16 then 5 elsif N == 32 then 8 else 11);
    constant integer F = N - (E + 1);
    exp = Zeros(E-1):'1';
    frac = Zeros(F);
    return sign : exp : frac;
```

## Library pseudocode for aarch64/functions/sve/FPOne

```
// FPOne()
// =====

bits(N) FPOne(bit sign, integer N)
    assert N IN {16,32,64};
    constant integer E = (if N == 16 then 5 elsif N == 32 then 8 else 11);
    constant integer F = N - (E + 1);
    exp = '0':Ones(E-1);
    frac = Zeros(F);
    return sign : exp : frac;
```

## Library pseudocode for aarch64/functions/sve/FPointFive

```
// FPointFive()
// =====

bits(N) FPointFive(bit sign, integer N)
    assert N IN {16,32,64};
    constant integer E = (if N == 16 then 5 elsif N == 32 then 8 else 11);
    constant integer F = N - (E + 1);
    exp = '0':Ones(E-2):'0';
    frac = Zeros(F);
    return sign : exp : frac;
```

## Library pseudocode for aarch64/functions/sve/FPReducePredicated

```
// FPReducePredicated()
// =====

bits(esize) FPReducePredicated(ReduceOp op, bits(N) input, bits(M) mask,
                                bits(esize) identity, FPCR_Type fpcr)
    assert(N == M * 8);
    assert IsPow2(N);
    bits(N) operand;
    integer elements = N DIV esize;

    for e = 0 to elements-1
        if e * esize < N && ActivePredicateElement(mask, e, esize) then
            Elem[operand, e, esize] = Elem[input, e, esize];
        else
            Elem[operand, e, esize] = identity;

    return FPReduce(op, operand, esize, fpcr);
```



## Library pseudocode for aarch64/functions/sve/FPScale

```
// FPScale()
// =====

bits(N) FPScale(bits(N) op, integer scale, FPCR_Type fpcr)
    assert N IN {16,32,64};
    bits(N) result;
    (fptype,sign,value) = FPUnpack(op, fpcr);

    if fptype == FPType\_SNaN || fptype == FPType\_QNaN then
        result = FPProcessNaN(fptype, op, fpcr);
    elsif fptype == FPType\_Zero then
        result = FPZero(sign, N);
    elsif fptype == FPType\_Infinity then
        result = FPInfinity(sign, N);
    else
        result = FPRound(value * (2.0^scale), fpcr, N);
        FPProcessDenorm(fptype, N, fpcr);
    return result;
```

## Library pseudocode for aarch64/functions/sve/FPTrigMAdd

```
// FPTrigMAdd()
// =====

bits(N) FPTrigMAdd(integer x_in, bits(N) op1, bits(N) op2_in, FPCR_Type fpcr)
    assert N IN {16,32,64};
    bits(N) coeff;
    bits(N) op2 = op2_in;
    integer x = x_in;
    assert x >= 0;
    assert x < 8;

    if op2<N-1> == '1' then
        x = x + 8;

    coeff = FPTrigMAddCoefficient[x, N];
    // Safer to use EffectiveFPCR() in case the input fpcr argument
    // is modified as opposed to actual value of FPCR

    op2 = FPAbs(op2, EffectiveFPCR());
    result = FPMulAdd(coeff, op1, op2, fpcr);
    return result;
```

## Library pseudocode for aarch64/functions/sve/FPTrigMAddCoefficient

```
// FPTrigMAddCoefficient()
// =====

bits(N) FPTrigMAddCoefficient[integer index, integer N]
  assert N IN {16,32,64};
  integer result;

  if N == 16 then
    case index of
      when 0 result = 0x3c00;
      when 1 result = 0xb155;
      when 2 result = 0x2030;
      when 3 result = 0x0000;
      when 4 result = 0x0000;
      when 5 result = 0x0000;
      when 6 result = 0x0000;
      when 7 result = 0x0000;
      when 8 result = 0x3c00;
      when 9 result = 0xb800;
      when 10 result = 0x293a;
      when 11 result = 0x0000;
      when 12 result = 0x0000;
      when 13 result = 0x0000;
      when 14 result = 0x0000;
      when 15 result = 0x0000;
    elseif N == 32 then
      case index of
        when 0 result = 0x3f800000;
        when 1 result = 0xbe2aaaab;
        when 2 result = 0x3c088886;
        when 3 result = 0xb95008b9;
        when 4 result = 0x36369d6d;
        when 5 result = 0x00000000;
        when 6 result = 0x00000000;
        when 7 result = 0x00000000;
        when 8 result = 0x3f800000;
        when 9 result = 0xbf000000;
        when 10 result = 0x3d2aaaa6;
        when 11 result = 0xbab60705;
        when 12 result = 0x37cd37cc;
        when 13 result = 0x00000000;
        when 14 result = 0x00000000;
        when 15 result = 0x00000000;
      else // N == 64
        case index of
          when 0 result = 0x3ff0000000000000;
          when 1 result = 0xbfc5555555555543;
          when 2 result = 0x3f8111111110f30c;
          when 3 result = 0xbf2a01a019b92fc6;
          when 4 result = 0x3ec71de351f3d22b;
          when 5 result = 0xbe5ae5e2b60f7b91;
          when 6 result = 0x3de5d8408868552f;
          when 7 result = 0x0000000000000000;
          when 8 result = 0x3ff0000000000000;
          when 9 result = 0xbfe0000000000000;
          when 10 result = 0x3fa5555555555536;
          when 11 result = 0xbf56c16c16c13a0b;
          when 12 result = 0x3efa01a019b1e8d8;
          when 13 result = 0xbe927e4f7282f468;
          when 14 result = 0x3e21ee96d2641b13;
          when 15 result = 0xbda8f76380fbb401;

  return result<N-1:0>;
```

### Library pseudocode for aarch64/functions/sve/FPTrigSMul

```
// FPTrigSMul()
// =====

bits(N) FPTrigSMul(bits(N) op1, bits(N) op2, FPCR_Type fpcr)
    assert N IN {16,32,64};
    result = FPMul(op1, op1, fpcr);
    fpexc = FALSE;
    (fptype, sign, value) = FPUnpack(result, fpcr, fpexc);

    if !(fptype IN {FPTType_QNaN, FPTType_SNaN}) then
        result<N-1> = op2<0>;

    return result;
```

### Library pseudocode for aarch64/functions/sve/FPTrigSSel

```
// FPTrigSSel()
// =====

bits(N) FPTrigSSel(bits(N) op1, bits(N) op2)
    assert N IN {16,32,64};
    bits(N) result;

    if op2<0> == '1' then
        result = FPOne(op2<1>, N);
    elsif op2<1> == '1' then
        result = FPNeg(op1, EffectiveFPCR());
    else
        result = op1;

    return result;
```

### Library pseudocode for aarch64/functions/sve/FirstActive

```
// FirstActive()
// =====

bit FirstActive(bits(N) mask, bits(N) x, integer esize)
    integer elements = N DIV (esize DIV 8);
    for e = 0 to elements-1
        if ActivePredicateElement(mask, e, esize) then
            return PredicateElement(x, e, esize);
    return '0';
```

### Library pseudocode for aarch64/functions/sve/FloorPow2

```
// FloorPow2()
// =====
// For a positive integer X, return the largest power of 2 <= X

integer FloorPow2(integer x)
    assert x >= 0;
    integer n = 1;
    if x == 0 then return 0;
    while x >= 2^n do
        n = n + 1;
    return 2^(n - 1);
```

## Library pseudocode for aarch64/functions/sve/Getter

```
// Getter for SVCR
// =====
// Returns PSTATE.<ZA, SM>

SVCR_Type SVCR
    SVCR_Type value = Zeros(62) : PSTATE.ZA : PSTATE.SM;
    return value;
```

## Library pseudocode for aarch64/functions/sve/HaveSVE2FP8DOT2

```
// HaveSVE2FP8DOT2()
// =====
// Returns TRUE if SVE2 FP8 dot product to half-precision instructions
// are implemented, FALSE otherwise.

boolean HaveSVE2FP8DOT2()
    return ((IsFeatureImplemented(FEAT_SVE2) && IsFeatureImplemented(FEAT_FP8DOT2)) ||
            IsFeatureImplemented(FEAT_SSVE_FP8DOT2));
```

## Library pseudocode for aarch64/functions/sve/HaveSVE2FP8DOT4

```
// HaveSVE2FP8DOT4()
// =====
// Returns TRUE if SVE2 FP8 dot product to single-precision instructions
// are implemented, FALSE otherwise.

boolean HaveSVE2FP8DOT4()
    return ((IsFeatureImplemented(FEAT_SVE2) && IsFeatureImplemented(FEAT_FP8DOT4)) ||
            IsFeatureImplemented(FEAT_SSVE_FP8DOT4));
```

## Library pseudocode for aarch64/functions/sve/HaveSVE2FP8FMA

```
// HaveSVE2FP8FMA()
// =====
// Returns TRUE if SVE2 FP8 multiply-accumulate to half-precision and single-precision
// instructions are implemented, FALSE otherwise.

boolean HaveSVE2FP8FMA()
    return ((IsFeatureImplemented(FEAT_SVE2) && IsFeatureImplemented(FEAT_FP8FMA)) ||
            IsFeatureImplemented(FEAT_SSVE_FP8FMA));
```

## Library pseudocode for aarch64/functions/sve/ImplementedSMEVectorLength

```
// ImplementedSMEVectorLength()
// =====
// Reduce SVE/SME vector length to a supported value (power of two)

integer ImplementedSMEVectorLength(integer nbits_in)
    integer maxbits = MaxImplementedSVL();
    assert 128 <= maxbits && maxbits <= 2048 && IsPow2(maxbits);
    integer nbits = Min(nbits_in, maxbits);
    assert 128 <= nbits && nbits <= 2048 && Align(nbits, 128) == nbits;

    // Search for a supported power-of-two VL less than or equal to nbits
    while nbits > 128 do
        if IsPow2(nbits) && SupportedPowerTwoSVL(nbits) then return nbits;
        nbits = nbits - 128;

    // Return the smallest supported power-of-two VL
    nbits = 128;
    while nbits < maxbits do
        if SupportedPowerTwoSVL(nbits) then return nbits;
        nbits = nbits * 2;

    // The only option is maxbits
    return maxbits;
```

## Library pseudocode for aarch64/functions/sve/ImplementedSVEVectorLength

```
// ImplementedSVEVectorLength()
// =====
// Reduce SVE vector length to a supported value (power of two)

integer ImplementedSVEVectorLength(integer nbits_in)
    integer maxbits = MaxImplementedVL();
    assert 128 <= maxbits && maxbits <= 2048 && IsPow2(maxbits);
    integer nbits = Min(nbits_in, maxbits);
    assert 128 <= nbits && nbits <= 2048 && Align(nbits, 128) == nbits;

    while nbits > 128 do
        if IsPow2(nbits) then return nbits;
        nbits = nbits - 128;
    return nbits;
```

## Library pseudocode for aarch64/functions/sve/InStreamingMode

```
// InStreamingMode()
// =====

boolean InStreamingMode()
    return IsFeatureImplemented(FEAT_SME) && PSTATE.SM == '1';
```

## Library pseudocode for aarch64/functions/sve/IntReducePredicated

```
// IntReducePredicated()
// =====

bits(esize) IntReducePredicated(ReduceOp op, bits(N) input, bits(M) mask, bits(esize) identity)
    assert(N == M * 8);
    constant integer p2bits = CeilPow2(N);
    bits(p2bits) operand;
    integer elements = p2bits DIV esize;

    for e = 0 to elements-1
        if e * esize < N && ActivePredicateElement(mask, e, esize) then
            Elem[operand, e, esize] = Elem[input, e, esize];
        else
            Elem[operand, e, esize] = identity;

    return IntReduce(op, operand, esize);
```

## Library pseudocode for aarch64/functions/sve/IsFPEnabled

```
// IsFPEnabled()
// =====
// Returns TRUE if accesses to the Advanced SIMD and floating-point
// registers are enabled at the target exception level in the current
// execution state and FALSE otherwise.

boolean IsFPEnabled(bits(2) el)
    if ELUsingAArch32(el) then
        return AArch32.IsFPEnabled(el);
    else
        return AArch64.IsFPEnabled(el);
```

## Library pseudocode for aarch64/functions/sve/IsFullA64Enabled

```
// IsFullA64Enabled()
// =====
// Returns TRUE is full A64 is enabled in Streaming mode and FALSE othersise.

boolean IsFullA64Enabled()
    if !IsFeatureImplemented(FEAT_SME_FA64) then return FALSE;

    // Check if full SVE disabled in SMCR_EL1
    if PSTATE.EL IN {EL0, EL1} && !IsInHost() then
        // Check full SVE at EL0/EL1
        if SMCR_EL1.FA64 == '0' then return FALSE;

    // Check if full SVE disabled in SMCR_EL2
    if PSTATE.EL IN {EL0, EL1, EL2} && EL2Enabled() then
        if SMCR_EL2.FA64 == '0' then return FALSE;

    // Check if full SVE disabled in SMCR_EL3
    if HaveEL(EL3) then
        if SMCR_EL3.FA64 == '0' then return FALSE;

    return TRUE;
```

## Library pseudocode for aarch64/functions/sve/IsOriginalSVEEnabled

```
// IsOriginalSVEEnabled()
// =====
// Returns TRUE if access to SVE functionality is enabled at the target
// exception level and FALSE otherwise.

boolean IsOriginalSVEEnabled(bits(2) el)
    boolean disabled;
    if ELUsingAArch32(el) then
        return FALSE;

    // Check if access disabled in CPACR_EL1
    if el IN {EL0, EL1} && !IsInHost() then
        // Check SVE at EL0/EL1
        case CPACR_EL1.ZEN of
            when 'x0' disabled = TRUE;
            when '01' disabled = el == EL0;
            when '11' disabled = FALSE;
        if disabled then return FALSE;

    // Check if access disabled in CPTR_EL2
    if el IN {EL0, EL1, EL2} && EL2Enabled() then
        if ELIsInHost(EL2) then
            case CPTR_EL2.ZEN of
                when 'x0' disabled = TRUE;
                when '01' disabled = el == EL0 && HCR_EL2.TGE == '1';
                when '11' disabled = FALSE;
            if disabled then return FALSE;
        else
            if CPTR_EL2.TZ == '1' then return FALSE;

    // Check if access disabled in CPTR_EL3
    if HaveEL(EL3) then
        if CPTR_EL3.EZ == '0' then return FALSE;

    return TRUE;
```

## Library pseudocode for aarch64/functions/sve/IsPow2

```
// IsPow2()
// =====
// Return TRUE if positive integer X is a power of 2. Otherwise,
// return FALSE.

boolean IsPow2(integer x)
    if x <= 0 then return FALSE;
    return FloorPow2(x) == CeilPow2(x);
```

## Library pseudocode for aarch64/functions/sve/IsSMEEnabled

```
// IsSMEEnabled()
// =====
// Returns TRUE if access to SME functionality is enabled at the target
// exception level and FALSE otherwise.

boolean IsSMEEnabled(bits(2) el)
    boolean disabled;
    if ELUsingAArch32(el) then
        return FALSE;

    // Check if access disabled in CPACR_EL1
    if el IN {EL0, EL1} && !IsInHost() then
        // Check SME at EL0/EL1
        case CPACR_EL1.SMEN of
            when 'x0' disabled = TRUE;
            when '01' disabled = el == EL0;
            when '11' disabled = FALSE;
        if disabled then return FALSE;

    // Check if access disabled in CPTR_EL2
    if el IN {EL0, EL1, EL2} && EL2Enabled() then
        if ELIsInHost(EL2) then
            case CPTR_EL2.SMEN of
                when 'x0' disabled = TRUE;
                when '01' disabled = el == EL0 && HCR_EL2.TGE == '1';
                when '11' disabled = FALSE;
            if disabled then return FALSE;
        else
            if CPTR_EL2.TSM == '1' then return FALSE;

    // Check if access disabled in CPTR_EL3
    if HaveEL(EL3) then
        if CPTR_EL3.ESM == '0' then return FALSE;

    return TRUE;
```

## Library pseudocode for aarch64/functions/sve/IsSVEEnabled

```
// IsSVEEnabled()
// =====
// Returns TRUE if access to SVE registers is enabled at the target exception
// level and FALSE otherwise.

boolean IsSVEEnabled(bits(2) el)
    if IsFeatureImplemented(FEAT_SME) && PSTATE.SM == '1' then
        return IsSMEEnabled(el);
    elseif IsFeatureImplemented(FEAT_SVE) then
        return IsOriginalSVEEnabled(el);
    else
        return FALSE;
```

## Library pseudocode for aarch64/functions/sve/LastActive

```
// LastActive()
// =====

bit LastActive(bits(N) mask, bits(N) x, integer esize)
    integer elements = N DIV (esize DIV 8);
    for e = elements-1 downto 0
        if ActivePredicateElement(mask, e, esize) then
            return PredicateElement(x, e, esize);
    return '0';
```



### Library pseudocode for aarch64/functions/sve/LastActiveElement

```
// LastActiveElement()
// =====

integer LastActiveElement(bits(N) mask, integer esize)
    integer elements = N DIV (esize DIV 8);
    for e = elements-1 downto 0
        if ActivePredicateElement(mask, e, esize) then return e;
    return -1;
```

### Library pseudocode for aarch64/functions/sve/MaxImplementedAnyVL

```
// MaxImplementedAnyVL()
// =====

integer MaxImplementedAnyVL()
    if IsFeatureImplemented(FEAT_SME) && IsFeatureImplemented(FEAT_SVE) then
        return Max(MaxImplementedVL(), MaxImplementedSVL());
    if IsFeatureImplemented(FEAT_SME) then
        return MaxImplementedSVL();
    return MaxImplementedVL();
```

### Library pseudocode for aarch64/functions/sve/MaxImplementedSVL

```
// MaxImplementedSVL()
// =====

integer MaxImplementedSVL()
    return integer IMPLEMENTATION_DEFINED "Max implemented SVL";
```

### Library pseudocode for aarch64/functions/sve/MaxImplementedVL

```
// MaxImplementedVL()
// =====

integer MaxImplementedVL()
    return integer IMPLEMENTATION_DEFINED "Max implemented VL";
```

## Library pseudocode for aarch64/functions/sve/MaybeZeroSVEUppers

```
// MaybeZeroSVEUppers()
// =====

MaybeZeroSVEUppers(bits(2) target_el)
    boolean lower_enabled;

    if UInt(target_el) <= UInt(PSTATE.EL) || !IsSVEEnabled(target_el) then
        return;

    if target_el == EL3 then
        if EL2Enabled() then
            lower_enabled = IsFPEEnabled(EL2);
        else
            lower_enabled = IsFPEEnabled(EL1);
    elseif target_el == EL2 then
        assert EL2Enabled() && !ELUsingAArch32(EL2);
        if HCR_EL2.TGE == '0' then
            lower_enabled = IsFPEEnabled(EL1);
        else
            lower_enabled = IsFPEEnabled(EL0);
    else
        assert target_el == EL1 && !ELUsingAArch32(EL1);
        lower_enabled = IsFPEEnabled(EL0);

    if lower_enabled then
        constant integer VL = if IsSVEEnabled(PSTATE.EL) then CurrentVL else 128;
        constant integer PL = VL DIV 8;
        for n = 0 to 31
            if ConstrainUnpredictableBool(Unpredictable_SVEZEROUPPER) then
                _Z[n] = ZeroExtend(_Z[n]<VL-1:0>, MAX_VL);
        for n = 0 to 15
            if ConstrainUnpredictableBool(Unpredictable_SVEZEROUPPER) then
                _P[n] = ZeroExtend(_P[n]<PL-1:0>, MAX_PL);
        if ConstrainUnpredictableBool(Unpredictable_SVEZEROUPPER) then
            _FFR = ZeroExtend(_FFR<PL-1:0>, MAX_PL);
        if IsFeatureImplemented(FEAT_SME) && PSTATE.ZA == '1' then
            constant integer SVL = CurrentSVL;
            constant integer accessiblevecs = SVL DIV 8;
            constant integer allvecs = MaxImplementedSVL() DIV 8;

            for n = 0 to accessiblevecs - 1
                if ConstrainUnpredictableBool(Unpredictable_SMEZEROUPPER) then
                    _ZA[n] = ZeroExtend(_ZA[n]<SVL-1:0>, MAX_VL);
            for n = accessiblevecs to allvecs - 1
                if ConstrainUnpredictableBool(Unpredictable_SMEZEROUPPER) then
                    _ZA[n] = Zeros(MAX_VL);
```

## Library pseudocode for aarch64/functions/sve/MemNF

```
// MemNF[] - non-assignment form
// =====

(bits(8*size), boolean) MemNF[bits(64) address, integer size, AccessDescriptor accdesc]
    assert size IN {1, 2, 4, 8, 16};
    bits(8*size) value;
    boolean bad;

    boolean aligned = IsAligned(address, size);

    if !aligned && AlignmentEnforced() then
        return (bits(8*size) UNKNOWN, TRUE);

    boolean atomic = aligned || size == 1;

    if !atomic then
        (value<7:0>, bad) = MemSingleNF[address, 1, accdesc, aligned];

        if bad then
            return (bits(8*size) UNKNOWN, TRUE);

        // For subsequent bytes, if they cross to a new translation page which assigns
        // Device memory type, it is CONSTRAINED UNPREDICTABLE whether an unaligned access
        // will generate an Alignment Fault.
        if !aligned then
            c = ConstrainUnpredictable(Unpredictable\_DEVPAGE2);
            assert c IN {Constraint\_FAULT, Constraint\_NONE};
            if c == Constraint\_NONE then aligned = TRUE;

        for i = 1 to size-1
            (value<8*i+7:8*i>, bad) = MemSingleNF[address+i, 1, accdesc, aligned];

            if bad then
                return (bits(8*size) UNKNOWN, TRUE);
    else
        (value, bad) = MemSingleNF[address, size, accdesc, aligned];
        if bad then
            return (bits(8*size) UNKNOWN, TRUE);

    if BigEndian(accdesc.acctype) then
        value = BigEndianReverse(value);

    return (value, FALSE);
```

## Library pseudocode for aarch64/functions/sve/MemSingleNF

```
// MemSingleNF[] - non-assignment form
// =====

(bits(8*size), boolean) MemSingleNF(bits(64) address, integer size, AccessDescriptor accdesc_in,
                                     boolean aligned]
    assert accdesc_in.acctype == AccessType\_SVE;
    assert accdesc_in.nonfault || (accdesc_in.firstfault && !accdesc_in.first);

    bits(8*size) value;
    AddressDescriptor memaddrdesc;
    PhysMemRetStatus memstatus;
    AccessDescriptor accdesc = accdesc_in;
    FaultRecord fault = NoFault(accdesc);

    // Implementation may suppress NF load for any reason
    if ConstrainUnpredictableBool(Unpredictable\_NONFAULT) then
        return (bits(8*size) UNKNOWN, TRUE);

    // If the instruction encoding permits tag checking, confer with system register configuration
    // which may override this.
    if IsFeatureImplemented(FEAT_MTE2) && accdesc.tagchecked then
        accdesc.tagchecked = AArch64.AccessIsTagChecked(address, accdesc);

    // MMU or MPU
    memaddrdesc = AArch64.TranslateAddress(address, accdesc, aligned, size);

    // Non-fault load from Device memory must not be performed externally
    if memaddrdesc.memattrs.memtype == MemType\_Device then
        return (bits(8*size) UNKNOWN, TRUE);

    // Check for aborts or debug exceptions
    if IsFault(memaddrdesc) then
        return (bits(8*size) UNKNOWN, TRUE);

    if IsFeatureImplemented(FEAT_MTE2) && accdesc.tagchecked then
        bits(4) ptag = AArch64.PhysicalTag(address);
        if (!AArch64.CheckTag(memaddrdesc, accdesc, ptag) &&
            AArch64.EffectiveTCF(accdesc.el, accdesc.read) != TCFType\_Ignore) then
            return (bits(8*size) UNKNOWN, TRUE);

    (memstatus, value) = PhysMemRead(memaddrdesc, size, accdesc);
    if IsFault(memstatus) then
        boolean iswrite = FALSE;
        if IsExternalAbortTakenSynchronously(memstatus, iswrite, memaddrdesc, size, accdesc) then
            return (bits(8*size) UNKNOWN, TRUE);
        fault.merrorstate = memstatus.merrorstate;
        fault.extflag = memstatus.extflag;
        fault.statuscode = memstatus.statuscode;
        PendSErrorInterrupt(fault);

    return (value, FALSE);
```

## Library pseudocode for aarch64/functions/sve/NoneActive

```
// NoneActive()
// =====

bit NoneActive(bits(N) mask, bits(N) x, integer esize)
    integer elements = N DIV (esize DIV 8);
    for e = 0 to elements-1
        if ActivePredicateElement(mask, e, esize) && ActivePredicateElement(x, e, esize) then
            return '0';
    return '1';
```

## Library pseudocode for aarch64/functions/sve/P

```
// P[] - non-assignment form
// =====

bits(width) P[integer n, integer width]
    assert n >= 0 && n <= 31;
    assert width == CurrentVL DIV 8;
    return _P[n]<width-1:0>;

// P[] - assignment form
// =====

P[integer n, integer width] = bits(width) value
    assert n >= 0 && n <= 31;
    assert width == CurrentVL DIV 8;
    if ConstrainUnpredictableBool(Unpredictable\_SVEZERoupper) then
        _P[n] = ZeroExtend(value, MAX\_PL);
    else
        _P[n]<width-1:0> = value;
```

## Library pseudocode for aarch64/functions/sve/PredTest

```
// PredTest()
// =====

bits(4) PredTest(bits(N) mask, bits(N) result, integer esize)
    bit n = FirstActive(mask, result, esize);
    bit z = NoneActive(mask, result, esize);
    bit c = NOT LastActive(mask, result, esize);
    bit v = '0';
    return n:z:c:v;
```

## Library pseudocode for aarch64/functions/sve/PredicateElement

```
// PredicateElement()
// =====
// Returns the predicate bit

bit PredicateElement(bits(N) pred, integer e, integer esize)
    assert esize IN {8, 16, 32, 64, 128};
    integer n = e * (esize DIV 8);
    assert n >= 0 && n < N;
    return pred<n>;
```

## Library pseudocode for aarch64/functions/sve/ResetSMEState

```
// ResetSMEState()
// =====

ResetSMEState(bit newenable)
    integer vectors = MAX\_VL DIV 8;
    if newenable == '1' then
        for n = 0 to vectors - 1
            _ZA[n] = Zeros(MAX\_VL);
            if IsFeatureImplemented(FEAT_SME2) then
                _ZT0 = Zeros(ZT0\_LEN);
    else
        for n = 0 to vectors - 1
            _ZA[n] = bits(MAX\_VL) UNKNOWN;
            if IsFeatureImplemented(FEAT_SME2) then
                _ZT0 = bits(ZT0\_LEN) UNKNOWN;
```

## Library pseudocode for aarch64/functions/sve/ResetSVERegisters

```
// ResetSVERegisters()
// =====

ResetSVERegisters()
  for n = 0 to 31
    _Z[n] = bits(MAX_VL) UNKNOWN;
  for n = 0 to 15
    _P[n] = bits(MAX_PL) UNKNOWN;
  _FFR = bits(MAX_PL) UNKNOWN;
```

## Library pseudocode for aarch64/functions/sve/ResetSVEState

```
// ResetSVEState()
// =====

ResetSVEState()
  for n = 0 to 31
    _Z[n] = Zeros(MAX_VL);
  for n = 0 to 15
    _P[n] = Zeros(MAX_PL);
  _FFR = Zeros(MAX_PL);
  FPSR = ZeroExtend(0x0800009f<31:0>, 64);
  FPMR = Zeros(64);
```

## Library pseudocode for aarch64/functions/sve/SMEAccessTrap

```
// SMEAccessTrap()
// =====
// Trapped access to SME registers due to CPACR_EL1, CPTR_EL2, or CPTR_EL3.

SMEAccessTrap(SMEExceptionType etype, bits(2) target_el_in)
  bits(2) target_el = target_el_in;
  assert UInt(target_el) >= UInt(PSTATE.EL);
  if target_el == EL0 then
    target_el = EL1;
  boolean route_to_el2;
  route_to_el2 = PSTATE.EL == EL0 && target_el == EL1 && EL2Enabled() && HCR_EL2.TGE == '1';

  except = ExceptionSyndrome(Exception SMEAccessTrap);
  bits(64) preferred_exception_return = ThisInstrAddr(64);
  vect_offset = 0x0;

  case etype of
    when SMEExceptionType AccessTrap
      except.syndrome<2:0> = '000';
    when SMEExceptionType Streaming
      except.syndrome<2:0> = '001';
    when SMEExceptionType NotStreaming
      except.syndrome<2:0> = '010';
    when SMEExceptionType InactiveZA
      except.syndrome<2:0> = '011';
    when SMEExceptionType InaccessibleZT0
      except.syndrome<2:0> = '100';

  if route_to_el2 then
    AArch64.TakeException(EL2, except, preferred_exception_return, vect_offset);
  else
    AArch64.TakeException(target_el, except, preferred_exception_return, vect_offset);
```

## Library pseudocode for aarch64/functions/sve/SMEExceptionType

```
// SMEExceptionType
// =====
enumeration SMEExceptionType {
    SMEExceptionType_AccessTrap,      // SME functionality trapped or disabled
    SMEExceptionType_Streaming,       // Illegal instruction in Streaming SVE mode
    SMEExceptionType_NotStreaming,    // Illegal instruction not in Streaming SVE mode
    SMEExceptionType_InactiveZA,      // Illegal instruction when ZA is inactive
    SMEExceptionType_InaccessibleZT0, // Access to ZT0 is disabled
};
```

## Library pseudocode for aarch64/functions/sve/SVEAccessTrap

```
// SVEAccessTrap()
// =====
// Trapped access to SVE registers due to CPACR_EL1, CPTR_EL2, or CPTR_EL3.

SVEAccessTrap(bits(2) target_el)
    assert UInt(target_el) >= UInt(PSTATE.EL) && target_el != EL0 && HaveEL(target_el);
    route_to_el2 = target_el == EL1 && EL2Enabled() && HCR_EL2.TGE == '1';

    except = ExceptionSyndrome(Exception_SVEAccessTrap);
    bits(64) preferred_exception_return = ThisInstrAddr(64);
    vect_offset = 0x0;

    if route_to_el2 then
        AArch64.TakeException(EL2, except, preferred_exception_return, vect_offset);
    else
        AArch64.TakeException(target_el, except, preferred_exception_return, vect_offset);
```

## Library pseudocode for aarch64/functions/sve/SVECmp

```
// SVECmp
// =====

enumeration SVECmp { Cmp_EQ, Cmp_NE, Cmp_GE, Cmp_GT, Cmp_LT, Cmp_LE, Cmp_UN };
```

## Library pseudocode for aarch64/functions/sve/SVEMoveMaskPreferred

```
// SVEMoveMaskPreferred()
// =====
// Return FALSE if a bitmask immediate encoding would generate an immediate
// value that could also be represented by a single DUP instruction.
// Used as a condition for the preferred MOV<-DUPM alias.

boolean SVEMoveMaskPreferred(bits(13) imm13)
    bits(64) imm;
    (imm, -) = DecodeBitMasks(imm13<12>, imm13<5:0>, imm13<11:6>, TRUE, 64);

    // Check for 8 bit immediates
    if !IsZero(imm<7:0>) then
        // Check for 'ffffffffffffxy' or '00000000000000xy'
        if IsZero(imm<63:7>) || IsOnes(imm<63:7>) then
            return FALSE;

        // Check for 'ffffffxyffffffxy' or '000000xy000000xy'
        if imm<63:32> == imm<31:0> && (IsZero(imm<31:7>) || IsOnes(imm<31:7>)) then
            return FALSE;

        // Check for 'ffxyffxyffxyffxy' or '00xy00xy00xy00xy'
        if (imm<63:32> == imm<31:0> && imm<31:16> == imm<15:0> &&
            (IsZero(imm<15:7>) || IsOnes(imm<15:7>))) then
            return FALSE;

        // Check for 'xyxyxyxyxyxyxyxy'
        if imm<63:32> == imm<31:0> && imm<31:16> == imm<15:0> && (imm<15:8> == imm<7:0>) then
            return FALSE;

    // Check for 16 bit immediates
    else
        // Check for 'ffffffffffffxy00' or '000000000000xy00'
        if IsZero(imm<63:15>) || IsOnes(imm<63:15>) then
            return FALSE;

        // Check for 'ffffxy00ffffxy00' or '0000xy000000xy00'
        if imm<63:32> == imm<31:0> && (IsZero(imm<31:7>) || IsOnes(imm<31:7>)) then
            return FALSE;

        // Check for 'xy00xy00xy00xy00'
        if imm<63:32> == imm<31:0> && imm<31:16> == imm<15:0> then
            return FALSE;

    return TRUE;
```

## Library pseudocode for aarch64/functions/sve/SetPSTATE\_SM

```
// SetPSTATE_SM()
// =====

SetPSTATE_SM(bit value)
    if PSTATE.SM != value then
        ResetSVEState();
        PSTATE.SM = value;
```

## Library pseudocode for aarch64/functions/sve/SetPSTATE\_ZA

```
// SetPSTATE_ZA()
// =====

SetPSTATE_ZA(bit value)
    if PSTATE.ZA != value then
        ResetSMEState(value);
        PSTATE.ZA = value;
```



## Library pseudocode for aarch64/functions/sve/Setter

```
// Setter for SVCR
// =====
// Sets PSTATE.<ZA, SM>

SVCR = SVCR_Type value
  SetPSTATE\_SM(value<0>);
  SetPSTATE\_ZA(value<1>);
return;
```

## Library pseudocode for aarch64/functions/sve/ShiftSat

```
// ShiftSat()
// =====

integer ShiftSat(integer shift, integer esize)
  if shift > esize+1 then return esize+1;
  elsif shift < -(esize+1) then return -(esize+1);
  return shift;
```

## Library pseudocode for aarch64/functions/sve/SupportedPowerTwoSVL

```
// SupportedPowerTwoSVL()
// =====
// Return an IMPLEMENTATION DEFINED specific value
// returns TRUE if SVL is supported and is a power of two, FALSE otherwise

boolean SupportedPowerTwoSVL(integer nbits);
```

## Library pseudocode for aarch64/functions/sve/System

```
constant integer MAX_VL = 2048;
constant integer MAX_PL = 256;
constant integer ZT0_LEN = 512;
bits(MAX\_PL) _FFR;

array bits(MAX\_VL) _Z[0..31];

array bits(MAX\_PL) _P[0..15];
```

## Library pseudocode for aarch64/functions/sve/Z

```
// Z[] - non-assignment form
// =====

bits(width) Z[integer n, integer width]
  assert n >= 0 && n <= 31;
  assert width == CurrentVL;
  return _Z[n]<width-1:0>;

// Z[] - assignment form
// =====

Z[integer n, integer width] = bits(width) value
  assert n >= 0 && n <= 31;
  assert width == CurrentVL;
  if ConstrainUnpredictableBool(Unpredictable\_SVEZEROUPPER) then
    _Z[n] = ZeroExtend(value, MAX\_VL);
  else
    _Z[n]<width-1:0> = value;
```

## Library pseudocode for aarch64/functions/syshintop/SystemHintOp

```
// SystemHintOp
// =====
// System Hint instruction types.

enumeration SystemHintOp {
    SystemHintOp_NOP,
    SystemHintOp_YIELD,
    SystemHintOp_WFE,
    SystemHintOp_WFI,
    SystemHintOp_SEV,
    SystemHintOp_SEVL,
    SystemHintOp_DGH,
    SystemHintOp_ESB,
    SystemHintOp_PSB,
    SystemHintOp_TSB,
    SystemHintOp_BTI,
    SystemHintOp_WFET,
    SystemHintOp_WFIT,
    SystemHintOp_CLRBHB,
    SystemHintOp_GCSB,
    SystemHintOp_CHKFEAT,
    SystemHintOp_CSDB
};
```



```

// SysOp()
// =====

SystemOp SysOp(bits(3) op1, bits(4) CRn, bits(4) CRm, bits(3) op2)
  case op1:CRn:CRm:op2 of
    when '000 0111 1000 000' return Sys AT;      // S1E1R
    when '000 0111 1000 001' return Sys AT;      // S1E1W
    when '000 0111 1000 010' return Sys AT;      // S1E0R
    when '000 0111 1000 011' return Sys AT;      // S1E0W
    when '000 0111 1001 000' return Sys AT;      // S1E1RP
    when '000 0111 1001 001' return Sys AT;      // S1E1WP
    when '100 0111 1000 000' return Sys AT;      // S1E2R
    when '100 0111 1000 001' return Sys AT;      // S1E2W
    when '100 0111 1000 100' return Sys AT;      // S12E1R
    when '100 0111 1000 101' return Sys AT;      // S12E1W
    when '100 0111 1000 110' return Sys AT;      // S12E0R
    when '100 0111 1000 111' return Sys AT;      // S12E0W
    when '110 0111 1000 000' return Sys AT;      // S1E3R
    when '110 0111 1000 001' return Sys AT;      // S1E3W
    when '001 0111 0010 100' return Sys BRB;     // IALL
    when '001 0111 0010 101' return Sys BRB;     // INJ
    when '000 0111 0110 001' return Sys DC;      // IVAC
    when '000 0111 0110 010' return Sys DC;      // ISW
    when '000 0111 0110 011' return Sys DC;      // IGVAC
    when '000 0111 0110 100' return Sys DC;      // IGSW
    when '000 0111 0110 101' return Sys DC;      // IGDVAC
    when '000 0111 0110 110' return Sys DC;      // IGDSW
    when '000 0111 1010 010' return Sys DC;      // CSW
    when '000 0111 1010 100' return Sys DC;      // CGSW
    when '000 0111 1010 110' return Sys DC;      // CGDSW
    when '000 0111 1110 010' return Sys DC;      // CISW
    when '000 0111 1110 100' return Sys DC;      // CIGSW
    when '000 0111 1110 110' return Sys DC;      // CIGDSW
    when '011 0111 0100 001' return Sys DC;      // ZVA
    when '011 0111 0100 011' return Sys DC;      // GVA
    when '011 0111 0100 100' return Sys DC;      // GZVA
    when '011 0111 1010 001' return Sys DC;      // CVAC
    when '011 0111 1010 011' return Sys DC;      // CGVAC
    when '011 0111 1010 101' return Sys DC;      // CGDVAC
    when '011 0111 1011 001' return Sys DC;      // CVAU
    when '011 0111 1100 001' return Sys DC;      // CVAP
    when '011 0111 1100 011' return Sys DC;      // CGVAP
    when '011 0111 1100 101' return Sys DC;      // CGDVAP
    when '011 0111 1101 001' return Sys DC;      // CVADP
    when '011 0111 1101 011' return Sys DC;      // CGVADP
    when '011 0111 1101 101' return Sys DC;      // CGDVADP
    when '011 0111 1110 001' return Sys DC;      // CIVAC
    when '011 0111 1110 011' return Sys DC;      // CIGVAC
    when '011 0111 1110 101' return Sys DC;      // CIGDVAC
    when '100 0111 1110 000' return Sys DC;      // CIPAE
    when '100 0111 1110 111' return Sys DC;      // CIGDPAE
    when '110 0111 1110 001' return Sys DC;      // CIPAPA
    when '110 0111 1110 101' return Sys DC;      // CIGDPAPA
    when '000 0111 0001 000' return Sys IC;      // IALLUIS
    when '000 0111 0101 000' return Sys IC;      // IALLU
    when '011 0111 0101 001' return Sys IC;      // IVAU
    when '000 1000 0001 000' return Sys TLBI;    // VMALLE1OS
    when '000 1000 0001 001' return Sys TLBI;    // VAE1OS
    when '000 1000 0001 010' return Sys TLBI;    // ASIDE1OS
    when '000 1000 0001 011' return Sys TLBI;    // VAAE1OS
    when '000 1000 0001 101' return Sys TLBI;    // VALE1OS
    when '000 1000 0001 111' return Sys TLBI;    // VAALE1OS
    when '000 1000 0010 001' return Sys TLBI;    // RVAE1IS
    when '000 1000 0010 011' return Sys TLBI;    // RVAAE1IS
    when '000 1000 0010 101' return Sys TLBI;    // RVALE1IS
    when '000 1000 0010 111' return Sys TLBI;    // RVAALE1IS
    when '000 1000 0011 000' return Sys TLBI;    // VMALLE1IS
    when '000 1000 0011 001' return Sys TLBI;    // VAE1IS
    when '000 1000 0011 010' return Sys TLBI;    // ASIDE1IS
    when '000 1000 0011 011' return Sys TLBI;    // VAAE1IS

```

```

when '000 1000 0011 101' return Sys TLBI; // VALE1IS
when '000 1000 0011 111' return Sys TLBI; // VAALE1IS
when '000 1000 0101 001' return Sys TLBI; // RVAE1OS
when '000 1000 0101 011' return Sys TLBI; // RVAAE1OS
when '000 1000 0101 101' return Sys TLBI; // RVALE1OS
when '000 1000 0101 111' return Sys TLBI; // RVAALE1OS
when '000 1000 0110 001' return Sys TLBI; // RVAE1
when '000 1000 0110 011' return Sys TLBI; // RVAAE1
when '000 1000 0110 101' return Sys TLBI; // RVALE1
when '000 1000 0110 111' return Sys TLBI; // RVAALE1
when '000 1000 0111 000' return Sys TLBI; // VMALLE1
when '000 1000 0111 001' return Sys TLBI; // VAE1
when '000 1000 0111 010' return Sys TLBI; // ASIDE1
when '000 1000 0111 011' return Sys TLBI; // VAAE1
when '000 1000 0111 101' return Sys TLBI; // VALE1
when '000 1000 0111 111' return Sys TLBI; // VAALE1
when '000 1001 0001 000' return Sys TLBI; // VMALLE1OSNXS
when '000 1001 0001 001' return Sys TLBI; // VAE1OSNXS
when '000 1001 0001 010' return Sys TLBI; // ASIDE1OSNXS
when '000 1001 0001 011' return Sys TLBI; // VAAE1OSNXS
when '000 1001 0001 101' return Sys TLBI; // VALE1OSNXS
when '000 1001 0001 111' return Sys TLBI; // VAALE1OSNXS
when '000 1001 0010 001' return Sys TLBI; // RVAE1ISNXS
when '000 1001 0010 011' return Sys TLBI; // RVAAE1ISNXS
when '000 1001 0010 101' return Sys TLBI; // RVALE1ISNXS
when '000 1001 0010 111' return Sys TLBI; // RVAALE1ISNXS
when '000 1001 0011 000' return Sys TLBI; // VMALLE1ISNXS
when '000 1001 0011 001' return Sys TLBI; // VAE1ISNXS
when '000 1001 0011 010' return Sys TLBI; // ASIDE1ISNXS
when '000 1001 0011 011' return Sys TLBI; // VAAE1ISNXS
when '000 1001 0011 101' return Sys TLBI; // VALE1ISNXS
when '000 1001 0011 111' return Sys TLBI; // VAALE1ISNXS
when '000 1001 0101 001' return Sys TLBI; // RVAE1OSNXS
when '000 1001 0101 011' return Sys TLBI; // RVAAE1OSNXS
when '000 1001 0101 101' return Sys TLBI; // RVALE1OSNXS
when '000 1001 0101 111' return Sys TLBI; // RVAALE1OSNXS
when '000 1001 0110 001' return Sys TLBI; // RVAE1NXS
when '000 1001 0110 011' return Sys TLBI; // RVAAE1NXS
when '000 1001 0110 101' return Sys TLBI; // RVALE1NXS
when '000 1001 0110 111' return Sys TLBI; // RVAALE1NXS
when '000 1001 0111 000' return Sys TLBI; // VMALLE1NXS
when '000 1001 0111 001' return Sys TLBI; // VAE1NXS
when '000 1001 0111 010' return Sys TLBI; // ASIDE1NXS
when '000 1001 0111 011' return Sys TLBI; // VAAE1NXS
when '000 1001 0111 101' return Sys TLBI; // VALE1NXS
when '000 1001 0111 111' return Sys TLBI; // VAALE1NXS
when '100 1000 0000 001' return Sys TLBI; // IPAS2E1IS
when '100 1000 0000 010' return Sys TLBI; // RIPAS2E1IS
when '100 1000 0000 101' return Sys TLBI; // IPAS2LE1IS
when '100 1000 0000 110' return Sys TLBI; // RIPAS2LE1IS
when '100 1000 0001 000' return Sys TLBI; // ALLE2OS
when '100 1000 0001 001' return Sys TLBI; // VAE2OS
when '100 1000 0001 100' return Sys TLBI; // ALLE1OS
when '100 1000 0001 101' return Sys TLBI; // VALE2OS
when '100 1000 0001 110' return Sys TLBI; // VMALLS12E1OS
when '100 1000 0010 001' return Sys TLBI; // RVAE2IS
when '100 1000 0010 101' return Sys TLBI; // RVALE2IS
when '100 1000 0011 000' return Sys TLBI; // ALLE2IS
when '100 1000 0011 001' return Sys TLBI; // VAE2IS
when '100 1000 0011 100' return Sys TLBI; // ALLE1IS
when '100 1000 0011 101' return Sys TLBI; // VALE2IS
when '100 1000 0011 110' return Sys TLBI; // VMALLS12E1IS
when '100 1000 0100 000' return Sys TLBI; // IPAS2E1OS
when '100 1000 0100 001' return Sys TLBI; // IPAS2E1
when '100 1000 0100 010' return Sys TLBI; // RIPAS2E1
when '100 1000 0100 011' return Sys TLBI; // RIPAS2E1OS
when '100 1000 0100 100' return Sys TLBI; // IPAS2LE1OS
when '100 1000 0100 101' return Sys TLBI; // IPAS2LE1
when '100 1000 0100 110' return Sys TLBI; // RIPAS2LE1
when '100 1000 0100 111' return Sys TLBI; // RIPAS2LE1OS

```

```

when '100 1000 0101 001' return Sys TLBI; // RVAE2OS
when '100 1000 0101 101' return Sys TLBI; // RVAE2OS
when '100 1000 0110 001' return Sys TLBI; // RVAE2
when '100 1000 0110 101' return Sys TLBI; // RVAE2
when '100 1000 0111 000' return Sys TLBI; // ALLE2
when '100 1000 0111 001' return Sys TLBI; // VAE2
when '100 1000 0111 100' return Sys TLBI; // ALLE1
when '100 1000 0111 101' return Sys TLBI; // VALE2
when '100 1000 0111 110' return Sys TLBI; // VMALLS12E1
when '100 1001 0000 001' return Sys TLBI; // IPAS2E1ISNXS
when '100 1001 0000 010' return Sys TLBI; // RIPAS2E1ISNXS
when '100 1001 0000 101' return Sys TLBI; // IPAS2LE1ISNXS
when '100 1001 0000 110' return Sys TLBI; // RIPAS2LE1ISNXS
when '100 1001 0001 000' return Sys TLBI; // ALLE2OSNXS
when '100 1001 0001 001' return Sys TLBI; // VAE2OSNXS
when '100 1001 0001 100' return Sys TLBI; // ALLE1OSNXS
when '100 1001 0001 101' return Sys TLBI; // VALE2OSNXS
when '100 1001 0001 110' return Sys TLBI; // VMALLS12E1OSNXS
when '100 1001 0010 001' return Sys TLBI; // RVAE2ISNXS
when '100 1001 0010 101' return Sys TLBI; // RVALE2ISNXS
when '100 1001 0011 000' return Sys TLBI; // ALLE2ISNXS
when '100 1001 0011 001' return Sys TLBI; // VAE2ISNXS
when '100 1001 0011 100' return Sys TLBI; // ALLE1ISNXS
when '100 1001 0011 101' return Sys TLBI; // VALE2ISNXS
when '100 1001 0011 110' return Sys TLBI; // VMALLS12E1ISNXS
when '100 1001 0100 000' return Sys TLBI; // IPAS2E1OSNXS
when '100 1001 0100 001' return Sys TLBI; // IPAS2E1NXS
when '100 1001 0100 010' return Sys TLBI; // RIPAS2E1NXS
when '100 1001 0100 011' return Sys TLBI; // RIPAS2E1OSNXS
when '100 1001 0100 100' return Sys TLBI; // IPAS2LE1OSNXS
when '100 1001 0100 101' return Sys TLBI; // IPAS2LE1NXS
when '100 1001 0100 110' return Sys TLBI; // RIPAS2LE1NXS
when '100 1001 0100 111' return Sys TLBI; // RIPAS2LE1OSNXS
when '100 1001 0101 001' return Sys TLBI; // RVAE2OSNXS
when '100 1001 0101 101' return Sys TLBI; // RVALE2OSNXS
when '100 1001 0110 001' return Sys TLBI; // RVAE2NXS
when '100 1001 0110 101' return Sys TLBI; // RVALE2NXS
when '100 1001 0111 000' return Sys TLBI; // ALLE2NXS
when '100 1001 0111 001' return Sys TLBI; // VAE2NXS
when '100 1001 0111 100' return Sys TLBI; // ALLE1NXS
when '100 1001 0111 101' return Sys TLBI; // VALE2NXS
when '100 1001 0111 110' return Sys TLBI; // VMALLS12E1NXS
when '110 1000 0001 000' return Sys TLBI; // ALLE3OS
when '110 1000 0001 001' return Sys TLBI; // VAE3OS
when '110 1000 0001 100' return Sys TLBI; // PAALLOS
when '110 1000 0001 101' return Sys TLBI; // VALE3OS
when '110 1000 0010 001' return Sys TLBI; // RVAE3IS
when '110 1000 0010 101' return Sys TLBI; // RVALE3IS
when '110 1000 0011 000' return Sys TLBI; // ALLE3IS
when '110 1000 0011 001' return Sys TLBI; // VAE3IS
when '110 1000 0011 101' return Sys TLBI; // VALE3IS
when '110 1000 0100 011' return Sys TLBI; // RPAOS
when '110 1000 0100 111' return Sys TLBI; // RPALOS
when '110 1000 0101 001' return Sys TLBI; // RVAE3OS
when '110 1000 0101 101' return Sys TLBI; // RVALE3OS
when '110 1000 0110 001' return Sys TLBI; // RVAE3
when '110 1000 0110 101' return Sys TLBI; // RVALE3
when '110 1000 0111 000' return Sys TLBI; // ALLE3
when '110 1000 0111 001' return Sys TLBI; // VAE3
when '110 1000 0111 100' return Sys TLBI; // PAALL
when '110 1000 0111 101' return Sys TLBI; // VALE3
when '110 1001 0001 000' return Sys TLBI; // ALLE3OSNXS
when '110 1001 0001 001' return Sys TLBI; // VAE3OSNXS
when '110 1001 0001 101' return Sys TLBI; // VALE3OSNXS
when '110 1001 0010 001' return Sys TLBI; // RVAE3ISNXS
when '110 1001 0010 101' return Sys TLBI; // RVALE3ISNXS
when '110 1001 0011 000' return Sys TLBI; // ALLE3ISNXS
when '110 1001 0011 001' return Sys TLBI; // VAE3ISNXS
when '110 1001 0011 101' return Sys TLBI; // VALE3ISNXS
when '110 1001 0101 001' return Sys TLBI; // RVAE3OSNXS

```

```

when '110 1001 0101 101' return Sys\_TLBI; // RVALE3OSNXS
when '110 1001 0110 001' return Sys\_TLBI; // RVAE3NXS
when '110 1001 0110 101' return Sys\_TLBI; // RVALE3NXS
when '110 1001 0111 000' return Sys\_TLBI; // ALLE3NXS
when '110 1001 0111 001' return Sys\_TLBI; // VAE3NXS
when '110 1001 0111 101' return Sys\_TLBI; // VALE3NXS
otherwise                    return Sys\_SYS;

```

### Library pseudocode for aarch64/functions/sysop/SystemOp

```

// SystemOp
// =====
// System instruction types.

enumeration SystemOp {Sys_AT, Sys_BRB, Sys_DC, Sys_IC, Sys_TLBI, Sys_SYS};

```





```

// SysOp128()
// =====

SystemOp128 SysOp128(bits(3) op1, bits(4) CRn, bits(4) CRm, bits(3) op2)
  case op1:CRn:CRm:op2 of
    when '000 1000 0001 001' return Sys_TLBIP; // VAE1OS
    when '000 1000 0001 011' return Sys_TLBIP; // VAAE1OS
    when '000 1000 0001 101' return Sys_TLBIP; // VALE1OS
    when '000 1000 0001 111' return Sys_TLBIP; // VAALE1OS
    when '000 1000 0011 001' return Sys_TLBIP; // VAE1IS
    when '000 1000 0011 011' return Sys_TLBIP; // VAAE1IS
    when '000 1000 0011 101' return Sys_TLBIP; // VALE1IS
    when '000 1000 0011 111' return Sys_TLBIP; // VAALE1IS
    when '000 1000 0111 001' return Sys_TLBIP; // VAE1
    when '000 1000 0111 011' return Sys_TLBIP; // VAAE1
    when '000 1000 0111 101' return Sys_TLBIP; // VALE1
    when '000 1000 0111 111' return Sys_TLBIP; // VAALE1
    when '000 1001 0001 001' return Sys_TLBIP; // VAE1OSNXS
    when '000 1001 0001 011' return Sys_TLBIP; // VAAE1OSNXS
    when '000 1001 0001 101' return Sys_TLBIP; // VALE1OSNXS
    when '000 1001 0001 111' return Sys_TLBIP; // VAALE1OSNXS
    when '000 1001 0011 001' return Sys_TLBIP; // VAE1ISNXS
    when '000 1001 0011 011' return Sys_TLBIP; // VAAE1ISNXS
    when '000 1001 0011 101' return Sys_TLBIP; // VALE1ISNXS
    when '000 1001 0011 111' return Sys_TLBIP; // VAALE1ISNXS
    when '000 1001 0111 001' return Sys_TLBIP; // VAE1NXS
    when '000 1001 0111 011' return Sys_TLBIP; // VAAE1NXS
    when '000 1001 0111 101' return Sys_TLBIP; // VALE1NXS
    when '000 1001 0111 111' return Sys_TLBIP; // VAALE1NXS
    when '100 1000 0001 001' return Sys_TLBIP; // VAE2OS
    when '100 1000 0001 101' return Sys_TLBIP; // VALE2OS
    when '100 1000 0011 001' return Sys_TLBIP; // VAE2IS
    when '100 1000 0011 101' return Sys_TLBIP; // VALE2IS
    when '100 1000 0111 001' return Sys_TLBIP; // VAE2
    when '100 1000 0111 101' return Sys_TLBIP; // VALE2
    when '100 1001 0001 001' return Sys_TLBIP; // VAE2OSNXS
    when '100 1001 0001 101' return Sys_TLBIP; // VALE2OSNXS
    when '100 1001 0011 001' return Sys_TLBIP; // VAE2ISNXS
    when '100 1001 0011 101' return Sys_TLBIP; // VALE2ISNXS
    when '100 1001 0111 001' return Sys_TLBIP; // VAE2NXS
    when '100 1001 0111 101' return Sys_TLBIP; // VALE2NXS
    when '110 1000 0001 001' return Sys_TLBIP; // VAE3OS
    when '110 1000 0001 101' return Sys_TLBIP; // VALE3OS
    when '110 1000 0011 001' return Sys_TLBIP; // VAE3IS
    when '110 1000 0011 101' return Sys_TLBIP; // VALE3IS
    when '110 1000 0111 001' return Sys_TLBIP; // VAE3
    when '110 1000 0111 101' return Sys_TLBIP; // VALE3
    when '110 1001 0001 001' return Sys_TLBIP; // VAE3OSNXS
    when '110 1001 0001 101' return Sys_TLBIP; // VALE3OSNXS
    when '110 1001 0011 001' return Sys_TLBIP; // VAE3ISNXS
    when '110 1001 0011 101' return Sys_TLBIP; // VALE3ISNXS
    when '110 1001 0111 001' return Sys_TLBIP; // VAE3NXS
    when '110 1001 0111 101' return Sys_TLBIP; // VALE3NXS
    when '100 1000 0000 001' return Sys_TLBIP; // IPAS2E1IS
    when '100 1000 0000 101' return Sys_TLBIP; // IPAS2LE1IS
    when '100 1000 0100 000' return Sys_TLBIP; // IPAS2E1OS
    when '100 1000 0100 001' return Sys_TLBIP; // IPAS2E1
    when '100 1000 0100 100' return Sys_TLBIP; // IPAS2LE1OS
    when '100 1000 0100 101' return Sys_TLBIP; // IPAS2LE1
    when '100 1001 0000 001' return Sys_TLBIP; // IPAS2E1ISNXS
    when '100 1001 0000 101' return Sys_TLBIP; // IPAS2LE1ISNXS
    when '100 1001 0100 000' return Sys_TLBIP; // IPAS2E1OSNXS
    when '100 1001 0100 001' return Sys_TLBIP; // IPAS2E1NXS
    when '100 1001 0100 100' return Sys_TLBIP; // IPAS2LE1OSNXS
    when '100 1001 0100 101' return Sys_TLBIP; // IPAS2LE1NXS
    when '000 1000 0010 001' return Sys_TLBIP; // RVAE1IS
    when '000 1000 0010 011' return Sys_TLBIP; // RVAE1IS
    when '000 1000 0010 101' return Sys_TLBIP; // RVALE1IS
    when '000 1000 0010 111' return Sys_TLBIP; // RVALE1IS
    when '000 1000 0101 001' return Sys_TLBIP; // RVAE1OS

```

```

when '000 1000 0101 011' return Sys_TLBIP; // RVAAE1OS
when '000 1000 0101 101' return Sys_TLBIP; // RVALE1OS
when '000 1000 0101 111' return Sys_TLBIP; // RVAALE1OS
when '000 1000 0110 001' return Sys_TLBIP; // RVAE1
when '000 1000 0110 011' return Sys_TLBIP; // RVAAE1
when '000 1000 0110 101' return Sys_TLBIP; // RVALE1
when '000 1000 0110 111' return Sys_TLBIP; // RVAALE1
when '000 1001 0010 001' return Sys_TLBIP; // RVAE1ISNXS
when '000 1001 0010 011' return Sys_TLBIP; // RVAAE1ISNXS
when '000 1001 0010 101' return Sys_TLBIP; // RVALE1ISNXS
when '000 1001 0010 111' return Sys_TLBIP; // RVAALE1ISNXS
when '000 1001 0101 001' return Sys_TLBIP; // RVAE1OSNXS
when '000 1001 0101 011' return Sys_TLBIP; // RVAAE1OSNXS
when '000 1001 0101 101' return Sys_TLBIP; // RVALE1OSNXS
when '000 1001 0101 111' return Sys_TLBIP; // RVAALE1OSNXS
when '000 1001 0110 001' return Sys_TLBIP; // RVAE1NXS
when '000 1001 0110 011' return Sys_TLBIP; // RVAAE1NXS
when '000 1001 0110 101' return Sys_TLBIP; // RVALE1NXS
when '000 1001 0110 111' return Sys_TLBIP; // RVAALE1NXS
when '100 1000 0010 001' return Sys_TLBIP; // RVAE2IS
when '100 1000 0010 101' return Sys_TLBIP; // RVALE2IS
when '100 1000 0101 001' return Sys_TLBIP; // RVAE2OS
when '100 1000 0101 101' return Sys_TLBIP; // RVALE2OS
when '100 1000 0110 001' return Sys_TLBIP; // RVAE2
when '100 1000 0110 101' return Sys_TLBIP; // RVALE2
when '100 1001 0010 001' return Sys_TLBIP; // RVAE2ISNXS
when '100 1001 0010 101' return Sys_TLBIP; // RVALE2ISNXS
when '100 1001 0101 001' return Sys_TLBIP; // RVAE2OSNXS
when '100 1001 0101 101' return Sys_TLBIP; // RVALE2OSNXS
when '100 1001 0110 001' return Sys_TLBIP; // RVAE2NXS
when '100 1001 0110 101' return Sys_TLBIP; // RVALE2NXS
when '110 1000 0010 001' return Sys_TLBIP; // RVAE3IS
when '110 1000 0010 101' return Sys_TLBIP; // RVALE3IS
when '110 1000 0101 001' return Sys_TLBIP; // RVAE3OS
when '110 1000 0101 101' return Sys_TLBIP; // RVALE3OS
when '110 1000 0110 001' return Sys_TLBIP; // RVAE3
when '110 1000 0110 101' return Sys_TLBIP; // RVALE3
when '110 1001 0010 001' return Sys_TLBIP; // RVAE3ISNXS
when '110 1001 0010 101' return Sys_TLBIP; // RVALE3ISNXS
when '110 1001 0101 001' return Sys_TLBIP; // RVAE3OSNXS
when '110 1001 0101 101' return Sys_TLBIP; // RVALE3OSNXS
when '110 1001 0110 001' return Sys_TLBIP; // RVAE3NXS
when '110 1001 0110 101' return Sys_TLBIP; // RVALE3NXS
when '100 1000 0000 010' return Sys_TLBIP; // RIPAS2E1IS
when '100 1000 0000 110' return Sys_TLBIP; // RIPAS2LE1IS
when '100 1000 0100 010' return Sys_TLBIP; // RIPAS2E1
when '100 1000 0100 011' return Sys_TLBIP; // RIPAS2E1OS
when '100 1000 0100 110' return Sys_TLBIP; // RIPAS2LE1
when '100 1000 0100 111' return Sys_TLBIP; // RIPAS2LE1OS
when '100 1001 0000 010' return Sys_TLBIP; // RIPAS2E1ISNXS
when '100 1001 0000 110' return Sys_TLBIP; // RIPAS2LE1ISNXS
when '100 1001 0100 010' return Sys_TLBIP; // RIPAS2E1NXS
when '100 1001 0100 011' return Sys_TLBIP; // RIPAS2E1OSNXS
when '100 1001 0100 110' return Sys_TLBIP; // RIPAS2LE1NXS
when '100 1001 0100 111' return Sys_TLBIP; // RIPAS2LE1OSNXS
otherwise return Sys_SYSP;

```

## Library pseudocode for aarch64/functions/sysop\_128/SystemOp128

```

// SystemOp128()
// =====
// System instruction types.

enumeration SystemOp128 {Sys_TLBIP, Sys_SYSP};

```

## Library pseudocode for aarch64/functions/sysregisters/ELR\_EL

```
// ELR_EL[] - non-assignment form
// =====

bits(64) ELR_EL[bits(2) el]
  bits(64) r;
  case el of
    when EL1   r = ELR_EL1;
    when EL2   r = ELR_EL2;
    when EL3   r = ELR_EL3;
    otherwise Unreachable();
  return r;

// ELR_EL[] - assignment form
// =====

ELR_EL[bits(2) el] = bits(64) value
  bits(64) r = value;
  case el of
    when EL1   ELR_EL1 = r;
    when EL2   ELR_EL2 = r;
    when EL3   ELR_EL3 = r;
    otherwise Unreachable();
  return;
```

## Library pseudocode for aarch64/functions/sysregisters/ELR\_ELx

```
// ELR_ELx[] - non-assignment form
// =====

bits(64) ELR_ELx[]
  assert PSTATE.EL != EL0;
  return ELR\_EL[PSTATE.EL];

// ELR_ELx[] - assignment form
// =====

ELR_ELx[] = bits(64) value
  assert PSTATE.EL != EL0;
  ELR\_EL[PSTATE.EL] = value;
  return;
```

## Library pseudocode for aarch64/functions/sysregisters/ESR\_EL

```
// ESR_EL[] - non-assignment form
// =====

ESRType ESR_EL[bits(2) regime]
  bits(64) r;
  case regime of
    when EL1   r = ESR_EL1;
    when EL2   r = ESR_EL2;
    when EL3   r = ESR_EL3;
    otherwise Unreachable();
  return r;

// ESR_EL[] - assignment form
// =====

ESR_EL[bits(2) regime] = ESRType value
  bits(64) r = value;
  case regime of
    when EL1   ESR_EL1 = r;
    when EL2   ESR_EL2 = r;
    when EL3   ESR_EL3 = r;
    otherwise Unreachable();
  return;
```

## Library pseudocode for aarch64/functions/sysregisters/ESR\_ELx

```
// ESR_ELx[] - non-assignment form
// =====

ESRType ESR_ELx[]
    return ESR_EL[S1TranslationRegime()];

// ESR_ELx[] - assignment form
// =====

ESR_ELx[] = ESRType value
    ESR_EL[S1TranslationRegime()] = value;
```

## Library pseudocode for aarch64/functions/sysregisters/FAR\_EL

```
// FAR_EL[] - non-assignment form
// =====

bits(64) FAR_EL[bits(2) regime]
    bits(64) r;
    case regime of
        when EL1    r = FAR_EL1;
        when EL2    r = FAR_EL2;
        when EL3    r = FAR_EL3;
        otherwise   Unreachable();
    return r;

// FAR_EL[] - assignment form
// =====

FAR_EL[bits(2) regime] = bits(64) value
    bits(64) r = value;
    case regime of
        when EL1    FAR_EL1 = r;
        when EL2    FAR_EL2 = r;
        when EL3    FAR_EL3 = r;
        otherwise   Unreachable();
    return;
```

## Library pseudocode for aarch64/functions/sysregisters/FAR\_ELx

```
// FAR_ELx[] - non-assignment form
// =====

bits(64) FAR_ELx[]
    return FAR_EL[S1TranslationRegime()];

// FAR_ELx[] - assignment form
// =====

FAR_ELx[] = bits(64) value
    FAR_EL[S1TranslationRegime()] = value;
    return;
```

## Library pseudocode for aarch64/functions/sysregisters/PFAR\_EL

```
// PFAR_EL[] - non-assignment form
// =====

bits(64) PFAR_EL[bits(2) regime]
    assert (IsFeatureImplemented(FEAT_PFAR) || (regime == EL3 && IsFeatureImplemented(FEAT_RME)));
    bits(64) r;
    case regime of
        when EL1 r = PFAR_EL1;
        when EL2 r = PFAR_EL2;
        when EL3 r = MFAR_EL3;
        otherwise Unreachable();
    return r;

// PFAR_EL[] - assignment form
// =====

PFAR_EL[bits(2) regime] = bits(64) value
    bits(64) r = value;
    assert (IsFeatureImplemented(FEAT_PFAR) || (IsFeatureImplemented(FEAT_RME) && regime == EL3));
    case regime of
        when EL1 PFAR_EL1 = r;
        when EL2 PFAR_EL2 = r;
        when EL3 MFAR_EL3 = r;
        otherwise Unreachable();
    return;
```

## Library pseudocode for aarch64/functions/sysregisters/PFAR\_ELx

```
// PFAR_ELx[] - non-assignment form
// =====

bits(64) PFAR_ELx[]
    return PFAR\_EL[S1TranslationRegime()];

// PFAR_ELx[] - assignment form
// =====

PFAR_ELx[] = bits(64) value
    PFAR\_EL[S1TranslationRegime()] = value;
    return;
```

## Library pseudocode for aarch64/functions/sysregisters/SCTLR\_EL

```
// SCTLR_EL[] - non-assignment form
// =====

SCTLRType SCTLR_EL[bits(2) regime]
    bits(64) r;
    case regime of
        when EL1 r = SCTLR_EL1;
        when EL2 r = SCTLR_EL2;
        when EL3 r = SCTLR_EL3;
        otherwise Unreachable();
    return r;
```

## Library pseudocode for aarch64/functions/sysregisters/SCTLR\_ELx

```
// SCTLR_ELx[] - non-assignment form
// =====

SCTLRType SCTLR_ELx[]
    return SCTLR_EL[S1TranslationRegime()];
```

## Library pseudocode for aarch64/functions/sysregisters/VBAR\_EL

```
// VBAR_EL[] - non-assignment form
// =====

bits(64) VBAR_EL[bits(2) regime]
  bits(64) r;
  case regime of
    when EL1   r = VBAR_EL1;
    when EL2   r = VBAR_EL2;
    when EL3   r = VBAR_EL3;
    otherwise Unreachable();
  return r;
```

## Library pseudocode for aarch64/functions/sysregisters/VBAR\_ELx

```
// VBAR_ELx[] - non-assignment form
// =====

bits(64) VBAR_ELx[]
  return VBAR\_EL[S1TranslationRegime()];
```

## Library pseudocode for aarch64/functions/system/AArch64.AllocationTagAccessIsEnabled

```
// AArch64.AllocationTagAccessIsEnabled()
// =====
// Check whether access to Allocation Tags is enabled.

boolean AArch64.AllocationTagAccessIsEnabled(bits(2) el)
  if SCR_EL3.ATA == '0' && el IN {EL0, EL1, EL2} then
    return FALSE;
  if HCR_EL2.ATA == '0' && el IN {EL0, EL1} && EL2Enabled() && !ELIsInHost(EL0) then
    return FALSE;

  Regime regime = TranslationRegime(el);
  case regime of
    when Regime\_EL3 return SCTLR_EL3.ATA == '1';
    when Regime\_EL2 return SCTLR_EL2.ATA == '1';
    when Regime\_EL20 return if el == EL0 then SCTLR_EL2.ATA0 == '1' else SCTLR_EL2.ATA == '1';
    when Regime\_EL10 return if el == EL0 then SCTLR_EL1.ATA0 == '1' else SCTLR_EL1.ATA == '1';
    otherwise Unreachable();
```

## Library pseudocode for aarch64/functions/system/AArch64.CheckDAIFAccess

```
// AArch64.CheckDAIFAccess()
// =====
// Check that an AArch64 MSR/MRS access to the DAIF flags is permitted.

AArch64.CheckDAIFAccess(PSTATEField field)
  if PSTATE.EL == EL0 && field IN {PSTATEField\_DAIFSet, PSTATEField\_DAIFClr} then
    if IsInHost() || SCTLR_EL1.UMA == '0' then
      if EL2Enabled() && HCR_EL2.TGE == '1' then
        AArch64.SystemAccessTrap(EL2, 0x18);
      else
        AArch64.SystemAccessTrap(EL1, 0x18);
```

## Library pseudocode for aarch64/functions/system/AArch64.CheckSystemAccess

```
// AArch64.CheckSystemAccess()
// =====

AArch64.CheckSystemAccess(bits(2) op0, bits(3) op1, bits(4) crn,
                           bits(4) crm, bits(3) op2, bits(5) rt, bit read)
if IsFeatureImplemented(FEAT_BTI) then
    BranchTargetCheck();

if (IsFeatureImplemented(FEAT_TME) && TSTATE.depth > 0 &&
    !CheckTransactionalSystemAccess(op0, op1, crn, crm, op2, read)) then
    FailTransaction(TMFailure_ERR, FALSE);

return;
```

## Library pseudocode for aarch64/functions/system/AArch64.ChooseNonExcludedTag

```
// AArch64.ChooseNonExcludedTag()
// =====
// Return a tag derived from the start and the offset values, excluding
// any tags in the given mask.

bits(4) AArch64.ChooseNonExcludedTag(bits(4) tag_in, bits(4) offset_in, bits(16) exclude)
bits(4) tag = tag_in;
bits(4) offset = offset_in;

if IsOnes(exclude) then
    return '0000';

if offset == '0000' then
    while exclude<UInt(tag)> == '1' do
        tag = tag + '0001';

while offset != '0000' do
    offset = offset - '0001';
    tag = tag + '0001';
    while exclude<UInt(tag)> == '1' do
        tag = tag + '0001';

return tag;
```

## Library pseudocode for aarch64/functions/system/AArch64.ExecutingBROrBLROrRetInstr

```
// AArch64.ExecutingBROrBLROrRetInstr()
// =====
// Returns TRUE if current instruction is a BR, BLR, RET, B[L]RA[B][Z], or RETA[B].

boolean AArch64.ExecutingBROrBLROrRetInstr()
if !IsFeatureImplemented(FEAT_BTI) then return FALSE;

instr = ThisInstr();
if instr<31:25> == '1101011' && instr<20:16> == '11111' then
    opc = instr<24:21>;
    return opc != '0101';
else
    return FALSE;
```

### Library pseudocode for aarch64/functions/system/AArch64.ExecutingBTIInstr

```
// AArch64.ExecutingBTIInstr()
// =====
// Returns TRUE if current instruction is a BTI.

boolean AArch64.ExecutingBTIInstr()
    if !IsFeatureImplemented(FEAT_BTI) then return FALSE;

    instr = ThisInstr();
    if instr<31:22> == '1101010100' && instr<21:12> == '0000110010' && instr<4:0> == '11111' then
        CRm = instr<11:8>;
        op2 = instr<7:5>;
        return (CRm == '0100' && op2<0> == '0');
    else
        return FALSE;
```

### Library pseudocode for aarch64/functions/system/AArch64.ExecutingERETInstr

```
// AArch64.ExecutingERETInstr()
// =====
// Returns TRUE if current instruction is ERET.

boolean AArch64.ExecutingERETInstr()
    instr = ThisInstr();
    return instr<31:12> == '11010110100111110000';
```

### Library pseudocode for aarch64/functions/system/AArch64.ImpDefSysInstr

```
// AArch64.ImpDefSysInstr()
// =====
// Execute an implementation-defined system instruction with write (source operand).

AArch64.ImpDefSysInstr(integer el, bits(3) op1, bits(4) CRn, bits(4) CRm, bits(3) op2, integer t);
```

### Library pseudocode for aarch64/functions/system/AArch64.ImpDefSysInstr128

```
// AArch64.ImpDefSysInstr128()
// =====
// Execute an implementation-defined system instruction with write (128-bit source operand).

AArch64.ImpDefSysInstr128(integer el, bits(3) op1, bits(4) CRn,
                           bits(4) CRm, bits(3) op2,
                           integer t, integer t2);
```

### Library pseudocode for aarch64/functions/system/AArch64.ImpDefSysInstrWithResult

```
// AArch64.ImpDefSysInstrWithResult()
// =====
// Execute an implementation-defined system instruction with read (result operand).

AArch64.ImpDefSysInstrWithResult(integer el, bits(3) op1, bits(4) CRn, bits(4) CRm, bits(3) op2);
```

### Library pseudocode for aarch64/functions/system/AArch64.ImpDefSysRegRead

```
// AArch64.ImpDefSysRegRead()
// =====
// Read from an implementation-defined System register and write the contents of the register
// to X[t].

AArch64.ImpDefSysRegRead(bits(2) op0, bits(3) op1, bits(4) CRn, bits(4) CRm, bits(3) op2,
                           integer t);
```



### Library pseudocode for aarch64/functions/system/AArch64.ImpDefSysRegRead128

```
// AArch64.ImpDefSysRegRead128()
// =====
// Read from an 128-bit implementation-defined System register
// and write the contents of the register to X[t], X[t+1].

AArch64.ImpDefSysRegRead128(bits(2) op0, bits(3) op1, bits(4) CRn,
                             bits(4) CRm, bits(3) op2,
                             integer t, integer t2);
```

### Library pseudocode for aarch64/functions/system/AArch64.ImpDefSysRegWrite

```
// AArch64.ImpDefSysRegWrite()
// =====
// Write to an implementation-defined System register.

AArch64.ImpDefSysRegWrite(bits(2) op0, bits(3) op1, bits(4) CRn, bits(4) CRm, bits(3) op2,
                           integer t);
```

### Library pseudocode for aarch64/functions/system/AArch64.ImpDefSysRegWrite128

```
// AArch64.ImpDefSysRegWrite128()
// =====
// Write the contents of X[t], X[t+1] to an 128-bit implementation-defined System register.

AArch64.ImpDefSysRegWrite128(bits(2) op0, bits(3) op1, bits(4) CRn,
                              bits(4) CRm, bits(3) op2,
                              integer t, integer t2);
```

### Library pseudocode for aarch64/functions/system/AArch64.NextRandomTagBit

```
// AArch64.NextRandomTagBit()
// =====
// Generate a random bit suitable for generating a random Allocation Tag.

bit AArch64.NextRandomTagBit()
    assert GCR_EL1.RRND == '0';
    bits(16) lfsr = RGSR_EL1.SEED<15:0>;
    bit top = lfsr<5> EOR lfsr<3> EOR lfsr<2> EOR lfsr<0>;
    RGSR_EL1.SEED<15:0> = top:lfsr<15:1>;
    return top;
```

### Library pseudocode for aarch64/functions/system/AArch64.RandomTag

```
// AArch64.RandomTag()
// =====
// Generate a random Allocation Tag.

bits(4) AArch64.RandomTag()
    bits(4) tag;
    for i = 0 to 3
        tag<i> = AArch64.NextRandomTagBit\(\);
    return tag;
```

### Library pseudocode for aarch64/functions/system/AArch64.SysInstr

```
// AArch64.SysInstr()
// =====
// Execute a system instruction with write (source operand).

AArch64.SysInstr(integer op0, integer op1, integer crn, integer crm, integer op2, integer t);
```

### Library pseudocode for aarch64/functions/system/AArch64.SysInstrWithResult

```
// AArch64.SysInstrWithResult()
// =====
// Execute a system instruction with read (result operand).
// Writes the result of the instruction to X[t].

AArch64.SysInstrWithResult(integer op0, integer op1, integer crn, integer crm, integer op2,
                           integer t);
```

### Library pseudocode for aarch64/functions/system/AArch64.SysRegRead

```
// AArch64.SysRegRead()
// =====
// Read from a System register and write the contents of the register to X[t].

AArch64.SysRegRead(integer op0, integer op1, integer crn, integer crm, integer op2, integer t);
```

### Library pseudocode for aarch64/functions/system/AArch64.SysRegWrite

```
// AArch64.SysRegWrite()
// =====
// Write to a System register.

AArch64.SysRegWrite(integer op0, integer op1, integer crn, integer crm, integer op2, integer t);
```

### Library pseudocode for aarch64/functions/system/BTypeCompatible

```
boolean BTypeCompatible;
```

### Library pseudocode for aarch64/functions/system/BTypeCompatible\_BTI

```
// BTypeCompatible_BTI
// =====
// This function determines whether a given hint encoding is compatible with the current value of
// PSTATE.BTYPE. A value of TRUE here indicates a valid Branch Target Identification instruction.

boolean BTypeCompatible_BTI(bits(2) hintcode)
    case hintcode of
        when '00'
            return FALSE;
        when '01'
            return PSTATE.BTYPE != '11';
        when '10'
            return PSTATE.BTYPE != '10';
        when '11'
            return TRUE;
```

### Library pseudocode for aarch64/functions/system/BTypeCompatible\_PACIXSP

```
// BTypeCompatible_PACIXSP()
// =====
// Returns TRUE if PACIASP, PACIBSP instruction is implicit compatible with PSTATE.BTYPE,
// FALSE otherwise.

boolean BTypeCompatible_PACIXSP()
    if PSTATE.BTYPE IN {'01', '10'} then
        return TRUE;
    elsif PSTATE.BTYPE == '11' then
        index = if PSTATE.EL == ELO then 35 else 36;
        return SCTLRL_ELx[]<index> == '0';
    else
        return FALSE;
```

## Library pseudocode for aarch64/functions/system/BTypeNext

```
bits(2) BTypeNext;
```

## Library pseudocode for aarch64/functions/system/ChooseRandomNonExcludedTag

```
// ChooseRandomNonExcludedTag()
// =====
// The ChooseRandomNonExcludedTag function is used when GCR_EL1.RRND == '1' to generate random
// Allocation Tags.
//
// The resulting Allocation Tag is selected from the set [0,15], excluding any Allocation Tag where
// exclude[tag_value] == 1. If 'exclude' is all Ones, the returned Allocation Tag is '0000'.
//
// This function is permitted to generate a non-deterministic selection from the set of non-excluded
// Allocation Tags. A reasonable implementation is described by the Pseudocode used when
// GCR_EL1.RRND is 0, but with a non-deterministic implementation of NextRandomTagBit().
// Implementations may choose to behave the same as GCR_EL1.RRND=0.
//
// This function can read RGSR_EL1 and/or write RGSR_EL1 to an IMPLEMENTATION DEFINED value.
// If it is not capable of writing RGSR_EL1.SEED[15:0] to zero from a previous nonzero
// RGSR_EL1.SEED value, it is IMPLEMENTATION DEFINED whether the randomness is significantly
// impacted if RGSR_EL1.SEED[15:0] is set to zero.

bits(4) ChooseRandomNonExcludedTag(bits(16) exclude_in);
```

## Library pseudocode for aarch64/functions/system/InGuardedPage

```
boolean InGuardedPage;
```

## Library pseudocode for aarch64/functions/system/IsHCRXEL2Enabled

```
// IsHCRXEL2Enabled()
// =====
// Returns TRUE if access to HCRX_EL2 register is enabled, and FALSE otherwise.
// Indirect read of HCRX_EL2 returns 0 when access is not enabled.

boolean IsHCRXEL2Enabled()
    if !IsFeatureImplemented(FEAT_HCX) then return FALSE;
    if HaveEL(EL3) && SCR_EL3.HXEn == '0' then
        return FALSE;

    return EL2Enabled();
```

## Library pseudocode for aarch64/functions/system/IsSCTLR2EL1Enabled

```
// IsSCTLR2EL1Enabled()
// =====
// Returns TRUE if access to SCTLR2_EL1 register is enabled, and FALSE otherwise.
// Indirect read of SCTLR2_EL1 returns 0 when access is not enabled.

boolean IsSCTLR2EL1Enabled()
    if !IsFeatureImplemented(FEAT_SCTLR2) then return FALSE;
    if HaveEL(EL3) && SCR_EL3.SCTLR2En == '0' then
        return FALSE;
    elsif (EL2Enabled() && (!IsHCRXEL2Enabled() || HCRX_EL2.SCTLR2En == '0')) then
        return FALSE;
    else
        return TRUE;
```

### Library pseudocode for aarch64/functions/system/IsSCTLR2EL2Enabled

```
// IsSCTLR2EL2Enabled()
// =====
// Returns TRUE if access to SCTLR2_EL2 register is enabled, and FALSE otherwise.
// Indirect read of SCTLR2_EL2 returns 0 when access is not enabled.

boolean IsSCTLR2EL2Enabled()
    if !IsFeatureImplemented(FEAT_SCTLR2) then return FALSE;
    if HaveEL\(EL3\) && SCR_EL3.SCTLR2En == '0' then
        return FALSE;

    return EL2Enabled\(\);
```

### Library pseudocode for aarch64/functions/system/IsTCR2EL1Enabled

```
// IsTCR2EL1Enabled()
// =====
// Returns TRUE if access to TCR2_EL1 register is enabled, and FALSE otherwise.
// Indirect read of TCR2_EL1 returns 0 when access is not enabled.

boolean IsTCR2EL1Enabled()
    if !IsFeatureImplemented(FEAT_TCR2) then return FALSE;
    if HaveEL\(EL3\) && SCR_EL3.TCR2En == '0' then
        return FALSE;
    elsif (EL2Enabled\(\) && (!IsHCRXEL2Enabled\(\) || HCRX_EL2.TCR2En == '0')) then
        return FALSE;
    else
        return TRUE;
```

### Library pseudocode for aarch64/functions/system/IsTCR2EL2Enabled

```
// IsTCR2EL2Enabled()
// =====
// Returns TRUE if access to TCR2_EL2 register is enabled, and FALSE otherwise.
// Indirect read of TCR2_EL2 returns 0 when access is not enabled.

boolean IsTCR2EL2Enabled()
    if !IsFeatureImplemented(FEAT_TCR2) then return FALSE;
    if HaveEL\(EL3\) && SCR_EL3.TCR2En == '0' then
        return FALSE;

    return EL2Enabled\(\);
```

### Library pseudocode for aarch64/functions/system/SetBTypeCompatible

```
// SetBTypeCompatible()
// =====
// Sets the value of BTypeCompatible global variable used by BTI

SetBTypeCompatible(boolean x)
    BTypeCompatible = x;
```

### Library pseudocode for aarch64/functions/system/SetBTypeNext

```
// SetBTypeNext()
// =====
// Set the value of BTypeNext global variable used by BTI

SetBTypeNext(bits(2) x)
    BTypeNext = x;
```

### Library pseudocode for aarch64/functions/system/SetInGuardedPage

```
// SetInGuardedPage()
// =====
// Global state updated to denote if memory access is from a guarded page.

SetInGuardedPage(boolean guardedpage)
    InGuardedPage = guardedpage;
```

### Library pseudocode for aarch64/functions/system128/AArch64.SysInstr128

```
// AArch64.SysInstr128()
// =====
// Execute a system instruction with write (2 64-bit source operands).

AArch64.SysInstr128(integer op0, integer op1, integer crn, integer crm,
                    integer op2, integer t, integer t2);
```

### Library pseudocode for aarch64/functions/system128/AArch64.SysRegRead128

```
// AArch64.SysRegRead128()
// =====
// Read from a 128-bit System register and write the contents of the register to X[t] and X[t2].

AArch64.SysRegRead128(integer op0, integer op1, integer crn, integer crm,
                     integer op2, integer t, integer t2);
```

### Library pseudocode for aarch64/functions/system128/AArch64.SysRegWrite128

```
// AArch64.SysRegWrite128()
// =====
// Read the contents of X[t] and X[t2] and write the contents to a 128-bit System register.

AArch64.SysRegWrite128(integer op0, integer op1, integer crn, integer crm,
                      integer op2, integer t, integer t2);
```

## Library pseudocode for aarch64/functions/tlbi/AArch64.TLBIP\_IPAS2

```
// AArch64.TLBIP_IPAS2()
// =====
// Invalidate by IPA all stage 2 only TLB entries in the indicated shareability
// domain matching the indicated VMID in the indicated regime with the indicated security state.
// Note: stage 1 and stage 2 combined entries are not in the scope of this operation.
// IPA and related parameters of the are derived from Xt.

AArch64.TLBIP_IPAS2(SecurityState security, Regime regime, bits(16) vmid,
    Shareability shareability, TLBILevel level, TLBIMemAttr attr, bits(128) Xt)
    assert PSTATE.EL IN {EL3, EL2};

    TLBIRecord r;
    r.op = TLBIOp\_IPAS2;
    r.from_aarch64 = TRUE;
    r.security = security;
    r.regime = regime;
    r.vmid = vmid;
    r.level = level;
    r.attr = attr;
    r.ttl = Xt<47:44>;
    r.address = ZeroExtend(Xt<107:64> : Zeros(12), 64);
    r.d64 = r.ttl IN {'00xx'};
    r.d128 = TRUE;

    case security of
        when SS\_NonSecure
            r.ipaspace = PAS\_NonSecure;
        when SS\_Secure
            r.ipaspace = if Xt<63> == '1' then PAS\_NonSecure else PAS\_Secure;
        when SS\_Realm
            r.ipaspace = PAS\_Realm;
        otherwise
            // Root security state does not have stage 2 translation
            Unreachable();

    TLBI(r);
    if shareability != Shareability\_NSH then Broadcast(shareability, r);
    return;
```

## Library pseudocode for aarch64/functions/tlbi/AArch64.TLBIP\_RIPAS2

```
// AArch64.TLBIP_RIPAS2()
// =====
// Range invalidate by IPA all stage 2 only TLB entries in the indicated
// shareability domain matching the indicated VMID in the indicated regime with the indicated
// security state.
// Note: stage 1 and stage 2 combined entries are not in the scope of this operation.
// The range of IPA and related parameters of the are derived from Xt.

AArch64.TLBIP_RIPAS2(SecurityState security, Regime regime, bits(16) vmid,
    Shareability shareability, TLBILevel level, TLBIMemAttr attr, bits(128) Xt)
    assert PSTATE.EL IN {EL3, EL2, EL1};

    TLBIRecord r;
    r.op = TLBIOp\_RIPAS2;
    r.from_aarch64 = TRUE;
    r.security = security;
    r.regime = regime;
    r.vmid = vmid;
    r.level = level;
    r.attr = attr;
    r.ttl<1:0> = Xt<38:37>;
    r.d64 = r.ttl<1:0> == '00';
    r.d128 = TRUE;

    bits(2) tg = Xt<47:46>;
    integer scale = UInt(Xt<45:44>);
    integer num = UInt(Xt<43:39>);
    integer baseaddr = SInt(Xt<36:0>);

    boolean valid;

    (valid, r.tg, r.address, r.end_address) = TLBIPRange(regime, Xt);

    if !valid then return;

    case security of
        when SS\_NonSecure
            r.ipaspace = PAS\_NonSecure;
        when SS\_Secure
            r.ipaspace = if Xt<63> == '1' then PAS\_NonSecure else PAS\_Secure;
        when SS\_Realm
            r.ipaspace = PAS\_Realm;
        otherwise
            // Root security state does not have stage 2 translation
            Unreachable();

    TLBI(r);
    if shareability != Shareability\_NSH then Broadcast(shareability, r);
    return;
```

## Library pseudocode for aarch64/functions/tlbi/AArch64.TLBIP\_RVA

```
// AArch64.TLBIP_RVA()
// =====
// Range invalidate by VA range all stage 1 TLB entries in the indicated
// shareability domain matching the indicated VMID and ASID (where regime
// supports VMID, ASID) in the indicated regime with the indicated security state.
// ASID, and range related parameters are derived from Xt.
// Note: stage 1 and stage 2 combined entries are in the scope of this operation.

AArch64.TLBIP_RVA(SecurityState security, Regime regime, bits(16) vmid,
    Shareability shareability, TLBILevel level, TLBIMemAttr attr, bits(128) Xt)
    assert PSTATE.EL IN {EL3, EL2, EL1};

    TLBIRecord r;
    r.op = TLBIOp\_RVA;
    r.from_aarch64 = TRUE;
    r.security = security;
    r.regime = regime;
    r.vmid = vmid;
    r.level = level;
    r.attr = attr;
    r.asid = Xt<63:48>;
    r.ttl<1:0> = Xt<38:37>;
    r.d64 = r.ttl<1:0> == '00';
    r.d128 = TRUE;

    boolean valid;

    (valid, r.tg, r.address, r.end_address) = TLBIPRange(regime, Xt);

    if !valid then return;

    TLBI(r);
    if shareability != Shareability\_NSH then Broadcast(shareability, r);
    return;
```



## Library pseudocode for aarch64/functions/tlbi/AArch64.TLBIP\_RVAA

```
// AArch64.TLBIP_RVAA()
// =====
// Range invalidate by VA range all stage 1 TLB entries in the indicated
// shareability domain matching the indicated VMID (where regimesupports VMID)
// and all ASID in the indicated regime with the indicated security state.
// VA range related parameters are derived from Xt.
// Note: stage 1 and stage 2 combined entries are in the scope of this operation.

AArch64.TLBIP_RVAA(SecurityState security, Regime regime, bits(16) vmid,
    Shareability shareability, TLBILevel level, TLBIMemAttr attr, bits(128) Xt)
    assert PSTATE.EL IN {EL3, EL2, EL1};

    TLBIRecord r;
    r.op = TLBIOp\_RVAA;
    r.from_aarch64 = TRUE;
    r.security = security;
    r.regime = regime;
    r.vmid = vmid;
    r.level = level;
    r.attr = attr;
    r.ttl<1:0> = Xt<38:37>;
    r.d64 = r.ttl<1:0> == '00';
    r.d128 = TRUE;

    bits(2) tg = Xt<47:46>;
    integer scale = UInt(Xt<45:44>);
    integer num = UInt(Xt<43:39>);
    integer baseaddr = SInt(Xt<36:0>);

    boolean valid;

    (valid, r.tg, r.address, r.end_address) = TLBIPRange(regime, Xt);

    if !valid then return;

    TLBI(r);
    if shareability != Shareability\_NSH then Broadcast(shareability, r);
    return;
```

## Library pseudocode for aarch64/functions/tlbi/AArch64.TLBIP\_VA

```
// AArch64.TLBIP_VA()
// =====
// Invalidate by VA all stage 1 TLB entries in the indicated shareability domain
// matching the indicated VMID and ASID (where regime supports VMID, ASID) in the indicated regime
// with the indicated security state.
// ASID, VA and related parameters are derived from Xt.
// Note: stage 1 and stage 2 combined entries are in the scope of this operation.

AArch64.TLBIP_VA(SecurityState security, Regime regime, bits(16) vmid,
                 Shareability shareability, TLBILevel level, TLBIMemAttr attr, bits(128) Xt)
    assert PSTATE.EL IN {EL3, EL2, EL1};

    TLBIRecord r;
    r.op = TLBIOp\_VA;
    r.from_aarch64 = TRUE;
    r.security = security;
    r.regime = regime;
    r.vmid = vmid;
    r.level = level;
    r.attr = attr;
    r.asid = Xt<63:48>;
    r.ttl = Xt<47:44>;
    r.address = ZeroExtend(Xt<107:64> : Zeros(12), 64);
    r.d64 = r.ttl IN {'00xx'};
    r.d128 = TRUE;

    TLBI(r);
    if shareability != Shareability\_NSH then Broadcast(shareability, r);
    return;
```

## Library pseudocode for aarch64/functions/tlbi/AArch64.TLBIP\_VAA

```
// AArch64.TLBIP_VAA()
// =====
// Invalidate by VA all stage 1 TLB entries in the indicated shareability domain
// matching the indicated VMID (where regime supports VMID) and all ASID in the indicated regime
// with the indicated security state.
// VA and related parameters are derived from Xt.
// Note: stage 1 and stage 2 combined entries are in the scope of this operation.

AArch64.TLBIP_VAA(SecurityState security, Regime regime, bits(16) vmid,
                  Shareability shareability, TLBILevel level, TLBIMemAttr attr, bits(128) Xt)
    assert PSTATE.EL IN {EL3, EL2, EL1};

    TLBIRecord r;
    r.op = TLBIOp\_VAA;
    r.from_aarch64 = TRUE;
    r.security = security;
    r.regime = regime;
    r.vmid = vmid;
    r.level = level;
    r.attr = attr;
    r.ttl = Xt<47:44>;
    r.address = ZeroExtend(Xt<107:64> : Zeros(12), 64);
    r.d64 = r.ttl IN {'00xx'};
    r.d128 = TRUE;

    TLBI(r);
    if shareability != Shareability\_NSH then Broadcast(shareability, r);
    return;
```

## Library pseudocode for aarch64/functions/tlbi/AArch64.TLBI\_ALL

```
// AArch64.TLBI_ALL()
// =====
// Invalidate all entries for the indicated translation regime with the
// the indicated security state for all TLBs within the indicated shareability domain.
// Invalidation applies to all applicable stage 1 and stage 2 entries.

AArch64.TLBI_ALL(SecurityState security, Regime regime, Shareability shareability, TLBMemAttr attr)
    assert PSTATE.EL IN {EL3, EL2};

    TLBIRecord r;
    r.op = TLBIOp\_ALL;
    r.from_aarch64 = TRUE;
    r.security = security;
    r.regime = regime;
    r.level = TLBILevel\_Any;
    r.attr = attr;

    TLBI(r);
    if shareability != Shareability\_NSH then Broadcast(shareability, r);
    return;
```

## Library pseudocode for aarch64/functions/tlbi/AArch64.TLBI\_ASID

```
// AArch64.TLBI_ASID()
// =====
// Invalidate all stage 1 entries matching the indicated VMID (where regime supports)
// and ASID in the parameter Xt in the indicated translation regime with the
// indicated security state for all TLBs within the indicated shareability domain.
// Note: stage 1 and stage 2 combined entries are in the scope of this operation.

AArch64.TLBI_ASID(SecurityState security, Regime regime, bits(16) vmid,
    Shareability shareability, TLBMemAttr attr, bits(64) Xt)
    assert PSTATE.EL IN {EL3, EL2, EL1};

    TLBIRecord r;
    r.op = TLBIOp\_ASID;
    r.from_aarch64 = TRUE;
    r.security = security;
    r.regime = regime;
    r.vmid = vmid;
    r.level = TLBILevel\_Any;
    r.attr = attr;
    r.asid = Xt<63:48>;

    TLBI(r);
    if shareability != Shareability\_NSH then Broadcast(shareability, r);
    return;
```

## Library pseudocode for aarch64/functions/tlbi/AArch64.TLBI\_IPAS2

```
// AArch64.TLBI_IPAS2()
// =====
// Invalidate by IPA all stage 2 only TLB entries in the indicated shareability
// domain matching the indicated VMID in the indicated regime with the indicated security state.
// Note: stage 1 and stage 2 combined entries are not in the scope of this operation.
// IPA and related parameters of the are derived from Xt.

AArch64.TLBI_IPAS2(SecurityState security, Regime regime, bits(16) vmid,
                   Shareability shareability, TLBILevel level, TLBIMemAttr attr, bits(64) Xt)
    assert PSTATE.EL IN {EL3, EL2};

    TLBIRecord r;
    r.op          = TLBIOp\_IPAS2;
    r.from_aarch64 = TRUE;
    r.security     = security;
    r.regime       = regime;
    r.vmid         = vmid;
    r.level        = level;
    r.attr         = attr;
    r.ttl          = Xt<47:44>;
    r.address      = ZeroExtend(Xt<39:0> : Zeros(12), 64);
    r.d64          = TRUE;
    r.d128         = r.ttl IN {'00xx'};

    case security of
        when SS\_NonSecure
            r.ipaspace = PAS\_NonSecure;
        when SS\_Secure
            r.ipaspace = if Xt<63> == '1' then PAS\_NonSecure else PAS\_Secure;
        when SS\_Realm
            r.ipaspace = PAS\_Realm;
        otherwise
            // Root security state does not have stage 2 translation
            Unreachable();

    TLBI(r);
    if shareability != Shareability\_NSH then Broadcast(shareability, r);
    return;
```

## Library pseudocode for aarch64/functions/tlbi/AArch64.TLBI\_PAALL

```
// AArch64.TLBI_PAALL()
// =====
// TLB Invalidate ALL GPT Information.
// Invalidates cached copies of GPT entries from TLBs in the indicated
// Shareability domain.
// The invalidation applies to all TLB entries containing GPT information.

AArch64.TLBI_PAALL(Shareability shareability)
    assert IsFeatureImplemented(FEAT_RME) && PSTATE.EL == EL3;

    TLBIRecord r;

    // r.security and r.regime do not apply for TLBI by PA operations
    r.op      = TLBIOp\_PAALL;
    r.level   = TLBILevel\_Any;
    r.attr    = TLBI\_AllAttr;

    TLBI(r);
    if shareability != Shareability\_NSH then Broadcast(shareability, r);

    return;
```

## Library pseudocode for aarch64/functions/tlbi/AArch64.TLBI\_RIPAS2

```
// AArch64.TLBI_RIPAS2()
// =====
// Range invalidate by IPA all stage 2 only TLB entries in the indicated
// shareability domain matching the indicated VMID in the indicated regime with the indicated
// security state.
// Note: stage 1 and stage 2 combined entries are not in the scope of this operation.
// The range of IPA and related parameters of the are derived from Xt.

AArch64.TLBI_RIPAS2(SecurityState security, Regime regime, bits(16) vmid,
    Shareability shareability, TLBILevel level, TLBIMemAttr attr, bits(64) Xt)
    assert PSTATE.EL IN {EL3, EL2, EL1};

    TLBIRecord r;
    r.op = TLBIOp\_RIPAS2;
    r.from_aarch64 = TRUE;
    r.security = security;
    r.regime = regime;
    r.vmid = vmid;
    r.level = level;
    r.attr = attr;
    r.ttl<1:0> = Xt<38:37>;
    r.d64 = TRUE;
    r.d128 = r.ttl<1:0> == '00';

    bits(2) tg = Xt<47:46>;
    integer scale = UInt(Xt<45:44>);
    integer num = UInt(Xt<43:39>);
    integer baseaddr = SInt(Xt<36:0>);

    boolean valid;

    (valid, r.tg, r.address, r.end_address) = TLBIRange(regime, Xt);

    if !valid then return;

    case security of
        when SS\_NonSecure
            r.ipaspace = PAS\_NonSecure;
        when SS\_Secure
            r.ipaspace = if Xt<63> == '1' then PAS\_NonSecure else PAS\_Secure;
        when SS\_Realm
            r.ipaspace = PAS\_Realm;
        otherwise
            // Root security state does not have stage 2 translation
            Unreachable();

    TLBI(r);
    if shareability != Shareability\_NSH then Broadcast(shareability, r);
    return;
```

## Library pseudocode for aarch64/functions/tlbi/AArch64.TLBI\_RPA

```
// AArch64.TLBI_RPA()
// =====
// TLB Range Invalidate GPT Information by PA.
// Invalidates cached copies of GPT entries from TLBs in the indicated
// Shareability domain.
// The invalidation applies to TLB entries containing GPT information relating
// to the indicated physical address range.
// When the indicated level is
//     TLBILevel_Any : this applies to TLB entries containing GPT information
//                     from all levels of the GPT walk
//     TLBILevel_Last : this applies to TLB entries containing GPT information
//                     from the last level of the GPT walk

AArch64.TLBI_RPA(TLBILevel level, bits(64) Xt, Shareability shareability)
    assert IsFeatureImplemented(FEAT_RME) && PSTATE.EL == EL3;

    TLBIRecord r;
    integer range_bits;
    integer p;

    // r.security and r.regime do not apply for TLBI by PA operations
    r.op    = TLBIOp\_RPA;
    r.level = level;
    r.attr  = TLBI\_AllAttr;

    // SIZE field
    case Xt<47:44> of
        when '0000' range_bits = 12; // 4KB
        when '0001' range_bits = 14; // 16KB
        when '0010' range_bits = 16; // 64KB
        when '0011' range_bits = 21; // 2MB
        when '0100' range_bits = 25; // 32MB
        when '0101' range_bits = 29; // 512MB
        when '0110' range_bits = 30; // 1GB
        when '0111' range_bits = 34; // 16GB
        when '1000' range_bits = 36; // 64GB
        when '1001' range_bits = 39; // 512GB
        otherwise range_bits = 0; // Reserved encoding

    // If SIZE selects a range smaller than PGS, then PGS is used instead
    case DecodePGS(GPCCR_EL3.PGS) of
        when PGS\_4KB p = 12;
        when PGS\_16KB p = 14;
        when PGS\_64KB p = 16;

    if range_bits < p then
        range_bits = p;

    bits(52) BaseADDR = Zeros(52);
    case GPCCR_EL3.PGS of
        when '00' BaseADDR<51:12> = Xt<39:0>; // 4KB
        when '10' BaseADDR<51:14> = Xt<39:2>; // 16KB
        when '01' BaseADDR<51:16> = Xt<39:4>; // 64KB

    // The calculation here automatically aligns BaseADDR to the size of
    // the region specified in SIZE. However, the architecture does not
    // require this alignment and if BaseADDR is not aligned to the region
    // specified by SIZE then no entries are required to be invalidated.
    constant integer range_pbits = range_bits;
    bits(52) start_addr = BaseADDR AND NOT ZeroExtend(Ones(range_pbits), 52);
    bits(52) end_addr   = start_addr + ZeroExtend(Ones(range_pbits), 52);

    // PASpace is not considered in TLBI by PA operations
    r.address    = ZeroExtend(start_addr, 64);
    r.end_address = ZeroExtend(end_addr, 64);

    TLBI(r);
    if shareability != Shareability\_NSH then Broadcast(shareability, r);
```

## Library pseudocode for aarch64/functions/tlbi/AArch64.TLBI\_RVA

```
// AArch64.TLBI_RVA()
// =====
// Range invalidate by VA range all stage 1 TLB entries in the indicated
// shareability domain matching the indicated VMID and ASID (where regime
// supports VMID, ASID) in the indicated regime with the indicated security state.
// ASID, and range related parameters are derived from Xt.
// Note: stage 1 and stage 2 combined entries are in the scope of this operation.

AArch64.TLBI_RVA(SecurityState security, Regime regime, bits(16) vmid,
                 Shareability shareability, TLBILevel level, TLBIMemAttr attr, bits(64) Xt)
    assert PSTATE.EL IN {EL3, EL2, EL1};

    TLBIRecord r;
    r.op = TLBIOp\_RVA;
    r.from_aarch64 = TRUE;
    r.security = security;
    r.regime = regime;
    r.vmid = vmid;
    r.level = level;
    r.attr = attr;
    r.asid = Xt<63:48>;
    r.ttl<1:0> = Xt<38:37>;
    r.d64 = TRUE;
    r.d128 = r.ttl<1:0> == '00';

    boolean valid;

    (valid, r.tg, r.address, r.end_address) = TLBIRange(regime, Xt);

    if !valid then return;

    TLBI(r);
    if shareability != Shareability\_NSH then Broadcast(shareability, r);
    return;
```

## Library pseudocode for aarch64/functions/tlbi/AArch64.TLBI\_RVAA

```
// AArch64.TLBI_RVAA()
// =====
// Range invalidate by VA range all stage 1 TLB entries in the indicated
// shareability domain matching the indicated VMID (where regimesupports VMID)
// and all ASID in the indicated regime with the indicated security state.
// VA range related parameters are derived from Xt.
// Note: stage 1 and stage 2 combined entries are in the scope of this operation.

AArch64.TLBI_RVAA(SecurityState security, Regime regime, bits(16) vmid,
    Shareability shareability, TLBILevel level, TLBIMemAttr attr, bits(64) Xt)
    assert PSTATE.EL IN {EL3, EL2, EL1};

    TLBIRecord r;
    r.op = TLBIOp\_RVAA;
    r.from_aarch64 = TRUE;
    r.security = security;
    r.regime = regime;
    r.vmid = vmid;
    r.level = level;
    r.attr = attr;
    r.ttl<1:0> = Xt<38:37>;
    r.d64 = TRUE;
    r.d128 = r.ttl<1:0> == '00';

    bits(2) tg = Xt<47:46>;
    integer scale = UInt(Xt<45:44>);
    integer num = UInt(Xt<43:39>);
    integer baseaddr = SInt(Xt<36:0>);

    boolean valid;

    (valid, r.tg, r.address, r.end_address) = TLBIRange(regime, Xt);

    if !valid then return;

    TLBI(r);
    if shareability != Shareability\_NSH then Broadcast(shareability, r);
    return;
```



## Library pseudocode for aarch64/functions/tlbi/AArch64.TLBI\_VA

```
// AArch64.TLBI_VA()
// =====
// Invalidate by VA all stage 1 TLB entries in the indicated shareability domain
// matching the indicated VMID and ASID (where regime supports VMID, ASID) in the indicated regime
// with the indicated security state.
// ASID, VA and related parameters are derived from Xt.
// Note: stage 1 and stage 2 combined entries are in the scope of this operation.

AArch64.TLBI_VA(SecurityState security, Regime regime, bits(16) vmid,
    Shareability shareability, TLBILevel level, TLBIMemAttr attr, bits(64) Xt)
    assert PSTATE.EL IN {EL3, EL2, EL1};

    TLBIRecord r;
    r.op = TLBIOp\_VA;
    r.from_aarch64 = TRUE;
    r.security = security;
    r.regime = regime;
    r.vmid = vmid;
    r.level = level;
    r.attr = attr;
    r.asid = Xt<63:48>;
    r.ttl = Xt<47:44>;
    r.address = ZeroExtend(Xt<43:0> : Zeros(12), 64);
    r.d64 = TRUE;
    r.d128 = r.ttl IN {'00xx'};

    TLBI(r);
    if shareability != Shareability\_NSH then Broadcast(shareability, r);
    return;
```

## Library pseudocode for aarch64/functions/tlbi/AArch64.TLBI\_VAA

```
// AArch64.TLBI_VAA()
// =====
// Invalidate by VA all stage 1 TLB entries in the indicated shareability domain
// matching the indicated VMID (where regime supports VMID) and all ASID in the indicated regime
// with the indicated security state.
// VA and related parameters are derived from Xt.
// Note: stage 1 and stage 2 combined entries are in the scope of this operation.

AArch64.TLBI_VAA(SecurityState security, Regime regime, bits(16) vmid,
    Shareability shareability, TLBILevel level, TLBIMemAttr attr, bits(64) Xt)
    assert PSTATE.EL IN {EL3, EL2, EL1};

    TLBIRecord r;
    r.op = TLBIOp\_VAA;
    r.from_aarch64 = TRUE;
    r.security = security;
    r.regime = regime;
    r.vmid = vmid;
    r.level = level;
    r.attr = attr;
    r.ttl = Xt<47:44>;
    r.address = ZeroExtend(Xt<43:0> : Zeros(12), 64);
    r.d64 = TRUE;
    r.d128 = r.ttl IN {'00xx'};

    TLBI(r);
    if shareability != Shareability\_NSH then Broadcast(shareability, r);
    return;
```

## Library pseudocode for aarch64/functions/tlbi/AArch64.TLBI\_VMALL

```
// AArch64.TLBI_VMALL()
// =====
// Invalidate all stage 1 entries for the indicated translation regime with the
// the indicated security state for all TLBs within the indicated shareability
// domain that match the indicated VMID (where applicable).
// Note: stage 1 and stage 2 combined entries are in the scope of this operation.
// Note: stage 2 only entries are not in the scope of this operation.

AArch64.TLBI_VMALL(SecurityState security, Regime regime, bits(16) vmid,
Shareability shareability, TLBIMemAttr attr)
    assert PSTATE.EL IN {EL3, EL2, EL1};

    TLBIRecord r;
    r.op = TLBIOp\_VMALL;
    r.from_aarch64 = TRUE;
    r.security = security;
    r.regime = regime;
    r.level = TLBILevel\_Any;
    r.vmid = vmid;
    r.attr = attr;

    TLBI(r);
    if shareability != Shareability\_NSH then Broadcast(shareability, r);
    return;
```

## Library pseudocode for aarch64/functions/tlbi/AArch64.TLBI\_VMALLS12

```
// AArch64.TLBI_VMALLS12()
// =====
// Invalidate all stage 1 and stage 2 entries for the indicated translation
// regime with the indicated security state for all TLBs within the indicated
// shareability domain that match the indicated VMID.

AArch64.TLBI_VMALLS12(SecurityState security, Regime regime, bits(16) vmid,
Shareability shareability, TLBIMemAttr attr)
    assert PSTATE.EL IN {EL3, EL2};

    TLBIRecord r;
    r.op = TLBIOp\_VMALLS12;
    r.from_aarch64 = TRUE;
    r.security = security;
    r.regime = regime;
    r.level = TLBILevel\_Any;
    r.vmid = vmid;
    r.attr = attr;

    TLBI(r);
    if shareability != Shareability\_NSH then Broadcast(shareability, r);
    return;
```

## Library pseudocode for aarch64/functions/tlbi/AArch64.TLBI\_VMALLWS2

```
// AArch64.TLBI_VMALLWS2()
// =====
// Remove stage 2 dirty state from entries for the indicated translation regime
// with the indicated security state for all TLBs within the indicated shareability
// domain that match the indicated VMID.

AArch64.TLBI_VMALLWS2(SecurityState security, Regime regime, bits(16) vmid,
                     Shareability shareability, TLBIMemAttr attr)
    assert PSTATE.EL IN {EL3, EL2};
    assert regime == Regime\_EL10;

    if security == SS\_Secure && HaveEL(EL3) && SCR_EL3.EEL2 == '0' then
        return;

    TLBIRecord r;
    r.op           = TLBIOp\_VMALLWS2;
    r.from_aarch64 = TRUE;
    r.security     = security;
    r.regime       = regime;
    r.level        = TLBILevel\_Any;
    r.vmid         = vmid;
    r.attr         = attr;

    TLBI(r);
    if shareability != Shareability\_NSH then Broadcast(shareability, r);
    return;
```

## Library pseudocode for aarch64/functions/tlbi/ASID\_NONE

```
constant bits(16) ASID_NONE = Zeros(16);
```

## Library pseudocode for aarch64/functions/tlbi/Broadcast

```
// Broadcast()
// =====
// IMPLEMENTATION DEFINED function to broadcast TLBI operation within the indicated shareability
// domain.

Broadcast(Shareability shareability, TLBIRecord r)
    IMPLEMENTATION_DEFINED;
```

## Library pseudocode for aarch64/functions/tlbi/DecodeTLBITG

```
// DecodeTLBITG()
// =====
// Decode translation granule size in TLBI range instructions

TGx DecodeTLBITG(bits(2) tg)
    case tg of
        when '01'    return TGx\_4KB;
        when '10'    return TGx\_16KB;
        when '11'    return TGx\_64KB;
```

## Library pseudocode for aarch64/functions/tlbi/GPTTLBIMatch

```
// GPTTLBIMatch()
// =====
// Determine whether the GPT TLB entry lies within the scope of invalidation

boolean GPTTLBIMatch(TLBIRecord tlbi, GPTEntry gpt_entry)
    assert tlbi.op IN {TLBIOp\_RPA, TLBIOp\_PAALL};

    boolean match;
    bits(64) entry_size_mask      = ZeroExtend(Ones(gpt_entry.size), 64);
    bits(64) entry_end_address    = ZeroExtend(gpt_entry.pa<55:0> OR entry_size_mask<55:0>, 64);
    bits(64) entry_start_address = ZeroExtend(gpt_entry.pa<55:0> AND NOT entry_size_mask<55:0>, 64);

    case tlbi.op of
        when TLBIOp\_RPA
            match = (UInt(tlbi.address<55:0>) <= UInt(entry_end_address<55:0>) &&
                    UInt(tlbi.end_address<55:0>) > UInt(entry_start_address<55:0>) &&
                    (tlbi.level == TLBILevel\_Any || gpt_entry.level == 1));
        when TLBIOp\_PAALL
            match = TRUE;

    return match;
```

## Library pseudocode for aarch64/functions/tlbi/HasLargeAddress

```
// HasLargeAddress()
// =====
// Returns TRUE if the regime is configured for 52 bit addresses, FALSE otherwise.

boolean HasLargeAddress(Regime regime)
    if !IsFeatureImplemented(FEAT_LPA2) then
        return FALSE;
    case regime of
        when Regime\_EL3
            return TCR_EL3.DS == '1';
        when Regime\_EL2
            return TCR_EL2.DS == '1';
        when Regime\_EL20
            return TCR_EL2.DS == '1';
        when Regime\_EL10
            return TCR_EL1.DS == '1';
        otherwise
            Unreachable();
```

## Library pseudocode for aarch64/functions/tlbi/ResTLBIRTTL

```
// ResTLBIRTTL()
// =====
// Determine whether the TTL field in TLBI instructions that do apply
// to a range of addresses contains a reserved value

boolean ResTLBIRTTL(bits(2) tg, bits(2) ttl)
    case ttl of
        when '00' return TRUE;
        when '01' return DecodeTLBITG(tg) == TGx\_16KB && !IsFeatureImplemented(FEAT_LPA2);
        otherwise return FALSE;
```

### Library pseudocode for aarch64/functions/tlbi/ResTLBITTL

```
// ResTLBITTL()
// =====
// Determine whether the TTL field in TLBI instructions that do not apply
// to a range of addresses contains a reserved value

boolean ResTLBITTL(bits(4) ttl)
    case ttl of
        when '00xx' return TRUE;
        when '0100' return !IsFeatureImplemented(FEAT_LPA2);
        when '1000' return TRUE;
        when '1001' return !IsFeatureImplemented(FEAT_LPA2);
        when '1100' return TRUE;
        otherwise   return FALSE;
```

### Library pseudocode for aarch64/functions/tlbi/TGBits

```
// TGBits()
// =====
// Return the number of bits required for a Tag Granule.

integer TGBits(bits(2) tg)
    case tg of
        when '01' return 12; // 4KB
        when '10' return 14; // 16KB
        when '11' return 16; // 64KB
        otherwise
            Unreachable\(\);
```

### Library pseudocode for aarch64/functions/tlbi/TLBI

```
// TLBI()
// =====
// Invalidates TLB entries for which TLBIMatch() returns TRUE.

TLBI(TLBIRecord r)
    IMPLEMENTATION_DEFINED;
```

### Library pseudocode for aarch64/functions/tlbi/TLBILevel

```
// TLBILevel
// =====

enumeration TLBILevel {
    TLBILevel_Any,          // this applies to TLB entries at all levels
    TLBILevel_Last         // this applies to TLB entries at last level only
};
```



```

// TLBIMatch()
// =====
// Determine whether the TLB entry lies within the scope of invalidation

boolean TLBIMatch(TLBIRecord tlbi, TLBRecord tlb_entry)
    boolean match;
    bits(64) entry_block_mask = ZeroExtend(Ones(tlb_entry.blocksize), 64);
    bits(64) entry_end_address = tlb_entry.context.ia OR entry_block_mask;
    bits(64) entry_start_address = tlb_entry.context.ia AND NOT entry_block_mask;
    case tlbi.op of
        when TLBIOp\_DALL, TLBIOp\_IALL
            match = (tlbi.security == tlb_entry.context.ss &&
                    tlb_entry.regime == tlb_entry.context.regime);
        when TLBIOp\_DASID, TLBIOp\_IASID
            match = (tlb_entry.context.includes_s1 &&
                    tlb_entry.security == tlb_entry.context.ss &&
                    tlb_entry.regime == tlb_entry.context.regime &&
                    (!UseVMID(tlb_entry.context) || tlb_entry.vmid == tlb_entry.context.vmid) &&
                    (UseASID(tlb_entry.context) && tlb_entry.context.nG == '1' &&
                     tlb_entry.asid == tlb_entry.context.asid));
        when TLBIOp\_DVA, TLBIOp\_IVA
            boolean regime_match;
            boolean context_match;
            boolean address_match;
            boolean level_match;
            regime_match = (tlb_entry.context.includes_s1 &&
                            tlb_entry.security == tlb_entry.context.ss &&
                            tlb_entry.regime == tlb_entry.context.regime);
            context_match = ((!UseVMID(tlb_entry.context) || tlb_entry.vmid == tlb_entry.context.vmid) &&
                             (!UseASID(tlb_entry.context) || tlb_entry.asid == tlb_entry.context.asid ||
                              tlb_entry.context.nG == '0'));
            constant integer addr_lsb = tlb_entry.blocksize;
            address_match = tlb_entry.address<55:addr_lsb> == tlb_entry.context.ia<55:addr_lsb>;
            level_match = (tlb_entry.level == TLBILevel\_Any || !tlb_entry.walkstate.istable);
            match = regime_match && context_match && address_match && level_match;
        when TLBIOp\_ALL
            relax_regime = (tlbi.from_aarch64 &&
                            tlb_entry.regime IN {Regime\_EL20, Regime\_EL2} &&
                            tlb_entry.context.regime IN {Regime\_EL20, Regime\_EL2});
            match = (tlbi.security == tlb_entry.context.ss &&
                    (tlbi.regime == tlb_entry.context.regime || relax_regime));
        when TLBIOp\_ASID
            match = (tlb_entry.context.includes_s1 &&
                    tlb_entry.security == tlb_entry.context.ss &&
                    tlb_entry.regime == tlb_entry.context.regime &&
                    (!UseVMID(tlb_entry.context) || tlb_entry.vmid == tlb_entry.context.vmid) &&
                    (UseASID(tlb_entry.context) && tlb_entry.context.nG == '1' &&
                     tlb_entry.asid == tlb_entry.context.asid));
        when TLBIOp\_IPAS2, TLBIOp\_IPAS2
            constant integer addr_lsb = tlb_entry.blocksize;
            match = (!tlb_entry.context.includes_s1 && tlb_entry.context.includes_s2 &&
                    tlb_entry.security == tlb_entry.context.ss &&
                    tlb_entry.regime == tlb_entry.context.regime &&
                    (!UseVMID(tlb_entry.context) || tlb_entry.vmid == tlb_entry.context.vmid) &&
                    tlb_entry.ipaspace == tlb_entry.context.ipaspace &&
                    tlb_entry.address<55:addr_lsb> == tlb_entry.context.ia<55:addr_lsb> &&
                    (!tlbi.from_aarch64 || ResTLBITTL(tlbi.ttl) || (
                        DecodeTLBITG(tlbi.ttl<3:2>) == tlb_entry.context.tg &&
                        UInt(tlbi.ttl<1:0>) == tlb_entry.walkstate.level)
                    ) &&
                    ((tlbi.d128 && tlb_entry.context.isd128) ||
                     (tlbi.d64 && !tlb_entry.context.isd128) ||
                     (tlbi.d64 && tlb_entry.d128)) &&
                    (tlb_entry.level == TLBILevel\_Any || !tlb_entry.walkstate.istable));
        when TLBIOp\_VAA, TLBIOp\_VAA
            constant integer addr_lsb = tlb_entry.blocksize;
            match = (tlb_entry.context.includes_s1 &&
                    tlb_entry.security == tlb_entry.context.ss &&
                    tlb_entry.regime == tlb_entry.context.regime &&
                    (!UseVMID(tlb_entry.context) || tlb_entry.vmid == tlb_entry.context.vmid) &&

```

```

    tlbi.address<55:addr_lsb> == tlbi_entry.context.ia<55:addr_lsb> &&
    (!tlbi.from_aarch64 || ResTLBITTL(tlbi.ttl) || (
        DecodeTLBITG(tlbi.ttl<3:2>) == tlbi_entry.context.tg &&
        UInt(tlbi.ttl<1:0>) == tlbi_entry.walkstate.level)
    ) &&
    ((tlbi.d128 && tlbi_entry.context.isd128) ||
    (tlbi.d64 && !tlbi_entry.context.isd128) ||
    (tlbi.d64 && tlbi.d128)) &&
    (tlbi.level == TLBIlevel Any || !tlbi_entry.walkstate.istable));
when TLBIOp VA, TLBIOp VA
    constant integer addr_lsb = tlbi_entry.blocksize;
    match = (tlbi_entry.context.includes_s1 &&
    tlbi.security == tlbi_entry.context.ss &&
    tlbi.regime == tlbi_entry.context.regime &&
    (!UseVMID(tlbi_entry.context) || tlbi.vmid == tlbi_entry.context.vmid) &&
    (!UseASID(tlbi_entry.context) || tlbi.asid == tlbi_entry.context.asid ||
    tlbi_entry.context.nG == '0') &&
    tlbi.address<55:addr_lsb> == tlbi_entry.context.ia<55:addr_lsb> &&
    (!tlbi.from_aarch64 || ResTLBITTL(tlbi.ttl) || (
        DecodeTLBITG(tlbi.ttl<3:2>) == tlbi_entry.context.tg &&
        UInt(tlbi.ttl<1:0>) == tlbi_entry.walkstate.level)
    ) &&
    ((tlbi.d128 && tlbi_entry.context.isd128) ||
    (tlbi.d64 && !tlbi_entry.context.isd128) ||
    (tlbi.d64 && tlbi.d128)) &&
    (tlbi.level == TLBIlevel Any || !tlbi_entry.walkstate.istable));
when TLBIOp VMALL
    match = (tlbi_entry.context.includes_s1 &&
    tlbi.security == tlbi_entry.context.ss &&
    tlbi.regime == tlbi_entry.context.regime &&
    (!UseVMID(tlbi_entry.context) || tlbi.vmid == tlbi_entry.context.vmid));
when TLBIOp VMALLS12
    match = (tlbi.security == tlbi_entry.context.ss &&
    tlbi.regime == tlbi_entry.context.regime &&
    (!UseVMID(tlbi_entry.context) || tlbi.vmid == tlbi_entry.context.vmid));
when TLBIOp RIPAS2, TLBIOp RIPAS2
    match = (!tlbi_entry.context.includes_s1 && tlbi_entry.context.includes_s2 &&
    tlbi.security == tlbi_entry.context.ss &&
    tlbi.regime == tlbi_entry.context.regime &&
    (!UseVMID(tlbi_entry.context) || tlbi.vmid == tlbi_entry.context.vmid) &&
    tlbi.ipaspace == tlbi_entry.context.ipaspace &&
    (tlbi.tg != '00' && DecodeTLBITG(tlbi.tg) == tlbi_entry.context.tg) &&
    (!tlbi.from_aarch64 || ResTLBITRTTL(tlbi.tg, tlbi.ttl<1:0>) ||
    UInt(tlbi.ttl<1:0>) == tlbi_entry.walkstate.level) &&
    ((tlbi.d128 && tlbi_entry.context.isd128) ||
    (tlbi.d64 && !tlbi_entry.context.isd128) ||
    (tlbi.d64 && tlbi.d128)) &&
    UInt(tlbi.address<55:0>) <= UInt(entry_end_address<55:0>) &&
    UInt(tlbi.end_address<55:0>) > UInt(entry_start_address<55:0>));
when TLBIOp RVAA, TLBIOp RVAA
    match = (tlbi_entry.context.includes_s1 &&
    tlbi.security == tlbi_entry.context.ss &&
    tlbi.regime == tlbi_entry.context.regime &&
    (!UseVMID(tlbi_entry.context) || tlbi.vmid == tlbi_entry.context.vmid) &&
    (tlbi.tg != '00' && DecodeTLBITG(tlbi.tg) == tlbi_entry.context.tg) &&
    (!tlbi.from_aarch64 || ResTLBITRTTL(tlbi.tg, tlbi.ttl<1:0>) ||
    UInt(tlbi.ttl<1:0>) == tlbi_entry.walkstate.level) &&
    ((tlbi.d128 && tlbi_entry.context.isd128) ||
    (tlbi.d64 && !tlbi_entry.context.isd128) ||
    (tlbi.d64 && tlbi.d128)) &&
    UInt(tlbi.address<55:0>) <= UInt(entry_end_address<55:0>) &&
    UInt(tlbi.end_address<55:0>) > UInt(entry_start_address<55:0>));
when TLBIOp RVA, TLBIOp RVA
    match = (tlbi_entry.context.includes_s1 &&
    tlbi.security == tlbi_entry.context.ss &&
    tlbi.regime == tlbi_entry.context.regime &&
    (!UseVMID(tlbi_entry.context) || tlbi.vmid == tlbi_entry.context.vmid) &&
    (!UseASID(tlbi_entry.context) || tlbi.asid == tlbi_entry.context.asid ||
    tlbi_entry.context.nG == '0') &&
    (tlbi.tg != '00' && DecodeTLBITG(tlbi.tg) == tlbi_entry.context.tg) &&

```



```

        (!tlbi.from_aarch64 || ResTLBIRTTL(tlbi.tg, tlbi.ttl<1:0>) ||
         UInt(tlbi.ttl<1:0>) == tlb_entry.walkstate.level) &&
        ((tlbi.d128 && tlb_entry.context.isd128) ||
         (tlbi.d64 && !tlb_entry.context.isd128) ||
         (tlbi.d64 && tlbi.d128)) &&
        UInt(tlbi.address<55:0>) <= UInt(entry_end_address<55:0>) &&
        UInt(tlbi.end_address<55:0>) > UInt(entry_start_address<55:0>));
    when TLBIOp\_RPA
        entry_end_address<55:0> = (tlb_entry.walkstate.baseaddress.address<55:0> OR
                                   entry_block_mask<55:0>);
        entry_start_address<55:0> = (tlb_entry.walkstate.baseaddress.address<55:0> AND
                                     NOT entry_block_mask<55:0>);
        match = (tlb_entry.context.includes_gpt &&
                 UInt(tlbi.address<55:0>) <= UInt(entry_end_address<55:0>) &&
                 UInt(tlbi.end_address<55:0>) > UInt(entry_start_address<55:0>));
    when TLBIOp\_PAALL
        match = tlb_entry.context.includes_gpt;

    if tlbi.attr == TLBI\_ExcludeXS && tlb_entry.context.xs == '1' then
        match = FALSE;

    return match;

```

### Library pseudocode for aarch64/functions/tlbi/TLBIMemAttr

```

// TLBIMemAttr
// =====
// Defines the attributes of the memory operations that must be completed in
// order to deem the TLBI operation as completed.

enumeration TLBIMemAttr {
    TLBI_AllAttr,           // All TLB entries within the scope of the invalidation
    TLBI_ExcludeXS         // Only TLB entries with XS=0 within the scope of the invalidation
};

```

### Library pseudocode for aarch64/functions/tlbi/TLBIOp

```

// TLBIOp
// =====

enumeration TLBIOp {
    TLBIOp_DALL,           // AArch32 Data TLBI operations - deprecated
    TLBIOp_DASID,
    TLBIOp_DVA,
    TLBIOp_IALL,           // AArch32 Instruction TLBI operations - deprecated
    TLBIOp_IASID,
    TLBIOp_IVA,
    TLBIOp_ALL,
    TLBIOp_ASID,
    TLBIOp_IPAS2,
    TLBIOp_IPAS2,
    TLBIOp_VAA,
    TLBIOp_VA,
    TLBIOp_VAA,
    TLBIOp_VA,
    TLBIOp_VMALL,
    TLBIOp_VMALLS12,
    TLBIOp_RIPAS2,
    TLBIOp_RIPAS2,
    TLBIOp_RVAA,
    TLBIOp_RVA,
    TLBIOp_RVAA,
    TLBIOp_RVA,
    TLBIOp_RPA,
    TLBIOp_PAALL,
    TLBIOp_VMALLWS2
};

```

## Library pseudocode for aarch64/functions/tlbi/TLBIPRange

```
// TLBIPRange()
// =====
// Extract the input address range information from encoded Xt.

(boolean, bits(2), bits(64), bits(64)) TLBIPRange(Regime regime, bits(128) Xt)
    boolean valid      = TRUE;
    bits(64) start_address = Zeros(64);
    bits(64) end_address  = Zeros(64);

    bits(2) tg          = Xt<47:46>;
    integer scale        = UInt(Xt<45:44>);
    integer num          = UInt(Xt<43:39>);

    if tg == '00' then
        return (FALSE, tg, start_address, end_address);

    constant integer tg_bits = TGBits(tg);
    start_address<55:tg_bits> = Xt<107:64+(tg_bits-12)>;

    integer range = (num+1) << (5*scale + 1 + tg_bits);
    end_address  = start_address + range<63:0>;

    if end_address<55> != start_address<55> then
        // overflow, saturate it
        end_address = Replicate(start_address<55>, 64-55) : Ones(55);

    return (valid, tg, start_address, end_address);
```

## Library pseudocode for aarch64/functions/tlbi/TLBIRange

```
// TLBIRange()
// =====
// Extract the input address range information from encoded Xt.

(boolean, bits(2), bits(64), bits(64)) TLBIRange(Regime regime, bits(64) Xt)
    boolean valid = TRUE;
    bits(64) start_address = Zeros(64);
    bits(64) end_address = Zeros(64);

    bits(2) tg = Xt<47:46>;
    integer scale = UInt(Xt<45:44>);
    integer num = UInt(Xt<43:39>);
    integer tg_bits;

    if tg == '00' then
        return (FALSE, tg, start_address, end_address);

    case tg of
        when '01' // 4KB
            tg_bits = 12;
            if HasLargeAddress(regime) then
                start_address<52:16> = Xt<36:0>;
                start_address<63:53> = Replicate(Xt<36>, 11);
            else
                start_address<48:12> = Xt<36:0>;
                start_address<63:49> = Replicate(Xt<36>, 15);
        when '10' // 16KB
            tg_bits = 14;
            if HasLargeAddress(regime) then
                start_address<52:16> = Xt<36:0>;
                start_address<63:53> = Replicate(Xt<36>, 11);
            else
                start_address<50:14> = Xt<36:0>;
                start_address<63:51> = Replicate(Xt<36>, 13);
        when '11' // 64KB
            tg_bits = 16;
            start_address<52:16> = Xt<36:0>;
            start_address<63:53> = Replicate(Xt<36>, 11);
        otherwise
            Unreachable();

    integer range = (num+1) << (5*scale + 1 + tg_bits);
    end_address = start_address + range<63:0>;

    if IsFeatureImplemented(FEAT_LVA3) && end_address<56> != start_address<56> then
        // overflow, saturate it
        end_address = Replicate(start_address<56>, 64-56) : Ones(56);
    elsif end_address<52> != start_address<52> then
        // overflow, saturate it
        end_address = Replicate(start_address<52>, 64-52) : Ones(52);

    return (valid, tg, start_address, end_address);
```

## Library pseudocode for aarch64/functions/tlbi/TLBIRecord

```
// TLBIRecord
// =====
// Details related to a TLBI operation.

type TLBIRecord is (
    TLBIOp          op,
    boolean         from_aarch64, // originated as an AArch64 operation
    SecurityState   security,
    Regime           regime,
    bits(16)        vmid,
    bits(16)        asid,
    TLBILevel       level,
    TLBIMemAttr     attr,
    PASpace         ipaspace,      // For operations that take IPA as input address
    bits(64)        address,      // input address, for range operations, start address
    bits(64)        end_address,  // for range operations, end address
    boolean         d64,          // For operations that evict VMSAv8-64 based TLB entries
    boolean         d128,         // For operations that evict VMSAv9-128 based TLB entries
    bits(4)         ttl,          // translation table walk level holding the leaf entry
                                // for the address being invalidated
                                // For Non-Range Invalidations:
                                //   When the ttl is
                                //   '00xx' : this applies to all TLB entries
                                //   Otherwise : TLBIP instructions invalidates D128 TLB
                                //           entries only
                                //           TLBI instructions invalidates D64 TLB
                                //           entries only
                                // For Range Invalidations:
                                //   When the ttl is
                                //   '00' : this applies to all TLB entries
                                //   Otherwise : TLBIP instructions invalidates D128 TLB
                                //           entries only
                                //           TLBI instructions invalidates D64 TLB
                                //           entries only
    bits(2)         tg            // for range operations, translation granule
)
```

## Library pseudocode for aarch64/functions/tlbi/VMID

```
// VMID[]
// =====
// Effective VMID.

bits(16) VMID[]
    if EL2Enabled() then
        if !ELUsingAArch32(EL2) then
            if IsFeatureImplemented(FEAT_VMID16) && VTCR_EL2.VS == '1' then
                return VTTBR_EL2.VMID;
            else
                return ZeroExtend(VTTBR_EL2.VMID<7:0>, 16);
        else
            return ZeroExtend(VTTBR.VMID, 16);
    elsif HaveEL(EL2) && IsFeatureImplemented(FEAT_SEL2) then
        return Zeros(16);
    else
        return VMID\_NONE;
```

## Library pseudocode for aarch64/functions/tlbi/VMID\_NONE

```
constant bits(16) VMID_NONE = Zeros(16);
```

## Library pseudocode for aarch64/functions/tme/CheckTransactionalSystemAccess

```
// CheckTransactionalSystemAccess()
// =====
// Returns TRUE if an AArch64 MSR, MRS, or SYS instruction is permitted in
// Transactional state, based on the opcode's encoding, and FALSE otherwise.

boolean CheckTransactionalSystemAccess(bits(2) op0, bits(3) op1, bits(4) crn, bits(4) crm,
                                      bits(3) op2, bit read)

    case read:op0:op1:crn:crm:op2 of
        when '0 00 011 0100 xxxx 11x' return TRUE;           // MSR (imm): DAIFSet, DAIFClr
        when '0 01 011 0111 0100 001' return TRUE;           // DC ZVA
        when '0 11 011 0100 0010 00x' return TRUE;           // MSR: NZCV, DAIF
        when '0 11 011 0100 0100 00x' return TRUE;           // MSR: FPCR, FPSR
        when '0 11 000 0100 0110 000' return TRUE;           // MSR: ICC_PMR_EL1
        when '0 11 011 1001 1100 100' return TRUE;           // MRS: PMSWINC_EL0
        when '1 11 011 0010 0101 001' return TRUE;           // MRS: GCSPR_EL0, at EL0
        return PSTATE.EL == EL0;
    // MRS: GCSPR_EL1 at EL1 OR at EL2 when E2H is '1'
    when '1 11 000 0010 0101 001'
        return PSTATE.EL == EL1 || (PSTATE.EL == EL2 && IsInHost());
    when '1 11 100 0010 0101 001'
        return PSTATE.EL == EL2 && !IsInHost();           // MRS: GCSPR_EL2, at EL2 when E2H is '0'
    when '1 11 110 0010 0101 001'
        return PSTATE.EL == EL3;           // MRS: GCSPR_EL3, at EL3
    when '0 01 011 0111 0111 000' return TRUE;           // GCSPUSHM
    when '1 01 011 0111 0111 001' return TRUE;           // GCSPOPM
    when '0 01 011 0111 0111 010' return TRUE;           // GCSSS1
    when '1 01 011 0111 0111 011' return TRUE;           // GCSSS2
    when '0 01 000 0111 0111 110' return TRUE;           // GCSPOPX
    when '1 11 101 0010 0101 001' return FALSE;          // MRS: GCSPR_EL12
    when '1 11 000 0010 0101 010' return FALSE;          // MRS: GCSCRE0_EL1
    when '1 11 000 0010 0101 000' return FALSE;          // MRS: GCSCR_EL1
    when '1 11 101 0010 0101 000' return FALSE;          // MRS: GCSCR_EL12
    when '1 11 100 0010 0101 000' return FALSE;          // MRS: GCSCR_EL2
    when '1 11 110 0010 0101 000' return FALSE;          // MRS: GCSCR_EL3
    when '1 11 xxx 0xxx xxxx xxx' return TRUE;           // MRS: op0=3, CRn=0..7
    when '1 11 xxx 100x xxxx xxx' return TRUE;           // MRS: op0=3, CRn=8..9
    when '1 11 xxx 1010 xxxx xxx' return TRUE;           // MRS: op0=3, CRn=10
    when '1 11 000 1100 1x00 010' return TRUE;           // MRS: op0=3, CRn=12 - ICC_HPPIRx_EL1
    when '1 11 000 1100 1011 011' return TRUE;           // MRS: op0=3, CRn=12 - ICC_RPR_EL1
    when '1 11 xxx 1101 xxxx xxx' return TRUE;           // MRS: op0=3, CRn=13
    when '1 11 xxx 1110 xxxx xxx' return TRUE;           // MRS: op0=3, CRn=14
    when '0 01 011 0111 0011 111' return TRUE;           // CPP RCTX
    when '0 01 011 0111 0011 10x' return TRUE;           // CFP RCTX, DVP RCTX
    when 'x 11 xxx 1x11 xxxx xxx' return TRUE;           // MRS: op0=3, CRn=11,15
    return (boolean IMPLEMENTATION_DEFINED
            "Accessibility of registers encoded with op0=0b11 and CRn=0b1x11 is allowed");
    otherwise return FALSE;           // All other SYS, SYSL, MRS, MSR
```

## Library pseudocode for aarch64/functions/tme/CommitTransactionalWrites

```
// CommitTransactionalWrites()
// =====
// Makes all transactional writes to memory observable by other PEs and reset
// the transactional read and write sets.

CommitTransactionalWrites();
```

## Library pseudocode for aarch64/functions/tme/DiscardTransactionalWrites

```
// DiscardTransactionalWrites()
// =====
// Discards all transactional writes to memory and reset the transactional
// read and write sets.

DiscardTransactionalWrites();
```

## Library pseudocode for aarch64/functions/tme/FailTransaction

```
// FailTransaction()
// =====

FailTransaction(TMFailure cause, boolean retry)
    FailTransaction(cause, retry, FALSE, Zeros(15));
    return;

// FailTransaction()
// =====
// Exits Transactional state and discards transactional updates to registers
// and memory.

FailTransaction(TMFailure cause, boolean retry, boolean interrupt, bits(15) reason)
    assert !retry || !interrupt;

    if IsFeatureImplemented(FEAT_BRBE) && BranchRecordAllowed(PSTATE.EL) then
        BRBFCR_EL1.LASTFAILED = '1';

    DiscardTransactionalWrites();
    // For trivial implementation no transaction checkpoint was taken
    if cause != TMFailure TRIVIAL then
        RestoreTransactionCheckpoint();
    ClearExclusiveLocal(ProcessorID());

    bits(64) result = Zeros(64);

    result<23> = if interrupt then '1' else '0';
    result<15> = if retry && !interrupt then '1' else '0';
    case cause of
        when TMFailure TRIVIAL result<24> = '1';
        when TMFailure DBG result<22> = '1';
        when TMFailure NEST result<21> = '1';
        when TMFailure SIZE result<20> = '1';
        when TMFailure ERR result<19> = '1';
        when TMFailure IMP result<18> = '1';
        when TMFailure MEM result<17> = '1';
        when TMFailure CNCL result<16> = '1'; result<14:0> = reason;

    TSTATE.depth = 0;
    X[TSTATE.Rt, 64] = result;
    boolean branch_conditional = FALSE;
    BranchTo(TSTATE.nPC, BranchType TMFAIL, branch_conditional);
    EndOfInstruction();
    return;
```

## Library pseudocode for aarch64/functions/tme/IsTMEEnabled

```
// IsTMEEnabled()
// =====
// Returns TRUE if access to TME instruction is enabled, FALSE otherwise.

boolean IsTMEEnabled()
    if PSTATE.EL IN {EL0, EL1, EL2} && HaveEL(EL3) then
        if SCR_EL3.TME == '0' then
            return FALSE;
    if PSTATE.EL IN {EL0, EL1} && EL2Enabled() then
        if HCR_EL2.TME == '0' then
            return FALSE;
    return TRUE;
```

## Library pseudocode for aarch64/functions/tme/MemHasTransactionalAccess

```
// MemHasTransactionalAccess()
// =====
// Function checks if transactional accesses are not supported for an address
// range or memory type.

boolean MemHasTransactionalAccess(MemoryAttributes memattrs)
    if ((memattrs.shareability == Shareability\_ISH ||
        memattrs.shareability == Shareability\_OSH) &&
        memattrs.memtype == MemType\_Normal &&
        memattrs.inner.attrs == MemAttr\_WB &&
        memattrs.inner.hints == MemHint\_RWA &&
        memattrs.inner.transient == FALSE &&
        memattrs.outer.hints == MemHint\_RWA &&
        memattrs.outer.attrs == MemAttr\_WB &&
        memattrs.outer.transient == FALSE) then
        return TRUE;
    else
        return boolean IMPLEMENTATION_DEFINED "Memory Region does not support Transactional access";
```

## Library pseudocode for aarch64/functions/tme/RestoreTransactionCheckpoint

```
// RestoreTransactionCheckpoint()
// =====
// Restores part of the PE registers from the transaction checkpoint.

RestoreTransactionCheckpoint()
    SP[] = TSTATE.SP;
    ICC_PMR_EL1 = TSTATE.ICC_PMR_EL1;
    PSTATE.<N,Z,C,V> = TSTATE.nzcv;
    PSTATE.<D,A,I,F> = TSTATE.<D,A,I,F>;

    for n = 0 to 30
        X[n, 64] = TSTATE.X[n];

    if IsFPEEnabled(PSTATE.EL) then
        if IsSVEEnabled(PSTATE.EL) then
            constant integer VL = CurrentVL;
            constant integer PL = VL DIV 8;
            for n = 0 to 31
                Z[n, VL] = TSTATE.Z[n]<VL-1:0>;
            for n = 0 to 15
                P[n, PL] = TSTATE.P[n]<PL-1:0>;
                FFR[PL] = TSTATE.FFR<PL-1:0>;
        else
            for n = 0 to 31
                V[n, 128] = TSTATE.Z[n]<127:0>;
            FPCR = TSTATE.FPCR;
            FPSR = TSTATE.FPSR;

    if IsFeatureImplemented(FEAT_GCS) then
        case PSTATE.EL of
            when EL0 GCSPR_EL0 = TSTATE.GCSPR_ELx;
            when EL1 GCSPR_EL1 = TSTATE.GCSPR_ELx;
            when EL2 GCSPR_EL2 = TSTATE.GCSPR_ELx;
            when EL3 GCSPR_EL3 = TSTATE.GCSPR_ELx;

    return;
```

## Library pseudocode for aarch64/functions/tme/StartTrackingTransactionalReadsWrites

```
// StartTrackingTransactionalReadsWrites()
// =====
// Starts tracking transactional reads and writes to memory.

StartTrackingTransactionalReadsWrites();
```

## Library pseudocode for aarch64/functions/tme/TMFailure

```
// TMFailure
// =====
// Transactional failure causes

enumeration TMFailure {
    TMFailure_CNCL,    // Executed a TCANCEL instruction
    TMFailure_DBG,     // A debug event was generated
    TMFailure_ERR,     // A non-permissible operation was attempted
    TMFailure_NEST,    // The maximum transactional nesting level was exceeded
    TMFailure_SIZE,    // The transactional read or write set limit was exceeded
    TMFailure_MEM,     // A transactional conflict occurred
    TMFailure_TRIVIAL, // Only a TRIVIAL version of TM is available
    TMFailure_IMP      // Any other failure cause
};
```

## Library pseudocode for aarch64/functions/tme/TMState

```
// TMState
// =====
// Transactional execution state bits.
// There is no significance to the field order.

type TMState is (
    integer    depth,           // Transaction nesting depth
    integer    Rt,             // TSTART destination register
    bits(64)   nPC,            // Fallback instruction address
    array[0..30] of bits(64) X, // General purpose registers
    array[0..31] of bits(MAX_VL) Z, // Vector registers
    array[0..15] of bits(MAX_PL) P, // Predicate registers
    bits(MAX_PL) FFR,          // First Fault Register
    bits(64)   SP,             // Stack Pointer at current EL
    bits(64)   FPCR,           // Floating-point Control Register
    bits(64)   FPSR,           // Floating-point Status Register
    bits(64)   ICC_PMR_EL1,    // Interrupt Controller Interrupt Priority Mask Register
    bits(64)   GCSPR_ELx,      // GCS pointer for current EL
    bits(4)    nzcv,           // Condition flags
    bits(1)    D,              // Debug mask bit
    bits(1)    A,              // SError interrupt mask bit
    bits(1)    I,              // IRQ mask bit
    bits(1)    F               // FIQ mask bit
)
```

## Library pseudocode for aarch64/functions/tme/TSTATE

```
TMState TSTATE;
```



## Library pseudocode for aarch64/functions/tme/TakeTransactionCheckpoint

```
// TakeTransactionCheckpoint()
// =====
// Captures part of the PE registers into the transaction checkpoint.

TakeTransactionCheckpoint()
    TSTATE.SP          = SP[];
    TSTATE.ICC_PMR_EL1 = ICC_PMR_EL1;
    TSTATE.nzcv        = PSTATE.<N,Z,C,V>;
    TSTATE.<D,A,I,F>    = PSTATE.<D,A,I,F>;

    for n = 0 to 30
        TSTATE.X[n] = X[n, 64];

    if IsFPEEnabled(PSTATE.EL) then
        if IsSVEEnabled(PSTATE.EL) then
            constant integer VL = CurrentVL;
            constant integer PL = VL DIV 8;
            for n = 0 to 31
                TSTATE.Z[n]<VL-1:0> = Z[n, VL];
            for n = 0 to 15
                TSTATE.P[n]<PL-1:0> = P[n, PL];
            TSTATE.FFR<PL-1:0> = FFR[PL];
        else
            for n = 0 to 31
                TSTATE.Z[n]<127:0> = V[n, 128];
            TSTATE.FPCR = FPCR;
            TSTATE.FPSR = FPSR;

    if IsFeatureImplemented(FEAT_GCS) then
        case PSTATE.EL of
            when EL0 TSTATE.GCSPR_ELx = GCSPR_EL0;
            when EL1 TSTATE.GCSPR_ELx = GCSPR_EL1;
            when EL2 TSTATE.GCSPR_ELx = GCSPR_EL2;
            when EL3 TSTATE.GCSPR_ELx = GCSPR_EL3;

    return;
```

## Library pseudocode for aarch64/functions/tme/TransactionStartTrap

```
// TransactionStartTrap()
// =====
// Traps the execution of TSTART instruction.

TransactionStartTrap(integer dreg)
    bits(2) targetEL;
    bits(64) preferred_exception_return = ThisInstrAddr(64);
    vect_offset = 0x0;

    except = ExceptionSyndrome(Exception TSTARTAccessTrap);
    except.syndrome<9:5> = dreg<4:0>;

    if UInt(PSTATE.EL) > UInt(EL1) then
        targetEL = PSTATE.EL;
    elsif EL2Enabled() && HCR_EL2.TGE == '1' then
        targetEL = EL2;
    else
        targetEL = EL1;
    AArch64.TakeException(targetEL, except, preferred_exception_return, vect_offset);
```

## Library pseudocode for aarch64/functions/vbitop/VBitOp

```
// VBitOp
// =====
// Vector bit select instruction types.

enumeration VBitOp    {VBitOp_VBIF, VBitOp_VBIT, VBitOp_VBSL, VBitOp_VEOR};
```

## Library pseudocode for aarch64/translation/attrs/AArch64.MAIRAttr

```
// AArch64.MAIRAttr()
// =====
// Retrieve the memory attribute encoding indexed in the given MAIR

bits(8) AArch64.MAIRAttr(integer index, MAIRType mair2, MAIRType mair)
    assert (index < 8 || (IsFeatureImplemented(FEAT_AIE) && (index < 16)));
    if (index > 7) then
        return Elem[mair2, index-8, 8]; // Read from LSB at MAIR2
    else
        return Elem[mair, index, 8];
```

## Library pseudocode for aarch64/translation/debug/AArch64.CheckBreakpoint

```
// AArch64.CheckBreakpoint()
// =====
// Called before executing the instruction of length "size" bytes at "vaddress" in an AArch64
// translation regime, when either debug exceptions are enabled, or halting debug is enabled
// and halting is allowed.

FaultRecord AArch64.CheckBreakpoint(FaultRecord fault_in, bits(64) vaddress,
                                     AccessDescriptor accdesc, integer size)

    assert !ELUsingAArch32(S1TranslationRegime());
    assert (UsingAArch32() && size IN {2,4}) || size == 4;

    FaultRecord fault = fault_in;
    boolean match = FALSE;
    boolean addr_match_bp = FALSE; // Default assumption that all address match breakpoints
                                   // are inactive or disabled.
    boolean addr_mismatch_bp = FALSE; // Default assumption that all address mismatch
                                      // breakpoints are inactive or disabled.
    boolean addr_match = FALSE;
    boolean addr_mismatch = TRUE; // Default assumption that the given virtual address is
                                  // outside the range of all address mismatch breakpoints
    boolean ctxt_match = FALSE;

    for i = 0 to NumBreakpointsImplemented() - 1
        (bp_type, match_i) = AArch64.BreakpointMatch(i, vaddress, accdesc, size);
        if bp_type == BreakpointType AddrMatch then
            addr_match_bp = TRUE;
            addr_match = addr_match || match_i;
        elseif bp_type == BreakpointType AddrMismatch then
            addr_mismatch_bp = TRUE;
            addr_mismatch = addr_mismatch && !match_i;
        elseif bp_type == BreakpointType CtxtMatch then
            ctxt_match = ctxt_match || match_i;

    if addr_match_bp && addr_mismatch_bp then
        match = addr_match && addr_mismatch;
    else
        match = (addr_match_bp && addr_match) || (addr_mismatch_bp && addr_mismatch);

    match = match || ctxt_match;

    if match then
        fault.statuscode = Fault_Debug;
        if HaltOnBreakpointOrWatchpoint() then
            reason = DebugHalt_Breakpoint;
            Halt(reason);

    return fault;
```

## Library pseudocode for aarch64/translation/debug/AArch64.CheckDebug

```
// AArch64.CheckDebug()
// =====
// Called on each access to check for a debug exception or entry to Debug state.

FaultRecord AArch64.CheckDebug(bits(64) vaddress, AccessDescriptor accdesc, integer size)

    FaultRecord fault = NoFault(accdesc);
    boolean generate_exception;

    boolean d_side = (IsDataAccess(accdesc.acctype) || accdesc.acctype == AccessType\_DC);
    boolean i_side = (accdesc.acctype == AccessType\_IFETCH);
    if accdesc.acctype == AccessType\_NV2 then
        mask = '0';
        ss = CurrentSecurityState();
        generate_exception = (AArch64.GenerateDebugExceptionsFrom(EL2, ss, mask) &&
                               MDSCR_EL1.MDE == '1');
    else
        generate_exception = AArch64.GenerateDebugExceptions() && MDSCR_EL1.MDE == '1';
    halt = HaltOnBreakpointOrWatchpoint();

    if generate_exception || halt then
        if d_side then
            fault = AArch64.CheckWatchpoint(fault, vaddress, accdesc, size);
        elsif i_side then
            fault = AArch64.CheckBreakpoint(fault, vaddress, accdesc, size);

    return fault;
```



```

// AArch64.CheckWatchpoint()
// =====
// Called before accessing the memory location of "size" bytes at "address",
// when either debug exceptions are enabled for the access, or halting debug
// is enabled and halting is allowed.

FaultRecord AArch64.CheckWatchpoint(FaultRecord fault_in, bits(64) vaddress_in,
                                     AccessDescriptor accdesc, integer size_in)
{
    assert !ELUsingAArch32(S1TranslationRegime());
    FaultRecord fault = fault_in;
    FaultRecord fault_match = fault_in;
    FaultRecord fault_mismatch = fault_in;
    bits(64) vaddress = vaddress_in;
    integer size = size_in;
    boolean rounded_match = FALSE;
    bits(64) original_vaddress = vaddress;
    integer original_size = size;
    boolean addr_match_wp = FALSE; // Default assumption that all address match watchpoints
                                   // are inactive or disabled.
    boolean addr_mismatch_wp = FALSE; // Default assumption that all address mismatch
                                      // watchpoints are inactive or disabled.
    boolean addr_match = FALSE;
    boolean addr_mismatch = TRUE; // Default assumption that the given virtual address is
                                  // outside the range of all address mismatch watchpoints

    if accdesc.acctype == AccessType_DC then
        if accdesc.cacheop != CacheOp_Invalidate then
            return fault;
    elseif !IsDataAccess(accdesc.acctype) then
        return fault;

    // In case of set of contiguous memory accesses each call to this function is such that:
    // - the lowest accessed address is rounded down to the nearest multiple of 16 bytes
    // - the highest accessed address is rounded up to the nearest multiple of 16 bytes
    // Since the WPF field is set if the implementation does rounding, regardless of true or
    // false match, it would be acceptable to return TRUE for either/both of the first and last
    // access.
    if IsSVEAccess(accdesc) || IsSMEAccess(accdesc) then
        integer upper_vaddress = UInt(original_vaddress) + original_size;
        if ConstrainUnpredictableBool(Unpredictable_16BYTEROUNDEDDOWNACCESS) then
            vaddress = Align(vaddress, 16);
            rounded_match = TRUE;
        if ConstrainUnpredictableBool(Unpredictable_16BYTEROUNDEDUPACCESS) then
            upper_vaddress = Align(upper_vaddress + 15, 16);
            rounded_match = TRUE;
        size = upper_vaddress - UInt(vaddress);

    for i = 0 to NumWatchpointsImplemented() - 1
        (wp_type, match_i) = AArch64.WatchpointMatch(i, vaddress, size, accdesc);
        if wp_type == WatchpointType_AddrMatch then
            addr_match_wp = TRUE;
            addr_match = addr_match || match_i;
            if match_i then
                fault_match.statuscode = Fault_Debug;
                if DBGWCR_EL1[i].LSC<0> == '1' && accdesc.read then
                    fault_match.write = FALSE;
                elseif DBGWCR_EL1[i].LSC<1> == '1' && accdesc.write then
                    fault_match.write = TRUE;
                fault_match.maybe_false_match = rounded_match;
                fault_match.watchpt_num = i;
            elseif wp_type == WatchpointType_AddrMismatch then
                addr_mismatch_wp = TRUE;
                addr_mismatch = addr_mismatch && !match_i;
                if !match_i then
                    fault_mismatch.statuscode = Fault_Debug;
                    if DBGWCR_EL1[i].LSC<0> == '1' && accdesc.read then
                        fault_mismatch.write = FALSE;
                    elseif DBGWCR_EL1[i].LSC<1> == '1' && accdesc.write then
                        fault_mismatch.write = TRUE;
                    fault_mismatch.maybe_false_match = rounded_match;

```

```

        fault_mismatch.watchpt_num = i;
if ((addr_match_wp && addr_mismatch_wp && addr_match && addr_mismatch) ||
    (addr_match_wp && !addr_mismatch_wp && addr_match)) then
    fault = fault_match;
elsif !addr_match_wp && addr_mismatch_wp && addr_mismatch then
    fault = fault_mismatch;
if (fault.statuscode == Fault\_Debug && HaltOnBreakpointOrWatchpoint() &&
    !accdesc.nonfault && !(accdesc.firstfault && !accdesc.first)) then
    reason = DebugHalt\_Watchpoint;
    EDWAR = vaddress;
    is_async = FALSE;
    Halt(reason, is_async, fault);
return fault;

```



```

// AppendToHDBSS()
// =====
// Appends an entry to the HDBSS when the dirty state of a stage 2 descriptor is updated
// from writable-clean to writable-dirty by hardware.

FaultRecord AppendToHDBSS(FaultRecord fault_in, FullAddress ipa_in, AccessDescriptor accdesc,
                          S2TTWParams walkparams, integer level)
    assert IsFeatureImplemented(FEAT_HDBSS) && EL2Enabled();

    FaultRecord fault = fault_in;
    FullAddress ipa = ipa_in;
    constant integer hdbss_size = UInt(HDBSSBR_EL2.SZ);

    // The PE cannot append entries to the HDBSS if HDBSSPROD_EL2.FSC is
    // any other value than 0b000000.
    if HDBSSPROD_EL2.FSC != '000000' then
        fault.statuscode = Fault_Permission;
        fault.level = level;
        fault.hdbssf = TRUE;
        return fault;

    // Check if the HDBSS is full.
    if UInt(HDBSSPROD_EL2.INDEX) >= (2 ^ (hdbss_size + 12)) DIV 8 then
        fault.statuscode = Fault_Permission;
        fault.level = level;
        fault.hdbssf = TRUE;
        return fault;

    AddressDescriptor hdbss_addrdesc;

    bits(56) baddr = HDBSSBR_EL2.BADDR : Zeros(12);
    baddr<11 + hdbss_size : 12> = Zeros(hdbss_size);

    hdbss_addrdesc.paddress.address = baddr + (8 * UInt(HDBSSPROD_EL2.INDEX));
    hdbss_addrdesc.paddress.paspace = DecodePASpace(EffectiveSCR_EL3_NSE(), EffectiveSCR_EL3_NS());

    // Accesses to the HDBSS use the same memory attributes as used for stage 2 translation walks.
    hdbss_addrdesc.memattrs = WalkMemAttrs(walkparams.sh, walkparams.irgn, walkparams.orgn);
    AccessDescriptor hdbss_access = CreateAccDescHDBSS(accdesc);
    hdbss_addrdesc.mecid = AArch64.TTWalkMECID(walkparams.emec, Regime_EL10, accdesc.ss);

    if IsFeatureImplemented(FEAT_RME) then
        fault.gpcf = GranuleProtectionCheck(hdbss_addrdesc, hdbss_access);

    if fault.gpcf.gpf != GPCF_None then
        if (boolean IMPLEMENTATION_DEFINED
            "GPC fault on HDBSS write reported in HDBSSPROD_EL2") then
            HDBSSPROD_EL2.FSC = '101000';
        else
            fault.statuscode = Fault_GPCFOnWalk;
            fault.paddress = hdbss_addrdesc.paddress;
            fault.level = level;
            fault.gpcfs2walk = TRUE;
            fault.hdbssf = TRUE;

            return fault;

    // The reported IPA must be aligned to the size of the translation.
    constant integer lsb = TranslationSize(walkparams.dl28, walkparams.tgx, level);
    ipa.address = ipa.address<55:lsb> : Zeros(lsb);
    bits(64) hdbss_entry = CreateHDBSSEntry(ipa, hdbss_access.ss, level);

    if walkparams.ee == '1' then
        hdbss_entry = BigEndianReverse(hdbss_entry);

    PhysMemRetStatus memstatus = PhysMemWrite(hdbss_addrdesc, 8, hdbss_access, hdbss_entry);

    if IsFault(memstatus) then
        if (boolean IMPLEMENTATION_DEFINED
            "External Abort on HDBSS write reported in HDBSSPROD_EL2") then

```



```

        HDBSSPROD_EL2.FSC = '010000';
    else
        boolean iswrite = TRUE;
        fault = HandleExternalTTWAbort(memstatus, iswrite, hdbss_addrdesc,
                                         hdbss_access, 8, fault);

        fault.level = level;
        fault.hdbssf = TRUE;
    else
        HDBSSPROD_EL2.INDEX = HDBSSPROD_EL2.INDEX + 1;

    return fault;

```

### Library pseudocode for aarch64/translation/hdbss/CreateHDBSSEntry

```

// CreateHDBSSEntry()
// =====
// Returns a HDBSS entry.

bits(64) CreateHDBSSEntry(FullAddress ipa, SecurityState ss, integer level)
    bit ns_ipa = if ss == SS\_Secure && ipa.paspace == PAS\_NonSecure then '1' else '0';
    return ZeroExtend(ipa.address<55:12> : ns_ipa : Zeros(7) : level<2:0> : '1', 64);

```

### Library pseudocode for aarch64/translation/vmsa\_addrcalc/AArch64.IASize

```

// AArch64.IASize()
// =====
// Retrieve the number of bits containing the input address

integer AArch64.IASize(bits(6) txsz)
    return 64 - UInt(txsz);

```

### Library pseudocode for aarch64/translation/vmsa\_addrcalc/AArch64.LeafBase

```

// AArch64.LeafBase()
// =====
// Extract the address embedded in a block and page descriptor pointing to the
// base of a memory block

bits(56) AArch64.LeafBase(bits(N) descriptor, bit d128, bit ds,
                           TGx tgx, integer level)
    bits(56) leafbase = Zeros(56);

    granulebits = TGxGranuleBits(tgx);
    descsize2 = if d128 == '1' then 4 else 3;
    constant integer stride = granulebits - descsize2;
    constant integer leafsize = granulebits + stride * (FINAL\_LEVEL - level);

    leafbase<47:0> = Align(descriptor<47:0>, 1 << leafsize);

    if d128 == '1' then
        leafbase<55:48> = descriptor<55:48>;
    elsif tgx == TGx\_64KB && (AArch64.PAMax() >= 52 ||
        boolean IMPLEMENTATION_DEFINED "descriptor[15:12] for 64KB granule are OA[51:48]") then
        leafbase<51:48> = descriptor<15:12>;
    elsif ds == '1' then
        leafbase<51:48> = descriptor<9:8>:descriptor<49:48>;

    return leafbase;

```

## Library pseudocode for aarch64/translation/vmsa\_addrcalc/AArch64.NextTableBase

```
// AArch64.NextTableBase()
// =====
// Extract the address embedded in a table descriptor pointing to the base of
// the next level table of descriptors

bits(56) AArch64.NextTableBase(bits(N) descriptor, bit d128, bits(2) skl, bit ds, TGx tgx)
    bits(56) tablebase = Zeros(56);
    integer granulebits = TGxGranuleBits(tgx);
    integer tablesize;

    if d128 == '1' then
        integer descsize2 = 4;
        integer stride = granulebits - descsize2;
        tablesize = stride*(1 + UInt(skl)) + descsize2;
    else
        tablesize = granulebits;

    case tgx of
        when TGx\_4KB tablebase<47:12> = descriptor<47:12>;
        when TGx\_16KB tablebase<47:14> = descriptor<47:14>;
        when TGx\_64KB tablebase<47:16> = descriptor<47:16>;

    tablebase = Align(tablebase, 1 << tablesize);

    if d128 == '1' then
        tablebase<55:48> = descriptor<55:48>;
    elsif tgx == TGx\_64KB && (AArch64.PAMax() >= 52 ||
        boolean IMPLEMENTATION_DEFINED "descriptor[15:12] for 64KB granule are OA[51:48]") then
        tablebase<51:48> = descriptor<15:12>;
    elsif ds == '1' then
        tablebase<51:48> = descriptor<9:8>:descriptor<49:48>;

    return tablebase;
```

## Library pseudocode for aarch64/translation/vmsa\_addrcalc/AArch64.PhysicalAddressSize

```
// AArch64.PhysicalAddressSize()
// =====
// Retrieve the number of bits bounding the physical address

integer AArch64.PhysicalAddressSize(bit d128, bits(3) encoded_ps, TGx tgx)
    integer ps;
    integer max_ps;

    case encoded_ps of
        when '000' ps = 32;
        when '001' ps = 36;
        when '010' ps = 40;
        when '011' ps = 42;
        when '100' ps = 44;
        when '101' ps = 48;
        when '110' ps = 52;
        when '111' ps = 56;

    if d128 == '1' then
        max_ps = AArch64.PAMax();
    elsif IsFeatureImplemented(FEAT_LPA) && (tgx == TGx\_64KB ||
        IsFeatureImplemented(FEAT_LPA2)) then
        max_ps = Min(52, AArch64.PAMax());
    else
        max_ps = Min(48, AArch64.PAMax());

    return Min(ps, max_ps);
```

## Library pseudocode for aarch64/translation/vmsa\_addrcalc/AArch64.S1SLTTEntryAddress

```
// AArch64.S1SLTTEntryAddress()
// =====
// Compute the first stage 1 translation table descriptor address within the
// table pointed to by the base at the start level

FullAddress AArch64.S1SLTTEntryAddress(integer level, S1TTWParams walkparams,
                                         bits(64) ia, FullAddress tablebase)

    // Input Address size
    constant integer descsize2log2 = if walkparams.d128 == '1' then 4 else 3;
    iasize = AArch64.IASize(walkparams.txsz);
    granulebits = TGxGranuleBits(walkparams.tgx);
    stride = granulebits - descsize2log2;
    levels = FINAL\_LEVEL - level;

    bits(56) index;
    constant integer lsb = levels*stride + granulebits;
    constant integer msb = iasize - 1;
    index = ZeroExtend(ia<msb:lsb>:Zeros(descsize2log2), 56);

    FullAddress descaddress;
    descaddress.address = tablebase.address OR index;
    descaddress.paspace = tablebase.paspace;

    return descaddress;
```

## Library pseudocode for aarch64/translation/vmsa\_addrcalc/AArch64.S1StartLevel

```
// AArch64.S1StartLevel()
// =====
// Compute the initial lookup level when performing a stage 1 translation
// table walk

integer AArch64.S1StartLevel(S1TTWParams walkparams)
    // Input Address size
    iasize = AArch64.IASize(walkparams.txsz);
    granulebits = TGxGranuleBits(walkparams.tgx);
    constant integer descsize2log2 = if walkparams.d128 == '1' then 4 else 3;
    stride = granulebits - descsize2log2;
    slstartlevel = FINAL\_LEVEL - (((iasize-1) - granulebits) DIV stride);
    if walkparams.d128 == '1' then
        slstartlevel = slstartlevel + UInt(walkparams.skl);
    return slstartlevel;
```

## Library pseudocode for aarch64/translation/vmsa\_addrcalc/AArch64.S1TTBaseAddress

```
// AArch64.S1TTBaseAddress()
// =====
// Retrieve the PA/IPA pointing to the base of the initial translation table of stage 1

bits(56) AArch64.S1TTBaseAddress(S1TTWParams walkparams, Regime regime, bits(N) ttbr)
    bits(56) tablebase = Zeros(56);

    // Input Address size
    iasize      = AArch64.IASize(walkparams.txsz);
    granulebits = TGxGranuleBits(walkparams.tgx);
    descsizeLog2 = if walkparams.d128 == '1' then 4 else 3;
    stride      = granulebits - descsizeLog2;
    startlevel  = AArch64.S1StartLevel(walkparams);
    levels      = FINAL_LEVEL - startlevel;

    // Base address is aligned to size of the initial translation table in bytes
    tsize = (iasize - (levels*stride + granulebits)) + descsizeLog2;

    if walkparams.d128 == '1' then
        tsize = Max(tsize, 5);
        if regime == Regime_EL3 then
            tablebase<55:5> = ttbr<55:5>;
        else
            tablebase<55:5> = ttbr<87:80>:ttbr<47:5>;
    elsif walkparams.ds == '1' || (walkparams.tgx == TGx_64KB && walkparams.ps == '110' &&
        (IsFeatureImplemented(FEAT_LPA) ||
        boolean IMPLEMENTATION_DEFINED "BADDR expresses 52 bits for 64KB granule")) then
        tsize = Max(tsize, 6);
        tablebase<51:6> = ttbr<5:2>:ttbr<47:6>;
    else
        tablebase<47:1> = ttbr<47:1>;
    tablebase = Align(tablebase, 1 << tsize);
    return tablebase;
```

## Library pseudocode for aarch64/translation/vmsa\_addrcalc/AArch64.S2SLTTEntryAddress

```
// AArch64.S2SLTTEntryAddress()
// =====
// Compute the first stage 2 translation table descriptor address within the
// table pointed to by the base at the start level

FullAddress AArch64.S2SLTTEntryAddress(S2TTWParams walkparams, bits(56) ipa,
    FullAddress tablebase)
    startlevel  = AArch64.S2StartLevel(walkparams);
    iasize      = AArch64.IASize(walkparams.txsz);
    granulebits = TGxGranuleBits(walkparams.tgx);
    constant integer descsizeLog2 = if walkparams.d128 == '1' then 4 else 3;
    stride      = granulebits - descsizeLog2;
    levels      = FINAL_LEVEL - startlevel;

    bits(56) index;
    constant integer lsb = levels*stride + granulebits;
    constant integer msb = iasize - 1;
    index = ZeroExtend(ipa<msb:lsb>:Zeros(descsizeLog2), 56);

    FullAddress descaddress;
    descaddress.address = tablebase.address OR index;
    descaddress.paspace = tablebase.paspace;

    return descaddress;
```

## Library pseudocode for aarch64/translation/vmsa\_addrcalc/AArch64.S2StartLevel

```
// AArch64.S2StartLevel()
// =====
// Determine the initial lookup level when performing a stage 2 translation
// table walk

integer AArch64.S2StartLevel(S2TTWParams walkparams)
    if walkparams.d128 == '1' then
        iasize      = AArch64.IASize(walkparams.txsz);
        granulebits = TGxGranuleBits(walkparams.tgx);
        descsizelog2 = 4;
        stride      = granulebits - descsizelog2;
        s2startlevel = FINAL\_LEVEL - (((iasize-1) - granulebits) DIV stride);
        s2startlevel = s2startlevel + UInt(walkparams.skl);

        return s2startlevel;

    case walkparams.tgx of
        when TGx\_4KB
            case walkparams.sl2:walkparams.sl0 of
                when '000' return 2;
                when '001' return 1;
                when '010' return 0;
                when '011' return 3;
                when '100' return -1;
        when TGx\_16KB
            case walkparams.sl0 of
                when '00' return 3;
                when '01' return 2;
                when '10' return 1;
                when '11' return 0;
        when TGx\_64KB
            case walkparams.sl0 of
                when '00' return 3;
                when '01' return 2;
                when '10' return 1;
```

## Library pseudocode for aarch64/translation/vmsa\_addrcalc/AArch64.S2TTBaseAddress

```
// AArch64.S2TTBaseAddress()
// =====
// Retrieve the PA/IPA pointing to the base of the initial translation table of stage 2

bits(56) AArch64.S2TTBaseAddress(S2TTWParams walkparams, PAspace paspace, bits(N) ttbr)
    bits(56) tablebase = Zeros(56);

    // Input Address size
    iasize      = AArch64.IASize(walkparams.txsz);
    granulebits = TGxGranuleBits(walkparams.tgx);
    descsizeLog2 = if walkparams.d128 == '1' then 4 else 3;
    stride      = granulebits - descsizeLog2;
    startlevel  = AArch64.S2StartLevel(walkparams);
    levels      = FINAL_LEVEL - startlevel;

    // Base address is aligned to size of the initial translation table in bytes
    tsize = (iasize - (levels*stride + granulebits)) + descsizeLog2;

    if walkparams.d128 == '1' then
        tsize = Max(tsize, 5);
        if paspace == PAS_Secure then
            tablebase<55:5> = ttbr<55:5>;
        else
            tablebase<55:5> = ttbr<87:80>:ttbr<47:5>;
    elsif walkparams.ds == '1' || (walkparams.tgx == TGx_64KB && walkparams.ps == '110' &&
        (IsFeatureImplemented(FEAT_LPA) ||
        boolean IMPLEMENTATION_DEFINED "BADDR expresses 52 bits for 64KB granule")) then
        tsize = Max(tsize, 6);
        tablebase<51:6> = ttbr<5:2>:ttbr<47:6>;
    else
        tablebase<47:1> = ttbr<47:1>;
    tablebase = Align(tablebase, 1 << tsize);
    return tablebase;
```

## Library pseudocode for aarch64/translation/vmsa\_addrcalc/AArch64.TTEntryAddress

```
// AArch64.TTEntryAddress()
// =====
// Compute translation table descriptor address within the table pointed to by
// the table base

FullAddress AArch64.TTEntryAddress(integer level, bit d128, bits(2) skl, TGx tgx, bits(6) txsz,
    bits(64) ia, FullAddress tablebase)

    // Input Address size
    iasize      = AArch64.IASize(txsz);
    granulebits = TGxGranuleBits(tgx);
    constant integer descsizeLog2 = if d128 == '1' then 4 else 3;
    stride      = granulebits - descsizeLog2;
    levels      = FINAL_LEVEL - level;

    bits(56) index;

    constant integer lsb = levels*stride + granulebits;
    constant integer nstride = if d128 == '1' then UInt(skl) + 1 else 1;
    constant integer msb = (lsb + (stride * nstride)) - 1;
    index = ZeroExtend(ia<msb:lsb>:Zeros(descsizeLog2), 56);

    FullAddress descaddress;
    descaddress.address = tablebase.address OR index;
    descaddress.paspace = tablebase.paspace;

    return descaddress;
```

## Library pseudocode for aarch64/translation/vmsa\_faults/AArch64.AddrTop

```
// AArch64.AddrTop()
// =====
// Get the top bit position of the virtual address.
// Bits above are not accounted as part of the translation process.

integer AArch64.AddrTop(bit tbid, AccessType acctype, bit tbi)
    if tbid == '1' && acctype == AccessType\_IFETCH then
        return 63;

    if tbi == '1' then
        return 55;
    else
        return 63;
```

## Library pseudocode for aarch64/translation/vmsa\_faults/AArch64.ContiguousBitFaults

```
// AArch64.ContiguousBitFaults()
// =====
// If contiguous bit is set, returns whether the translation size exceeds the
// input address size and if the implementation generates a fault

boolean AArch64.ContiguousBitFaults(bit d128, bits(6) txsz, TGx txx, integer level)
    // Input Address size
    iasize = AArch64.IASize(txsz);
    // Translation size
    tsize = TranslationSize(d128, txx, level) + ContiguousSize(d128, txx, level);

    return (tsize > iasize &&
        boolean IMPLEMENTATION_DEFINED "Translation fault on misprogrammed contiguous bit");
```

## Library pseudocode for aarch64/translation/vmsa\_faults/AArch64.IPAIsOutOfRange

```
// AArch64.IPAIsOutOfRange()
// =====
// Check bits not resolved by translation are ZERO

boolean AArch64.IPAIsOutOfRange(bits(56) ipa, S2TTWParams walkparams)
    //Input Address size
    constant integer iasize = AArch64.IASize(walkparams.txsz);

    if iasize < 56 then
        return !IsZero(ipa<55:iasize>);
    else
        return FALSE;
```

## Library pseudocode for aarch64/translation/vmsa\_faults/AArch64.OAOutOfRange

```
// AArch64.OAOutOfRange()
// =====
// Returns whether output address is expressed in the configured size number of bits

boolean AArch64.OAOutOfRange(bits(56) address, bit d128, bits(3) ps, TGx txx)
    // Output Address size
    constant integer oasize = AArch64.PhysicalAddressSize(d128, ps, txx);

    if oasize < 56 then
        return !IsZero(address<55:oasize>);
    else
        return FALSE;
```





```

// AArch64.S1CheckPermissions()
// =====
// Checks whether stage 1 access violates permissions of target memory
// and returns a fault record

FaultRecord AArch64.S1CheckPermissions(FaultRecord fault_in, Regime regime, TTWState walkstate,
                                         S1TTWParams walkparams, AccessDescriptor accdesc)

FaultRecord fault = fault_in;
Permissions permissions = walkstate.permissions;
S1AccessControls slperms;

slperms = AArch64.S1ComputePermissions(regime, walkstate, walkparams, accdesc);

if accdesc.acctype == AccessType\_IFETCH then
    if slperms.overlay && slperms.ox == '0' then
        fault.statuscode = Fault\_Permission;
        fault.overlay = TRUE;
    elseif (walkstate.memattrs.memtype == MemType\_Device &&
            ConstrainUnpredictable(Unpredictable\_INSTRDEVICE) == Constraint\_FAULT) then
        fault.statuscode = Fault\_Permission;
    elseif slperms.x == '0' then
        fault.statuscode = Fault\_Permission;
elseif accdesc.acctype == AccessType\_DC then
    if accdesc.cacheop == CacheOp\_Invalidate then
        if slperms.overlay && slperms.ow == '0' then
            fault.statuscode = Fault\_Permission;
            fault.overlay = TRUE;
        elseif slperms.w == '0' then
            fault.statuscode = Fault\_Permission;
        // DC from privileged context which clean cannot generate a Permission fault
    elseif accdesc.el == EL0 then
        if slperms.overlay && slperms.or == '0' then
            fault.statuscode = Fault\_Permission;
            fault.overlay = TRUE;
        elseif (walkparams.cmow == '1' &&
                accdesc.opscope == CacheOpScope\_PoC &&
                accdesc.cacheop == CacheOp\_CleanInvalidate &&
                slperms.overlay && slperms.ow == '0') then
            fault.statuscode = Fault\_Permission;
            fault.overlay = TRUE;
        elseif slperms.r == '0' then
            fault.statuscode = Fault\_Permission;
        elseif (walkparams.cmow == '1' &&
                accdesc.opscope == CacheOpScope\_PoC &&
                accdesc.cacheop == CacheOp\_CleanInvalidate &&
                slperms.w == '0') then
            fault.statuscode = Fault\_Permission;
elseif accdesc.acctype == AccessType\_IC then
    // IC from privileged context cannot generate Permission fault
    if accdesc.el == EL0 then
        if (slperms.overlay && slperms.or == '0' &&
            boolean IMPLEMENTATION_DEFINED "Permission fault on EL0 IC_IVAU execution") then
            fault.statuscode = Fault\_Permission;
            fault.overlay = TRUE;
        elseif walkparams.cmow == '1' && slperms.overlay && slperms.ow == '0' then
            fault.statuscode = Fault\_Permission;
            fault.overlay = TRUE;
        elseif (slperms.r == '0' &&
            boolean IMPLEMENTATION_DEFINED "Permission fault on EL0 IC_IVAU execution") then
            fault.statuscode = Fault\_Permission;
        elseif walkparams.cmow == '1' && slperms.w == '0' then
            fault.statuscode = Fault\_Permission;
elseif IsFeatureImplemented(FEAT_GCS) && accdesc.acctype == AccessType\_GCS then
    if slperms.gcs == '0' then
        fault.statuscode = Fault\_Permission;
    elseif accdesc.write && walkparams.<ha,hd> != '11' && permissions.ndirty == '1' then
        fault.statuscode = Fault\_Permission;
        fault.dirtybit = TRUE;
        fault.write = TRUE;
    elseif accdesc.read && slperms.overlay && slperms.or == '0' then

```

```

    fault.statuscode = Fault\_Permission;
    fault.overlay    = TRUE;
    fault.write      = FALSE;
elseif accdesc.write && slperms.overlay && slperms.ow == '0' then
    fault.statuscode = Fault\_Permission;
    fault.overlay    = TRUE;
    fault.write      = TRUE;
elseif accdesc.read && slperms.r == '0' then
    fault.statuscode = Fault\_Permission;
    fault.write      = FALSE;
elseif accdesc.write && slperms.w == '0' then
    fault.statuscode = Fault\_Permission;
    fault.write      = TRUE;
elseif (accdesc.write && accdesc.tagaccess &&
        walkstate.memattrs.tags == MemTag\_CanonicallyTagged) then
    fault.statuscode = Fault\_Permission;
    fault.write      = TRUE;
    fault.sltagnodata = TRUE;
elseif (accdesc.write && !(walkparams.<ha,hd> == '11') && walkparams.pie == '1' &&
        permissions.ndirty == '1') then
    fault.statuscode = Fault\_Permission;
    fault.dirtybit   = TRUE;
    fault.write      = TRUE;

return fault;

```

### Library pseudocode for aarch64/translation/vmsa\_faults/AArch64.S1ComputePermissions

```

// AArch64.S1ComputePermissions()
// =====
// Computes the overall stage 1 permissions

S1AccessControls AArch64.S1ComputePermissions(Regime regime, TTWState walkstate,
                                              S1TTWParams walkparams, AccessDescriptor accdesc)
Permissions permissions = walkstate.permissions;
S1AccessControls slperms;

if walkparams.pie == '1' then
    slperms = AArch64.S1IndirectBasePermissions(regime, walkstate, walkparams, accdesc);
else
    slperms = AArch64.S1DirectBasePermissions(regime, walkstate, walkparams, accdesc);

if accdesc.el == EL0 && !AArch64.S1E0POEnabled(regime, walkparams.nv1) then
    slperms.overlay = FALSE;
elseif accdesc.el != EL0 && !AArch64.S1POEnabled(regime) then
    slperms.overlay = FALSE;

if slperms.overlay then
    sloverlay_perms = AArch64.S1OverlayPermissions(regime, walkstate, accdesc);
    slperms.or = sloverlay_perms.or;
    slperms.ow = sloverlay_perms.ow;
    slperms.ox = sloverlay_perms.ox;

// If wxn is set, overlay execute permissions is set to 0
if slperms.overlay && slperms.wxn == '1' && slperms.ox == '1' then
    slperms.ow = '0';
elseif slperms.wxn == '1' then
    slperms.x = '0';

return slperms;

```



```

// AArch64.S1DirectBasePermissions()
// =====
// Computes the stage 1 direct base permissions

S1AccessControls AArch64.S1DirectBasePermissions(Regime regime, TTWState walkstate,
S1TTWParams walkparams, AccessDescriptor accdesc)

bit r, w, x;
bit pr, pw, px;
bit ur, uw, ux;
Permissions permissions = walkstate.permissions;
S1AccessControls slperms;

if HasUnprivileged(regime) then
    // Apply leaf permissions
    case permissions.ap<2:1> of
        when '00' (pr,pw,ur,uw) = ('1','1','0','0'); // Privileged access
        when '01' (pr,pw,ur,uw) = ('1','1','1','1'); // No effect
        when '10' (pr,pw,ur,uw) = ('1','0','0','0'); // Read-only, privileged access
        when '11' (pr,pw,ur,uw) = ('1','0','1','0'); // Read-only

    // Apply hierarchical permissions
    case permissions.ap_table of
        when '00' (pr,pw,ur,uw) = ( pr, pw, ur, uw); // No effect
        when '01' (pr,pw,ur,uw) = ( pr, pw, '0','0'); // Privileged access
        when '10' (pr,pw,ur,uw) = ( pr, '0', ur, '0'); // Read-only
        when '11' (pr,pw,ur,uw) = ( pr, '0','0','0'); // Read-only, privileged access

    // Locations writable by unprivileged cannot be executed by privileged
    px = NOT(permissions.pxn OR permissions.pxn_table OR uw);
    ux = NOT(permissions.uxn OR permissions.uxn_table);

    if (IsFeatureImplemented(FEAT_PAN) && accdesc.pan && !(regime == Regime\_EL10 &&
        walkparams.nv1 == '1')) then
        bit pan;
        if (boolean IMPLEMENTATION_DEFINED "SCR_EL3.SIF affects EPAN" &&
            accdesc.ss == SS\_Secure &&
            walkstate.baseaddress.paspace == PAS\_NonSecure &&
            walkparams.sif == '1') then
            ux = '0';

        if (boolean IMPLEMENTATION_DEFINED "Realm EL2&0 regime affects EPAN" &&
            accdesc.ss == SS\_Realm && regime == Regime\_EL20 &&
            walkstate.baseaddress.paspace != PAS\_Realm) then
            ux = '0';

        pan = PSTATE.PAN AND (ur OR uw OR (walkparams.epan AND ux));
        pr = pr AND NOT(pan);
        pw = pw AND NOT(pan);

else
    // Apply leaf permissions
    case permissions.ap<2> of
        when '0' (pr,pw) = ('1','1'); // No effect
        when '1' (pr,pw) = ('1','0'); // Read-only

    // Apply hierarchical permissions
    case permissions.ap_table<1> of
        when '0' (pr,pw) = ( pr, pw); // No effect
        when '1' (pr,pw) = ( pr, '0'); // Read-only

    px = NOT(permissions.xn OR permissions.xn_table);

    (r,w,x) = if accdesc.el == ELO then (ur,uw,ux) else (pr,pw,px);

    // Compute WXN value
    wxn = walkparams.wxn AND w AND x;

    // Prevent execution from Non-secure space by PE in secure state if SIF is set
    if accdesc.ss == SS\_Secure && walkstate.baseaddress.paspace == PAS\_NonSecure then
        x = x AND NOT(walkparams.sif);

```

```

// Prevent execution from non-Root space by Root
if accdesc.ss == SS\_Root && walkstate.baseaddress.paspace != PAS\_Root then
    x = '0';
// Prevent execution from non-Realm space by Realm EL2 and Realm EL2&0
if (accdesc.ss == SS\_Realm && regime IN {Regime\_EL2, Regime\_EL20} &&
    walkstate.baseaddress.paspace != PAS\_Realm) then
    x = '0';

slperms.r    = r;
slperms.w    = w;
slperms.x    = x;
slperms.gcs  = '0';
slperms.wxn  = wxn;
slperms.overlay = TRUE;

return slperms;

```

## Library pseudocode for aarch64/translation/vmsa\_faults/AArch64.S1HasAlignmentFault

```

// AArch64.S1HasAlignmentFault()
// =====
// Returns whether stage 1 output fails alignment requirement on data accesses
// to Device memory

boolean AArch64.S1HasAlignmentFault(AccessDescriptor accdesc, boolean aligned,
                                     bit ntlsmd, MemoryAttributes memattrs)
    if accdesc.acctype == AccessType\_IFETCH then
        return FALSE;
    elsif IsFeatureImplemented(FEAT_MTE) && accdesc.write && accdesc.devstoreunpred then
        return (memattrs.memtype == MemType\_Device &&
            ConstrainUnpredictable(Unpredictable\_DEVICETAGSTORE) == Constraint\_FAULT);
    elsif accdesc.a32lsmd && ntlsmd == '0' then
        return memattrs.memtype == MemType\_Device && memattrs.device != DeviceType\_GRE;
    elsif accdesc.acctype == AccessType\_DCZero then
        return memattrs.memtype == MemType\_Device;
    else
        return memattrs.memtype == MemType\_Device && !aligned;

```



```

// AArch64.S1IndirectBasePermissions()
// =====
// Computes the stage 1 indirect base permissions

S1AccessControls AArch64.S1IndirectBasePermissions(Regime regime, TTWState walkstate,
S1TTWParams walkparams,
AccessDescriptor accdesc)

bit r, w, x, gcs, wxn, overlay;
bit pr, pw, px, pgcs, pwxn, p_overlay;
bit ur, uw, ux, ugcs, uwxn, u_overlay;
Permissions permissions = walkstate.permissions;
S1AccessControls slperms;

// Apply privileged indirect permissions
case permissions.ppi of
    when '0000' (pr,pw,px,pgcs) = ('0','0','0','0'); // No access
    when '0001' (pr,pw,px,pgcs) = ('1','0','0','0'); // Privileged read
    when '0010' (pr,pw,px,pgcs) = ('0','0','1','0'); // Privileged execute
    when '0011' (pr,pw,px,pgcs) = ('1','0','1','0'); // Privileged read and execute
    when '0100' (pr,pw,px,pgcs) = ('0','0','0','0'); // Reserved
    when '0101' (pr,pw,px,pgcs) = ('1','1','0','0'); // Privileged read and write
    when '0110' (pr,pw,px,pgcs) = ('1','1','1','0'); // Privileged read, write and execute
    when '0111' (pr,pw,px,pgcs) = ('1','1','1','0'); // Privileged read, write and execute
    when '1000' (pr,pw,px,pgcs) = ('1','0','0','0'); // Privileged read
    when '1001' (pr,pw,px,pgcs) = ('1','0','0','1'); // Privileged read and gcs
    when '1010' (pr,pw,px,pgcs) = ('1','0','1','0'); // Privileged read and execute
    when '1011' (pr,pw,px,pgcs) = ('0','0','0','0'); // Reserved
    when '1100' (pr,pw,px,pgcs) = ('1','1','0','0'); // Privileged read and write
    when '1101' (pr,pw,px,pgcs) = ('0','0','0','0'); // Reserved
    when '1110' (pr,pw,px,pgcs) = ('1','1','1','0'); // Privileged read, write and execute
    when '1111' (pr,pw,px,pgcs) = ('0','0','0','0'); // Reserved

p_overlay = NOT(permissions.ppi<3>);
pwxn = if permissions.ppi == '0110' then '1' else '0';

if HasUnprivileged(regime) then
    // Apply unprivileged indirect permissions
    case permissions.upi of
        when '0000' (ur,uw,ux,ugcs) = ('0','0','0','0'); // No access
        when '0001' (ur,uw,ux,ugcs) = ('1','0','0','0'); // Unprivileged read
        when '0010' (ur,uw,ux,ugcs) = ('0','0','1','0'); // Unprivileged execute
        when '0011' (ur,uw,ux,ugcs) = ('1','0','1','0'); // Unprivileged read and execute
        when '0100' (ur,uw,ux,ugcs) = ('0','0','0','0'); // Reserved
        when '0101' (ur,uw,ux,ugcs) = ('1','1','0','0'); // Unprivileged read and write
        when '0110' (ur,uw,ux,ugcs) = ('1','1','1','0'); // Unprivileged read, write and execute
        when '0111' (ur,uw,ux,ugcs) = ('1','1','1','0'); // Unprivileged read, write and execute
        when '1000' (ur,uw,ux,ugcs) = ('1','0','0','0'); // Unprivileged read
        when '1001' (ur,uw,ux,ugcs) = ('1','0','0','1'); // Unprivileged read and gcs
        when '1010' (ur,uw,ux,ugcs) = ('1','0','1','0'); // Unprivileged read and execute
        when '1011' (ur,uw,ux,ugcs) = ('0','0','0','0'); // Reserved
        when '1100' (ur,uw,ux,ugcs) = ('1','1','0','0'); // Unprivileged read and write
        when '1101' (ur,uw,ux,ugcs) = ('0','0','0','0'); // Reserved
        when '1110' (ur,uw,ux,ugcs) = ('1','1','1','0'); // Unprivileged read,write and execute
        when '1111' (ur,uw,ux,ugcs) = ('0','0','0','0'); // Reserved

u_overlay = NOT(permissions.upi<3>);
uwxn = if permissions.upi == '0110' then '1' else '0';

// If the decoded permissions has either px or pgcs along with either uw or ugcs,
// then all effective Stage 1 Base Permissions are set to 0
if ((px == '1' || pgcs == '1') && (uw == '1' || ugcs == '1')) then
    (pr,pw,px,pgcs) = ('0','0','0','0');
    (ur,uw,ux,ugcs) = ('0','0','0','0');

if (IsFeatureImplemented(FEAT_PAN) && accdesc.pan && !(regime == Regime\_EL10 &&
    walkparams.nv1 == '1')) then
    if PSTATE.PAN == '1' && (permissions.upi != '0000') then
        (pr,pw) = ('0','0');

```

```

if accdesc.el == ELO then
    (r,w,x,gcs,wxn,overlay) = (ur,uw,ux,ugcs,uwxn,u_overlay);
else
    (r,w,x,gcs,wxn,overlay) = (pr,pw,px,pgcs,pwxn,p_overlay);

// Prevent execution from Non-secure space by PE in secure state if SIF is set
if accdesc.ss == SS\_Secure && walkstate.baseaddress.paspace == PAS\_NonSecure then
    x = x AND NOT(walkparams.sif);
    gcs = '0';
// Prevent execution from non-Root space by Root
if accdesc.ss == SS\_Root && walkstate.baseaddress.paspace != PAS\_Root then
    x = '0';
    gcs = '0';
// Prevent execution from non-Realm space by Realm EL2 and Realm EL2&0
if (accdesc.ss == SS\_Realm && regime IN {Regime\_EL2, Regime\_EL20} &&
    walkstate.baseaddress.paspace != PAS\_Realm) then
    x = '0';
    gcs = '0';

slperms.r      = r;
slperms.w      = w;
slperms.x      = x;
slperms.gcs    = gcs;
slperms.wxn    = wxn;
slperms.overlay = overlay == '1';

return slperms;

```



## Library pseudocode for aarch64/translation/vmsa\_faults/AArch64.S1OverlayPermissions

```
// AArch64.S1OverlayPermissions()
// =====
// Computes the stage 1 overlay permissions

S1AccessControls AArch64.S1OverlayPermissions(Regime regime, TTWState walkstate,
                                              AccessDescriptor accdesc)

bit r, w, x;
bit pr, pw, px;
bit ur, uw, ux;
Permissions permissions = walkstate.permissions;
S1AccessControls sloverlay_perms;

S1PORType por = AArch64.S1POR(regime);
constant integer bit_index = 4 * UInt(permissions.po_index);
bits(4) ppo = por<bit_index+3:bit_index>;

// Apply privileged overlay permissions
case ppo of
  when '0000' (pr,pw,px) = ('0','0','0'); // No access
  when '0001' (pr,pw,px) = ('1','0','0'); // Privileged read
  when '0010' (pr,pw,px) = ('0','0','1'); // Privileged execute
  when '0011' (pr,pw,px) = ('1','0','1'); // Privileged read and execute
  when '0100' (pr,pw,px) = ('0','1','0'); // Privileged write
  when '0101' (pr,pw,px) = ('1','1','0'); // Privileged read and write
  when '0110' (pr,pw,px) = ('0','1','1'); // Privileged write and execute
  when '0111' (pr,pw,px) = ('1','1','1'); // Privileged read, write and execute
  when '1xxx' (pr,pw,px) = ('0','0','0'); // Reserved

if HasUnprivileged(regime) then
  bits(4) upo = POR_EL0<bit_index+3:bit_index>;

  // Apply unprivileged overlay permissions
  case upo of
    when '0000' (ur,uw,ux) = ('0','0','0'); // No access
    when '0001' (ur,uw,ux) = ('1','0','0'); // Unprivileged read
    when '0010' (ur,uw,ux) = ('0','0','1'); // Unprivileged execute
    when '0011' (ur,uw,ux) = ('1','0','1'); // Unprivileged read and execute
    when '0100' (ur,uw,ux) = ('0','1','0'); // Unprivileged write
    when '0101' (ur,uw,ux) = ('1','1','0'); // Unprivileged read and write
    when '0110' (ur,uw,ux) = ('0','1','1'); // Unprivileged write and execute
    when '0111' (ur,uw,ux) = ('1','1','1'); // Unprivileged read, write and execute
    when '1xxx' (ur,uw,ux) = ('0','0','0'); // Reserved

(r,w,x) = if accdesc.el == ELO then (ur,uw,ux) else (pr,pw,px);

sloverlay_perms.or = r;
sloverlay_perms.ow = w;
sloverlay_perms.ox = x;

return sloverlay_perms;
```

## Library pseudocode for aarch64/translation/vmsa\_faults/AArch64.S1TxSZFaults

```
// AArch64.S1TxSZFaults()
// =====
// Detect whether configuration of stage 1 TxSZ field generates a fault

boolean AArch64.S1TxSZFaults(Regime regime, S1TTWParams walkparams)
    mintxs = AArch64.S1MinTxSZ(regime, walkparams.d128, walkparams.ds, walkparams.tgx);
    maxtxs = AArch64.MaxTxSZ(walkparams.tgx);

    if UInt(walkparams.txs) < mintxs then
        return (IsFeatureImplemented(FEAT_LVA) ||
            boolean IMPLEMENTATION_DEFINED "Fault on TxSZ value below minimum");
    if UInt(walkparams.txs) > maxtxs then
        return boolean IMPLEMENTATION_DEFINED "Fault on TxSZ value above maximum";

    return FALSE;
```



```

// AArch64.S2CheckPermissions()
// =====
// Verifies memory access with available permissions.

(FaultRecord, boolean) AArch64.S2CheckPermissions(FaultRecord fault_in, TTWState walkstate,
S2TTWParams walkparams, AddressDescriptor ipa,
AccessDescriptor accdesc)

MemType memtype = walkstate.memattrs.memtype;
Permissions permissions = walkstate.permissions;
FaultRecord fault = fault_in;
S2AccessControls s2perms = AArch64.S2ComputePermissions(permissions, walkparams, accdesc);

bit r, w;
bit or, ow;

if accdesc.acctype == AccessType\_TTW then
    r = s2perms.r_mmu;
    w = s2perms.w_mmu;
    or = s2perms.or_mmu;
    ow = s2perms.ow_mmu;
elseif accdesc.rcw then
    r = s2perms.r_rcw;
    w = s2perms.w_rcw;
    or = s2perms.or_rcw;
    ow = s2perms.ow_rcw;
else
    r = s2perms.r;
    w = s2perms.w;
    or = s2perms.or;
    ow = s2perms.ow;

if accdesc.acctype == AccessType\_TTW then
    if (accdesc.toplevel && accdesc.varange == VRange\_LOWER &&
        ((walkparams.tl0 == '1' && s2perms.toplevel0 == '0') ||
         (walkparams.tl1 == '1' && s2perms.<toplevel1,toplevel0> == '10'))) then
        fault.statuscode = Fault\_Permission;
        fault.toplevel = TRUE;
    elseif (accdesc.toplevel && accdesc.varange == VRange\_UPPER &&
        ((walkparams.tl1 == '1' && s2perms.toplevel1 == '0') ||
         (walkparams.tl0 == '1' && s2perms.<toplevel1,toplevel0> == '01'))) then
        fault.statuscode = Fault\_Permission;
        fault.toplevel = TRUE;
    // Stage 2 Permission fault due to AssuredOnly check
    elseif (walkstate.s2assuredonly == '1' && !ipa.slassured) then
        fault.statuscode = Fault\_Permission;
        fault.assuredonly = TRUE;

    elseif s2perms.overlay && or == '0' then
        fault.statuscode = Fault\_Permission;
        fault.overlay = TRUE;
    elseif accdesc.write && s2perms.overlay && ow == '0' then
        fault.statuscode = Fault\_Permission;
        fault.overlay = TRUE;

    elseif walkparams.ptw == '1' && memtype == MemType\_Device then
        fault.statuscode = Fault\_Permission;
    // Prevent translation table walks in Non-secure space by Realm state
    elseif accdesc.ss == SS\_Realm && walkstate.baseaddress.paspace != PAS\_Realm then
        fault.statuscode = Fault\_Permission;
    elseif r == '0' then
        fault.statuscode = Fault\_Permission;
    elseif accdesc.write && w == '0' then
        fault.statuscode = Fault\_Permission;
    elseif (accdesc.write && !(walkparams.<ha,hd> == '11') && walkparams.s2pie == '1' &&
        permissions.s2dirty == '0') then
        fault.statuscode = Fault\_Permission;
        fault.dirtybit = TRUE;

    // Stage 2 Permission fault due to AssuredOnly check
    elseif ((walkstate.s2assuredonly == '1' && !ipa.slassured) ||

```

```

        (walkstate.s2assuredonly != '1' && IsFeatureImplemented(FEAT_GCS) &&
        VTCR_EL2.GCSH == '1' && accdesc.acctype == AccessType\_GCS && accdesc.el != EL0)) then
    fault.statuscode = Fault\_Permission;
    fault.assuredonly = TRUE;

elseif accdesc.acctype == AccessType\_IFETCH then
    if s2perms.overlay && s2perms.ox == '0' then
        fault.statuscode = Fault\_Permission;
        fault.overlay = TRUE;
    elseif (memtype == MemType\_Device &&
            ConstrainUnpredictable(Unpredictable\_INSTRDEVICE) == Constraint\_FAULT) then
        fault.statuscode = Fault\_Permission;

    // Prevent execution from Non-secure space by Realm state
    elseif accdesc.ss == SS\_Realm && walkstate.baseaddress.paspace != PAS\_Realm then
        fault.statuscode = Fault\_Permission;
    elseif s2perms.x == '0' then
        fault.statuscode = Fault\_Permission;

elseif accdesc.acctype == AccessType\_DC then
    if accdesc.cacheop == CacheOp\_Invalidate then
        if !ELUsingAArch32(EL1) && s2perms.overlay && ow == '0' then
            fault.statuscode = Fault\_Permission;
            fault.overlay = TRUE;
        if !ELUsingAArch32(EL1) && w == '0' then
            fault.statuscode = Fault\_Permission;
    elseif !ELUsingAArch32(EL1) && accdesc.el == EL0 && s2perms.overlay && or == '0' then
        fault.statuscode = Fault\_Permission;
        fault.overlay = TRUE;
    elseif (walkparams.cmow == '1' &&
            accdesc.opscope == CacheOpScope\_PoC &&
            accdesc.cacheop == CacheOp\_CleanInvalidate &&
            s2perms.overlay && ow == '0') then
        fault.statuscode = Fault\_Permission;
        fault.overlay = TRUE;
    elseif !ELUsingAArch32(EL1) && accdesc.el == EL0 && r == '0' then
        fault.statuscode = Fault\_Permission;
    elseif (walkparams.cmow == '1' &&
            accdesc.opscope == CacheOpScope\_PoC &&
            accdesc.cacheop == CacheOp\_CleanInvalidate &&
            w == '0') then
        fault.statuscode = Fault\_Permission;

elseif accdesc.acctype == AccessType\_IC then
    if (!ELUsingAArch32(EL1) && accdesc.el == EL0 && s2perms.overlay && or == '0' &&
        boolean IMPLEMENTATION_DEFINED "Permission fault on EL0 IC_IVAU execution") then
        fault.statuscode = Fault\_Permission;
        fault.overlay = TRUE;
    elseif walkparams.cmow == '1' && s2perms.overlay && ow == '0' then
        fault.statuscode = Fault\_Permission;
        fault.overlay = TRUE;
    elseif (!ELUsingAArch32(EL1) && accdesc.el == EL0 && r == '0' &&
        boolean IMPLEMENTATION_DEFINED "Permission fault on EL0 IC_IVAU execution") then
        fault.statuscode = Fault\_Permission;
    elseif walkparams.cmow == '1' && w == '0' then
        fault.statuscode = Fault\_Permission;

elseif accdesc.read && s2perms.overlay && or == '0' then
    fault.statuscode = Fault\_Permission;
    fault.overlay = TRUE;
    fault.write = FALSE;
elseif accdesc.write && s2perms.overlay && ow == '0' then
    fault.statuscode = Fault\_Permission;
    fault.overlay = TRUE;
    fault.write = TRUE;
elseif accdesc.read && r == '0' then
    fault.statuscode = Fault\_Permission;
    fault.write = FALSE;
elseif accdesc.write && w == '0' then
    fault.statuscode = Fault\_Permission;

```

```

    fault.write      = TRUE;
elseif (IsFeatureImplemented(FEAT_MTE_PERM) &&
        ((accdesc.tagchecked &&
          AArch64.EffectiveTCF(accdesc.el, accdesc.read) != TCFType Ignore) ||
          accdesc.tagaccess) &&
        ipa.memattrs.tags == MemTag AllocationTagged &&
        permissions.s2tag_na == '1' && S2DCacheEnabled()) then
    fault.statuscode = Fault Permission;
    fault.tagaccess  = TRUE;
    fault.write      = accdesc.tagaccess && accdesc.write;
elseif (accdesc.write && !(walkparams.<ha,hd> == '11') && walkparams.s2pie == '1' &&
        permissions.s2dirty == '0') then
    fault.statuscode = Fault Permission;
    fault.dirtybit   = TRUE;
    fault.write      = TRUE;

// MRO* allows only RCW and MMU writes
boolean mro;
if s2perms.overlay then
    mro = (s2perms.<w,w_rcw,w_mmu> AND s2perms.<ow,ow_rcw,ow_mmu>) == '011';
else
    mro = s2perms.<w,w_rcw,w_mmu> == '011';

return (fault, mro);

```

### Library pseudocode for aarch64/translation/vmsa\_faults/AArch64.S2ComputePermissions

```

// AArch64.S2ComputePermissions()
// =====
// Compute the overall stage 2 permissions.

S2AccessControls AArch64.S2ComputePermissions(Permissions permissions, S2TTWParams walkparams,
                                              AccessDescriptor accdesc)

S2AccessControls s2perms;

if walkparams.s2pie == '1' then
    s2perms = AArch64.S2IndirectBasePermissions(permissions, accdesc);
    s2perms.overlay = IsFeatureImplemented(FEAT_S2POE) && VTCR_EL2.S2POE == '1';
    if s2perms.overlay then
        s2overlay_perms = AArch64.S2OverlayPermissions(permissions, accdesc);
        s2perms.or      = s2overlay_perms.or;
        s2perms.ow      = s2overlay_perms.ow;
        s2perms.ox      = s2overlay_perms.ox;
        s2perms.or_rcw  = s2overlay_perms.or_rcw;
        s2perms.ow_rcw  = s2overlay_perms.ow_rcw;
        s2perms.or_mmu  = s2overlay_perms.or_mmu;
        s2perms.ow_mmu  = s2overlay_perms.ow_mmu;

        // Toplevel is applicable only when the effective S2 permissions is MRO
        if ((s2perms.<w,w_rcw,w_mmu> AND s2perms.<ow,ow_rcw,ow_mmu>) == '011') then
            s2perms.toplevel0 = s2perms.toplevel0 OR s2overlay_perms.toplevel0;
            s2perms.toplevel1 = s2perms.toplevel1 OR s2overlay_perms.toplevel1;

        else
            s2perms.toplevel0 = '0';
            s2perms.toplevel1 = '0';
    else
        s2perms = AArch64.S2DirectBasePermissions(permissions, accdesc);

return s2perms;

```

## Library pseudocode for aarch64/translation/vmsa\_faults/AArch64.S2DirectBasePermissions

```
// AArch64.S2DirectBasePermissions()
// =====
// Computes the stage 2 direct base permissions.

S2AccessControls AArch64.S2DirectBasePermissions(Permissions permissions,
AccessDescriptor accdesc)

    S2AccessControls s2perms;
    r = permissions.s2ap<0>;
    w = permissions.s2ap<1>;
    bit px, ux;
    case (permissions.s2xn:permissions.s2xnx) of
        when '00' (px,ux) = ('1','1');
        when '01' (px,ux) = ('0','1');
        when '10' (px,ux) = ('0','0');
        when '11' (px,ux) = ('1','0');

    x = if accdesc.el == EL0 then ux else px;
    s2perms.r = r;
    s2perms.w = w;
    s2perms.x = x;
    s2perms.r_rcw = r;
    s2perms.w_rcw = w;
    s2perms.r_mmu = r;
    s2perms.w_mmu = w;
    s2perms.toplevel0 = '0';
    s2perms.toplevel1 = '0';
    s2perms.overlay = FALSE;

    return s2perms;
```

## Library pseudocode for aarch64/translation/vmsa\_faults/AArch64.S2HasAlignmentFault

```
// AArch64.S2HasAlignmentFault()
// =====
// Returns whether stage 2 output fails alignment requirement on data accesses
// to Device memory

boolean AArch64.S2HasAlignmentFault(AccessDescriptor accdesc, boolean aligned,
MemoryAttributes memattrs)

    if accdesc.acctype == AccessType\_IFETCH then
        return FALSE;
    elsif IsFeatureImplemented(FEAT_MTE) && accdesc.write && accdesc.devstoreunpred then
        return (memattrs.memtype == MemType\_Device &&
            ConstrainUnpredictable(Unpredictable\_DEVICE\_TAGSTORE) == Constraint\_FAULT);
    elsif accdesc.acctype == AccessType\_DCZero then
        return memattrs.memtype == MemType\_Device;
    else
        return memattrs.memtype == MemType\_Device && !aligned;
```

## Library pseudocode for aarch64/translation/vmsa\_faults/AArch64.S2InconsistentSL

```
// AArch64.S2InconsistentSL()
// =====
// Detect inconsistent configuration of stage 2 TxSZ and SL fields

boolean AArch64.S2InconsistentSL(S2TTWParams walkparams)
    startlevel    = AArch64.S2StartLevel(walkparams);
    levels        = FINAL_LEVEL - startlevel;
    granulebits   = TGxGranuleBits(walkparams.tgx);
    descsize_log2 = 3;
    stride        = granulebits - descsize_log2;

    // Input address size must at least be large enough to be resolved from the start level
    sl_min_iasize = (
        levels * stride // Bits resolved by table walk, except initial level
        + granulebits   // Bits directly mapped to output address
        + 1);           // At least 1 more bit to be decoded by initial level

    // Can accomodate 1 more stride in the level + concatenation of up to 2^4 tables
    sl_max_iasize = sl_min_iasize + (stride-1) + 4;
    // Configured Input Address size
    iasize        = AArch64.IASize(walkparams.txsz);

    return iasize < sl_min_iasize || iasize > sl_max_iasize;
```



## Library pseudocode for aarch64/translation/vmsa\_faults/AArch64.S2IndirectBasePermissions

```
// AArch64.S2IndirectBasePermissions()
// =====
// Computes the stage 2 indirect base permissions.

S2AccessControls AArch64.S2IndirectBasePermissions(Permissions permissions,
AccessDescriptor accdesc)

    bit r, w;
    bit r_rcw, w_rcw;
    bit r_mmu, w_mmu;
    bit px, ux;
    bit toplevel0, toplevel1;
    S2AccessControls s2perms;

    bits(4) s2pi = permissions.s2pi;
    case s2pi of
        when '0000' (r,w,px,ux,w_rcw,w_mmu) = ('0','0','0','0','0','0'); // No Access
        when '0001' (r,w,px,ux,w_rcw,w_mmu) = ('0','0','0','0','0','0'); // Reserved
        when '0010' (r,w,px,ux,w_rcw,w_mmu) = ('1','0','0','0','1','1'); // MRO
        when '0011' (r,w,px,ux,w_rcw,w_mmu) = ('1','0','0','0','1','1'); // MRO-TL1
        when '0100' (r,w,px,ux,w_rcw,w_mmu) = ('0','1','0','0','0','0'); // Write Only
        when '0101' (r,w,px,ux,w_rcw,w_mmu) = ('0','0','0','0','0','0'); // Reserved
        when '0110' (r,w,px,ux,w_rcw,w_mmu) = ('1','0','0','0','1','1'); // MRO-TL0
        when '0111' (r,w,px,ux,w_rcw,w_mmu) = ('1','0','0','0','1','1'); // MRO-TL01
        when '1000' (r,w,px,ux,w_rcw,w_mmu) = ('1','0','0','0','0','0'); // Read Only
        when '1001' (r,w,px,ux,w_rcw,w_mmu) = ('1','0','0','1','0','0'); // Read, Unpriv Execute
        when '1010' (r,w,px,ux,w_rcw,w_mmu) = ('1','0','1','0','0','0'); // Read, Priv Execute
        when '1011' (r,w,px,ux,w_rcw,w_mmu) = ('1','0','1','1','0','0'); // Read, All Execute
        when '1100' (r,w,px,ux,w_rcw,w_mmu) = ('1','1','0','0','1','1'); // RW
        when '1101' (r,w,px,ux,w_rcw,w_mmu) = ('1','1','0','1','1','1'); // RW, Unpriv Execute
        when '1110' (r,w,px,ux,w_rcw,w_mmu) = ('1','1','1','0','1','1'); // RW, Priv Execute
        when '1111' (r,w,px,ux,w_rcw,w_mmu) = ('1','1','1','1','1','1'); // RW, All Execute

    x = if accdesc.el == EL0 then ux else px;

    // RCW and MMU read permissions.
    (r_rcw, r_mmu) = (r, r);

    // Stage 2 Top Level Permission Attributes.
    case s2pi of
        when '0110' (toplevel0,toplevel1) = ('1','0');
        when '0011' (toplevel0,toplevel1) = ('0','1');
        when '0111' (toplevel0,toplevel1) = ('1','1');
        otherwise (toplevel0,toplevel1) = ('0','0');

    s2perms.r = r;
    s2perms.w = w;
    s2perms.x = x;
    s2perms.r_rcw = r_rcw;
    s2perms.r_mmu = r_mmu;
    s2perms.w_rcw = w_rcw;
    s2perms.w_mmu = w_mmu;
    s2perms.toplevel0 = toplevel0;
    s2perms.toplevel1 = toplevel1;

    return s2perms;
```

## Library pseudocode for aarch64/translation/vmsa\_faults/AArch64.S2InvalidSL

```
// AArch64.S2InvalidSL()
// =====
// Detect invalid configuration of SL field

boolean AArch64.S2InvalidSL(S2TTWParams walkparams)
    case walkparams.tgx of
        when TGx\_4KB
            case walkparams.sl2:walkparams.sl0 of
                when '1x1' return TRUE;
                when '11x' return TRUE;
                when '100' return AArch64.PAMax() < 52;
                when '010' return AArch64.PAMax() < 44;
                when '011' return !IsFeatureImplemented(FEAT_TTST);
                otherwise return FALSE;
        when TGx\_16KB
            case walkparams.sl0 of
                when '11' return walkparams.ds == '0' || AArch64.PAMax() < 52;
                when '10' return AArch64.PAMax() < 42;
                otherwise return FALSE;
        when TGx\_64KB
            case walkparams.sl0 of
                when '11' return TRUE;
                when '10' return AArch64.PAMax() < 44;
                otherwise return FALSE;
```

## Library pseudocode for aarch64/translation/vmsa\_faults/AArch64.S2OverlayPermissions

```
// AArch64.S2OverlayPermissions()
// =====
// Computes the stage 2 overlay permissions.

S2AccessControls AArch64.S2OverlayPermissions(Permissions permissions, AccessDescriptor accdesc)
    bit r, w;
    bit r_rcw, w_rcw;
    bit r_mmu, w_mmu;
    bit px, ux;
    bit toplevel0, toplevel1;
    S2AccessControls s2overlay_perms;

    constant integer index = 4 * UInt(permissions.s2po_index);
    bits(4) s2po = S2POR_EL1<index+3 : index>;
    case s2po of
        when '0000' (r,w,px,ux,w_rcw,w_mmu) = ('0','0','0','0','0','0'); // No Access
        when '0001' (r,w,px,ux,w_rcw,w_mmu) = ('0','0','0','0','0','0'); // Reserved
        when '0010' (r,w,px,ux,w_rcw,w_mmu) = ('1','0','0','0','1','1'); // MRO
        when '0011' (r,w,px,ux,w_rcw,w_mmu) = ('1','0','0','0','1','1'); // MRO-TL1
        when '0100' (r,w,px,ux,w_rcw,w_mmu) = ('0','1','0','0','0','0'); // Write Only
        when '0101' (r,w,px,ux,w_rcw,w_mmu) = ('0','0','0','0','0','0'); // Reserved
        when '0110' (r,w,px,ux,w_rcw,w_mmu) = ('1','0','0','0','1','1'); // MRO-TL0
        when '0111' (r,w,px,ux,w_rcw,w_mmu) = ('1','0','0','0','1','1'); // MRO-TL01
        when '1000' (r,w,px,ux,w_rcw,w_mmu) = ('1','0','0','0','0','0'); // Read Only
        when '1001' (r,w,px,ux,w_rcw,w_mmu) = ('1','0','0','1','0','0'); // Read, Unpriv Execute
        when '1010' (r,w,px,ux,w_rcw,w_mmu) = ('1','0','1','0','0','0'); // Read, Priv Execute
        when '1011' (r,w,px,ux,w_rcw,w_mmu) = ('1','0','1','1','0','0'); // Read, All Execute
        when '1100' (r,w,px,ux,w_rcw,w_mmu) = ('1','1','0','0','1','1'); // RW
        when '1101' (r,w,px,ux,w_rcw,w_mmu) = ('1','1','0','1','1','1'); // RW, Unpriv Execute
        when '1110' (r,w,px,ux,w_rcw,w_mmu) = ('1','1','1','0','1','1'); // RW, Priv Execute
        when '1111' (r,w,px,ux,w_rcw,w_mmu) = ('1','1','1','1','1','1'); // RW, All Execute

    x = if accdesc.el == EL0 then ux else px;

    // RCW and MMU read permissions.
    (r_rcw, r_mmu) = (r, r);

    // Stage 2 Top Level Permission Attributes.
    case s2po of
        when '0110' (toplevel0,toplevel1) = ('1','0');
        when '0011' (toplevel0,toplevel1) = ('0','1');
        when '0111' (toplevel0,toplevel1) = ('1','1');
        otherwise (toplevel0,toplevel1) = ('0','0');

    s2overlay_perms.or = r;
    s2overlay_perms.ow = w;
    s2overlay_perms.ox = x;
    s2overlay_perms.or_rcw = r_rcw;
    s2overlay_perms.ow_rcw = w_rcw;
    s2overlay_perms.or_mmu = r_mmu;
    s2overlay_perms.ow_mmu = w_mmu;
    s2overlay_perms.toplevel0 = toplevel0;
    s2overlay_perms.toplevel1 = toplevel1;

    return s2overlay_perms;
```

## Library pseudocode for aarch64/translation/vmsa\_faults/AArch64.S2TxSZFaults

```
// AArch64.S2TxSZFaults()
// =====
// Detect whether configuration of stage 2 TxSZ field generates a fault

boolean AArch64.S2TxSZFaults(S2TTWParams walkparams, boolean slaarch64)
    mintxs = AArch64.S2MinTxSZ(walkparams.d128, walkparams.ds, walkparams.tgx, slaarch64);
    maxtxs = AArch64.MaxTxSZ(walkparams.tgx);

    if UInt(walkparams.txsz) < mintxs then
        return (IsFeatureImplemented(FEAT_LPA) ||
            boolean IMPLEMENTATION_DEFINED "Fault on TxSZ value below minimum");
    if UInt(walkparams.txsz) > maxtxs then
        return boolean IMPLEMENTATION_DEFINED "Fault on TxSZ value above maximum";

    return FALSE;
```

## Library pseudocode for aarch64/translation/vmsa\_faults/AArch64.VAIsOutOfRange

```
// AArch64.VAIsOutOfRange()
// =====
// Check bits not resolved by translation are identical and of accepted value

boolean AArch64.VAIsOutOfRange(bits(64) va_in, AccessType acctype,
                                Regime regime, S1TTWParams walkparams)
    bits(64) va = va_in;

    constant integer addrtop = AArch64.AddrTop(walkparams.tbid, acctype, walkparams.tbi);

    // If the VA has a Logical Address Tag then the bits holding the Logical Address Tag are
    // ignored when checking if the address is out of range.
    if walkparams.mtx == '1' && acctype != AccessType\_IFETCH then
        va<59:56> = if AArch64.GetVARange(va) == VARange\_UPPER then '1111' else '0000';

    // Input Address size
    constant integer iasize = AArch64.IASize(walkparams.txsz);

    // The min value of TxSZ can be 8, with LVA3 implemented.
    // If TxSZ is set to 8 iasize becomes 64 - 8 = 56
    // If tbi is also set, addrtop becomes 55
    // Then the return statements check va<56:55>
    // The check here is to guard against this corner case.
    if addrtop < iasize then
        return FALSE;

    if HasUnprivileged(regime) then
        if AArch64.GetVARange(va) == VARange\_LOWER then
            return IsZero(va<addrtop:iasize>);
        else
            return IsOnes(va<addrtop:iasize>);
    else
        return IsZero(va<addrtop:iasize>);
```



```

// AArch64.S2ApplyFWBMemAttrs()
// =====
// Apply stage 2 forced Write-Back on stage 1 memory attributes.

MemoryAttributes AArch64.S2ApplyFWBMemAttrs(MemoryAttributes s1_memattrs, S2TTWParams walkparams,
                                             bits(N) descriptor)

    MemoryAttributes memattrs;
    s2_attr = descriptor<5:2>;
    s2_sh   = if walkparams.ds == '1' then walkparams.sh else descriptor<9:8>;
    s2_fnxs = descriptor<11>;

    if s2_attr<2> == '0' then          // S2 Device, S1 any
        s2_device = DecodeDevice(s2_attr<1:0>);
        memattrs.memtype = MemType Device;
        if s1_memattrs.memtype == MemType Device then
            memattrs.device = S2CombineS1Device(s1_memattrs.device, s2_device);
        else
            memattrs.device = s2_device;

        memattrs.xs = s1_memattrs.xs;

    elseif s2_attr<1:0> == '11' then    // S2 attr = S1 attr
        memattrs = s1_memattrs;

    elseif s2_attr<1:0> == '10' then    // Force writeback
        memattrs.memtype = MemType Normal;
        memattrs.inner.attrs = MemAttr WB;
        memattrs.outer.attrs = MemAttr WB;

        if (s1_memattrs.memtype == MemType Normal &&
            s1_memattrs.inner.attrs != MemAttr NC) then
            memattrs.inner.hints      = s1_memattrs.inner.hints;
            memattrs.inner.transient = s1_memattrs.inner.transient;
        else
            memattrs.inner.hints      = MemHint RWA;
            memattrs.inner.transient = FALSE;

        if (s1_memattrs.memtype == MemType Normal &&
            s1_memattrs.outer.attrs != MemAttr NC) then
            memattrs.outer.hints      = s1_memattrs.outer.hints;
            memattrs.outer.transient = s1_memattrs.outer.transient;
        else
            memattrs.outer.hints      = MemHint RWA;
            memattrs.outer.transient = FALSE;

        memattrs.xs = '0';

    else                                // Non-cacheable unless S1 is device
        if s1_memattrs.memtype == MemType Device then
            memattrs = s1_memattrs;
        else
            MemAttrHints cacheability_attr;
            cacheability_attr.attrs = MemAttr NC;

            memattrs.memtype = MemType Normal;
            memattrs.inner   = cacheability_attr;
            memattrs.outer   = cacheability_attr;

            memattrs.xs = s1_memattrs.xs;

    s2_shareability = DecodeShareability(s2_sh);
    memattrs.shareability = S2CombineS1Shareability(s1_memattrs.shareability, s2_shareability);
    memattrs.tags        = S2MemTagType(memattrs, s1_memattrs.tags);
    memattrs.notagaccess = (s2_attr<3:1> == '111' && memattrs.tags == MemTag AllocationTagged);

    if s2_fnxs == '1' then
        memattrs.xs = '0';

    memattrs.shareability = EffectiveShareability(memattrs);
    return memattrs;

```

## Library pseudocode for aarch64/translation/vmsa\_tlbcontext/AArch64.GetS1TLBContext

```
// AArch64.GetS1TLBContext()
// =====
// Gather translation context for accesses with VA to match against TLB entries

TLBContext AArch64.GetS1TLBContext(Regime regime, SecurityState ss, bits(64) va, TGx tg)
    TLBContext tlbcontext;

    case regime of
        when Regime\_EL3    tlbcontext = AArch64.TLBContextEL3(ss, va, tg);
        when Regime\_EL2    tlbcontext = AArch64.TLBContextEL2(ss, va, tg);
        when Regime\_EL20   tlbcontext = AArch64.TLBContextEL20(ss, va, tg);
        when Regime\_EL10   tlbcontext = AArch64.TLBContextEL10(ss, va, tg);

    tlbcontext.includes_s1 = TRUE;
    // The following may be amended for EL1&0 Regime if caching of stage 2 is successful
    tlbcontext.includes_s2 = FALSE;
    // The following may be amended if Granule Protection Check passes
    tlbcontext.includes_gpt = FALSE;
    return tlbcontext;
```

## Library pseudocode for aarch64/translation/vmsa\_tlbcontext/AArch64.GetS2TLBContext

```
// AArch64.GetS2TLBContext()
// =====
// Gather translation context for accesses with IPA to match against TLB entries

TLBContext AArch64.GetS2TLBContext(SecurityState ss, FullAddress ipa, TGx tg)
    assert EL2Enabled();

    TLBContext tlbcontext;

    tlbcontext.ss      = ss;
    tlbcontext.regime  = Regime\_EL10;
    tlbcontext.ipaspace = ipa.paspace;
    tlbcontext.vmid    = VMID[];
    tlbcontext.tg      = tg;
    tlbcontext.ia      = ZeroExtend(ipa.address, 64);
    if IsFeatureImplemented(FEAT_TTCNP) then
        tlbcontext.cnp = if ipa.paspace == PAS\_Secure then VSTTBR_EL2.CnP else VTTBR_EL2.CnP;
    else
        tlbcontext.cnp = '0';

    tlbcontext.includes_s1 = FALSE;
    tlbcontext.includes_s2 = TRUE;
    // This may be amended if Granule Protection Check passes
    tlbcontext.includes_gpt = FALSE;
    return tlbcontext;
```

## Library pseudocode for aarch64/translation/vmsa\_tlbcontext/AArch64.TLBContextEL10

```
// AArch64.TLBContextEL10()
// =====
// Gather translation context for accesses under EL10 regime to match against TLB entries

TLBContext AArch64.TLBContextEL10(SecurityState ss, bits(64) va, TGx tg)
    TLBContext tlbcontext;

    tlbcontext.ss      = ss;
    tlbcontext.regime  = Regime\_EL10;
    tlbcontext.vmid    = VMID[];

    if IsFeatureImplemented(FEAT_ASID2) && IsTCR2EL1Enabled() && TCR2_EL1.A2 == '1' then
        VARange varange = AArch64.GetVARange(va);
        tlbcontext.asid = if varange == VARange\_LOWER then TTBR0_EL1.ASID else TTBR1_EL1.ASID;
    else
        tlbcontext.asid = if TCR_EL1.A1 == '0' then TTBR0_EL1.ASID else TTBR1_EL1.ASID;

    if TCR_EL1.AS == '0' then
        tlbcontext.asid<15:8> = Zeros(8);
    tlbcontext.tg      = tg;
    tlbcontext.ia      = va;

    if IsFeatureImplemented(FEAT_TTCNP) then
        if AArch64.GetVARange(va) == VARange\_LOWER then
            tlbcontext.cnp = TTBR0_EL1.CnP;
        else
            tlbcontext.cnp = TTBR1_EL1.CnP;
    else
        tlbcontext.cnp = '0';

    return tlbcontext;
```

## Library pseudocode for aarch64/translation/vmsa\_tlbcontext/AArch64.TLBContextEL2

```
// AArch64.TLBContextEL2()
// =====
// Gather translation context for accesses under EL2 regime to match against TLB entries

TLBContext AArch64.TLBContextEL2(SecurityState ss, bits(64) va, TGx tg)
    TLBContext tlbcontext;

    tlbcontext.ss      = ss;
    tlbcontext.regime  = Regime\_EL2;
    tlbcontext.tg      = tg;
    tlbcontext.ia      = va;
    tlbcontext.cnp     = if IsFeatureImplemented(FEAT_TTCNP) then TTBR0_EL2.CnP else '0';

    return tlbcontext;
```



## Library pseudocode for aarch64/translation/vmsa\_tlbcontext/AArch64.TLBContextEL20

```
// AArch64.TLBContextEL20()
// =====
// Gather translation context for accesses under EL20 regime to match against TLB entries

TLBContext AArch64.TLBContextEL20(SecurityState ss, bits(64) va, TGx tg)
    TLBContext tlbcontext;

    tlbcontext.ss      = ss;
    tlbcontext.regime = Regime\_EL20;

    if IsFeatureImplemented(FEAT_ASID2) && IsTCR2EL2Enabled() && TCR2_EL2.A2 == '1' then
        VARange varange = AArch64.GetVARange(va);
        tlbcontext.asid = if varange == VARange\_LOWER then TTBR0_EL2.ASID else TTBR1_EL2.ASID;
    else
        tlbcontext.asid = if TCR_EL2.A1 == '0' then TTBR0_EL2.ASID else TTBR1_EL2.ASID;

    if TCR_EL2.AS == '0' then
        tlbcontext.asid<15:8> = Zeros(8);
    tlbcontext.tg      = tg;
    tlbcontext.ia      = va;

    if IsFeatureImplemented(FEAT_TTCNP) then
        if AArch64.GetVARange(va) == VARange\_LOWER then
            tlbcontext.cnp = TTBR0_EL2.CnP;
        else
            tlbcontext.cnp = TTBR1_EL2.CnP;
    else
        tlbcontext.cnp = '0';

    return tlbcontext;
```

## Library pseudocode for aarch64/translation/vmsa\_tlbcontext/AArch64.TLBContextEL3

```
// AArch64.TLBContextEL3()
// =====
// Gather translation context for accesses under EL3 regime to match against TLB entries

TLBContext AArch64.TLBContextEL3(SecurityState ss, bits(64) va, TGx tg)
    TLBContext tlbcontext;

    tlbcontext.ss      = ss;
    tlbcontext.regime = Regime\_EL3;
    tlbcontext.tg      = tg;
    tlbcontext.ia      = va;
    tlbcontext.cnp      = if IsFeatureImplemented(FEAT_TTCNP) then TTBR0_EL3.CnP else '0';

    return tlbcontext;
```

## Library pseudocode for aarch64/translation/vmsa\_translation/AArch64.FullTranslate

```
// AArch64.FullTranslate()
// =====
// Address translation as specified by VMSA
// Alignment check NOT due to memory type is expected to be done before translation

AddressDescriptor AArch64.FullTranslate(bits(64) va, AccessDescriptor accdesc, boolean aligned)
    Regime regime = TranslationRegime(accdesc.el);
    FaultRecord fault = NoFault(accdesc);

    AddressDescriptor ipa;
    (fault, ipa) = AArch64.S1Translate(fault, regime, va, aligned, accdesc);

    if fault.statuscode != Fault\_None then
        return CreateFaultyAddressDescriptor(va, fault);

    if accdesc.ss == SS\_Realm then
        assert EL2Enabled();
    if regime == Regime\_EL10 && EL2Enabled() then
        slaarch64 = TRUE;
        AddressDescriptor pa;
        (fault, pa) = AArch64.S2Translate(fault, ipa, slaarch64, aligned, accdesc);

        if fault.statuscode != Fault\_None then
            return CreateFaultyAddressDescriptor(va, fault);
        else
            return pa;
    else
        return ipa;
```

## Library pseudocode for aarch64/translation/vmsa\_translation/AArch64.MemSwapTableDesc

```
// AArch64.MemSwapTableDesc()
// =====
// Perform HW update of table descriptor as an atomic operation

(FaultRecord, bits(N)) AArch64.MemSwapTableDesc(FaultRecord fault_in, bits(N) prev_desc,
                                                bits(N) new_desc, bit ee,
                                                AccessDescriptor descaccess,
                                                AddressDescriptor descpaddr)

FaultRecord fault = fault_in;
boolean iswrite;

if IsFeatureImplemented(FEAT_RME) then
    fault.gpcf = GranuleProtectionCheck(descpaddr, descaccess);
    if fault.gpcf.gpf != GPCF None then
        fault.statuscode = Fault GPCFOnWalk;
        fault.paddress = descpaddr.paddress;
        fault.gpcfs2walk = fault.secondstage;
        return (fault, bits(N) UNKNOWN);

// All observers in the shareability domain observe the
// following memory read and write accesses atomically.
bits(N) mem_desc;
PhysMemRetStatus memstatus;
(memstatus, mem_desc) = PhysMemRead(descpaddr, N DIV 8, descaccess);

if ee == '1' then
    mem_desc = BigEndianReverse(mem_desc);

if IsFault(memstatus) then
    iswrite = FALSE;
    fault = HandleExternalTTWAbort(memstatus, iswrite, descpaddr, descaccess, N DIV 8, fault);
    if IsFault(fault.statuscode) then
        return (fault, bits(N) UNKNOWN);

if mem_desc == prev_desc then
    ordered_new_desc = if ee == '1' then BigEndianReverse(new_desc) else new_desc;
    memstatus = PhysMemWrite(descpaddr, N DIV 8, descaccess, ordered_new_desc);

    if IsFault(memstatus) then
        iswrite = TRUE;
        fault = HandleExternalTTWAbort(memstatus, iswrite, descpaddr, descaccess, N DIV 8,
                                         fault);

        if IsFault(fault.statuscode) then
            return (fault, bits(N) UNKNOWN);

// Reflect what is now in memory (in little endian format)
mem_desc = new_desc;

return (fault, mem_desc);
```



```

// AArch64.S1DisabledOutput()
// =====
// Map the VA to IPA/PA and assign default memory attributes

(FaultRecord, AddressDescriptor) AArch64.S1DisabledOutput(FaultRecord fault_in, Regime regime,
                                                         bits(64) va_in, AccessDescriptor accdesc,
                                                         boolean aligned)

bits(64) va = va_in;
walkparams = AArch64.GetS1TTWParams(regime, accdesc.ss, va);
FaultRecord fault = fault_in;

// No memory page is guarded when stage 1 address translation is disabled
SetInGuardedPage(FALSE);

// Output Address
FullAddress oa;
oa.address = va<55:0>;
case accdesc.ss of
    when SS\_Secure      oa.paspace = PAS\_Secure;
    when SS\_NonSecure   oa.paspace = PAS\_NonSecure;
    when SS\_Root        oa.paspace = PAS\_Root;
    when SS\_Realm       oa.paspace = PAS\_Realm;

MemoryAttributes memattrs;
if regime == Regime\_EL10 && EL2Enabled() && walkparams.dc == '1' then
    MemAttrHints default_cacheability;
    default_cacheability.attrs = MemAttr\_WB;
    default_cacheability.hints = MemHint\_RWA;
    default_cacheability.transient = FALSE;

    memattrs.memtype = MemType\_Normal;
    memattrs.outer = default_cacheability;
    memattrs.inner = default_cacheability;
    memattrs.shareability = Shareability\_NSH;
    if walkparams.dct == '1' then
        memattrs.tags = MemTag\_AllocationTagged;
    elsif walkparams.mtx == '1' then
        memattrs.tags = MemTag\_CanonicallyTagged;
    else
        memattrs.tags = MemTag\_Untagged;
    memattrs.xs = '0';
elsif accdesc.acctype == AccessType\_IFETCH then
    MemAttrHints i_cache_attr;
    if AArch64.S1ICacheEnabled(regime) then
        i_cache_attr.attrs = MemAttr\_WT;
        i_cache_attr.hints = MemHint\_RA;
        i_cache_attr.transient = FALSE;
    else
        i_cache_attr.attrs = MemAttr\_NC;

    memattrs.memtype = MemType\_Normal;
    memattrs.outer = i_cache_attr;
    memattrs.inner = i_cache_attr;
    memattrs.shareability = Shareability\_OSH;
    memattrs.tags = MemTag\_Untagged;
    memattrs.xs = '1';
else
    memattrs.memtype = MemType\_Device;
    memattrs.device = DeviceType\_nGnRnE;
    memattrs.shareability = Shareability\_OSH;
    if walkparams.mtx == '1' then
        memattrs.tags = MemTag\_CanonicallyTagged;
    else
        memattrs.tags = MemTag\_Untagged;
    memattrs.xs = '1';
memattrs.notagaccess = FALSE;

if walkparams.mtx == '1' && walkparams.tbi == '0' && accdesc.acctype != AccessType\_IFETCH then
    // For the purpose of the checks in this function, the MTE tag bits are ignored.

```

```

    va<59:56> = if HasUnprivileged(regime) then Replicate(va<55>, 4) else '0000';

    fault.level = 0;
    constant integer addrtop = AArch64.AddrTop(walkparams.tbid, accdesc.acctype, walkparams.tbi);
    constant integer pamax = AArch64.PAMax();

    if !IsZero(va<addrtop:pamax>) then
        fault.statuscode = Fault\_AddressSize;
    elsif AArch64.S1HasAlignmentFault(accdesc, aligned, walkparams.ntlsmid, memattrs) then
        fault.statuscode = Fault\_Alignment;

    if fault.statuscode != Fault\_None then
        return (fault, AddressDescriptor UNKNOWN);
    else
        ipa = CreateAddressDescriptor(va_in, oa, memattrs);
        ipa.mecid = AArch64.S1DisabledOutputMECID(walkparams, regime, ipa.paddress.paspace);
        return (fault, ipa);

```



```

// AArch64.S1Translate()
// =====
// Translate VA to IPA/PA depending on the regime

(FaultRecord, AddressDescriptor) AArch64.S1Translate(FaultRecord fault_in, Regime regime,
                                                    bits(64) va, boolean aligned,
                                                    AccessDescriptor accdesc)

FaultRecord fault = fault_in;
// Prepare fault fields in case a fault is detected
fault.secondstage = FALSE;
fault.s2fslwalk   = FALSE;

if !AArch64.S1Enabled(regime, accdesc.acctype) then
    return AArch64.S1DisabledOutput(fault, regime, va, accdesc, aligned);

walkparams = AArch64.GetS1TTWParams(regime, accdesc.ss, va);

constant integer slmintxsz = AArch64.S1MinTxSZ(regime, walkparams.dl28,
                                             walkparams.ds, walkparams.tgx);
constant integer slmaxtxsz = AArch64.MaxTxSZ(walkparams.tgx);
if AArch64.S1TxSZFaults(regime, walkparams) then
    fault.statuscode = Fault\_Translation;
    fault.level      = 0;
    return (fault, AccessDescriptor UNKNOWN);
elseif UInt(walkparams.txsz) < slmintxsz then
    walkparams.txsz = slmintxsz<5:0>;
elseif UInt(walkparams.txsz) > slmaxtxsz then
    walkparams.txsz = slmaxtxsz<5:0>;

if AArch64.VAIsOutOfRange(va, accdesc.acctype, regime, walkparams) then
    fault.statuscode = Fault\_Translation;
    fault.level      = 0;
    return (fault, AccessDescriptor UNKNOWN);

if accdesc.el == ELO && walkparams.e0pd == '1' then
    fault.statuscode = Fault\_Translation;
    fault.level      = 0;
    return (fault, AccessDescriptor UNKNOWN);

if (IsFeatureImplemented(FEAT_TME) && accdesc.el == ELO && walkparams.nfd == '1' &&
    accdesc.transactional) then
    fault.statuscode = Fault\_Translation;
    fault.level      = 0;
    return (fault, AccessDescriptor UNKNOWN);

if (IsFeatureImplemented(FEAT_SVE) && accdesc.el == ELO && walkparams.nfd == '1' &&
    ((accdesc.nonfault && accdesc.contiguous) ||
     (accdesc.firstfault && !accdesc.first && !accdesc.contiguous))) then
    fault.statuscode = Fault\_Translation;
    fault.level      = 0;
    return (fault, AccessDescriptor UNKNOWN);

AccessDescriptor descipaddr;
TTWState walkstate;
bits(128) descriptor;
bits(128) new_desc;
bits(128) mem_desc;
repeat
    if walkparams.dl28 == '1' then
        (fault, descipaddr, walkstate, descriptor) = AArch64.S1Walk(fault, walkparams, va,
                                                                    regime, accdesc, 128);
    else
        (fault, descipaddr, walkstate, descriptor<63:0>) = AArch64.S1Walk(fault, walkparams,
                                                                    va, regime, accdesc,
                                                                    64);

        descriptor<127:64> = Zeros(64);
    if fault.statuscode != Fault\_None then
        return (fault, AccessDescriptor UNKNOWN);

if accdesc.acctype == AccessType\_IFETCH then

```



```

    // Flag the fetched instruction is from a guarded page
    SetInGuardedPage(walkstate.guardedpage == '1');

    if AArch64.S1HasAlignmentFault(accdesc, aligned, walkparams.ntlsmid,
                                    walkstate.memattrs) then
        fault.statuscode = Fault\_Alignment;

    if fault.statuscode == Fault\_None then
        fault = AArch64.S1CheckPermissions(fault, regime, walkstate, walkparams, accdesc);

    new_desc = descriptor;
    if walkparams.ha == '1' && AArch64.SettingAccessFlagPermitted(fault) then
        // Set descriptor AF bit
        new_desc<10> = '1';

    // If HW update of dirty bit is enabled, the walk state permissions
    // will already reflect a configuration permitting writes.
    // The update of the descriptor occurs only if the descriptor bits in
    // memory do not reflect that and the access instigates a write.

    if (AArch64.SettingDirtyStatePermitted(fault) &&
        walkparams.ha == '1' &&
        walkparams.hd == '1' &&
        (walkparams.pie == '1' || descriptor<51> == '1') &&
        accdesc.write &&
        !(accdesc.acctype IN {AccessType\_AT, AccessType\_IC, AccessType\_DC})) then
        // Clear descriptor AP[2]/nDirty bit permitting stage 1 writes
        new_desc<7> = '0';

    // Either the access flag was clear or AP[2]/nDirty is set
    if new_desc != descriptor then
        AddressDescriptor descpaddr;
        descaccess = CreateAccDescTTEUpdate(accdesc);
        if regime == Regime\_EL10 && EL2Enabled() then
            FaultRecord s2fault;
            slaarch64 = TRUE;
            s2aligned = TRUE;
            (s2fault, descpaddr) = AArch64.S2Translate(fault, descipaddr, slaarch64, s2aligned,
                                                    descaccess);

            if s2fault.statuscode != Fault\_None then
                return (s2fault, AddressDescriptor UNKNOWN);

        else
            descpaddr = descipaddr;
            if walkparams.d128 == '1' then
                (fault, mem_desc) = AArch64.MemSwapTableDesc(fault, descriptor, new_desc,
                                                            walkparams.ee, descaccess, descpaddr);
            else
                (fault, mem_desc<63:0>) = AArch64.MemSwapTableDesc(fault, descriptor<63:0>,
                                                                new_desc<63:0>, walkparams.ee,
                                                                descaccess, descpaddr);

                mem_desc<127:64> = Zeros(64);

    until new_desc == descriptor || mem_desc == new_desc;

    if fault.statuscode != Fault\_None then
        return (fault, AddressDescriptor UNKNOWN);

    // Output Address
    oa = StageOA(va, walkparams.d128, walkparams.tgx, walkstate);
    MemoryAttributes memattrs;
    if (accdesc.acctype == AccessType\_IFETCH &&
        (walkstate.memattrs.memtype == MemType\_Device || !AArch64.S1ICacheEnabled(regime))) then
        // Treat memory attributes as Normal Non-Cacheable
        memattrs = NormalNCMemAttr();
        memattrs.xs = walkstate.memattrs.xs;
    elseif (accdesc.acctype != AccessType\_IFETCH && !AArch64.S1DCacheEnabled(regime) &&
        walkstate.memattrs.memtype == MemType\_Normal) then
        // Treat memory attributes as Normal Non-Cacheable

```

```

memattrs = NormalNCMemAttr();
memattrs.xs = walkstate.memattrs.xs;

// The effect of SCTLR_ELx.C when '0' is Constrained UNPREDICTABLE
// on the Tagged attribute
if (IsFeatureImplemented(FEAT_MTE2) &&
    walkstate.memattrs.tags == MemTag\_AllocationTagged &&
    !ConstrainUnpredictableBool(Unpredictable\_S1CTAGGED)) then
    memattrs.tags = MemTag\_Untagged;
else
    memattrs = walkstate.memattrs;

// Shareability value of stage 1 translation subject to stage 2 is IMPLEMENTATION DEFINED
// to be either effective value or descriptor value
if (regime == Regime\_EL10 && EL2Enabled() && HCR_EL2.VM == '1' &&
    !(boolean IMPLEMENTATION_DEFINED "Apply effective shareability at stage 1")) then
    memattrs.shareability = walkstate.memattrs.shareability;
else
    memattrs.shareability = EffectiveShareability(memattrs);

if accdesc.ls64 && memattrs.memtype == MemType\_Normal then
    if memattrs.inner.attrs != MemAttr\_NC || memattrs.outer.attrs != MemAttr\_NC then
        fault.statuscode = Fault\_Exclusive;
        return (fault, AddressDescriptor UNKNOWN);

ipa = CreateAddressDescriptor(va, oa, memattrs);
ipa.slassured = walkstate.slassured;
varange = AArch64.GetVARange(va);
ipa.mecid = AArch64.S1OutputMECID(walkparams, regime, varange, ipa.paddress.paspace,
                                descriptor);

return (fault, ipa);

```



```

// AArch64.S2Translate()
// =====
// Translate stage 1 IPA to PA and combine memory attributes

(FaultRecord, AddressDescriptor) AArch64.S2Translate(FaultRecord fault_in, AddressDescriptor ipa,
                                                    boolean slaarch64, boolean aligned,
                                                    AccessDescriptor accdesc)

walkparams = AArch64.GetS2TTWParams(accdesc.ss, ipa.paddress.paspace, slaarch64);
FaultRecord fault = fault_in;
boolean s2fslmro;
// Prepare fault fields in case a fault is detected
fault.statuscode = Fault\_None; // Ignore any faults from stage 1
fault.dirtybit    = FALSE;
fault.overlay     = FALSE;
fault.tagaccess   = FALSE;
fault.sltagnodata = FALSE;
fault.secondstage = TRUE;
fault.s2fslwalk   = accdesc.acctype == AccessType\_TTW;
fault.ipaddress   = ipa.paddress;

if walkparams.vm != '1' then
    // Stage 2 translation is disabled
    return (fault, ipa);

constant integer s2mintxsz = AArch64.S2MinTxSZ(walkparams.dl28, walkparams.ds,
                                              walkparams.tgx, slaarch64);
constant integer s2maxtxsz = AArch64.MaxTxSZ(walkparams.tgx);
if AArch64.S2TxSZFaults(walkparams, slaarch64) then
    fault.statuscode = Fault\_Translation;
    fault.level      = 0;
    return (fault, AddressDescriptor UNKNOWN);
elseif UInt(walkparams.txsz) < s2mintxsz then
    walkparams.txsz = s2mintxsz<5:0>;
elseif UInt(walkparams.txsz) > s2maxtxsz then
    walkparams.txsz = s2maxtxsz<5:0>;

if (walkparams.dl28 == '0' &&
    (AArch64.S2InvalidSL(walkparams) || AArch64.S2InconsistentSL(walkparams))) then
    fault.statuscode = Fault\_Translation;
    fault.level      = 0;
    return (fault, AddressDescriptor UNKNOWN);

if AArch64.IPAIsOutOfRange(ipa.paddress.address, walkparams) then
    fault.statuscode = Fault\_Translation;
    fault.level      = 0;
    return (fault, AddressDescriptor UNKNOWN);

AddressDescriptor descpadr;
TTWState walkstate;
bits(128) descriptor;
bits(128) new_desc;
bits(128) mem_desc;
repeat
    if walkparams.dl28 == '1' then
        (fault, descpadr, walkstate, descriptor) = AArch64.S2Walk(fault, ipa, walkparams,
                                                                    accdesc, 128);
    else
        (fault, descpadr, walkstate, descriptor<63:0>) = AArch64.S2Walk(fault, ipa,
                                                                    walkparams, accdesc,
                                                                    64);

        descriptor<127:64> = Zeros(64);
    if fault.statuscode != Fault\_None then
        return (fault, AddressDescriptor UNKNOWN);

    if AArch64.S2HasAlignmentFault(accdesc, aligned, walkstate.memattrs) then
        fault.statuscode = Fault\_Alignment;

    if fault.statuscode == Fault\_None then
        (fault, s2fslmro) = AArch64.S2CheckPermissions(fault, walkstate, walkparams, ipa,

```

```

accdesc);

new_desc = descriptor;
if walkparams.ha == '1' && AArch64.SettingAccessFlagPermitted(fault) then
    // Set descriptor AF bit
    new_desc<10> = '1';

// If HW update of dirty bit is enabled, the walk state permissions
// will already reflect a configuration permitting writes.
// The update of the descriptor occurs only if the descriptor bits in
// memory do not reflect that and the access instigates a write.

if (AArch64.SettingDirtyStatePermitted(fault) &&
    walkparams.ha == '1' &&
    walkparams.hd == '1' &&
    (walkparams.s2pie == '1' || descriptor<51> == '1') &&
    accdesc.write &&
    !(accdesc.acctype IN {AccessType\_AT, AccessType\_IC, AccessType\_DC})) then
    // Set descriptor S2AP[1]/Dirty bit permitting stage 2 writes
    new_desc<7> = '1';

// Either the access flag was clear or S2AP[1]/Dirty is clear
if new_desc != descriptor then
    if walkparams.hdbss == '1' && descriptor<7> == '0' && new_desc<7> == '1' then
        fault = AppendToHDBSS(fault, ipa.address, accdesc, walkparams, walkstate.level);

// If an error, other than a synchronous External abort, occurred on the HDBSS update,
// stage 2 hardware update of dirty state is not permitted.
if (HDBSSPROD_EL2.FSC != '101000' &&
    (!fault.hdbssf || IsExternalAbort(fault.statuscode))) then
    AccessDescriptor descaccess = CreateAccDescTTEUpdate(accdesc);
    if walkparams.dl28 == '1' then
        (fault, mem_desc) = AArch64.MemSwapTableDesc(fault, descriptor, new_desc,
                                                    walkparams.ee, descaccess,
                                                    descpadr);
    else
        (fault, mem_desc<63:0>) = AArch64.MemSwapTableDesc(fault, descriptor<63:0>,
                                                            new_desc<63:0>,
                                                            walkparams.ee,
                                                            descaccess, descpadr);

        mem_desc<127:64> = Zeros(64);

    if fault.statuscode != Fault\_None then
        return (fault, AddressDescriptor UNKNOWN);

until new_desc == descriptor || mem_desc == new_desc;

if fault.statuscode != Fault\_None then
    return (fault, AddressDescriptor UNKNOWN);

ipa_64 = ZeroExtend(ipa.address.address, 64);
// Output Address
oa = StageOA(ipa_64, walkparams.dl28, walkparams.tgx, walkstate);
MemoryAttributes s2_memattrs;
if (accdesc.acctype == AccessType\_TTW &&
    walkstate.memattrs.memtype == MemType\_Device && walkparams.ptw == '0') ||
    (accdesc.acctype == AccessType\_IFETCH &&
    (walkstate.memattrs.memtype == MemType\_Device || HCR_EL2.ID == '1')) ||
    (accdesc.acctype != AccessType\_IFETCH &&
    walkstate.memattrs.memtype == MemType\_Normal && !S2DCacheEnabled()) then
    // Treat memory attributes as Normal Non-Cacheable
    s2_memattrs = NormalNCMemAttr();
    s2_memattrs.xs = walkstate.memattrs.xs;
else
    s2_memattrs = walkstate.memattrs;

if accdesc.ls64 && s2_memattrs.memtype == MemType\_Normal then
    if s2_memattrs.inner.attrs != MemAttr\_NC || s2_memattrs.outer.attrs != MemAttr\_NC then
        fault.statuscode = Fault\_Exclusive;
        return (fault, AddressDescriptor UNKNOWN);

```

```

s2aarch64 = TRUE;
MemoryAttributes memattrs;
if walkparams.fwb == '0' then
    memattrs = S2CombineS1MemAttrs(ipa.memattrs, s2_memattrs, s2aarch64);
else
    memattrs = s2_memattrs;

pa = CreateAddressDescriptor(ipa.vaddress, oa, memattrs);
pa.s2fslmro = s2fslmro;
pa.mecid = AArch64.S2OutputMECID(walkparams, pa.paddress.paspace, descriptor);
return (fault, pa);

```

### Library pseudocode for aarch64/translation/vmsa\_translation/AArch64.SettingAccessFlagPermitted

```

// AArch64.SettingAccessFlagPermitted()
// =====
// Determine whether the access flag could be set by HW given the fault status

boolean AArch64.SettingAccessFlagPermitted(FaultRecord fault)
    if fault.statuscode == Fault_None then
        return TRUE;
    elsif fault.statuscode IN {Fault_Alignment, Fault_Permission} then
        return ConstrainUnpredictableBool(Unpredictable_AFUPDATE);
    else
        return FALSE;

```

### Library pseudocode for aarch64/translation/vmsa\_translation/AArch64.SettingDirtyStatePermitted

```

// AArch64.SettingDirtyStatePermitted()
// =====
// Determine whether the dirty state could be set by HW given the fault status

boolean AArch64.SettingDirtyStatePermitted(FaultRecord fault)
    if fault.statuscode == Fault_None then
        return TRUE;
    elsif fault.statuscode == Fault_Alignment then
        return ConstrainUnpredictableBool(Unpredictable_DBUPDATE);
    else
        return FALSE;

```

## Library pseudocode for aarch64/translation/vmsa\_translation/AArch64.TranslateAddress

```
// AArch64.TranslateAddress()
// =====
// Main entry point for translating an address

AddressDescriptor AArch64.TranslateAddress(bits(64) va, AccessDescriptor accdesc,
                                           boolean aligned, integer size)
    if (SPESampleInFlight && !(accdesc.acctype IN {AccessType\_IFETCH,
                                                  AccessType\_SPE})) then
        SPEStartCounter(SPECounterPosTranslationLatency);

    AddressDescriptor result = AArch64.FullTranslate(va, accdesc, aligned);

    if !IsFault(result) && accdesc.acctype != AccessType\_IFETCH then
        result.fault = AArch64.CheckDebug(va, accdesc, size);

    if (IsFeatureImplemented(FEAT_RME) && !IsFault(result) &&
        (accdesc.acctype != AccessType\_DC ||
         boolean IMPLEMENTATION_DEFINED "GPC Fault on DC operations")) then
        result.fault.gpcf = GranuleProtectionCheck(result, accdesc);

        if result.fault.gpcf.gpf != GPCF\_None then
            result.fault.statuscode = Fault\_GPCFOnOutput;
            result.fault.paddress = result.paddress;

    if !IsFault(result) && accdesc.acctype == AccessType\_IFETCH then
        result.fault = AArch64.CheckDebug(va, accdesc, size);

    if (SPESampleInFlight && !(accdesc.acctype IN {AccessType\_IFETCH,
                                                  AccessType\_SPE})) then
        SPEStopCounter(SPECounterPosTranslationLatency);

    // Update virtual address for abort functions
    result.vaddress = ZeroExtend(va, 64);

    return result;
```

## Library pseudocode for aarch64/translation/vmsa\_tentry/AArch64.BlockDescSupported

```
// AArch64.BlockDescSupported()
// =====
// Determine whether a block descriptor is valid for the given granule size
// and level

boolean AArch64.BlockDescSupported(bit d128, bit ds, TGx tgx, integer level)
    case tgx of
        when TGx\_4KB return ((level == 0 && (ds == '1' || d128 == '1')) ||
                               level == 1 ||
                               level == 2);
        when TGx\_16KB return ((level == 1 && (ds == '1' || d128 == '1')) ||
                               level == 2);
        when TGx\_64KB return ((level == 1 && (d128 == '1' || AArch64.PAMax() >= 52)) ||
                               level == 2);

    return FALSE;
```

## Library pseudocode for aarch64/translation/vmsa\_ttentry/AArch64.BlocknTFaults

```
// AArch64.BlocknTFaults()
// =====
// Identify whether the nT bit in a block descriptor is effectively set
// causing a translation fault

boolean AArch64.BlocknTFaults(bit d128, bits(N) descriptor)
    bit nT;
    if !IsFeatureImplemented(FEAT_BBM) then
        return FALSE;
    nT = if d128 == '1' then descriptor<6> else descriptor<16>;
    bbm_level = AArch64.BlockBBMSupportLevel\(\);
    nT_faults = (boolean IMPLEMENTATION_DEFINED
        "BBM level 1 or 2 support nT bit causes Translation Fault");

    return bbm_level IN {1, 2} && nT == '1' && nT_faults;
```

## Library pseudocode for aarch64/translation/vmsa\_ttentry/AArch64.ContiguousBit

```
// AArch64.ContiguousBit()
// =====
// Get the value of the contiguous bit

bit AArch64.ContiguousBit(TGx tgx, bit d128, integer level, bits(N) descriptor)
    if d128 == '1' then
        if (tgx == TGx\_64KB && level == 1) || (tgx == TGx\_4KB && level == 0) then
            return '0'; // RES0
        else
            return descriptor<111>;
    // When using TGx 64KB and FEAT_LPA is implemented,
    // the Contiguous bit is RES0 for Block descriptors at level 1

    if tgx == TGx\_64KB && level == 1 then
        return '0'; // RES0

    // When the effective value of TCR_ELx.DS is '1',
    // the Contiguous bit is RES0 for all the following:
    // * For TGx 4KB, Block descriptors at level 0
    // * For TGx 16KB, Block descriptors at level 1

    if tgx == TGx\_16KB && level == 1 then
        return '0'; // RES0

    if tgx == TGx\_4KB && level == 0 then
        return '0'; // RES0

    return descriptor<52>;
```



## Library pseudocode for aarch64/translation/vmsa\_ttentry/AArch64.DecodeDescriptorType

```
// AArch64.DecodeDescriptorType()
// =====
// Determine whether the descriptor is a page, block or table

DescriptorType AArch64.DecodeDescriptorType(bits(N) descriptor, bit d128, bit ds,
                                           TGx tgx, integer level)

    if descriptor<0> == '0' then
        return DescriptorType_Invalid;
    elsif d128 == '1' then
        bits(2) skl = descriptor<110:109>;
        if tgx IN {TGx_16KB, TGx_64KB} && UInt(skl) == 3 then
            return DescriptorType_Invalid;

            integer effective_level = level + UInt(skl);
            if effective_level > FINAL_LEVEL then
                return DescriptorType_Invalid;
            elsif effective_level == FINAL_LEVEL then
                return DescriptorType_Leaf;
            else
                return DescriptorType_Table;
        else
            if descriptor<1> == '1' then
                if level == FINAL_LEVEL then
                    return DescriptorType_Leaf;
                else
                    return DescriptorType_Table;
            elsif descriptor<1> == '0' then
                if AArch64.BlockDescSupported(d128, ds, tgx, level) then
                    return DescriptorType_Leaf;
                else
                    return DescriptorType_Invalid;
            end if
        end if
    end if
    Unreachable();
```

## Library pseudocode for aarch64/translation/vmsa\_ttentry/AArch64.S1ApplyOutputPerms

```
// AArch64.S1ApplyOutputPerms()
// =====
// Apply output permissions encoded in stage 1 page/block descriptors

Permissions AArch64.S1ApplyOutputPerms(Permissions permissions_in, bits(N) descriptor,
                                         Regime regime, S1TTWParams walkparams)
    Permissions permissions = permissions_in;

    bits (4) pi_index;
    if walkparams.pie == '1' then
        if walkparams.dl28 == '1' then
            pi_index = descriptor<118:115>;
        else
            pi_index = descriptor<54:53>:descriptor<51>:descriptor<6>;
        permissions.ppi = Elem[walkparams.pir, UInt(pi_index), 4];
        permissions.upi = Elem[walkparams.pire0, UInt(pi_index), 4];
        permissions.ndirty = descriptor<7>;
    else
        if regime == Regime\_EL10 && EL2Enabled() && walkparams.nv1 == '1' then
            permissions.ap<2:1> = descriptor<7>:'0';
            permissions.pxn = descriptor<54>;
        elseif HasUnprivileged(regime) then
            permissions.ap<2:1> = descriptor<7:6>;
            permissions.uxn = descriptor<54>;
            permissions.pxn = descriptor<53>;
        else
            permissions.ap<2:1> = descriptor<7>:'1';
            permissions.xn = descriptor<54>;
        // Descriptors marked with DBM set have the effective value of AP[2] cleared.
        // This implies no Permission faults caused by lack of write permissions are
        // reported, and the Dirty bit can be set.
        if walkparams.ha == '1' && walkparams.hd == '1' && descriptor<51> == '1' then
            permissions.ap<2> = '0';

    if IsFeatureImplemented(FEAT_S1POE) then
        if walkparams.dl28 == '1' then
            permissions.po_index = descriptor<124:121>;
        else
            permissions.po_index = '0':descriptor<62:60>;
    return permissions;
```

## Library pseudocode for aarch64/translation/vmsa\_ttentry/AArch64.S1ApplyTablePerms

```
// AArch64.S1ApplyTablePerms()
// =====
// Apply hierarchical permissions encoded in stage 1 table descriptors

Permissions AArch64.S1ApplyTablePerms(Permissions permissions_in, bits(N) descriptor,
                                       Regime regime, S1TTWParams walkparams)
    Permissions permissions = permissions_in;
    bits(2) ap_table;
    bit pxn_table;
    bit uxnn_table;
    bit xnn_table;
    if regime == Regime_EL10 && EL2Enabled() && walkparams.nv1 == '1' then
        if walkparams.dl28 == '1' then
            ap_table = descriptor<126>:'0';
            pxn_table = descriptor<124>;
        else
            ap_table = descriptor<62>:'0';
            pxn_table = descriptor<60>;
        permissions.ap_table = permissions.ap_table OR ap_table;
        permissions.pxn_table = permissions.pxn_table OR pxn_table;

    elseif HasUnprivileged(regime) then
        if walkparams.dl28 == '1' then
            ap_table = descriptor<126:125>;
            uxnn_table = descriptor<124>;
            pxn_table = descriptor<123>;
        else
            ap_table = descriptor<62:61>;
            uxnn_table = descriptor<60>;
            pxn_table = descriptor<59>;
        permissions.ap_table = permissions.ap_table OR ap_table;
        permissions.uxnn_table = permissions.uxnn_table OR uxnn_table;
        permissions.pxn_table = permissions.pxn_table OR pxn_table;

    else
        if walkparams.dl28 == '1' then
            ap_table = descriptor<126>:'0';
            xnn_table = descriptor<124>;
        else
            ap_table = descriptor<62>:'0';
            xnn_table = descriptor<60>;
        permissions.ap_table = permissions.ap_table OR ap_table;
        permissions.xnn_table = permissions.xnn_table OR xnn_table;

    return permissions;
```

## Library pseudocode for aarch64/translation/vmsa\_ttentry/AArch64.S2ApplyOutputPerms

```
// AArch64.S2ApplyOutputPerms()
// =====
// Apply output permissions encoded in stage 2 page/block descriptors

Permissions AArch64.S2ApplyOutputPerms(bits(N) descriptor, S2TTWParams walkparams)
    Permissions permissions;
    bits(4) s2pi_index;
    if walkparams.s2pie == '1' then
        if walkparams.dl28 == '1' then
            s2pi_index = descriptor<118:115>;
        else
            s2pi_index = descriptor<54:53,51,6>;
        permissions.s2pi = Elem[walkparams.s2pir, UInt(s2pi_index), 4];
        permissions.s2dirty = descriptor<7>;
    else
        permissions.s2ap = descriptor<7:6>;
        if walkparams.dl28 == '1' then
            permissions.s2xn = descriptor<118>;
        else
            permissions.s2xn = descriptor<54>;

        if IsFeatureImplemented(FEAT_XNX) then
            if walkparams.dl28 == '1' then
                permissions.s2xnx = descriptor<117>;
            else
                permissions.s2xnx = descriptor<53>;
        else
            permissions.s2xnx = '0';

        // Descriptors marked with DBM set have the effective value of S2AP[1] set.
        // This implies no Permission faults caused by lack of write permissions are
        // reported, and the Dirty bit can be set.
        bit desc_dbm;
        if walkparams.dl28 == '1' then
            desc_dbm = descriptor<115>;
        else
            desc_dbm = descriptor<51>;
        if walkparams.ha == '1' && walkparams.hd == '1' && desc_dbm == '1' then
            permissions.s2ap<1> = '1';
    if IsFeatureImplemented(FEAT_S2POE) then
        if walkparams.dl28 == '1' then
            permissions.s2po_index = descriptor<124:121>;
        else
            permissions.s2po_index = descriptor<62:59>;
    return permissions;
```

## Library pseudocode for aarch64/translation/vmsa\_walk/AArch64.S1InitialTTWState

```
// AArch64.S1InitialTTWState()
// =====
// Set properties of first access to translation tables in stage 1

TTWState AArch64.S1InitialTTWState(S1TTWParams walkparams, bits(64) va, Regime regime,
                                   SecurityState ss)

    TTWState walkstate;
    FullAddress tablebase;
    Permissions permissions;
    bits(128) ttbr;

    ttbr = AArch64.S1TTBR(regime, va);
    case ss of
        when SS Secure tablebase.paspace = PAS Secure;
        when SS NonSecure tablebase.paspace = PAS NonSecure;
        when SS Root tablebase.paspace = PAS Root;
        when SS Realm tablebase.paspace = PAS Realm;

    tablebase.address = AArch64.S1TTBaseAddress(walkparams, regime, ttbr);

    permissions.ap_table = '00';
    if HasUnprivileged(regime) then
        permissions.uxn_table = '0';
        permissions.pxn_table = '0';
    else
        permissions.xn_table = '0';

    walkstate.baseaddress = tablebase;
    walkstate.level = AArch64.S1StartLevel(walkparams);
    walkstate.istable = TRUE;
    // In regimes that support global and non-global translations, translation
    // table entries from lookup levels other than the final level of lookup
    // are treated as being non-global
    walkstate.nG = if HasUnprivileged(regime) then '1' else '0';
    walkstate.memattrs = WalkMemAttrs(walkparams.sh, walkparams.irgn, walkparams.orgn);
    walkstate.permissions = permissions;
    if (regime == Regime\_EL10 && EL2Enabled() && (HCR_EL2.VM == '1' || HCR_EL2.DC == '1')) then
        if ((AArch64.GetVARange(va) == VARange\_LOWER && VTCR_EL2.TL0 == '1') ||
            (AArch64.GetVARange(va) == VARange\_UPPER && VTCR_EL2.TL1 == '1')) then
            walkstate.slassured = TRUE;
        else
            walkstate.slassured = FALSE;
    else
        walkstate.slassured = FALSE;
    walkstate.disch = walkparams.disch;

    return walkstate;
```



```

// AArch64.S1NextWalkStateLeaf()
// =====
// Decode stage 1 page or block descriptor as output to this stage of translation

TTWState AArch64.S1NextWalkStateLeaf(TTWState currentstate, boolean s2fslmro, Regime regime,
                                     SecurityState ss, S1TTWParams walkparams, bits(N) descriptor)

    TTWState    nextstate;
    FullAddress baseaddress;
    baseaddress.address = AArch64.LeafBase(descriptor, walkparams.dl28,
                                         walkparams.ds,
                                         walkparams.tgx, currentstate.level);

    if currentstate.baseaddress.paspace == PAS\_Secure then
        // Determine PA space of the block from NS bit
        bit ns;
        ns = if walkparams.dl28 == '1' then descriptor<127> else descriptor<5>;
        baseaddress.paspace = if ns == '0' then PAS\_Secure else PAS\_NonSecure;
    elseif currentstate.baseaddress.paspace == PAS\_Root then
        // Determine PA space of the block from NSE and NS bits
        bit nse;
        bit ns;
        <nse,ns> = if walkparams.dl28 == '1' then descriptor<11,127> else descriptor<11,5>;
        baseaddress.paspace = DecodePASpace(nse, ns);

        // If Secure state is not implemented, but RME is,
        // force Secure space accesses to Non-secure space
        if baseaddress.paspace == PAS\_Secure && !HaveSecureState() then
            baseaddress.paspace = PAS\_NonSecure;

    elseif (currentstate.baseaddress.paspace == PAS\_Realm &&
           regime IN {Regime\_EL2, Regime\_EL20}) then
        // Realm EL2 and EL2&0 regimes have a stage 1 NS bit
        bit ns;
        ns = if walkparams.dl28 == '1' then descriptor<127> else descriptor<5>;
        baseaddress.paspace = if ns == '0' then PAS\_Realm else PAS\_NonSecure;
    elseif currentstate.baseaddress.paspace == PAS\_Realm then
        // Realm EL1&0 regime does not have a stage 1 NS bit
        baseaddress.paspace = PAS\_Realm;
    else
        baseaddress.paspace = PAS\_NonSecure;

    nextstate.istable      = FALSE;
    nextstate.level       = currentstate.level;
    nextstate.baseaddress = baseaddress;

    bits(4) attrindx;
    if walkparams.aie == '1' then
        if walkparams.dl28 == '1' then
            attrindx = descriptor<5:2>;
        else
            attrindx = descriptor<59,4:2>;
    else
        attrindx = '0':descriptor<4:2>;

    bits(2) sh;
    if walkparams.dl28 == '1' then
        sh = descriptor<9:8>;
    elseif walkparams.ds == '1' then
        sh = walkparams.sh;
    else
        sh = descriptor<9:8>;
    attr = AArch64.MAIRAttr(UInt(attrindx), walkparams.mair2, walkparams.mair);
    slaarch64 = TRUE;

    nextstate.memattrs     = S1DecodeMemAttrs(attr, sh, slaarch64, walkparams);
    nextstate.permissions = AArch64.S1ApplyOutputPerms(currentstate.permissions,
                                                         descriptor, regime, walkparams);

    bit protectedbit;
    if walkparams.dl28 == '1' then
        protectedbit = descriptor<114>;

```

```

else
    protectedbit = if walkparams.pnch == '1' then descriptor<52> else '0';
if (currentstate.slassured && s2fslmro && protectedbit == '1') then
    nextstate.slassured = TRUE;
else
    nextstate.slassured = FALSE;

if walkparams.pnch == '1' || currentstate.disch == '1' then
    nextstate.contiguous = '0';
else
    nextstate.contiguous = AArch64.ContiguousBit(walkparams.tgx, walkparams.d128,
                                                currentstate.level, descriptor);
if !HasUnprivileged(regime) then
    nextstate.nG = '0';
elseif ss == SS\_Secure && currentstate.baseaddress.paspace == PAS\_NonSecure then
    // In Secure state, a translation must be treated as non-global,
    // regardless of the value of the nG bit,
    // if NSTable is set to 1 at any level of the translation table walk
    nextstate.nG = '1';
elseif walkparams.fng == '1' then
    // Translations are treated as non-global regardless of the value of the nG bit.
    nextstate.nG = '1';
else
    nextstate.nG = descriptor<11>;

if walkparams.d128 == '1' then
    nextstate.guardedpage = descriptor<113>;
else
    nextstate.guardedpage = descriptor<50>;

return nextstate;

```



## Library pseudocode for aarch64/translation/vmsa\_walk/AArch64.S1NextWalkStateTable

```
// AArch64.S1NextWalkStateTable()
// =====
// Decode stage 1 table descriptor to transition to the next level

TTWState AArch64.S1NextWalkStateTable(TTWState currentstate, boolean s2fslmro, Regime regime,
S1TTWParams walkparams, bits(N) descriptor)

TTWState    nextstate;
FullAddress tablebase;
bits(2) skl = if walkparams.d128 == '1' then descriptor<110:109> else '00';

tablebase.address = AArch64.NextTableBase(descriptor, walkparams.d128,
                                           skl, walkparams.ds,
                                           walkparams.tgx);

if currentstate.baseaddress.paspace == PAS\_Secure then
    // Determine PA space of the next table from NSTable bit
    bit nstable;
    nstable = if walkparams.d128 == '1' then descriptor<127> else descriptor<63>;
    tablebase.paspace = if nstable == '0' then PAS\_Secure else PAS\_NonSecure;
else
    // Otherwise bit 63 is RES0 and there is no NSTable bit
    tablebase.paspace = currentstate.baseaddress.paspace;

nextstate.istable      = TRUE;
nextstate.nG          = currentstate.nG;
if walkparams.d128 == '1' then
    nextstate.level    = currentstate.level + UInt(skl) + 1;
else
    nextstate.level    = currentstate.level + 1;
nextstate.baseaddress = tablebase;
nextstate.memattrsr   = currentstate.memattrsr;
if walkparams.hpd == '0' && walkparams.pie == '0' then
    nextstate.permissions = AArch64.S1ApplyTablePerms(currentstate.permissions, descriptor,
                                                         regime, walkparams);
else
    nextstate.permissions = currentstate.permissions;
bit protectedbit;
if walkparams.d128 == '1' then
    protectedbit = descriptor<114>;
else
    protectedbit = if walkparams.pnch == '1' then descriptor<52> else '0';
if (currentstate.slassured && s2fslmro && protectedbit == '1') then
    nextstate.slassured = TRUE;
else
    nextstate.slassured = FALSE;
nextstate.disch = if walkparams.d128 == '1' then descriptor<112> else '0';

return nextstate;
```



```

// AArch64.S1Walk()
// =====
// Traverse stage 1 translation tables obtaining the final descriptor
// as well as the address leading to that descriptor

(FaultRecord, AddressDescriptor, TTWState, bits(N)) AArch64.S1Walk(FaultRecord fault_in,
                                                                    S1TTWParams walkparams,
                                                                    bits(64) va, Regime regime,
                                                                    AccessDescriptor accdesc,
                                                                    integer N)

FaultRecord fault = fault_in;
boolean slaarch64;
boolean aligned;

if HasUnprivileged(regime) && AArch64.S1EPD(regime, va) == '1' then
    fault.statuscode = Fault\_Translation;
    fault.level      = 0;
    return (fault, AddressDescriptor UNKNOWN, TTWState UNKNOWN, bits(N) UNKNOWN);

walkstate = AArch64.S1InitialTTWState(walkparams, va, regime, accdesc.ss);
constant integer startlevel = walkstate.level;

if startlevel > 3 then
    fault.statuscode = Fault\_Translation;
    fault.level      = 0;
    return (fault, AddressDescriptor UNKNOWN, TTWState UNKNOWN, bits(N) UNKNOWN);

bits(N) descriptor;
AddressDescriptor walkaddress;
bits(2) skl = '00';
walkaddress.vaddress = va;
walkaddress.mecid = AArch64.TTWalkMECID(walkparams.emec, regime, accdesc.ss);

if !AArch64.S1DCacheEnabled(regime) then
    walkaddress.memattrs = NormalNCMemAttr();
    walkaddress.memattrs.xs = walkstate.memattrs.xs;
else
    walkaddress.memattrs = walkstate.memattrs;

// Shareability value of stage 1 translation subject to stage 2 is IMPLEMENTATION DEFINED
// to be either effective value or descriptor value
if (regime == Regime\_EL10 && EL2Enabled() && HCR_EL2.VM == '1' &&
    !(boolean IMPLEMENTATION_DEFINED "Apply effective shareability at stage 1")) then
    walkaddress.memattrs.shareability = walkstate.memattrs.shareability;
else
    walkaddress.memattrs.shareability = EffectiveShareability(walkaddress.memattrs);

boolean s2fslmro = FALSE;

DescriptorType descstype;
FullAddress descaddress = AArch64.S1SLTTEEntryAddress(walkstate.level, walkparams, va,
                                                         walkstate.baseaddress);

// Detect Address Size Fault by Descriptor Address
if AArch64.OAOutOfRange(descaddress.address, walkparams.d128,
                        walkparams.ps, walkparams.tgx) then
    fault.statuscode = Fault\_AddressSize;
    fault.level      = 0;
    return (fault, AddressDescriptor UNKNOWN, TTWState UNKNOWN, bits(N) UNKNOWN);

repeat
    fault.level = walkstate.level;
    walkaddress.paddress = descaddress;
    walkaddress.slassured = walkstate.slassured;

    boolean toplevel = walkstate.level == startlevel;
    VARange varange = AArch64.GetVARange(va);
    AccessDescriptor walkaccess = CreateAccDescS1TTW(toplevel, varange, accdesc);
    FaultRecord s2fault;
    AddressDescriptor s2walkaddress;

```

```

if regime == Regime\_EL10 && EL2Enabled() then
    slaarch64 = TRUE;
    aligned    = TRUE;
    (s2fault, s2walkaddress) = AArch64.S2Translate(fault, walkaddress, slaarch64, aligned,
                                                walkaccess);

    if s2fault.statuscode != Fault\_None then
        return (s2fault, AddressDescriptor UNKNOWN, TTWState UNKNOWN,
                bits(N) UNKNOWN);

    s2fslmro = s2walkaddress.s2fslmro;
    (fault, descriptor) = FetchDescriptor(walkparams.ee, s2walkaddress, walkaccess,
                                          fault, N);
else
    (fault, descriptor) = FetchDescriptor(walkparams.ee, walkaddress, walkaccess,
                                          fault, N);

if fault.statuscode != Fault\_None then
    return (fault, AddressDescriptor UNKNOWN, TTWState UNKNOWN,
            bits(N) UNKNOWN);

bits(N) new_descriptor;
repeat
    new_descriptor = descriptor;
    desctype = AArch64.DecodeDescriptorType(descriptor, walkparams.dl28, walkparams.ds,
                                           walkparams.tgx, walkstate.level);
    case desctype of
        when DescriptorType\_Table
            walkstate = AArch64.S1NextWalkStateTable(walkstate, s2fslmro,
                                                    regime, walkparams, descriptor);
            skl = if walkparams.dl28 == '1' then descriptor<110:109> else '00';
            descaddress = AArch64.TTEntryAddress(walkstate.level, walkparams.dl28, skl,
                                                walkparams.tgx, walkparams.txsz, va,
                                                walkstate.baseaddress);

            // Detect Address Size Fault by Descriptor Address
            if AArch64.OAOutOfRange(descaddress.address, walkparams.dl28,
                                    walkparams.ps, walkparams.tgx) then
                fault.statuscode = Fault\_AddressSize;
                return (fault, AddressDescriptor UNKNOWN, TTWState UNKNOWN,
                        bits(N) UNKNOWN);

            if walkparams.haft == '1' then
                new_descriptor<10> = '1';
            if (walkparams.dl28 == '1' && skl != '00' &&
                AArch64.BlocknTFFaults(walkparams.dl28, descriptor)) then
                fault.statuscode = Fault\_Translation;
                return (fault, AddressDescriptor UNKNOWN, TTWState UNKNOWN,
                        bits(N) UNKNOWN);
        when DescriptorType\_Leaf
            walkstate = AArch64.S1NextWalkStateLeaf(walkstate, s2fslmro,
                                                    regime, accdesc.ss, walkparams,
                                                    descriptor);
        when DescriptorType\_Invalid
            fault.statuscode = Fault\_Translation;
            return (fault, AddressDescriptor UNKNOWN, TTWState UNKNOWN,
                    bits(N) UNKNOWN);
    otherwise
        Unreachable();

if new_descriptor != descriptor then
    AddressDescriptor descpaddr;
    AccessDescriptor descaccess = CreateAccDescTTEUpdate(accdesc);
    if regime == Regime\_EL10 && EL2Enabled() then
        slaarch64 = TRUE;
        aligned    = TRUE;
        (s2fault, descpaddr) = AArch64.S2Translate(fault, walkaddress,
                                                  slaarch64, aligned,
                                                  descaccess);

```

```

        if s2fault.statuscode != Fault\_None then
            return (s2fault, AddressDescriptor UNKNOWN,
                    TTWState UNKNOWN, bits(N) UNKNOWN);
        else
            descpaddr = walkaddress;

            (fault, descriptor) = AArch64.MemSwapTableDesc(fault, descriptor, new_descriptor,
                                                            walkparams.tee, descaccess,
                                                            descpaddr);

            if fault.statuscode != Fault\_None then
                return (fault, AddressDescriptor UNKNOWN,
                        TTWState UNKNOWN, bits(N) UNKNOWN);
            until new_descriptor == descriptor;
until desctype == DescriptorType\_Leaf;

FullAddress oa = StageOA(va, walkparams.dl28, walkparams.tgx, walkstate);

if (walkstate.contiguous == '1' &&
    AArch64.ContiguousBitFaults(walkparams.dl28, walkparams.txsz, walkparams.tgx,
                                walkstate.level)) then
    fault.statuscode = Fault\_Translation;
elseif (desctype == DescriptorType\_Leaf && walkstate.level < FINAL\_LEVEL &&
        AArch64.BlocknTFaults(walkparams.dl28, descriptor)) then
    fault.statuscode = Fault\_Translation;
elseif AArch64.S1AMECFault(walkparams, walkstate.baseaddress.paspace, regime, descriptor) then
    fault.statuscode = Fault\_Translation;
// Detect Address Size Fault by final output
elseif AArch64.OAOutOfRange(oa.address, walkparams.dl28,
                             walkparams.ps, walkparams.tgx) then
    fault.statuscode = Fault\_AddressSize;
// Check descriptor AF bit
elseif (descriptor<10> == '0' && walkparams.ha == '0' &&
        !(accdesc.acctype IN {AccessType\_DC, AccessType\_IC} &&
        !boolean IMPLEMENTATION_DEFINED "Generate access flag fault on IC/DC operations")) then
    fault.statuscode = Fault\_AccessFlag;

if fault.statuscode != Fault\_None then
    return (fault, AddressDescriptor UNKNOWN, TTWState UNKNOWN, bits(N) UNKNOWN);

return (fault, walkaddress, walkstate, descriptor);

```

### Library pseudocode for aarch64/translation/vmsa\_walk/AArch64.S2InitialTTWState

```

// AArch64.S2InitialTTWState()
// =====
// Set properties of first access to translation tables in stage 2

TTWState AArch64.S2InitialTTWState(SecurityState ss, S2TTWParams walkparams)
    TTWState walkstate;
    FullAddress tablebase;
    bits(128) ttbr;

    ttbr = ZeroExtend(VTTBR_EL2, 128);
    case ss of
        when SS\_NonSecure tablebase.paspace = PAS\_NonSecure;
        when SS\_Realm tablebase.paspace = PAS\_Realm;
    tablebase.address = AArch64.S2TTBaseAddress(walkparams, tablebase.paspace, ttbr);

    walkstate.baseaddress = tablebase;
    walkstate.level = AArch64.S2StartLevel(walkparams);
    walkstate.istable = TRUE;
    walkstate.memattrs = WalkMemAttrs(walkparams.sh, walkparams.irgn, walkparams.orgn);

    return walkstate;

```

## Library pseudocode for aarch64/translation/vmsa\_walk/AArch64.S2NextWalkStateLeaf

```
// AArch64.S2NextWalkStateLeaf()
// =====
// Decode stage 2 page or block descriptor as output to this stage of translation

TTWState AArch64.S2NextWalkStateLeaf(TTWState currentstate, SecurityState ss,
                                     S2TTWParams walkparams, AddressDescriptor ipa,
                                     bits(N) descriptor)

TTWState    nextstate;
FullAddress baseaddress;

if ss == SS\_Secure then
    baseaddress.paspace = AArch64.SS2OutputPASpace(walkparams, ipa.paddress.paspace);
elsif ss == SS\_Realm then
    bit ns;
    ns = if walkparams.d128 == '1' then descriptor<127> else descriptor<55>;
    baseaddress.paspace = if ns == '1' then PAS\_NonSecure else PAS\_Realm;
else
    baseaddress.paspace = PAS\_NonSecure;
baseaddress.address = AArch64.LeafBase(descriptor, walkparams.d128, walkparams.ds,
                                     walkparams.tgx, currentstate.level);

nextstate.istable      = FALSE;
nextstate.level        = currentstate.level;
nextstate.baseaddress = baseaddress;
nextstate.permissions = AArch64.S2ApplyOutputPerms(descriptor, walkparams);

s2_attr = descriptor<5:2>;
s2_sh   = if walkparams.ds == '1' then walkparams.sh else descriptor<9:8>;
s2_fnxs = descriptor<11>;
if walkparams.fwb == '1' then
    nextstate.memattrs = AArch64.S2ApplyFWBMemAttrs(ipa.memattrs, walkparams, descriptor);
    if s2_attr<3:1> == '111' then
        nextstate.permissions.s2tag_na = '1';
    else
        nextstate.permissions.s2tag_na = '0';
else
    s2aarch64 = TRUE;
    nextstate.memattrs = S2DecodeMemAttrs(s2_attr, s2_sh, s2aarch64);
    // FnXS is used later to mask the XS value from stage 1
    nextstate.memattrs.xs = NOT s2_fnxs;
    if s2_attr == '0100' then
        nextstate.permissions.s2tag_na = '1';
    else
        nextstate.permissions.s2tag_na = '0';
nextstate.contiguous = AArch64.ContiguousBit(walkparams.tgx, walkparams.d128,
                                             currentstate.level, descriptor);

if walkparams.d128 == '1' then
    nextstate.s2assuredonly = descriptor<114>;
else
    nextstate.s2assuredonly = if walkparams.assuredonly == '1' then descriptor<58> else '0';

return nextstate;
```

## Library pseudocode for aarch64/translation/vmsa\_walk/AArch64.S2NextWalkStateTable

```
// AArch64.S2NextWalkStateTable()
// =====
// Decode stage 2 table descriptor to transition to the next level

TTWState AArch64.S2NextWalkStateTable(TTWState currentstate, S2TTWParams walkparams,
                                       bits(N) descriptor)

    TTWState    nextstate;
    FullAddress tablebase;
    bits(2) skl = if walkparams.d128 == '1' then descriptor<110:109> else '00';

    tablebase.address = AArch64.NextTableBase(descriptor, walkparams.d128,
                                             skl, walkparams.ds,
                                             walkparams.tgx);
    tablebase.paspace = currentstate.baseaddress.paspace;

    nextstate.istable      = TRUE;
    if walkparams.d128 == '1' then
        nextstate.level    = currentstate.level + UInt(skl) + 1;
    else
        nextstate.level    = currentstate.level + 1;
    nextstate.baseaddress = tablebase;
    nextstate.memattrs    = currentstate.memattrs;

    return nextstate;
```





```

// AArch64.S2Walk()
// =====
// Traverse stage 2 translation tables obtaining the final descriptor
// as well as the address leading to that descriptor

(FaultRecord, AddressDescriptor, TTWState, bits(N)) AArch64.S2Walk(FaultRecord fault_in,
                                                                    AddressDescriptor ipa,
                                                                    S2TTWParams walkparams,
                                                                    AccessDescriptor accdesc,
                                                                    integer N)

FaultRecord fault = fault_in;
ipa_64 = ZeroExtend(ipa.paddress.address, 64);

TTWState walkstate;
if accdesc.ss == SS\_Secure then
    walkstate = AArch64.SS2InitialTTWState(walkparams, ipa.paddress.paspace);
else
    walkstate = AArch64.S2InitialTTWState(accdesc.ss, walkparams);
constant integer startlevel = walkstate.level;

if startlevel > 3 then
    fault.statuscode = Fault\_Translation;
    fault.level      = 0;
    return (fault, AddressDescriptor UNKNOWN, TTWState UNKNOWN, bits(N) UNKNOWN);

bits(N) descriptor;
AccessDescriptor walkaccess = CreateAccDescS2TTW(accdesc);
AddressDescriptor walkaddress;
bits(2) skl = '00';

walkaddress.vaddress = ipa.vaddress;
walkaddress.mecid = AArch64.TTWalkMECID(walkparams.emec, Regime\_EL10, accdesc.ss);

if !S2DCacheEnabled() then
    walkaddress.memattr = NormalNCMemAttr();
    walkaddress.memattr.xs = walkstate.memattr.xs;
else
    walkaddress.memattr = walkstate.memattr;

walkaddress.memattr.shareability = EffectiveShareability(walkaddress.memattr);

DescriptorType desctype;

// Initial lookup might index into concatenated tables
FullAddress descaddress = AArch64.S2SLTTEnterAddress(walkparams, ipa.paddress.address,
                                                    walkstate.baseaddress);

// Detect Address Size Fault by Descriptor Address
if AArch64.OAOutOfRange(descaddress.address, walkparams.d128, walkparams.ps,
                        walkparams.tgx) then
    fault.statuscode = Fault\_AddressSize;
    fault.level      = 0;
    return (fault, AddressDescriptor UNKNOWN, TTWState UNKNOWN, bits(N) UNKNOWN);

repeat
    fault.level = walkstate.level;
    walkaddress.paddress = descaddress;
    (fault, descriptor) = FetchDescriptor(walkparams.ee, walkaddress, walkaccess, fault, N);

    if fault.statuscode != Fault\_None then
        return (fault, AddressDescriptor UNKNOWN, TTWState UNKNOWN, bits(N) UNKNOWN);

    bits(N) new_descriptor;
    repeat
        new_descriptor = descriptor;
        desctype = AArch64.DecodeDescriptorType(descriptor, walkparams.d128, walkparams.ds,
                                                walkparams.tgx, walkstate.level);

        case desctype of
            when DescriptorType\_Table

```

```

walkstate = AArch64.S2NextWalkStateTable(walkstate, walkparams, descriptor);
skl = if walkparams.d128 == '1' then descriptor<110:109> else '00';
descaddress = AArch64.TTEntryAddress(walkstate.level, walkparams.d128, skl,
                                     walkparams.tgx, walkparams.txsz, ipa_64,
                                     walkstate.baseaddress);

// Detect Address Size Fault by table descriptor
if AArch64.OAOutOfRange(descaddress.address, walkparams.d128, walkparams.ps,
                        walkparams.tgx) then
    fault.statuscode = Fault\_AddressSize;
    return (fault, AddressDescriptor UNKNOWN, TTWState UNKNOWN,
            bits(N) UNKNOWN);

if walkparams.haft == '1' then
    new_descriptor<10> = '1';

if (walkparams.d128 == '1' && skl != '00' &&
    AArch64.BlocknTFaults(walkparams.d128, descriptor)) then
    fault.statuscode = Fault\_Translation;
    return (fault, AddressDescriptor UNKNOWN, TTWState UNKNOWN,
            bits(N) UNKNOWN);

when DescriptorType\_Leaf
    walkstate = AArch64.S2NextWalkStateLeaf(walkstate, accdesc.ss, walkparams, ipa,
                                           descriptor);

when DescriptorType\_Invalid
    fault.statuscode = Fault\_Translation;
    return (fault, AddressDescriptor UNKNOWN, TTWState UNKNOWN, bits(N) UNKNOWN);

otherwise
    Unreachable();

if new_descriptor != descriptor then
    AccessDescriptor descaccess = CreateAccDescTTEUpdate(accdesc);
    (fault, descriptor) = AArch64.MemSwapTableDesc(fault, descriptor, new_descriptor,
                                                    walkparams.ee, descaccess,
                                                    walkaddress);

    if fault.statuscode != Fault\_None then
        return (fault, AddressDescriptor UNKNOWN, TTWState UNKNOWN, bits(N) UNKNOWN);
    until new_descriptor == descriptor;
until desctype == DescriptorType\_Leaf;

FullAddress oa = StageOA(ipa_64, walkparams.d128, walkparams.tgx, walkstate);

if (walkstate.contiguous == '1' &&
    AArch64.ContiguousBitFaults(walkparams.d128, walkparams.txsz, walkparams.tgx,
                                walkstate.level)) then
    fault.statuscode = Fault\_Translation;
elseif (desctype == DescriptorType\_Leaf && walkstate.level < FINAL\_LEVEL &&
        AArch64.BlocknTFaults(walkparams.d128, descriptor)) then
    fault.statuscode = Fault\_Translation;
// Detect Address Size Fault by final output
elseif AArch64.OAOutOfRange(oa.address, walkparams.d128, walkparams.ps, walkparams.tgx) then
    fault.statuscode = Fault\_AddressSize;
// Check descriptor AF bit
elseif (descriptor<10> == '0' && walkparams.ha == '0' &&
        !(accdesc.acctype IN {AccessType\_DC, AccessType\_IC} &&
        !boolean IMPLEMENTATION_DEFINED "Generate access flag fault on IC/DC operations")) then
    fault.statuscode = Fault\_AccessFlag;

return (fault, walkaddress, walkstate, descriptor);

```

## Library pseudocode for aarch64/translation/vmsa\_walk/AArch64.SS2InitialTTWState

```
// AArch64.SS2InitialTTWState()
// =====
// Set properties of first access to translation tables in Secure stage 2

TTWState AArch64.SS2InitialTTWState(S2TTWParams walkparams, PASpace ipaspace)
    TTWState walkstate;
    FullAddress tablebase;
    bits(128) ttbr;

    if ipaspace == PAS_Secure then
        ttbr = ZeroExtend(VSTTBR_EL2, 128);
    else
        ttbr = ZeroExtend(VTTBR_EL2, 128);

    if ipaspace == PAS_Secure then
        if walkparams.sw == '0' then
            tablebase.paspace = PAS_Secure;
        else
            tablebase.paspace = PAS_NonSecure;
    else
        if walkparams.nsw == '0' then
            tablebase.paspace = PAS_Secure;
        else
            tablebase.paspace = PAS_NonSecure;

    tablebase.address = AArch64.S2TTBaseAddress(walkparams, tablebase.paspace, ttbr);

    walkstate.baseaddress = tablebase;
    walkstate.level = AArch64.S2StartLevel(walkparams);
    walkstate.istable = TRUE;
    walkstate.memattrs = WalkMemAttrs(walkparams.sh, walkparams.irgn, walkparams.orgn);

    return walkstate;
```

## Library pseudocode for aarch64/translation/vmsa\_walk/AArch64.SS2OutputPASpace

```
// AArch64.SS2OutputPASpace()
// =====
// Assign PA Space to output of Secure stage 2 translation

PASpace AArch64.SS2OutputPASpace(S2TTWParams walkparams, PASpace ipaspace)
    if ipaspace == PAS_Secure then
        if walkparams.<sw,sa> == '00' then
            return PAS_Secure;
        else
            return PAS_NonSecure;
    else
        if walkparams.<sw,sa,nsw,nsa> == '0000' then
            return PAS_Secure;
        else
            return PAS_NonSecure;
```

## Library pseudocode for aarch64/translation/vmsa\_walkparams/AArch64.BBMSupportLevel

```
// AArch64.BBMSupportLevel()
// =====
// Returns the level of FEAT_BBM supported

integer AArch64.BlockBBMSupportLevel()
    if !IsFeatureImplemented(FEAT_BBM) then
        return integer UNKNOWN;
    else
        return integer IMPLEMENTATION_DEFINED "Block BBM support level";
```

## Library pseudocode for aarch64/translation/vmsa\_walkparams/AArch64.GetS1TTWParams

```
// AArch64.GetS1TTWParams()
// =====
// Returns stage 1 translation table walk parameters from respective controlling
// System registers.

S1TTWParams AArch64.GetS1TTWParams(Regime regime, SecurityState ss, bits(64) va)
    S1TTWParams walkparams;

    varange = AArch64.GetVARange(va);

    case regime of
        when Regime\_EL3    walkparams = AArch64.S1TTWParamsEL3();
        when Regime\_EL2    walkparams = AArch64.S1TTWParamsEL2(ss);
        when Regime\_EL20   walkparams = AArch64.S1TTWParamsEL20(ss, varange);
        when Regime\_EL10   walkparams = AArch64.S1TTWParamsEL10(varange);

    return walkparams;
```

## Library pseudocode for aarch64/translation/vmsa\_walkparams/AArch64.GetS2TTWParams

```
// AArch64.GetS2TTWParams()
// =====
// Gather walk parameters for stage 2 translation

S2TTWParams AArch64.GetS2TTWParams(SecurityState ss, PASpace ipaspace, boolean slaarch64)
    S2TTWParams walkparams;

    if ss == SS\_NonSecure then
        walkparams = AArch64.NSS2TTWParams(slaarch64);
    elsif IsFeatureImplemented(FEAT_SEL2) && ss == SS\_Secure then
        walkparams = AArch64.SS2TTWParams(ipaspace, slaarch64);
    elsif ss == SS\_Realm then
        walkparams = AArch64.RLS2TTWParams(slaarch64);
    else
        Unreachable();

    return walkparams;
```

## Library pseudocode for aarch64/translation/vmsa\_walkparams/AArch64.GetVARange

```
// AArch64.GetVARange()
// =====
// Determines if the VA that is to be translated lies in LOWER or UPPER address range.

VARange AArch64.GetVARange(bits(64) va)
    if va<55> == '0' then
        return VARange\_LOWER;
    else
        return VARange\_UPPER;
```

## Library pseudocode for aarch64/translation/vmsa\_walkparams/AArch64.HaveS1TG

```
// AArch64.HaveS1TG()
// =====
// Determine whether the given translation granule is supported for stage 1

boolean AArch64.HaveS1TG(TGx tgx)
    case tgx of
        when TGx\_4KB    return boolean IMPLEMENTATION_DEFINED "Has 4K Translation Granule";
        when TGx\_16KB   return boolean IMPLEMENTATION_DEFINED "Has 16K Translation Granule";
        when TGx\_64KB   return boolean IMPLEMENTATION_DEFINED "Has 64K Translation Granule";
```

## Library pseudocode for aarch64/translation/vmsa\_walkparams/AArch64.HaveS2TG

```
// AArch64.HaveS2TG()
// =====
// Determine whether the given translation granule is supported for stage 2

boolean AArch64.HaveS2TG(TGx tgx)
    assert HaveEL(EL2);

    if IsFeatureImplemented(FEAT_GTG) then
        case tgx of
            when TGx_4KB
                return boolean IMPLEMENTATION_DEFINED "Has Stage 2 4K Translation Granule";
            when TGx_16KB
                return boolean IMPLEMENTATION_DEFINED "Has Stage 2 16K Translation Granule";
            when TGx_64KB
                return boolean IMPLEMENTATION_DEFINED "Has Stage 2 64K Translation Granule";
        else
            return AArch64.HaveS1TG(tgx);
```

## Library pseudocode for aarch64/translation/vmsa\_walkparams/AArch64.MaxTxSZ

```
// AArch64.MaxTxSZ()
// =====
// Retrieve the maximum value of TxSZ indicating minimum input address size for both
// stages of translation

integer AArch64.MaxTxSZ(TGx tgx)
    if IsFeatureImplemented(FEAT_TTST) then
        case tgx of
            when TGx_4KB    return 48;
            when TGx_16KB   return 48;
            when TGx_64KB   return 47;
        else
            return 39;
```

## Library pseudocode for aarch64/translation/vmsa\_walkparams/AArch64.NSS2TTWParams

```
// AArch64.NSS2TTWParams()
// =====
// Gather walk parameters specific for Non-secure stage 2 translation

S2TTWParams AArch64.NSS2TTWParams(boolean slaarch64)
    S2TTWParams walkparams;

    walkparams.vm = HCR_EL2.VM OR HCR_EL2.DC;
    walkparams.tgx = AArch64.S2DecodeTG0(VTCR_EL2.TG0);
    walkparams.txsz = VTCR_EL2.T0SZ;
    walkparams.ps = VTCR_EL2.PS;
    walkparams.irgn = VTCR_EL2.IRGN0;
    walkparams.orgn = VTCR_EL2.ORGNO;
    walkparams.sh = VTCR_EL2.SH0;
    walkparams.ee = SCTLR_EL2.EE;
    walkparams.d128 = if IsFeatureImplemented(FEAT_D128) then VTCR_EL2.D128 else '0';
    if walkparams.d128 == '1' then
        walkparams.sk1 = VTTBR_EL2.SK1;
    else
        walkparams.sl0 = VTCR_EL2.SL0;

    walkparams.ptw = if HCR_EL2.TGE == '0' then HCR_EL2.PTW else '0';
    walkparams.fwb = if IsFeatureImplemented(FEAT_S2FWB) then HCR_EL2.FWB else '0';
    walkparams.ha = if IsFeatureImplemented(FEAT_HAFDBS) then VTCR_EL2.HA else '0';
    walkparams.hd = if IsFeatureImplemented(FEAT_HAFDBS) then VTCR_EL2.HD else '0';
    if walkparams.tgx IN {TGx\_4KB, TGx\_16KB} && IsFeatureImplemented(FEAT_LPA2) then
        walkparams.ds = VTCR_EL2.DS;
    else
        walkparams.ds = '0';
    if walkparams.tgx == TGx\_4KB && IsFeatureImplemented(FEAT_LPA2) then
        walkparams.sl2 = VTCR_EL2.SL2 AND VTCR_EL2.DS;
    else
        walkparams.sl2 = '0';
    walkparams.cmow = (if IsFeatureImplemented(FEAT_CMOW) && IsHCRXEL2Enabled() then HCRX_EL2.CMOW
        else '0');
    if walkparams.d128 == '1' then
        walkparams.s2pie = '1';
    else
        walkparams.s2pie = if IsFeatureImplemented(FEAT_S2PIE) then VTCR_EL2.S2PIE else '0';
    walkparams.s2pir = if IsFeatureImplemented(FEAT_S2PIE) then S2PIR_EL2 else Zeros(64);
    if IsFeatureImplemented(FEAT_THE) && walkparams.d128 != '1' then
        walkparams.assuredonly = VTCR_EL2.AssuredOnly;
    else
        walkparams.assuredonly = '0';
    walkparams.tl0 = if IsFeatureImplemented(FEAT_THE) then VTCR_EL2.TL0 else '0';
    walkparams.tl1 = if IsFeatureImplemented(FEAT_THE) then VTCR_EL2.TL1 else '0';
    if IsFeatureImplemented(FEAT_HAFT) && walkparams.ha == '1' then
        walkparams.haft = VTCR_EL2.HAFT;
    else
        walkparams.haft = '0';
    if (IsFeatureImplemented(FEAT_HDBSS) && walkparams.ha == '1' && walkparams.hd == '1' &&
        (!HaveEL(EL3) || SCR_EL3.HDBSSen == '1')) then
        walkparams.hdbss = VTCR_EL2.HDBSS;
    else
        walkparams.hdbss = '0';

    return walkparams;
```

## Library pseudocode for aarch64/translation/vmsa\_walkparams/AArch64.PAMax

```
// AArch64.PAMax()
// =====
// Returns the IMPLEMENTATION_DEFINED maximum number of bits capable of representing
// physical address for this processor

integer AArch64.PAMax()
    return integer IMPLEMENTATION_DEFINED "Maximum Physical Address Size";
```

## Library pseudocode for aarch64/translation/vmsa\_walkparams/AArch64.RLS2TTWParams

```
// AArch64.RLS2TTWParams()
// =====
// Gather walk parameters specific for Realm stage 2 translation

S2TTWParams AArch64.RLS2TTWParams(boolean slaarch64)
    // Realm stage 2 walk parameters are similar to Non-secure
    S2TTWParams walkparams = AArch64.NSS2TTWParams(slaarch64);
    walkparams.emec = (if IsFeatureImplemented(FEAT_MEC) &&
        IsSCTLR2EL2Enabled() then SCTLR2_EL2.EMEC else '0');
    return walkparams;
```

## Library pseudocode for aarch64/translation/vmsa\_walkparams/AArch64.S1DCacheEnabled

```
// AArch64.S1DCacheEnabled()
// =====
// Determine cacheability of stage 1 data accesses

boolean AArch64.S1DCacheEnabled(Regime regime)
    case regime of
        when Regime\_EL3 return SCTLR_EL3.C == '1';
        when Regime\_EL2 return SCTLR_EL2.C == '1';
        when Regime\_EL20 return SCTLR_EL2.C == '1';
        when Regime\_EL10 return SCTLR_EL1.C == '1';
```

## Library pseudocode for aarch64/translation/vmsa\_walkparams/AArch64.S1DecodeTG0

```
// AArch64.S1DecodeTG0()
// =====
// Decode stage 1 granule size configuration bits TG0

TGx AArch64.S1DecodeTG0(bits(2) tg0_in)
    bits(2) tg0 = tg0_in;
    TGx tgx;

    if tg0 == '11' then
        tg0 = bits(2) IMPLEMENTATION_DEFINED "TG0 encoded granule size";

    case tg0 of
        when '00' tgx = TGx\_4KB;
        when '01' tgx = TGx\_64KB;
        when '10' tgx = TGx\_16KB;

    if !AArch64.HaveS1TG(tgx) then
        case bits(2) IMPLEMENTATION_DEFINED "TG0 encoded granule size" of
            when '00' tgx = TGx\_4KB;
            when '01' tgx = TGx\_64KB;
            when '10' tgx = TGx\_16KB;

    return tgx;
```

## Library pseudocode for aarch64/translation/vmsa\_walkparams/AArch64.S1DecodeTG1

```
// AArch64.S1DecodeTG1()
// =====
// Decode stage 1 granule size configuration bits TG1

TGx AArch64.S1DecodeTG1(bits(2) tgl_in)
    bits(2) tgl = tgl_in;
    TGx tgx;

    if tgl == '00' then
        tgl = bits(2) IMPLEMENTATION_DEFINED "TG1 encoded granule size";

    case tgl of
        when '10'    tgx = TGx\_4KB;
        when '11'    tgx = TGx\_64KB;
        when '01'    tgx = TGx\_16KB;

    if !AArch64.HaveS1TG(tgx) then
        case bits(2) IMPLEMENTATION_DEFINED "TG1 encoded granule size" of
            when '10'    tgx = TGx\_4KB;
            when '11'    tgx = TGx\_64KB;
            when '01'    tgx = TGx\_16KB;

    return tgx;
```

## Library pseudocode for aarch64/translation/vmsa\_walkparams/AArch64.S1E0POEnabled

```
// AArch64.S1E0POEnabled()
// =====
// Determine whether stage 1 unprivileged permission overlay is enabled

boolean AArch64.S1E0POEnabled(Regime regime, bit nv1)
    assert HasUnprivileged(regime);

    if !IsFeatureImplemented(FEAT_S1POE) then
        return FALSE;

    case regime of
        when Regime\_EL20 return IsTCR2EL2Enabled() && TCR2_EL2.E0POE == '1';
        when Regime\_EL10 return IsTCR2EL1Enabled() && nv1 == '0' && TCR2_EL1.E0POE == '1';
```

## Library pseudocode for aarch64/translation/vmsa\_walkparams/AArch64.S1EPD

```
// AArch64.S1EPD()
// =====
// Determine whether stage 1 translation table walk is allowed for the VA range

bit AArch64.S1EPD(Regime regime, bits(64) va)
    assert HasUnprivileged(regime);
    varange = AArch64.GetVARange(va);

    case regime of
        when Regime\_EL20 return if varange == VARange\_LOWER then TCR_EL2.EPD0 else TCR_EL2.EPD1;
        when Regime\_EL10 return if varange == VARange\_LOWER then TCR_EL1.EPD0 else TCR_EL1.EPD1;
```

## Library pseudocode for aarch64/translation/vmsa\_walkparams/AArch64.S1Enabled

```
// AArch64.S1Enabled()
// =====
// Determine if stage 1 is enabled for the access type for this translation regime

boolean AArch64.S1Enabled(Regime regime, AccessType acctype)
    case regime of
        when Regime\_EL3    return SCTLR_EL3.M == '1';
        when Regime\_EL2    return SCTLR_EL2.M == '1';
        when Regime\_EL20    return SCTLR_EL2.M == '1';
        when Regime\_EL10    return (!EL2Enabled() || HCR_EL2.<DC,TGE> == '00') && SCTLR_EL1.M == '1';
```



### Library pseudocode for aarch64/translation/vmsa\_walkparams/AArch64.S1ICacheEnabled

```
// AArch64.S1ICacheEnabled()
// =====
// Determine cacheability of stage 1 instruction fetches

boolean AArch64.S1ICacheEnabled(Regime regime)
    case regime of
        when Regime\_EL3    return SCTLRL_EL3.I == '1';
        when Regime\_EL2    return SCTLRL_EL2.I == '1';
        when Regime\_EL20   return SCTLRL_EL2.I == '1';
        when Regime\_EL10   return SCTLRL_EL1.I == '1';
```

### Library pseudocode for aarch64/translation/vmsa\_walkparams/AArch64.S1MinTxSZ

```
// AArch64.S1MinTxSZ()
// =====
// Retrieve the minimum value of TxSZ indicating maximum input address size for stage 1

integer AArch64.S1MinTxSZ(Regime regime, bit d128, bit ds, TGx tgx)
    if IsFeatureImplemented(FEAT_LVA3) && d128 == '1' then
        if HasUnprivileged(regime) then
            return 9;
        else
            return 8;
    if (IsFeatureImplemented(FEAT_LVA) && tgx == TGx\_64KB) || ds == '1' then
        return 12;

    return 16;
```

### Library pseudocode for aarch64/translation/vmsa\_walkparams/AArch64.S1POEnabled

```
// AArch64.S1POEnabled()
// =====
// Determine whether stage 1 privileged permission overlay is enabled

boolean AArch64.S1POEnabled(Regime regime)
    if !IsFeatureImplemented(FEAT_S1POE) then
        return FALSE;

    case regime of
        when Regime\_EL3    return TCR_EL3.POE == '1';
        when Regime\_EL2    return IsTCR2EL2Enabled() && TCR2_EL2.POE == '1';
        when Regime\_EL20   return IsTCR2EL2Enabled() && TCR2_EL2.POE == '1';
        when Regime\_EL10   return IsTCR2EL1Enabled() && TCR2_EL1.POE == '1';
```

### Library pseudocode for aarch64/translation/vmsa\_walkparams/AArch64.S1POR

```
// AArch64.S1POR()
// =====
// Identify stage 1 permissions overlay register for the acting translation regime

S1PORType AArch64.S1POR(Regime regime)
    case regime of
        when Regime\_EL3    return POR_EL3;
        when Regime\_EL2    return POR_EL2;
        when Regime\_EL20   return POR_EL2;
        when Regime\_EL10   return POR_EL1;
```

## Library pseudocode for aarch64/translation/vmsa\_walkparams/AArch64.S1TTBR

```
// AArch64.S1TTBR()
// =====
// Identify stage 1 table base register for the acting translation regime

bits(128) AArch64.S1TTBR(Regime regime, bits(64) va)
    varange = AArch64.GetVARange(va);

    case regime of
        when Regime\_EL3    return ZeroExtend(TTBR0_EL3, 128);
        when Regime\_EL2    return ZeroExtend(TTBR0_EL2, 128);
        when Regime\_EL20
            if varange == VARange\_LOWER then
                return ZeroExtend(TTBR0_EL2, 128);
            else
                return ZeroExtend(TTBR1_EL2, 128);
        when Regime\_EL10
            if varange == VARange\_LOWER then
                return ZeroExtend(TTBR0_EL1, 128);
            else
                return ZeroExtend(TTBR1_EL1, 128);
```



```

// AArch64.S1TTWParamsEL10()
// =====
// Gather stage 1 translation table walk parameters for EL1&0 regime
// (with EL2 enabled or disabled)

S1TTWParams AArch64.S1TTWParamsEL10(VARange varange)
    S1TTWParams walkparams;

    if IsFeatureImplemented(FEAT_D128) && IsTCR2EL1Enabled() then
        walkparams.d128 = TCR2_EL1.D128;
    else
        walkparams.d128 = '0';
    bits(3) nvs = EffectiveHCR_EL2_NVx();
    walkparams.nv1 = nvs<1>;

    if IsFeatureImplemented(FEAT_AIE) then
        walkparams.mair2 = MAIR2_EL1;
    walkparams.aie = (if IsFeatureImplemented(FEAT_AIE) && IsTCR2EL1Enabled() then TCR2_EL1.AIE
        else '0');
    if walkparams.d128 == '1' then
        walkparams.pie = '1';
    else
        walkparams.pie = (if IsFeatureImplemented(FEAT_S1PIE) &&
            IsTCR2EL1Enabled() then TCR2_EL1.PIE else '0');
    if IsFeatureImplemented(FEAT_S1PIE) then
        walkparams.pir = PIR_EL1;
        if walkparams.nv1 != '1' then
            walkparams.pire0 = PIRE0_EL1;
    if varange == VARange_LOWER then
        walkparams.tgx = AArch64.S1DecodeTG0(TCR_EL1.TG0);
        walkparams.txsz = TCR_EL1.T0SZ;
        walkparams.irgn = TCR_EL1.IRGN0;
        walkparams.orgn = TCR_EL1.ORGNO;
        walkparams.sh = TCR_EL1.SH0;
        walkparams.tbi = TCR_EL1.TBI0;

        walkparams.nfd = (if IsFeatureImplemented(FEAT_SVE) || IsFeatureImplemented(FEAT_TME)
            then TCR_EL1.NFD0 else '0');
        walkparams.tbid = if IsFeatureImplemented(FEAT_PAuth) then TCR_EL1.TBID0 else '0';
        walkparams.e0pd = if IsFeatureImplemented(FEAT_E0PD) then TCR_EL1.E0PD0 else '0';
        walkparams.hpd = if IsFeatureImplemented(FEAT_HPDS) then TCR_EL1.HPD0 else '0';
        if walkparams.hpd == '0' then
            if walkparams.aie == '1' then walkparams.hpd = '1';
            if walkparams.pie == '1' then walkparams.hpd = '1';
            if (AArch64.S1POEnabled(Regime_EL10) ||
                AArch64.S1E0POEnabled(Regime_EL10, walkparams.nv1)) then walkparams.hpd = '1';
        walkparams.mtx = if IsFeatureImplemented(FEAT_MTE4) then TCR_EL1.MTX0 else '0';
        walkparams.sk1 = if walkparams.d128 == '1' then TTBR0_EL1.SK1 else '00';
        walkparams.disch = if walkparams.d128 == '1' then TCR2_EL1.DISCH0 else '0';
        if IsFeatureImplemented(FEAT_ASID2) && IsTCR2EL1Enabled() then
            walkparams.fng = TCR2_EL1.FNG0;
        else
            walkparams.fng = '0';
    else
        walkparams.tgx = AArch64.S1DecodeTG1(TCR_EL1.TG1);
        walkparams.txsz = TCR_EL1.T1SZ;
        walkparams.irgn = TCR_EL1.IRGN1;
        walkparams.orgn = TCR_EL1.ORGNO;
        walkparams.sh = TCR_EL1.SH1;
        walkparams.tbi = TCR_EL1.TBI1;

        walkparams.nfd = (if IsFeatureImplemented(FEAT_SVE) || IsFeatureImplemented(FEAT_TME)
            then TCR_EL1.NFD1 else '0');
        walkparams.tbid = if IsFeatureImplemented(FEAT_PAuth) then TCR_EL1.TBID1 else '0';
        walkparams.e0pd = if IsFeatureImplemented(FEAT_E0PD) then TCR_EL1.E0PD1 else '0';
        walkparams.hpd = if IsFeatureImplemented(FEAT_HPDS) then TCR_EL1.HPD1 else '0';
        if walkparams.hpd == '0' then
            if walkparams.aie == '1' then walkparams.hpd = '1';
            if walkparams.pie == '1' then walkparams.hpd = '1';
            if (AArch64.S1POEnabled(Regime_EL10) ||
                AArch64.S1E0POEnabled(Regime_EL10, walkparams.nv1)) then walkparams.hpd = '1';

```

```

        AArch64.S1E0POEnabled(Regime\_EL10, walkparams.nv1)) then walkparams.hpd = '1';
walkparams.mtx = if IsFeatureImplemented(FEAT_MTE4) then TCR_EL1.MTX1 else '0';
walkparams.skl = if walkparams.d128 == '1' then TTBR1_EL1.SKL else '00';
walkparams.disch = if walkparams.d128 == '1' then TCR2_EL1.DisCH1 else '0';
if IsFeatureImplemented(FEAT_ASID2) && IsTCR2EL1Enabled() then
    walkparams.fng = TCR2_EL1.FNG1;
else
    walkparams.fng = '0';

walkparams.mair = MAIR_EL1;
walkparams.wxn = SCTLR_EL1.WXN;
walkparams.ps = TCR_EL1.IPS;
walkparams.ee = SCTLR_EL1.EE;
if (HaveEL(EL3) && (!IsFeatureImplemented(FEAT_RME) || IsFeatureImplemented(FEAT_SEL2))) then
    walkparams.sif = SCR_EL3.SIF;
else
    walkparams.sif = '0';

if EL2Enabled() then
    walkparams.dc = HCR_EL2.DC;
    walkparams.dct = if IsFeatureImplemented(FEAT_MTE2) then HCR_EL2.DCT else '0';

if IsFeatureImplemented(FEAT_LSMAOC) then
    walkparams.ntlsmd = SCTLR_EL1.nTLSMD;
else
    walkparams.ntlsmd = '1';

walkparams.cmow = if IsFeatureImplemented(FEAT_CMOW) then SCTLR_EL1.CMOW else '0';
walkparams.ha = if IsFeatureImplemented(FEAT_HAFDBS) then TCR_EL1.HA else '0';
walkparams.hd = if IsFeatureImplemented(FEAT_HAFDBS) then TCR_EL1.HD else '0';
if walkparams.tgx IN {TGx\_4KB, TGx\_16KB} && IsFeatureImplemented(FEAT_LPA2) then
    walkparams.ds = TCR_EL1.DS;
else
    walkparams.ds = '0';
if IsFeatureImplemented(FEAT_PAN3) then
    walkparams.epan = if walkparams.pie == '0' then SCTLR_EL1.EPAN else '1';
else
    walkparams.epan = '0';
if IsFeatureImplemented(FEAT_THE) && walkparams.d128 == '0' && IsTCR2EL1Enabled() then
    walkparams.pnch = TCR2_EL1.PnCH;
else
    walkparams.pnch = '0';
if IsFeatureImplemented(FEAT_HAFT) && walkparams.ha == '1' && IsTCR2EL1Enabled() then
    walkparams.haft = TCR2_EL1.HAFT;
else
    walkparams.haft = '0';
walkparams.emec = (if IsFeatureImplemented(FEAT_MEC) &&
    IsSCTLR2EL2Enabled() then SCTLR2_EL2.EMEC else '0');

return walkparams;

```

## Library pseudocode for aarch64/translation/vmsa\_walkparams/AArch64.S1TTWParamsEL2

```
// AArch64.S1TTWParamsEL2()
// =====
// Gather stage 1 translation table walk parameters for EL2 regime

S1TTWParams AArch64.S1TTWParamsEL2(SecurityState ss)
    S1TTWParams walkparams;

    walkparams.tgx = AArch64.S1DecodeTG0(TCR_EL2.TG0);
    walkparams.txsz = TCR_EL2.T0SZ;
    walkparams.ps = TCR_EL2.PS;
    walkparams.irgn = TCR_EL2.IRGN0;
    walkparams.orgn = TCR_EL2.ORGNO;
    walkparams.sh = TCR_EL2.SH0;
    walkparams.tbi = TCR_EL2.TBI;
    walkparams.mair = MAIR_EL2;
    walkparams.pie = (if IsFeatureImplemented(FEAT_S1PIE) && IsTCR2EL2Enabled() then TCR2_EL2.PIE
                     else '0');
    if IsFeatureImplemented(FEAT_S1PIE) then
        walkparams.pir = PIR_EL2;
    if IsFeatureImplemented(FEAT_AIE) then
        walkparams.mair2 = MAIR2_EL2;
    walkparams.aie = (if IsFeatureImplemented(FEAT_AIE) && IsTCR2EL2Enabled() then TCR2_EL2.AIE
                     else '0');
    walkparams.wxn = SCTLR_EL2.WXN;
    walkparams.ee = SCTLR_EL2.EE;
    if (HaveEL(EL3) && (!IsFeatureImplemented(FEAT_RME) || IsFeatureImplemented(FEAT_SEL2))) then
        walkparams.sif = SCR_EL3.SIF;
    else
        walkparams.sif = '0';

    walkparams.tbid = if IsFeatureImplemented(FEAT_PAuth) then TCR_EL2.TBID else '0';
    walkparams.hpd = if IsFeatureImplemented(FEAT_HPDS) then TCR_EL2.HPD else '0';
    if walkparams.hpd == '0' then
        if walkparams.aie == '1' then walkparams.hpd = '1';
        if walkparams.pie == '1' then walkparams.hpd = '1';
        if AArch64.S1POEnabled(Regime_EL2) then walkparams.hpd = '1';
    walkparams.ha = if IsFeatureImplemented(FEAT_HAFDBS) then TCR_EL2.HA else '0';
    walkparams.hd = if IsFeatureImplemented(FEAT_HAFDBS) then TCR_EL2.HD else '0';
    if walkparams.tgx IN {TGx\_4KB, TGx\_16KB} && IsFeatureImplemented(FEAT_LPA2) then
        walkparams.ds = TCR_EL2.DS;
    else
        walkparams.ds = '0';
    walkparams.mtx = if IsFeatureImplemented(FEAT_MTE4) then TCR_EL2.MTX else '0';
    walkparams.pnch = (if IsFeatureImplemented(FEAT_THE) && IsTCR2EL2Enabled() then TCR2_EL2.PnCH
                     else '0');
    if IsFeatureImplemented(FEAT_HAFT) && walkparams.ha == '1' && IsTCR2EL2Enabled() then
        walkparams.haft = TCR2_EL2.HAFT;
    else
        walkparams.haft = '0';
    walkparams.emec = (if IsFeatureImplemented(FEAT_MEC) &&
                     IsSCTLR2EL2Enabled() then SCTLR2_EL2.EMEC else '0');
    if IsFeatureImplemented(FEAT_MEC) && ss == SS\_Realm && IsTCR2EL2Enabled() then
        walkparams.amec = TCR2_EL2.AMEC0;
    else
        walkparams.amec = '0';

    return walkparams;
```



```

// AArch64.S1TTWParamsEL20()
// =====
// Gather stage 1 translation table walk parameters for EL2&0 regime

S1TTWParams AArch64.S1TTWParamsEL20(SecurityState ss, VARange varange)
S1TTWParams walkparams;

if IsFeatureImplemented(FEAT_D128) && IsTCR2EL2Enabled() then
    walkparams.d128 = TCR2_EL2.D128;
else
    walkparams.d128 = '0';
if walkparams.d128 == '1' then
    walkparams.pie = '1';
else
    walkparams.pie = (if IsFeatureImplemented(FEAT_S1PIE) &&
IsTCR2EL2Enabled() then TCR2_EL2.PIE else '0');
if IsFeatureImplemented(FEAT_S1PIE) then
    walkparams.pir = PIR_EL2;
    walkparams.pire0 = PIRE0_EL2;
if IsFeatureImplemented(FEAT_AIE) then
    walkparams.mair2 = MAIR2_EL2;
walkparams.aie = (if IsFeatureImplemented(FEAT_AIE) && IsTCR2EL2Enabled() then TCR2_EL2.AIE
    else '0');
if varange == VARange LOWER then
    walkparams.tgx = AArch64.S1DecodeTG0(TCR_EL2.TG0);
    walkparams.txsz = TCR_EL2.TOSZ;
    walkparams.irgn = TCR_EL2.IRGN0;
    walkparams.orgn = TCR_EL2.ORGNO;
    walkparams.sh = TCR_EL2.SH0;
    walkparams.tbi = TCR_EL2.TBI0;

    walkparams.nfd = (if IsFeatureImplemented(FEAT_SVE) ||
        IsFeatureImplemented(FEAT_TME) then TCR_EL2.NFD0 else '0');
    walkparams.tbid = if IsFeatureImplemented(FEAT_PAuth) then TCR_EL2.TBID0 else '0';
    walkparams.e0pd = if IsFeatureImplemented(FEAT_E0PD) then TCR_EL2.E0PD0 else '0';
    walkparams.hpd = if IsFeatureImplemented(FEAT_HPDS) then TCR_EL2.HPD0 else '0';
    if walkparams.hpd == '0' then
        if walkparams.aie == '1' then walkparams.hpd = '1';
        if walkparams.pie == '1' then walkparams.hpd = '1';
        if AArch64.S1POEnabled\(Regime\_EL20\) || AArch64.S1E0POEnabled\(Regime\_EL20, '0'\) then
            walkparams.hpd = '1';
    walkparams.mtx = if IsFeatureImplemented(FEAT_MTE4) then TCR_EL2.MTX0 else '0';
    walkparams.skl = if walkparams.d128 == '1' then TTBR0_EL2.SKL else '00';
    walkparams.disch = if walkparams.d128 == '1' then TCR2_EL2.DisCH0 else '0';
    if IsFeatureImplemented(FEAT_ASID2) && IsTCR2EL2Enabled() then
        walkparams.fng = TCR2_EL2.FNG0;
    else
        walkparams.fng = '0';
else
    walkparams.tgx = AArch64.S1DecodeTG1(TCR_EL2.TG1);
    walkparams.txsz = TCR_EL2.T1SZ;
    walkparams.irgn = TCR_EL2.IRGN1;
    walkparams.orgn = TCR_EL2.ORGNO;
    walkparams.sh = TCR_EL2.SH1;
    walkparams.tbi = TCR_EL2.TBI1;

    walkparams.nfd = (if IsFeatureImplemented(FEAT_SVE) || IsFeatureImplemented(FEAT_TME)
        then TCR_EL2.NFD1 else '0');
    walkparams.tbid = if IsFeatureImplemented(FEAT_PAuth) then TCR_EL2.TBID1 else '0';
    walkparams.e0pd = if IsFeatureImplemented(FEAT_E0PD) then TCR_EL2.E0PD1 else '0';
    walkparams.hpd = if IsFeatureImplemented(FEAT_HPDS) then TCR_EL2.HPD1 else '0';
    if walkparams.hpd == '0' then
        if walkparams.aie == '1' then walkparams.hpd = '1';
        if walkparams.pie == '1' then walkparams.hpd = '1';
        if AArch64.S1POEnabled\(Regime\_EL20\) || AArch64.S1E0POEnabled\(Regime\_EL20, '0'\) then
            walkparams.hpd = '1';
    walkparams.mtx = if IsFeatureImplemented(FEAT_MTE4) then TCR_EL2.MTX1 else '0';
    walkparams.skl = if walkparams.d128 == '1' then TTBR1_EL2.SKL else '00';
    walkparams.disch = if walkparams.d128 == '1' then TCR2_EL2.DisCH1 else '0';
    if IsFeatureImplemented(FEAT_ASID2) && IsTCR2EL2Enabled() then

```



```

        walkparams.fng = TCR2_EL2.FNG1;
    else
        walkparams.fng = '0';

walkparams.mair = MAIR_EL2;
walkparams.wxn  = SCTL2_EL2.WXN;
walkparams.ps   = TCR_EL2.IPS;
walkparams.ee   = SCTL2_EL2.EE;
if (HaveEL\(EL3\) && (!IsFeatureImplemented(FEAT_RME) || IsFeatureImplemented(FEAT_SEL2))) then
    walkparams.sif = SCR_EL3.SIF;
else
    walkparams.sif = '0';

if IsFeatureImplemented(FEAT_LSMAOC) then
    walkparams.ntlsmd = SCTL2_EL2.nTLSMD;
else
    walkparams.ntlsmd = '1';

walkparams.cmow = if IsFeatureImplemented(FEAT_CMOW) then SCTL2_EL2.CMOW else '0';
walkparams.ha   = if IsFeatureImplemented(FEAT_HAFDBS) then TCR_EL2.HA else '0';
walkparams.hd   = if IsFeatureImplemented(FEAT_HAFDBS) then TCR_EL2.HD else '0';
if walkparams.tgx IN {TGx\_4KB, TGx\_16KB} && IsFeatureImplemented(FEAT_LPA2) then
    walkparams.ds = TCR_EL2.DS;
else
    walkparams.ds = '0';
if IsFeatureImplemented(FEAT_PAN3) then
    walkparams.epan = if walkparams.pie == '0' then SCTL2_EL2.EPAN else '1';
else
    walkparams.epan = '0';
if IsFeatureImplemented(FEAT_THE) && walkparams.d128 == '0' && IsTCR2EL2Enabled\(\) then
    walkparams.pnch = TCR2_EL2.PnCH;
else
    walkparams.pnch = '0';
if IsFeatureImplemented(FEAT_HAFT) && walkparams.ha == '1' && IsTCR2EL2Enabled\(\) then
    walkparams.haft = TCR2_EL2.HAFT;
else
    walkparams.haft = '0';
walkparams.emec = (if IsFeatureImplemented(FEAT_MEC) && IsSCTL2\_EL2Enabled\(\)
                    then SCTL2_EL2.EMEC else '0');
if IsFeatureImplemented(FEAT_MEC) && ss == SS\_Realm && IsTCR2EL2Enabled\(\) then
    walkparams.amec = if varange == VArange\_LOWER then TCR2_EL2.AMEC0 else TCR2_EL2.AMEC1;
else
    walkparams.amec = '0';

return walkparams;

```

## Library pseudocode for aarch64/translation/vmsa\_walkparams/AArch64.S1TTWParamsEL3

```
// AArch64.S1TTWParamsEL3()
// =====
// Gather stage 1 translation table walk parameters for EL3 regime

S1TTWParams AArch64.S1TTWParamsEL3()
    S1TTWParams walkparams;

    walkparams.tgx = AArch64.S1DecodeTG0(TCR_EL3.TG0);
    walkparams.txsz = TCR_EL3.T0SZ;
    walkparams.ps = TCR_EL3.PS;
    walkparams.irgn = TCR_EL3.IRGN0;
    walkparams.orgn = TCR_EL3.ORGNO;
    walkparams.sh = TCR_EL3.SH0;
    walkparams.tbi = TCR_EL3.TBI;
    walkparams.mair = MAIR_EL3;
    walkparams.d128 = if IsFeatureImplemented(FEAT_D128) then TCR_EL3.D128 else '0';
    walkparams.skl = if walkparams.d128 == '1' then TTBR0_EL3.SKL else '00';
    walkparams.disch = if walkparams.d128 == '1' then TCR_EL3.DisCH0 else '0';
    if walkparams.d128 == '1' then
        walkparams.pie = '1';
    else
        walkparams.pie = if IsFeatureImplemented(FEAT_S1PIE) then TCR_EL3.PIE else '0';
    if IsFeatureImplemented(FEAT_S1PIE) then
        walkparams.pir = PIR_EL3;
    if IsFeatureImplemented(FEAT_AIE) then
        walkparams.mair2 = MAIR2_EL3;
    walkparams.aie = if IsFeatureImplemented(FEAT_AIE) then TCR_EL3.AIE else '0';
    walkparams.wxn = SCTLR_EL3.WXN;
    walkparams.ee = SCTLR_EL3.EE;
    walkparams.sif = (if !IsFeatureImplemented(FEAT_RME) || IsFeatureImplemented(FEAT_SEL2)
        then SCR_EL3.SIF else '0');

    walkparams.tbid = if IsFeatureImplemented(FEAT_PAuth) then TCR_EL3.TBID else '0';
    walkparams.hpd = if IsFeatureImplemented(FEAT_HPDS) then TCR_EL3.HPD else '0';
    if walkparams.hpd == '0' then
        if walkparams.aie == '1' then walkparams.hpd = '1';
        if walkparams.pie == '1' then walkparams.hpd = '1';
        if AArch64.S1POEnabled(Regime_EL3) then walkparams.hpd = '1';
    walkparams.ha = if IsFeatureImplemented(FEAT_HAFDBS) then TCR_EL3.HA else '0';
    walkparams.hd = if IsFeatureImplemented(FEAT_HAFDBS) then TCR_EL3.HD else '0';
    if walkparams.tgx IN {TGx 4KB, TGx 16KB} && IsFeatureImplemented(FEAT_LPA2) then
        walkparams.ds = TCR_EL3.DS;
    else
        walkparams.ds = '0';
    walkparams.mtx = if IsFeatureImplemented(FEAT_MTE4) then TCR_EL3.MTX else '0';
    if IsFeatureImplemented(FEAT_THE) && walkparams.d128 == '0' then
        walkparams.pnch = TCR_EL3.PnCH;
    else
        walkparams.pnch = '0';
    if IsFeatureImplemented(FEAT_HAFT) && walkparams.ha == '1' then
        walkparams.haft = TCR_EL3.HAFT;
    else
        walkparams.haft = '0';
    walkparams.emec = if IsFeatureImplemented(FEAT_MEC) then SCTLR2_EL3.EMEC else '0';

    return walkparams;
```

## Library pseudocode for aarch64/translation/vmsa\_walkparams/AArch64.S2DecodeTG0

```
// AArch64.S2DecodeTG0()
// =====
// Decode stage 2 granule size configuration bits TG0

TGx AArch64.S2DecodeTG0(bits(2) tg0_in)
    bits(2) tg0 = tg0_in;
    TGx tgx;

    if tg0 == '11' then
        tg0 = bits(2) IMPLEMENTATION_DEFINED "TG0 encoded granule size";

    case tg0 of
        when '00'    tgx = TGx\_4KB;
        when '01'    tgx = TGx\_64KB;
        when '10'    tgx = TGx\_16KB;

    if !AArch64.HaveS2TG(tgx) then
        case bits(2) IMPLEMENTATION_DEFINED "TG0 encoded granule size" of
            when '00'    tgx = TGx\_4KB;
            when '01'    tgx = TGx\_64KB;
            when '10'    tgx = TGx\_16KB;

    return tgx;
```

## Library pseudocode for aarch64/translation/vmsa\_walkparams/AArch64.S2MinTxSZ

```
// AArch64.S2MinTxSZ()
// =====
// Retrieve the minimum value of TxSZ indicating maximum input address size for stage 2

integer AArch64.S2MinTxSZ(bit d128, bit ds, TGx tgx, boolean slaarch64)
    integer ips;

    if AArch64.PAMax() == 56 then
        if d128 == '1' then
            ips = 56;
        elsif tgx == TGx\_64KB || ds == '1' then
            ips = 52;
        else
            ips = 48;
    elsif AArch64.PAMax() == 52 then
        if tgx == TGx\_64KB || ds == '1' then
            ips = 52;
        else
            ips = 48;
    else
        ips = AArch64.PAMax();

    min_txsz = 64 - ips;
    if !slaarch64 then
        // EL1 is AArch32
        min_txsz = Min(min_txsz, 24);

    return min_txsz;
```



```

// AArch64.SS2TTWParams()
// =====
// Gather walk parameters specific for secure stage 2 translation

S2TTWParams AArch64.SS2TTWParams(PASpace ipaspace, boolean slaarch64)
    S2TTWParams walkparams;

walkparams.d128 = if IsFeatureImplemented(FEAT_D128) then VTCR_EL2.D128 else '0';
if ipaspace == PAS_Secure then
    walkparams.tgx = AArch64.S2DecodeTG0(VTCR_EL2.TG0);
    walkparams.txsx = VTCR_EL2.T0SX;
    if walkparams.d128 == '1' then
        walkparams.skl = VSTTBR_EL2.SKL;
    else
        walkparams.sl0 = VTCR_EL2.SL0;
        if walkparams.tgx == TGx_4KB && IsFeatureImplemented(FEAT_LPA2) then
            walkparams.sl2 = VTCR_EL2.SL2 AND VTCR_EL2.DS;
        else
            walkparams.sl2 = '0';
elseif ipaspace == PAS_NonSecure then
    walkparams.tgx = AArch64.S2DecodeTG0(VTCR_EL2.TG0);
    walkparams.txsx = VTCR_EL2.T0SX;
    if walkparams.d128 == '1' then
        walkparams.skl = VTTBR_EL2.SKL;
    else
        walkparams.sl0 = VTCR_EL2.SL0;
        if walkparams.tgx == TGx_4KB && IsFeatureImplemented(FEAT_LPA2) then
            walkparams.sl2 = VTCR_EL2.SL2 AND VTCR_EL2.DS;
        else
            walkparams.sl2 = '0';
else
    Unreachable();

walkparams.sw = VTCR_EL2.SW;
walkparams.nsw = VTCR_EL2.NSW;
walkparams.sa = VTCR_EL2.SA;
walkparams.nsa = VTCR_EL2.NSA;
walkparams.vm = HCR_EL2.VM OR HCR_EL2.DC;
walkparams.ps = VTCR_EL2.PS;
walkparams.irgn = VTCR_EL2.IRGN0;
walkparams.orgn = VTCR_EL2.ORGNO;
walkparams.sh = VTCR_EL2.SH0;
walkparams.ee = SCTLR_EL2.EE;

walkparams.ptw = if HCR_EL2.TGE == '0' then HCR_EL2.PTW else '0';
walkparams.fwb = if IsFeatureImplemented(FEAT_S2FWB) then HCR_EL2.FWB else '0';
walkparams.ha = if IsFeatureImplemented(FEAT_HAFDBS) then VTCR_EL2.HA else '0';
walkparams.hd = if IsFeatureImplemented(FEAT_HAFDBS) then VTCR_EL2.HD else '0';
if walkparams.tgx IN {TGx_4KB, TGx_16KB} && IsFeatureImplemented(FEAT_LPA2) then
    walkparams.ds = VTCR_EL2.DS;
else
    walkparams.ds = '0';
walkparams.cmow = (if IsFeatureImplemented(FEAT_CMOW) && IsHCRXEL2Enabled() then HCRX_EL2.CMOW
    else '0');
if walkparams.d128 == '1' then
    walkparams.s2pie = '1';
else
    walkparams.s2pie = if IsFeatureImplemented(FEAT_S2PIE) then VTCR_EL2.S2PIE else '0';
walkparams.s2pir = if IsFeatureImplemented(FEAT_S2PIE) then S2PIR_EL2 else Zeros(64);
if IsFeatureImplemented(FEAT_THE) && walkparams.d128 != '1' then
    walkparams.assuredonly = VTCR_EL2.AssuredOnly;
else
    walkparams.assuredonly = '0';
walkparams.tl0 = if IsFeatureImplemented(FEAT_THE) then VTCR_EL2.TL0 else '0';
walkparams.tl1 = if IsFeatureImplemented(FEAT_THE) then VTCR_EL2.TL1 else '0';
if IsFeatureImplemented(FEAT_HAFT) && walkparams.ha == '1' then
    walkparams.haft = VTCR_EL2.HAFT;
else
    walkparams.haft = '0';
walkparams.emec = '0';

```

```

if (IsFeatureImplemented(FEAT_HDBSS) && walkparams.ha == '1' && walkparams.hd == '1' &&
    (!HaveEL(EL3) || SCR_EL3.HDBSSEn == '1')) then
    walkparams.hdbss = VTCR_EL2.HDBSS;
else
    walkparams.hdbss = '0';

return walkparams;

```

### Library pseudocode for aarch64/translation/vmsa\_walkparams/S2DCacheEnabled

```

// S2DCacheEnabled()
// =====
// Returns TRUE if Stage 2 Data access cacheability is enabled

boolean S2DCacheEnabled()
    return HCR_EL2.CD == '0';

```

### Library pseudocode for shared/debug/ClearStickyErrors/ClearStickyErrors

```

// ClearStickyErrors()
// =====

ClearStickyErrors()
    EDSCR.TXU = '0';           // Clear TX underrun flag
    EDSCR.RXO = '0';           // Clear RX overrun flag

    if Halted() then           // in Debug state
        EDSCR.ITO = '0';       // Clear ITR overrun flag

    // If halted and the ITR is not empty then it is UNPREDICTABLE whether the EDSCR.ERR is cleared.
    // The UNPREDICTABLE behavior also affects the instructions in flight, but this is not described
    // in the pseudocode.
    if (Halted() && EDSCR.ITE == '0' &&
        ConstrainUnpredictableBool(Unpredictable_CLEARERRITEZERO)) then
        return;
    EDSCR.ERR = '0';           // Clear cumulative error flag

    return;

```

### Library pseudocode for shared/debug/DebugTarget/DebugTarget

```

// DebugTarget()
// =====
// Returns the debug exception target Exception level

bits(2) DebugTarget()
    ss = CurrentSecurityState();
    return DebugTargetFrom(ss);

```

## Library pseudocode for shared/debug/DebugTarget/DebugTargetFrom

```
// DebugTargetFrom()
// =====

bits(2) DebugTargetFrom(SecurityState from_state)
    boolean route_to_el2;
    if HaveEL(EL2) && (from_state != SS\_Secure ||
        (IsFeatureImplemented(FEAT_SEL2) && (!HaveEL(EL3) || SCR_EL3.EEL2 == '1'))) then
        if ELUsingAArch32(EL2) then
            route_to_el2 = (HDCR.TDE == '1' || HCR.TGE == '1');
        else
            route_to_el2 = (MDCR_EL2.TDE == '1' || HCR_EL2.TGE == '1');
    else
        route_to_el2 = FALSE;

    bits(2) target;
    if route_to_el2 then
        target = EL2;
    elsif HaveEL(EL3) && !HaveAArch64() && from_state == SS\_Secure then
        target = EL3;
    else
        target = EL1;

    return target;
```

## Library pseudocode for shared/debug/DoubleLockStatus/DoubleLockStatus

```
// DoubleLockStatus()
// =====
// Returns the state of the OS Double Lock.
//     FALSE if OSDLR_EL1.DLK == 0 or DBGPRCR_EL1.CORENPDRQ == 1 or the PE is in Debug state.
//     TRUE if OSDLR_EL1.DLK == 1 and DBGPRCR_EL1.CORENPDRQ == 0 and the PE is in Non-debug state.

boolean DoubleLockStatus()
    if !IsFeatureImplemented(FEAT_DoubleLock) then
        return FALSE;
    elsif ELUsingAArch32(EL1) then
        return DBGOSDLR.DLK == '1' && DBGPRCR.CORENPDRQ == '0' && !Halted();
    else
        return OSDLR_EL1.DLK == '1' && DBGPRCR_EL1.CORENPDRQ == '0' && !Halted();
```

## Library pseudocode for shared/debug/OSLockStatus/OSLockStatus

```
// OSLockStatus()
// =====
// Returns the state of the OS Lock.

boolean OSLockStatus()
    return (if ELUsingAArch32(EL1) then DBGOSLSR.OSLK else OSLSR_EL1.OSLK) == '1';
```

## Library pseudocode for shared/debug/SoftwareLockStatus/Component

```
// Component
// =====
// Component Types.

enumeration Component {
    Component_PMU,
    Component_Debug,
    Component_CTI
};
```

### Library pseudocode for shared/debug/SoftwareLockStatus/GetAccessComponent

```
// GetAccessComponent()
// =====
// Returns the accessed component.

Component GetAccessComponent();
```

### Library pseudocode for shared/debug/SoftwareLockStatus/SoftwareLockStatus

```
// SoftwareLockStatus()
// =====
// Returns the state of the Software Lock.

boolean SoftwareLockStatus()
    Component component = GetAccessComponent();
    if !HaveSoftwareLock(component) then
        return FALSE;
    case component of
        when Component\_Debug
            return EDLSR.SLK == '1';
        when Component\_PMU
            return PMLSR.SLK == '1';
        when Component\_CTI
            return CTILSR.SLK == '1';
        otherwise
            Unreachable();
```

### Library pseudocode for shared/debug/amu/IsG1ActivityMonitorImplemented

```
// IsG1ActivityMonitorImplemented()
// =====
// Returns TRUE if a G1 activity monitor is implemented for the counter
// and FALSE otherwise.

boolean IsG1ActivityMonitorImplemented(integer i);
```

### Library pseudocode for shared/debug/amu/IsG1ActivityMonitorOffsetImplemented

```
// IsG1ActivityMonitorOffsetImplemented()
// =====
// Returns TRUE if a G1 activity monitor offset is implemented for the counter,
// and FALSE otherwise.

boolean IsG1ActivityMonitorOffsetImplemented(integer i);
```

### Library pseudocode for shared/debug/authentication/AccessState

```
// AccessState()
// =====
// Returns the Security state of the access.

SecurityState AccessState();
```



## Library pseudocode for shared/debug/authentication/AllowExternalDebugAccess

```
// AllowExternalDebugAccess()
// =====
// Returns TRUE if an external debug interface access to the External debug registers
// is allowed, FALSE otherwise.

boolean AllowExternalDebugAccess()
    // The access may also be subject to OS Lock, power-down, etc.
    return AllowExternalDebugAccess\(AccessState\(\)\);

// AllowExternalDebugAccess()
// =====
// Returns TRUE if an external debug interface access to the External debug registers
// is allowed for the given Security state, FALSE otherwise.

boolean AllowExternalDebugAccess(SecurityState access_state)
    // The access may also be subject to OS Lock, power-down, etc.
    if IsFeatureImplemented(FEAT_RME) then
        case MDCR_EL3.<EDADE,EDAD> of
            when '00' return TRUE;
            when '01' return access_state IN {SS\_Root, SS\_Secure};
            when '10' return access_state IN {SS\_Root, SS\_Realm};
            when '11' return access_state == SS\_Root;

    if IsFeatureImplemented(FEAT_Debugv8p4) then
        if access_state == SS\_Secure then return TRUE;
    else
        if !ExternalInvasiveDebugEnabled\(\) then return FALSE;
        if ExternalSecureInvasiveDebugEnabled\(\) then return TRUE;

    if HaveEL\(EL3\) then
        EDAD_bit = if ELUsingAArch32\(EL3\) then SDCR.EDAD else MDCR_EL3.EDAD;
        return EDAD_bit == '0';
    else
        return NonSecureOnlyImplementation\(\);
```

## Library pseudocode for shared/debug/authentication/AllowExternalPMSSAccess

```
// AllowExternalPMSSAccess()
// =====
// Returns TRUE if an external debug interface access to the PMU Snapshot
// registers is allowed, FALSE otherwise.

boolean AllowExternalPMSSAccess()
    // The access may also be subject to OS Lock, power-down, etc.
    return AllowExternalPMSSAccess\(AccessState\(\)\);

// AllowExternalPMSSAccess()
// =====
// Returns TRUE if an external debug interface access to the PMU Snapshot
// registers is allowed for the given Security state, FALSE otherwise.

boolean AllowExternalPMSSAccess(SecurityState access_state)
    assert IsFeatureImplemented(FEAT_PMUv3_SS) && HaveAArch64\(\);
    // FEAT_Debugv8p4 is always implemented when FEAT_PMUv3_SS is implemented.
    assert IsFeatureImplemented(FEAT_Debugv8p4);

    // The access may also be subject to the OS Double Lock, power-down, etc.
    bits(2) epmssad = if HaveEL\(EL3\) then MDCR_EL3.EPMSSAD else '11';

    // Check for reserved values
    if !IsFeatureImplemented(FEAT_RME) && epmssad IN {'01','10'} then
        (-, epmssad) = ConstrainUnpredictableBits\(Unpredictable\_RESEPMSSAD, 2\);
        // The value returned by ConstrainUnpredictableBits() must be a
        // non-reserved value
        assert epmssad IN {'00','11'};

    case epmssad of
        when '00'
            if IsFeatureImplemented(FEAT_RME) then
                return access_state == SS\_Root;
            else
                return access_state == SS\_Secure;
        when '01'
            assert IsFeatureImplemented(FEAT_RME);
            return access_state IN {SS\_Root, SS\_Realm};
        when '10'
            assert IsFeatureImplemented(FEAT_RME);
            return access_state IN {SS\_Root, SS\_Secure};
        when '11'
            return TRUE;
```

## Library pseudocode for shared/debug/authentication/AllowExternalPMUAccess

```
// AllowExternalPMUAccess()
// =====
// Returns TRUE if an external debug interface access to the PMU registers is
// allowed, FALSE otherwise.

boolean AllowExternalPMUAccess()
    // The access may also be subject to OS Lock, power-down, etc.
    return AllowExternalPMUAccess\(AccessState\(\)\);

// AllowExternalPMUAccess()
// =====
// Returns TRUE if an external debug interface access to the PMU registers is
// allowed for the given Security state, FALSE otherwise.

boolean AllowExternalPMUAccess(SecurityState access_state)
    // The access may also be subject to OS Lock, power-down, etc.
    if IsFeatureImplemented(FEAT_RME) then
        case MDCR_EL3.<EPMAD,EPMAD> of
            when '00' return TRUE;
            when '01' return access_state IN {SS\_Root, SS\_Secure};
            when '10' return access_state IN {SS\_Root, SS\_Realm};
            when '11' return access_state == SS\_Root;

    if IsFeatureImplemented(FEAT_Debugv8p4) then
        if access_state == SS\_Secure then return TRUE;
    else
        if !ExternalInvasiveDebugEnabled\(\) then return FALSE;
        if ExternalSecureInvasiveDebugEnabled\(\) then return TRUE;

    if HaveEL\(EL3\) then
        EPMAD_bit = if ELUsingAArch32\(EL3\) then SDCR.EPMAD else MDCR_EL3.EPMAD;
        return EPMAD_bit == '0';
    else
        return NonSecureOnlyImplementation\(\);
```

## Library pseudocode for shared/debug/authentication/AllowExternalTraceAccess

```
// AllowExternalTraceAccess()
// =====
// Returns TRUE if an external Trace access to the Trace registers is allowed, FALSE otherwise.

boolean AllowExternalTraceAccess()
    if !IsFeatureImplemented(FEAT_TRBE) then
        return TRUE;
    else
        return AllowExternalTraceAccess(AccessState());

// AllowExternalTraceAccess()
// =====
// Returns TRUE if an external Trace access to the Trace registers is allowed for the
// given Security state, FALSE otherwise.

boolean AllowExternalTraceAccess(SecurityState access_state)
    // The access may also be subject to OS lock, power-down, etc.
    if !IsFeatureImplemented(FEAT_TRBE) then return TRUE;
    assert IsFeatureImplemented(FEAT_Debugv8p4);
    if IsFeatureImplemented(FEAT_RME) then
        case MDCR_EL3.<ETADE,ETAD> of
            when '00' return TRUE;
            when '01' return access_state IN {SS\_Root, SS\_Secure};
            when '10' return access_state IN {SS\_Root, SS\_Realm};
            when '11' return access_state == SS\_Root;

    if access_state == SS\_Secure then return TRUE;
    if HaveEL(EL3) then
        // External Trace access is not supported for EL3 using AArch32
        assert !ELUsingAArch32(EL3);
        return MDCR_EL3.ETAD == '0';
    else
        return NonSecureOnlyImplementation();
```

## Library pseudocode for shared/debug/authentication/Debug\_authentication

```
Signal DBGEN;
Signal NIDEN;
Signal SPIDEN;
Signal SPNIDEN;
Signal RLPIDEN;
Signal RTPIDEN;
```

## Library pseudocode for shared/debug/authentication/ExternalInvasiveDebugEnabled

```
// ExternalInvasiveDebugEnabled()
// =====
// The definition of this function is IMPLEMENTATION DEFINED.
// In the recommended interface, this function returns the state of the DBGEN signal.

boolean ExternalInvasiveDebugEnabled()
    return DBGEN == Signal\_High;
```

## Library pseudocode for shared/debug/authentication/ExternalNoninvasiveDebugAllowed

```
// ExternalNoninvasiveDebugAllowed()
// =====
// Returns TRUE if Trace and PC Sample-based Profiling are allowed

boolean ExternalNoninvasiveDebugAllowed()
    return ExternalNoninvasiveDebugAllowed(PSTATE.EL);

// ExternalNoninvasiveDebugAllowed()
// =====

boolean ExternalNoninvasiveDebugAllowed(bits(2) el)
    if !ExternalNoninvasiveDebugEnabled() then return FALSE;
    ss = SecurityStateAtEL(el);

    if ((ELUsingAArch32(EL3) || ELUsingAArch32(EL1)) && el == EL0 &&
        ss == SS\_Secure && SDER.SUNIDEN == '1') then
        return TRUE;

    case ss of
        when SS\_NonSecure return TRUE;
        when SS\_Secure   return ExternalSecureNoninvasiveDebugEnabled();
        when SS\_Realm    return ExternalRealmNoninvasiveDebugEnabled();
        when SS\_Root     return ExternalRootNoninvasiveDebugEnabled();
```

## Library pseudocode for shared/debug/authentication/ExternalNoninvasiveDebugEnabled

```
// ExternalNoninvasiveDebugEnabled()
// =====
// This function returns TRUE if the FEAT_Debugv8p4 is implemented.
// Otherwise, this function is IMPLEMENTATION DEFINED, and, in the
// recommended interface, ExternalNoninvasiveDebugEnabled returns
// the state of the (DBGEN OR NIDEN) signal.

boolean ExternalNoninvasiveDebugEnabled()
    return (IsFeatureImplemented(FEAT_Debugv8p4) || ExternalInvasiveDebugEnabled() ||
        NIDEN == Signal\_High);
```

## Library pseudocode for shared/debug/authentication/ExternalRealmInvasiveDebugEnabled

```
// ExternalRealmInvasiveDebugEnabled()
// =====
// The definition of this function is IMPLEMENTATION DEFINED.
// In the recommended interface, this function returns the state of the
// (DBGEN AND RLPIDEN) signal.

boolean ExternalRealmInvasiveDebugEnabled()
    if !IsFeatureImplemented(FEAT_RME) then return FALSE;
    return ExternalInvasiveDebugEnabled() && RLPIDEN == Signal\_High;
```

## Library pseudocode for shared/debug/authentication/ExternalRealmNoninvasiveDebugEnabled

```
// ExternalRealmNoninvasiveDebugEnabled()
// =====
// The definition of this function is IMPLEMENTATION DEFINED.
// In the recommended interface, this function returns the state of the
// (DBGEN AND RLPIDEN) signal.

boolean ExternalRealmNoninvasiveDebugEnabled()
    if !IsFeatureImplemented(FEAT_RME) then return FALSE;
    return ExternalRealmInvasiveDebugEnabled();
```

## Library pseudocode for shared/debug/authentication/ExternalRootInvasiveDebugEnabled

```
// ExternalRootInvasiveDebugEnabled()
// =====
// The definition of this function is IMPLEMENTATION DEFINED.
// In the recommended interface, this function returns the state of the
// (DBGEN AND RLPIDEN AND RTPIDEN AND SPIDEN) signal when FEAT_SEL2 is implemented
// and the (DBGEN AND RLPIDEN AND RTPIDEN) signal when FEAT_SEL2 is not implemented.

boolean ExternalRootInvasiveDebugEnabled()
    if !IsFeatureImplemented(FEAT_RME) then return FALSE;
    return (ExternalInvasiveDebugEnabled\(\) &&
        (!IsFeatureImplemented(FEAT_SEL2) || ExternalSecureInvasiveDebugEnabled\(\)) &&
        ExternalRealmInvasiveDebugEnabled\(\) &&
        RTPIDEN == Signal\_High);
```

## Library pseudocode for shared/debug/authentication/ExternalRootNoninvasiveDebugEnabled

```
// ExternalRootNoninvasiveDebugEnabled()
// =====
// The definition of this function is IMPLEMENTATION DEFINED.
// In the recommended interface, this function returns the state of the
// (DBGEN AND RLPIDEN AND SPIDEN AND RTPIDEN) signal.

boolean ExternalRootNoninvasiveDebugEnabled()
    if !IsFeatureImplemented(FEAT_RME) then return FALSE;
    return ExternalRootInvasiveDebugEnabled\(\);
```

## Library pseudocode for shared/debug/authentication/ExternalSecureInvasiveDebugEnabled

```
// ExternalSecureInvasiveDebugEnabled()
// =====
// The definition of this function is IMPLEMENTATION DEFINED.
// In the recommended interface, this function returns the state of the (DBGEN AND SPIDEN) signal.
// CoreSight allows asserting SPIDEN without also asserting DBGEN, but this is not recommended.

boolean ExternalSecureInvasiveDebugEnabled()
    if !HaveSecureState\(\) then return FALSE;
    return ExternalInvasiveDebugEnabled\(\) && SPIDEN == Signal\_High;
```

## Library pseudocode for shared/debug/authentication/ExternalSecureNoninvasiveDebugEnabled

```
// ExternalSecureNoninvasiveDebugEnabled()
// =====
// This function returns the value of ExternalSecureInvasiveDebugEnabled() when FEAT_Debugv8p4
// is implemented. Otherwise, the definition of this function is IMPLEMENTATION DEFINED.
// In the recommended interface, this function returns the state of the (DBGEN OR NIDEN) AND
// (SPIDEN OR SPNIDEN) signal.

boolean ExternalSecureNoninvasiveDebugEnabled()
    if !HaveSecureState\(\) then return FALSE;
    if !IsFeatureImplemented(FEAT_Debugv8p4) then
        return (ExternalNoninvasiveDebugEnabled\(\) &&
            (SPIDEN == Signal\_High || SPNIDEN == Signal\_High));
    else
        return ExternalSecureInvasiveDebugEnabled\(\);
```

## Library pseudocode for shared/debug/authentication/IsAccessNonSecure

```
// IsAccessNonSecure()
// =====
// Returns TRUE when an access is Non-Secure

boolean IsAccessNonSecure()
    return !IsAccessSecure\(\);
```

### Library pseudocode for shared/debug/authentication/IsAccessSecure

```
// IsAccessSecure()  
// =====  
// Returns TRUE when an access is Secure  
  
boolean IsAccessSecure();
```

### Library pseudocode for shared/debug/authentication/IsCorePowered

```
// IsCorePowered()  
// =====  
// Returns TRUE if the Core power domain is powered on, FALSE otherwise.  
  
boolean IsCorePowered();
```

## Library pseudocode for shared/debug/breakpoint/CheckValidStateMatch

```
// CheckValidStateMatch()
// =====
// Checks for an invalid state match that will generate Constrained
// Unpredictable behavior, otherwise returns Constraint_NONE.

(Constraint, bits(2), bit, bit, bits(2)) CheckValidStateMatch(bits(2) ssc_in, bit ssce_in,
                                                             bit hmc_in, bits(2) pxc_in,
                                                             boolean isbreakpnt)

    if !IsFeatureImplemented(FEAT_RME) then assert ssce_in == '0';
    boolean reserved = FALSE;
    bits(2) ssc = ssc_in;
    bit ssce = ssce_in;
    bit hmc = hmc_in;
    bits(2) pxc = pxc_in;

    // Values that are not allocated in any architecture version
    case hmc:ssc:ssce:pxc of
        when '0 0 11 10' reserved = TRUE;
        when '0 0 1x xx' reserved = !HaveSecureState();
        when '1 0 00 x0' reserved = TRUE;
        when '1 0 01 10' reserved = TRUE;
        when '1 0 1x 10' reserved = TRUE;
        when 'x 1 xx xx' reserved = ssc != '01' || (hmc:pxc) IN {'000','110'};
        otherwise reserved = FALSE;

    // Match 'Usr/Sys/Svc' valid only for AArch32 breakpoints
    if (!isbreakpnt || !HaveAArch32EL(EL1)) && hmc:pxc == '000' && ssc != '11' then
        reserved = TRUE;

    // Both EL3 and EL2 are not implemented
    if !HaveEL(EL3) && !HaveEL(EL2) && (hmc != '0' || ssc != '00') then
        reserved = TRUE;

    // EL3 is not implemented
    if !HaveEL(EL3) && ssc IN {'01','10'} && hmc:ssc:pxc != '10100' then
        reserved = TRUE;

    // EL3 using AArch64 only
    if (!HaveEL(EL3) || !HaveAArch64()) && hmc:ssc:pxc == '11000' then
        reserved = TRUE;

    // EL2 is not implemented
    if !HaveEL(EL2) && hmc:ssc:pxc == '11100' then
        reserved = TRUE;

    // Secure EL2 is not implemented
    if !IsFeatureImplemented(FEAT_SEL2) && (hmc:ssc:pxc) IN {'01100','10100','x11x1'} then
        reserved = TRUE;

    if reserved then
        // If parameters are set to a reserved type, behaves as either disabled or a defined type
        Constraint c;
        (c, <hmc:ssc:ssce:pxc>) = ConstrainUnpredictableBits(Unpredictable_RESBPWPCTRL, 6);
        assert c IN {Constraint_DISABLED, Constraint_UNKNOWN};
        if c == Constraint_DISABLED then
            return (c, bits(2) UNKNOWN, bit UNKNOWN, bit UNKNOWN, bits(2) UNKNOWN);
        // Otherwise the value returned by ConstrainUnpredictableBits must be a not-reserved value

    return (Constraint_NONE, ssc, ssce, hmc, pxc);
```



### Library pseudocode for shared/debug/breakpoint/ContextAwareBreakpointRange

```
// ContextAwareBreakpointRange()
// =====
// Returns two numbers indicating the index of the first and last context-aware breakpoint.

(integer, integer) ContextAwareBreakpointRange()
    integer b = NumBreakpointsImplemented();
    integer c = NumContextAwareBreakpointsImplemented();

    if b <= 16 then
        return (b - c, b - 1);
    elseif c <= 16 then
        return (16 - c, 15);
    else
        return (0, c - 1);
```

### Library pseudocode for shared/debug/breakpoint/IsContextAwareBreakpoint

```
// IsContextAwareBreakpoint()
// =====
// Returns TRUE if DBGBCR_EL1[n] is a context-aware breakpoint.

boolean IsContextAwareBreakpoint(integer n)
    (lower, upper) = ContextAwareBreakpointRange();
    return n >= lower && n <= upper;
```

### Library pseudocode for shared/debug/breakpoint/NumBreakpointsImplemented

```
// NumBreakpointsImplemented()
// =====
// Returns the number of breakpoints implemented.

integer NumBreakpointsImplemented()
    return integer IMPLEMENTATION_DEFINED "Number of breakpoints";
```

### Library pseudocode for shared/debug/breakpoint/NumContextAwareBreakpointsImplemented

```
// NumContextAwareBreakpointsImplemented()
// =====
// Returns the number of context-aware breakpoints implemented.

integer NumContextAwareBreakpointsImplemented()
    return integer IMPLEMENTATION_DEFINED "Number of context-aware breakpoints";
```

### Library pseudocode for shared/debug/breakpoint/NumWatchpointsImplemented

```
// NumWatchpointsImplemented()
// =====
// Returns the number of watchpoints implemented.

integer NumWatchpointsImplemented()
    return integer IMPLEMENTATION_DEFINED "Number of watchpoints";
```

### Library pseudocode for shared/debug/cti/CTI\_ProcessEvent

```
// CTI_ProcessEvent()
// =====
// Process a discrete event on a Cross Trigger output event trigger.

CTI_ProcessEvent(CrossTriggerOut id);
```

## Library pseudocode for shared/debug/cti/CTI\_SetEventLevel

```
// CTI_SetEventLevel()
// =====
// Set a Cross Trigger multi-cycle input event trigger to the specified level.

CTI_SetEventLevel(CrossTriggerIn id, Signal level);
```

## Library pseudocode for shared/debug/cti/CTI\_SignalEvent

```
// CTI_SignalEvent()
// =====
// Signal a discrete event on a Cross Trigger input event trigger.

CTI_SignalEvent(CrossTriggerIn id);
```

## Library pseudocode for shared/debug/cti/CrossTrigger

```
// CrossTrigger
// =====

enumeration CrossTriggerOut {CrossTriggerOut_DebugRequest, CrossTriggerOut_RestartRequest,
                             CrossTriggerOut_IRQ,           CrossTriggerOut_RSVD3,
                             CrossTriggerOut_TraceExtIn0,     CrossTriggerOut_TraceExtIn1,
                             CrossTriggerOut_TraceExtIn2,     CrossTriggerOut_TraceExtIn3};

enumeration CrossTriggerIn  {CrossTriggerIn_CrossHalt,       CrossTriggerIn_PMUOverflow,
                             CrossTriggerIn_RSVD2,           CrossTriggerIn_RSVD3,
                             CrossTriggerIn_TraceExtOut0,     CrossTriggerIn_TraceExtOut1,
                             CrossTriggerIn_TraceExtOut2,     CrossTriggerIn_TraceExtOut3};
```

## Library pseudocode for shared/debug/dccanditr/CheckForDCCInterrupts

```
// CheckForDCCInterrupts()
// =====

CheckForDCCInterrupts()
    commrx = (EDSCR.RXfull == '1');
    commtx = (EDSCR.TXfull == '0');

    // COMMRX and COMMTX support is optional and not recommended for new designs.
    // SetInterruptRequestLevel(InterruptID_COMMRX, if commrx then Signal_High else Signal_Low);
    // SetInterruptRequestLevel(InterruptID_COMMTX, if commtx then Signal_High else Signal_Low);

    // The value to be driven onto the common COMMIRQ signal.
    boolean commirq;
    if ELUsingAArch32(EL1) then
        commirq = ((commrx && DBGDCCINT.RX == '1') ||
                   (commtx && DBGDCCINT.TX == '1'));
    else
        commirq = ((commrx && MDCCINT_EL1.RX == '1') ||
                   (commtx && MDCCINT_EL1.TX == '1'));
    SetInterruptRequestLevel(InterruptID\_COMMIRQ, if commirq then Signal\_High else Signal\_Low);

    return;
```

## Library pseudocode for shared/debug/dccanditr/DTR

```
bits(32) DTRRX;
bits(32) DTRTX;
```

## Library pseudocode for shared/debug/dccanditr/Read\_DBGDTRRX\_EL0

```
// Read_DBGDTRRX_EL0()
// =====
// Called on reads of debug register 0x080.

bits(32) Read_DBGDTRRX_EL0(boolean memory_mapped)
    return DTRRX;
```

## Library pseudocode for shared/debug/dccanditr/Read\_DBGDTRTX\_EL0

```
// Read_DBGDTRTX_EL0()
// =====
// Called on reads of debug register 0x08C.

bits(32) Read_DBGDTRTX_EL0(boolean memory_mapped)
    underrun = EDSCR.TXfull == '0' || (Halted() && EDSCR.MA == '1' && EDSCR.ITE == '0');
    value = if underrun then bits(32) UNKNOWN else DTRTX;

    if EDSCR.ERR == '1' then return value;                // Error flag set: no side-effects

    if underrun then
        EDSCR.TXU = '1'; EDSCR.ERR = '1';                // Underrun condition: block side-effects
        return value;                                     // Return UNKNOWN

    EDSCR.TXfull = '0';
    if Halted() && EDSCR.MA == '1' then
        EDSCR.ITE = '0';                                // See comments in Write_EDITR()

    if !UsingAArch32() then
        ExecuteA64(0xB8404401<31:0>);                    // A64 "LDR W1,[X0],#4"
    else
        ExecuteT32(0xF850<15:0> /*hw1*/, 0x1B04<15:0> /*hw2*/); // T32 "LDR R1,[R0],#4"
    // If the load aborts, the Data Abort exception is taken and EDSCR.ERR is set to 1
    if EDSCR.ERR == '1' then
        EDSCR.TXfull = bit UNKNOWN;
        DBGDTRTX_EL0 = bits(64) UNKNOWN;
    else
        if !UsingAArch32() then
            ExecuteA64(0xD5130501<31:0>);                // A64 "MSR DBGDTRTX_EL0,X1"
        else
            ExecuteT32(0xEE00<15:0> /*hw1*/, 0x1E15<15:0> /*hw2*/); // T32 "MSR DBGDTRTXint,R1"
            // "MSR DBGDTRTX_EL0,X1" calls Write_DBGDTR_EL0() which sets TXfull.
            assert EDSCR.TXfull == '1';
        if !UsingAArch32() then
            X[1, 64] = bits(64) UNKNOWN;
        else
            R[1] = bits(32) UNKNOWN;
        EDSCR.ITE = '1';                                // See comments in Write_EDITR()

    return value;
```

## Library pseudocode for shared/debug/dccanditr/Read\_DBGDTR\_EL0

```
// Read_DBGDTR_EL0()
// =====
// System register reads of DBGDTR_EL0, DBGDTRRX_EL0 (AArch64) and DBGDTRRXint (AArch32)

bits(N) Read_DBGDTR_EL0(integer N)
    // For MRS <Rt>,DBGDTRTX_EL0  N=32, X[t]=Zeros(32):result
    // For MRS <Xt>,DBGDTR_EL0    N=64, X[t]=result
    assert N IN {32,64};
    bits(N) result;
    if EDSCR.RXfull == '0' then
        result = bits(N) UNKNOWN;
    else
        // On a 64-bit read, implement a half-duplex channel
        // NOTE: the word order is reversed on reads with regards to writes
        if N == 64 then result<63:32> = DTRTX;
        result<31:0> = DTRRX;
    EDSCR.RXfull = '0';
    return result;
```

## Library pseudocode for shared/debug/dccanditr/Write\_DBGDTRRX\_EL0

```
// Write_DBGDTRRX_EL0()
// =====
// Called on writes to debug register 0x080.

Write_DBGDTRRX_EL0(boolean memory_mapped, bits(32) value)
    if EDSCR.ERR == '1' then return; // Error flag set: ignore write

    if EDSCR.RXfull == '1' || (Halted() && EDSCR.MA == '1' && EDSCR.ITE == '0') then
        EDSCR.RXO = '1'; EDSCR.ERR = '1'; // Overrun condition: ignore write
        return;

    EDSCR.RXfull = '1';
    DTRRX = value;

    if Halted() && EDSCR.MA == '1' then
        EDSCR.ITE = '0'; // See comments in Write_EDITR()
        if !UsingAArch32() then
            ExecuteA64(0xD5330501<31:0>); // A64 "MRS X1,DBGDTRRX_EL0"
            ExecuteA64(0xB8004401<31:0>); // A64 "STR W1,[X0],#4"
            X[1, 64] = bits(64) UNKNOWN;
        else
            ExecuteT32(0xEE10<15:0> /*hw1*/, 0x1E15<15:0> /*hw2*/); // T32 "MRS R1,DBGDTRRXint"
            ExecuteT32(0xF840<15:0> /*hw1*/, 0x1B04<15:0> /*hw2*/); // T32 "STR R1,[R0],#4"
            R[1] = bits(32) UNKNOWN;
        // If the store aborts, the Data Abort exception is taken and EDSCR.ERR is set to 1
        if EDSCR.ERR == '1' then
            EDSCR.RXfull = bit UNKNOWN;
            DBGDTRRX_EL0 = bits(64) UNKNOWN;
        else
            // "MRS X1,DBGDTRRX_EL0" calls Read_DBGDTR_EL0() which clears RXfull.
            assert EDSCR.RXfull == '0';

            EDSCR.ITE = '1'; // See comments in Write_EDITR()
    return;
```

## Library pseudocode for shared/debug/dccanditr/Write\_DBGDTRTX\_EL0

```
// Write_DBGDTRTX_EL0()
// =====
// Called on writes to debug register 0x08C.

Write_DBGDTRTX_EL0(boolean memory_mapped, bits(32) value)
    DTRTX = value;
    return;
```

## Library pseudocode for shared/debug/dccanditr/Write\_DBGDTR\_EL0

```
// Write_DBGDTR_EL0()
// =====
// System register writes to DBGDTR_EL0, DBGDTRTX_EL0 (AArch64) and DBGDTRTXint (AArch32)

Write_DBGDTR_EL0(bits(N) value_in)
    bits(N) value = value_in;
    // For MSR DBGDTRTX_EL0,<Rt> N=32, value=X[t]<31:0>, X[t]<63:32> is ignored
    // For MSR DBGDTR_EL0,<Xt> N=64, value=X[t]<63:0>
    assert N IN {32,64};
    if EDSCR.TXfull == '1' then
        value = bits(N) UNKNOWN;
    // On a 64-bit write, implement a half-duplex channel
    if N == 64 then DTRRX = value<63:32>;
    DTRTX = value<31:0>; // 32-bit or 64-bit write
    EDSCR.TXfull = '1';
    return;
```

## Library pseudocode for shared/debug/dccanditr/Write\_EDITR

```
// Write_EDITR()
// =====
// Called on writes to debug register 0x084.

Write_EDITR(boolean memory_mapped, bits(32) value)
    if EDSCR.ERR == '1' then return; // Error flag set: ignore write

    if !Halted() then return; // Non-debug state: ignore write

    if EDSCR.ITE == '0' || EDSCR.MA == '1' then
        EDSCR.ITO = '1'; EDSCR.ERR = '1'; // Overrun condition: block write
        return;

    // ITE indicates whether the processor is ready to accept another instruction; the processor
    // may support multiple outstanding instructions. Unlike the "InstrCompl" flag in [v7A] there
    // is no indication that the pipeline is empty (all instructions have completed). In this
    // pseudocode, the assumption is that only one instruction can be executed at a time,
    // meaning ITE acts like "InstrCompl".
    EDSCR.ITE = '0';

    if !UsingAArch32() then
        ExecuteA64(value);
    else
        ExecuteT32(value<15:0> /*hw1*/, value<31:16> /*hw2*/);

    EDSCR.ITE = '1';

    return;
```



```

// DCPSInstruction()
// =====
// Operation of the DCPS instruction in Debug state

DCPSInstruction(bits(2) target_el)

    SynchronizeContext();

bits(2) handle_el;
case target_el of
    when EL1
        if PSTATE.EL == EL2 || (PSTATE.EL == EL3 && !UsingAArch32()) then
            handle_el = PSTATE.EL;
        elsif EL2Enabled() && HCR_EL2.TGE == '1' then
            UNDEFINED;
        else
            handle_el = EL1;
    when EL2
        if !HaveEL(EL2) then
            UNDEFINED;
        elsif PSTATE.EL == EL3 && !UsingAArch32() then
            handle_el = EL3;
        elsif !IsSecureEL2Enabled() && CurrentSecurityState() == SS_Secure then
            UNDEFINED;
        else
            handle_el = EL2;
    when EL3
        if EDSCR.SDD == '1' || !HaveEL(EL3) then
            UNDEFINED;
        else
            handle_el = EL3;
    otherwise
        Unreachable();

from_secure = CurrentSecurityState() == SS_Secure;
if ELUsingAArch32(handle_el) then
    if PSTATE.M == M32_Monitor then SCR.NS = '0';
    assert UsingAArch32(); // Cannot move from AArch64 to AArch32
    case handle_el of
        when EL1
            AArch32.WriteMode(M32_Svc);
            if IsFeatureImplemented(FEAT_PAN) && SCTLR.SPAN == '0' then
                PSTATE.PAN = '1';
        when EL2 AArch32.WriteMode(M32_Hyp);
        when EL3
            AArch32.WriteMode(M32_Monitor);
            if IsFeatureImplemented(FEAT_PAN) then
                if !from_secure then
                    PSTATE.PAN = '0';
                elsif SCTLR.SPAN == '0' then
                    PSTATE.PAN = '1';
    if handle_el == EL2 then
        ELR_hyp = bits(32) UNKNOWN; HSR = bits(32) UNKNOWN;
    else
        LR = bits(32) UNKNOWN;
        SPSR_curr[] = bits(32) UNKNOWN;
        PSTATE.E = SCTLR_ELx[].EE;
        DLR = bits(32) UNKNOWN; DSPSR = bits(32) UNKNOWN;

else // Targeting AArch64
    from_32 = UsingAArch32();
    if from_32 then AArch64.MaybeZeroRegisterUppers();
    if from_32 && IsFeatureImplemented(FEAT_SME) && PSTATE.SM == '1' then
        ResetSVEState();
    else
        MaybeZeroSVEUppers(target_el);
    PSTATE.nRW = '0'; PSTATE.SP = '1'; PSTATE.EL = handle_el;
    if IsFeatureImplemented(FEAT_PAN) && ((handle_el == EL1 && SCTLR_EL1.SPAN == '0') ||
        (handle_el == EL2 && ELIsInHost(EL0) &&
            SCTLR_EL2.SPAN == '0')) then

```

```

    PSTATE.PAN = '1';
    ELR_ELx[] = bits(64) UNKNOWN; SPSR_ELx[] = bits(64) UNKNOWN; ESR_ELx[] = bits(64) UNKNOWN;
    DLR_ELO = bits(64) UNKNOWN; DSPSR_ELO = bits(64) UNKNOWN;
    if IsFeatureImplemented(FEAT_UAO) then PSTATE.UAO = '0';
    if IsFeatureImplemented(FEAT_MTE) then PSTATE.TCO = '1';
    if IsFeatureImplemented(FEAT_GCS) then PSTATE.EXLOCK = '0';

    UpdateEDSCRFields(); // Update EDSCR PE state flags
    sync_errors = IsFeatureImplemented(FEAT_IESB) && SCTLRL_ELx[].IESB == '1';
    if IsFeatureImplemented(FEAT_DoubleFault) && !UsingAArch32() then
        sync_errors = (sync_errors ||
            (EffectiveEA() == '1' && SCR_EL3.NMEA == '1' && PSTATE.EL == EL3));
    // The Effective value of SCTLRL[].IESB might be zero in Debug state.
    if !ConstrainUnpredictableBool(Unpredictable_IESBinDebug) then
        sync_errors = FALSE;
    if sync_errors then
        SynchronizeErrors();
    return;

```

### Library pseudocode for shared/debug/halting/DRPSInstruction

```

// DRPSInstruction()
// =====
// Operation of the A64 DRPS and T32 ERET instructions in Debug state

DRPSInstruction()

    sync_errors = IsFeatureImplemented(FEAT_IESB) && SCTLRL_ELx[].IESB == '1';
    if IsFeatureImplemented(FEAT_DoubleFault) && !UsingAArch32() then
        sync_errors = (sync_errors ||
            (EffectiveEA() == '1' && SCR_EL3.NMEA == '1' && PSTATE.EL == EL3));
    // The Effective value of SCTLRL[].IESB might be zero in Debug state.
    if !ConstrainUnpredictableBool(Unpredictable_IESBinDebug) then
        sync_errors = FALSE;
    if sync_errors then
        SynchronizeErrors();

    SynchronizeContext();

    DebugRestorePSR();

    return;

```

### Library pseudocode for shared/debug/halting/DebugHalt

```

constant bits(6) DebugHalt_Breakpoint      = '000111';
constant bits(6) DebugHalt_EDBGRQ         = '010011';
constant bits(6) DebugHalt_Step_Normal     = '011011';
constant bits(6) DebugHalt_Step_Exclusive  = '011111';
constant bits(6) DebugHalt_OSUnlockCatch   = '100011';
constant bits(6) DebugHalt_ResetCatch      = '100111';
constant bits(6) DebugHalt_Watchpoint      = '101011';
constant bits(6) DebugHalt_HaltInstruction = '101111';
constant bits(6) DebugHalt_SoftwareAccess  = '110011';
constant bits(6) DebugHalt_ExceptionCatch  = '110111';
constant bits(6) DebugHalt_Step_NoSyndrome = '111011';

```



## Library pseudocode for shared/debug/halting/DebugRestorePSR

```
// DebugRestorePSR()
// =====

DebugRestorePSR()
    // PSTATE.{N,Z,C,V,Q,GE,SS,D,A,I,F} are not observable and ignored in Debug state, so
    // behave as if UNKNOWN.
    if UsingAArch32() then
        bits(32) spsr = SPSR_curr[];
        SetPSTATEFromPSR(spsr);
        PSTATE.<N,Z,C,V,Q,GE,SS,A,I,F> = bits(13) UNKNOWN;
        // In AArch32, all instructions are T32 and unconditional.
        PSTATE.IT = '00000000'; PSTATE.T = '1'; // PSTATE.J is RES0
        DLR = bits(32) UNKNOWN; DSPSR = bits(32) UNKNOWN;
    else
        bits(64) spsr = SPSR_ELx[];
        SetPSTATEFromPSR(spsr);
        PSTATE.<N,Z,C,V,SS,D,A,I,F> = bits(9) UNKNOWN;
        DLR_EL0 = bits(64) UNKNOWN; DSPSR_EL0 = bits(64) UNKNOWN;
    UpdateEDSCRFields(); // Update EDSCR PE state flags
```

## Library pseudocode for shared/debug/halting/DisableITRAndResumeInstructionPrefetch

```
// DisableITRAndResumeInstructionPrefetch()
// =====

DisableITRAndResumeInstructionPrefetch();
```

## Library pseudocode for shared/debug/halting/ExecuteA64

```
// ExecuteA64()
// =====
// Execute an A64 instruction in Debug state.

ExecuteA64(bits(32) instr);
```

## Library pseudocode for shared/debug/halting/ExecuteT32

```
// ExecuteT32()
// =====
// Execute a T32 instruction in Debug state.

ExecuteT32(bits(16) hw1, bits(16) hw2);
```

## Library pseudocode for shared/debug/halting/ExitDebugState

```
// ExitDebugState()
// =====

ExitDebugState()
    assert Halted();
    SynchronizeContext();

    // Although EDSCR.STATUS signals that the PE is restarting, debuggers must use EDPRSR.SDR to
    // detect that the PE has restarted.
    EDSCR.STATUS = '000001'; // Signal restarting
    // Clear any pending Halting debug events
    if IsFeatureImplemented(FEAT_Debugv8p8) then
        EDESR<3:0> = '0000';
    else
        EDESR<2:0> = '000';

    bits(64) new_pc;
    bits(64) spsr;

    if UsingAArch32() then
        new_pc = ZeroExtend(DLR, 64);
        if IsFeatureImplemented(FEAT_Debugv8p9) then
            spsr = DSPSR2 : DSPSR;
        else
            spsr = ZeroExtend(DSPSR, 64);
    else
        new_pc = DLR_EL0;
        spsr = DSPSR_EL0;

    boolean illegal_psr_state = IllegalExceptionReturn(spsr);
    // If this is an illegal return, SetPSTATEFromPSR() will set PSTATE.IL.
    SetPSTATEFromPSR(spsr); // Can update privileged bits, even at EL0

    boolean branch_conditional = FALSE;
    if UsingAArch32() then
        if ConstrainUnpredictableBool(Unpredictable\_RESTARTALIGNPC) then new_pc<0> = '0';
        // AArch32 branch
        BranchTo(new_pc<31:0>, BranchType\_DBGEXIT, branch_conditional);
    else
        // If targeting AArch32 then PC[63:32,1:0] might be set to UNKNOWN.
        if illegal_psr_state && spsr<4> == '1' then
            new_pc<63:32> = bits(32) UNKNOWN;
            new_pc<1:0> = bits(2) UNKNOWN;
        if IsFeatureImplemented(FEAT_BRBE) then
            BRBEDebugStateExit(new_pc);
        // A type of branch that is never predicted
        BranchTo(new_pc, BranchType\_DBGEXIT, branch_conditional);

    (EDSCR.STATUS, EDPRSR.SDR) = ('000010', '1'); // Atomically signal restarted
    EDPRSR.HALTED = '0';
    UpdateEDSCRFields(); // Stop signalling PE state
    DisableITRAndResumeInstructionPrefetch();

    return;
```



```

// Halt()
// =====

Halt(bits(6) reason)
    boolean is_async = FALSE;
    FaultRecord fault = NoFault();
    Halt(reason, is_async, fault);

// Halt()
// =====

Halt(bits(6) reason, boolean is_async, FaultRecord fault)
    if IsFeatureImplemented(FEAT_TME) && TSTATE.depth > 0 then
        FailTransaction(TMFailure\_DBG, FALSE);

    CTI\_SignalEvent(CrossTriggerIn\_CrossHalt); // Trigger other cores to halt

    bits(64) preferred_restart_address = ThisInstrAddr(64);
    bits(64) spsr = GetPSRFromPSTATE(DebugState, 64);

    if (IsFeatureImplemented(FEAT_BTI) && !is_async &&
        !(reason IN {DebugHalt\_Step\_Normal, DebugHalt\_Step\_Exclusive,
                     DebugHalt\_Step\_NoSyndrome, DebugHalt\_Breakpoint, DebugHalt\_HaltInstruction}) &&
        ConstrainUnpredictableBool(Unpredictable\_ZEROBTYP)) then
        spsr<11:10> = '00';

    if UsingAArch32() then
        DLR = preferred_restart_address<31:0>;
        DSPSR = spsr<31:0>;
        if IsFeatureImplemented(FEAT_Debugv8p9) then
            DSPSR2 = spsr<63:32>;
    else
        DLR_EL0 = preferred_restart_address;
        DSPSR_EL0 = spsr;
        EDSCR.ITE = '1';
        EDSCR.ITO = '0';
        if IsFeatureImplemented(FEAT_RME) then
            if PSTATE.EL == EL3 then
                EDSCR.SDD = '0';
            else
                EDSCR.SDD = if ExternalRootInvasiveDebugEnabled() then '0' else '1';
        elsif CurrentSecurityState() == SS\_Secure then
            EDSCR.SDD = '0'; // If entered in Secure state, allow debug
        elsif HaveEL(EL3) then
            EDSCR.SDD = if ExternalSecureInvasiveDebugEnabled() then '0' else '1';
        else
            EDSCR.SDD = '1'; // Otherwise EDSCR.SDD is RES1
    EDSCR.MA = '0';

    // In Debug state:
    // * PSTATE.{SS,SSBS,D,A,I,F} are not observable and ignored so behave-as-if UNKNOWN.
    // * PSTATE.{N,Z,C,V,Q,GE,E,M,nRW,EL,SP,DIT} are also not observable, but since these
    //   are not changed on exception entry, this function also leaves them unchanged.
    // * PSTATE.{IT,T} are ignored.
    // * PSTATE.IL is ignored and behave-as-if 0.
    // * PSTATE.BTYPE is ignored and behave-as-if 0.
    // * PSTATE.TCO is set 1.
    // * PSTATE.PACM is ignored and behave-as-if 0.
    // * PSTATE.{UAO,PAN} are observable and not changed on entry into Debug state.

    if UsingAArch32() then
        PSTATE.<IT,SS,SSBS,A,I,F,T> = bits(14) UNKNOWN;
    else
        PSTATE.<SS,SSBS,D,A,I,F> = bits(6) UNKNOWN;

    if IsFeatureImplemented(FEAT_MTE) then PSTATE.TCO = '1';
    if IsFeatureImplemented(FEAT_BTI) then PSTATE.BTYPE = '00';
    if IsFeatureImplemented(FEAT_PAuth_LR) then PSTATE.PACM = '0';
    PSTATE.IL = '0';
    StopInstructionPrefetchAndEnableITR();

```

```

(EDSCR.STATUS,EDPRSR.HALTED) = (reason,'1');
UpdateEDSCRFields(); // Update EDSCR PE state flags.
if IsFeatureImplemented(FEAT_EDHSR) then
    UpdateEDHSR(reason, fault); // Update EDHSR fields.
if !is_async then EndOfInstruction();
return;

```

### Library pseudocode for shared/debug/halting/HaltOnBreakpointOrWatchpoint

```

// HaltOnBreakpointOrWatchpoint()
// =====
// Returns TRUE if the Breakpoint and Watchpoint debug events should be considered for Debug
// state entry, FALSE if they should be considered for a debug exception.

boolean HaltOnBreakpointOrWatchpoint()
    return HaltingAllowed() && EDSCR.HDE == '1' && OSLSR_EL1.OSLK == '0';

```

### Library pseudocode for shared/debug/halting/Halted

```

// Halted()
// =====

boolean Halted()
    return !(EDSCR.STATUS IN {'000001', '000010'}); // Halted

```

### Library pseudocode for shared/debug/halting/HaltingAllowed

```

// HaltingAllowed()
// =====
// Returns TRUE if halting is currently allowed, FALSE if halting is prohibited.

boolean HaltingAllowed()
    if Halted() || DoubleLockStatus() then
        return FALSE;
    ss = CurrentSecurityState();
    case ss of
        when SS_NonSecure return ExternalInvasiveDebugEnabled();
        when SS_Secure return ExternalSecureInvasiveDebugEnabled();
        when SS_Root return ExternalRootInvasiveDebugEnabled();
        when SS_Realm return ExternalRealmInvasiveDebugEnabled();

```

### Library pseudocode for shared/debug/halting/Restarting

```

// Restarting()
// =====

boolean Restarting()
    return EDSCR.STATUS == '000001'; // Restarting

```

### Library pseudocode for shared/debug/halting/StopInstructionPrefetchAndEnableITR

```

// StopInstructionPrefetchAndEnableITR()
// =====

StopInstructionPrefetchAndEnableITR();

```

## Library pseudocode for shared/debug/halting/UpdateDbgAuthStatus

```
// UpdateDbgAuthStatus()
// =====
// Provides information about the state of the
// IMPLEMENTATION DEFINED authentication interface for debug.

UpdateDbgAuthStatus()
    bits(2) nsid, nsnid;
    bits(2) sid, snid;
    bits(2) rlid, rtid;
    if SecureOnlyImplementation\(\) then
        nsid = '00';
    elseif ExternalInvasiveDebugEnabled\(\) then
        nsid = '11';           // Non-secure Invasive debug implemented and enabled.
    else
        nsid = '10';           // Non-secure Invasive debug implemented and disabled.

    if SecureOnlyImplementation\(\) then
        nsnid = '00';
    elseif ExternalNoninvasiveDebugEnabled\(\) then
        nsnid = '11';           // Non-secure Non-Invasive debug implemented and enabled.
    else
        nsnid = '10';           // Non-secure Non-Invasive debug implemented and disabled.

    if !HaveSecureState\(\) then
        sid = '00';
    elseif ExternalSecureInvasiveDebugEnabled\(\) then
        sid = '11';           // Secure Invasive debug implemented and enabled.
    else
        sid = '10';           // Secure Invasive debug implemented and disabled.

    if !HaveSecureState\(\) then
        snid = '00';
    elseif ExternalSecureNoninvasiveDebugEnabled\(\) then
        snid = '11';           // Secure Non-Invasive debug implemented and enabled.
    else
        snid = '10';           // Secure Non-Invasive debug implemented and disabled.

    if !IsFeatureImplemented\(FEAT\_RME\) then
        rlid = '00';
    elseif ExternalRealmInvasiveDebugEnabled\(\) then
        rlid = '11';           // Realm Invasive debug implemented and enabled.
    else
        rlid = '10';           // Realm Invasive debug implemented and disabled.

    if !IsFeatureImplemented\(FEAT\_RME\) then
        rtid = '00';
    elseif ExternalRootInvasiveDebugEnabled\(\) then
        rtid = '11';           // Root Invasive debug implemented and enabled.
    else
        rtid = '10';           // Root Invasive debug implemented and disabled.

    DBGAUTHSTATUS_EL1.NSID = nsid;
    DBGAUTHSTATUS_EL1.NSNID = nsnid;
    DBGAUTHSTATUS_EL1.SID = sid;
    DBGAUTHSTATUS_EL1.SNID = snid;
    DBGAUTHSTATUS_EL1.RLID = rlid;
    DBGAUTHSTATUS_EL1.RLNID = rlid;           // Field has the same value as DBGAUTHSTATUS_EL1.RLID.
    DBGAUTHSTATUS_EL1.RTID = rtid;
    DBGAUTHSTATUS_EL1.RTNID = rtid;           // Field has the same value as DBGAUTHSTATUS_EL1.RTID.
    return;
```

## Library pseudocode for shared/debug/halting/UpdateEDHSR

```
// UpdateEDHSR()
// =====
// Update EDHSR watchpoint related fields.

UpdateEDHSR(bits(6) reason, FaultRecord fault)
    bits(64) syndrome = Zeros(64);
    if reason == DebugHalt\_Watchpoint then
        if IsFeatureImplemented(FEAT_GCS) && fault.accessdesc.acctype == AccessType\_GCS then
            syndrome<40> = '1'; // GCS
        syndrome<23:0> = WatchpointRelatedSyndrome(fault, EDWAR);
        if IsFeatureImplemented(FEAT_Debugv8p9) then
            if fault.write then syndrome<6> = '1'; // WnR
            if fault.accessdesc.acctype IN {AccessType\_DC, AccessType\_IC, AccessType\_AT} then
                syndrome<8> = '1'; // CM
            if IsFeatureImplemented(FEAT_NV2) && fault.accessdesc.acctype == AccessType\_NV2 then
                syndrome<13> = '1'; // VNCR
    else
        syndrome = bits(64) UNKNOWN;

    EDHSR = syndrome;
```

## Library pseudocode for shared/debug/halting/UpdateEDSCRFields

```
// UpdateEDSCRFields()
// =====
// Update EDSCR PE state fields

UpdateEDSCRFields()
    if !Halted() then
        EDSCR.EL = '00';
        if IsFeatureImplemented(FEAT_RME) then
            // SDD bit.
            EDSCR.SDD = if ExternalRootInvasiveDebugEnabled() then '0' else '1';
            EDSCR.<NSE,NS> = bits(2) UNKNOWN;
        else
            // SDD bit.
            EDSCR.SDD = if ExternalSecureInvasiveDebugEnabled() then '0' else '1';
            EDSCR.NS = bit UNKNOWN;

        EDSCR.RW = '1111';
    else
        EDSCR.EL = PSTATE.EL;
        // Error Pending.
        if EL2Enabled() && HCR_EL2.<AMO,TGE> == '10' && PSTATE.EL IN {EL0,EL1} then
            EDSCR.A = if IsVirtualSErrorPending() then '1' else '0';
        else
            EDSCR.A = if IsPhysicalSErrorPending() then '1' else '0';

        ss = CurrentSecurityState();
        if IsFeatureImplemented(FEAT_RME) then
            case ss of
                when SS_Secure      EDSCR.<NSE,NS> = '00';
                when SS_NonSecure    EDSCR.<NSE,NS> = '01';
                when SS_Root         EDSCR.<NSE,NS> = '10';
                when SS_Realm        EDSCR.<NSE,NS> = '11';
            else
                EDSCR.NS = if ss == SS_Secure then '0' else '1';

        bits(4) RW;
        RW<1> = if ELUsingAArch32(EL1) then '0' else '1';
        if PSTATE.EL != EL0 then
            RW<0> = RW<1>;
        else
            RW<0> = if UsingAArch32() then '0' else '1';
        if !HaveEL(EL2) || (HaveEL(EL3) && SCR_curr[].NS == '0' && !IsSecureEL2Enabled()) then
            RW<2> = RW<1>;
        else
            RW<2> = if ELUsingAArch32(EL2) then '0' else '1';
        if !HaveEL(EL3) then
            RW<3> = RW<2>;
        else
            RW<3> = if ELUsingAArch32(EL3) then '0' else '1';

        // The least-significant bits of EDSCR.RW are UNKNOWN if any higher EL is using AArch32.
        if RW<3> == '0' then RW<2:0> = bits(3) UNKNOWN;
        elsif RW<2> == '0' then RW<1:0> = bits(2) UNKNOWN;
        elsif RW<1> == '0' then RW<0> = bit UNKNOWN;
        EDSCR.RW = RW;
    return;
```



## Library pseudocode for shared/debug/haltingevents/CheckExceptionCatch

```
// CheckExceptionCatch()
// =====
// Check whether an Exception Catch debug event is set on the current Exception level

CheckExceptionCatch(boolean exception_entry)
    // Called after an exception entry or exit, that is, such that the Security state
    // and PSTATE.EL are correct for the exception target. When FEAT_Debugv8p2
    // is not implemented, this function might also be called at any time.
    ss = SecurityStateAtEL(PSTATE.EL);
    integer base;

    case ss of
        when SS\_Secure      base = 0;
        when SS\_NonSecure  base = 4;
        when SS\_Realm      base = 16;
        when SS\_Root       base = 0;
    if HaltingAllowed() then
        boolean halt;
        if IsFeatureImplemented(FEAT_Debugv8p2) then
            exception_exit = !exception_entry;
            increment = if ss == SS\_Realm then 4 else 8;
            ctrl = EDECCR<UInt(PSTATE.EL) + base + increment>:EDECCR<UInt(PSTATE.EL) + base>;
            case ctrl of
                when '00'  halt = FALSE;
                when '01'  halt = TRUE;
                when '10'  halt = (exception_exit == TRUE);
                when '11'  halt = (exception_entry == TRUE);
            else
                halt = (EDECCR<UInt(PSTATE.EL) + base> == '1');

            if halt then
                if IsFeatureImplemented(FEAT_Debugv8p8) && exception_entry then
                    EDESR.EC = '1';
                else
                    Halt(DebugHalt\_ExceptionCatch);
```

## Library pseudocode for shared/debug/haltingevents/CheckHaltingStep

```
// CheckHaltingStep()
// =====
// Check whether EDESR.SS has been set by Halting Step

CheckHaltingStep(boolean is_async)
    step_enabled = EDECR.SS == '1' && HaltingAllowed();
    active_pending = step_enabled && EDESR.SS == '1';
    if active_pending then
        if HaltingStep\_DidNotStep() then
            FaultRecord fault = NoFault();
            Halt(DebugHalt\_Step\_NoSyndrome, is_async, fault);
        elsif HaltingStep\_SteppedEX() then
            FaultRecord fault = NoFault();
            Halt(DebugHalt\_Step\_Exclusive, is_async, fault);
        else
            FaultRecord fault = NoFault();
            Halt(DebugHalt\_Step\_Normal, is_async, fault);
    if step_enabled then ShouldAdvanceHS = TRUE;
    return;
```

### Library pseudocode for shared/debug/haltingevents/CheckOSUnlockCatch

```
// CheckOSUnlockCatch()
// =====
// Called on unlocking the OS Lock to pend an OS Unlock Catch debug event

CheckOSUnlockCatch()
    if ((IsFeatureImplemented(FEAT_DoPD) && CTIDEVCTL.OSUCE == '1') ||
        (!IsFeatureImplemented(FEAT_DoPD) && EDECR.OSUCE == '1')) then
        if !Halted() then EDESR.OSUC = '1';
```

### Library pseudocode for shared/debug/haltingevents/CheckPendingExceptionCatch

```
// CheckPendingExceptionCatch()
// =====
// Check whether EDESR.EC has been set by an Exception Catch debug event.

CheckPendingExceptionCatch(boolean is_async)
    if IsFeatureImplemented(FEAT_Debugv8p8) && HaltingAllowed() && EDESR.EC == '1' then
        FaultRecord fault = NoFault();
        Halt(DebugHalt\_ExceptionCatch, is_async, fault);
```

### Library pseudocode for shared/debug/haltingevents/CheckPendingOSUnlockCatch

```
// CheckPendingOSUnlockCatch()
// =====
// Check whether EDESR.OSUC has been set by an OS Unlock Catch debug event

CheckPendingOSUnlockCatch()
    if HaltingAllowed() && EDESR.OSUC == '1' then
        boolean is_async = TRUE;
        FaultRecord fault = NoFault();
        Halt(DebugHalt\_OSUnlockCatch, is_async, fault);
```

### Library pseudocode for shared/debug/haltingevents/CheckPendingResetCatch

```
// CheckPendingResetCatch()
// =====
// Check whether EDESR.RC has been set by a Reset Catch debug event

CheckPendingResetCatch()
    if HaltingAllowed() && EDESR.RC == '1' then
        boolean is_async = TRUE;
        FaultRecord fault = NoFault();
        Halt(DebugHalt\_ResetCatch, is_async, fault);
```

### Library pseudocode for shared/debug/haltingevents/CheckResetCatch

```
// CheckResetCatch()
// =====
// Called after reset

CheckResetCatch()
    if ((IsFeatureImplemented(FEAT_DoPD) && CTIDEVCTL.RCE == '1') ||
        (!IsFeatureImplemented(FEAT_DoPD) && EDECR.RCE == '1')) then
        EDESR.RC = '1';
        // If halting is allowed then halt immediately
        if HaltingAllowed() then Halt(DebugHalt\_ResetCatch);
```

## Library pseudocode for shared/debug/haltingevents/CheckSoftwareAccessToDebugRegisters

```
// CheckSoftwareAccessToDebugRegisters()
// =====
// Check for access to Breakpoint and Watchpoint registers.

CheckSoftwareAccessToDebugRegisters()
    os_lock = (if ELUsingAArch32(EL1) then DBGOSLSR.OSLK else OSLSR_EL1.OSLK);
    if HaltingAllowed() && EDCR.TDA == '1' && os_lock == '0' then
        Halt(DebugHalt\_SoftwareAccess);
```

## Library pseudocode for shared/debug/haltingevents/CheckTRBEHalt

```
// CheckTRBEHalt()
// =====

CheckTRBEHalt()
    if !IsFeatureImplemented(FEAT_Debugv8p9) || !IsFeatureImplemented(FEAT_TRBE_EXT) then
        return;

    if (HaltingAllowed() && TraceBufferEnabled() &&
        TRBSR_EL1.IRQ == '1' && EDCR.TRBE == '1') then
        Halt(DebugHalt\_EDBGRQ);
```

## Library pseudocode for shared/debug/haltingevents/ExternalDebugRequest

```
// ExternalDebugRequest()
// =====

ExternalDebugRequest()
    if HaltingAllowed() then
        boolean is_async = TRUE;
        FaultRecord fault = NoFault();
        Halt(DebugHalt\_EDBGRQ, is_async, fault);
    // Otherwise the CTI continues to assert the debug request until it is taken.
```

## Library pseudocode for shared/debug/haltingevents/HSAdvance

```
// HSAdvance()
// =====
// Advance the Halting Step State Machine

HSAdvance()
    if !ShouldAdvanceHS then return;
    step_enabled = EDCR.SS == '1' && HaltingAllowed();
    active_not_pending = step_enabled && EDCR.SS == '0';
    if active_not_pending then EDCR.SS = '1'; // set as pending.
    ShouldAdvanceHS = FALSE;
    return;
```

## Library pseudocode for shared/debug/haltingevents/HaltingStep\_DidNotStep

```
// HaltingStep_DidNotStep()
// =====
// Returns TRUE if the previously executed instruction was executed in the inactive state, that is,
// if it was not itself stepped.

boolean HaltingStep_DidNotStep();
```

## Library pseudocode for shared/debug/haltingevents/HaltingStep\_SteppedEX

```
// HaltingStep_SteppedEX()
// =====
// Returns TRUE if the previously executed instruction was a Load-Exclusive class instruction
// executed in the active-not-pending state.

boolean HaltingStep_SteppedEX();
```

## Library pseudocode for shared/debug/interrupts/ExternalDebugInterruptsDisabled

```
// ExternalDebugInterruptsDisabled()
// =====
// Determine whether EDSCR disables interrupts routed to 'target'.

boolean ExternalDebugInterruptsDisabled(bits(2) target)
    boolean int_dis;
    SecurityState ss = SecurityStateAtEL(target);
    if IsFeatureImplemented(FEAT_Debugv8p4) then
        if EDSCR.INTdis<0> == '1' then
            case ss of
                when SS\_NonSecure int_dis = ExternalInvasiveDebugEnabled();
                when SS\_Secure int_dis = ExternalSecureInvasiveDebugEnabled();
                when SS\_Realm int_dis = ExternalRealmInvasiveDebugEnabled();
                when SS\_Root int_dis = ExternalRootInvasiveDebugEnabled();
            else
                int_dis = FALSE;
        else
            case target of
                when EL3
                    int_dis = (EDSCR.INTdis == '11' && ExternalSecureInvasiveDebugEnabled());
                when EL2
                    int_dis = (EDSCR.INTdis IN {'1x'} && ExternalInvasiveDebugEnabled());
                when EL1
                    if ss == SS\_Secure then
                        int_dis = (EDSCR.INTdis IN {'1x'} && ExternalSecureInvasiveDebugEnabled());
                    else
                        int_dis = (EDSCR.INTdis != '00' && ExternalInvasiveDebugEnabled());
            return int_dis;
```

## Library pseudocode for shared/debug/pmu

```
array integer PMUEventAccumulator[0..30]; // Accumulates PMU events for a cycle

array boolean PMULastThresholdValue[0..30]; // A record of the threshold result for each
```

## Library pseudocode for shared/debug/pmu/CYCLE\_COUNTER\_ID

```
constant integer CYCLE_COUNTER_ID = 31;
```

## Library pseudocode for shared/debug/pmu/CheckForPMUOverflow

```
// CheckForPMUOverflow()
// =====
// Signal Performance Monitors overflow IRQ and CTI overflow events.
// Called before each instruction is executed.

CheckForPMUOverflow()
    boolean check_cnten = FALSE;
    boolean check_e      = TRUE;
    boolean check_inten  = TRUE;
    boolean include_lo   = TRUE;
    boolean include_hi   = TRUE;
    boolean exclude_cyc  = FALSE;
    boolean exclude_sync = FALSE;

    boolean enabled = PMUIInterruptEnabled\(\);
    boolean pmuirq = PMUOverflowCondition(check_e, check_cnten, check_inten,
                                         include_hi, include_lo,
                                         exclude_cyc, exclude_sync);

    SetInterruptRequestLevel(InterruptID\_PMIIRQ,
                           if enabled && pmuirq then Signal\_High else Signal\_Low);
    CTI\_SetEventLevel(CrossTriggerIn\_PMUOverflow,
                    if pmuirq then Signal\_High else Signal\_Low);

    // The request remains set until the condition is cleared.
    // For example, an interrupt handler or cross-triggered event handler clears
    // the overflow status flag by writing to PMOVSLR_EL0.

    if IsFeatureImplemented(FEAT_PMUv3p9) && IsFeatureImplemented(FEAT_Debugv8p9) then
        if pmuirq && EDECR.PME == '1' then ExternalDebugRequest();

    if ShouldBRBEFreeze() then
        BRBEFreeze();

    return;
```

## Library pseudocode for shared/debug/pmu/ClearEventCounters

```
// ClearEventCounters()
// =====
// Zero all the event counters.
// Called on a write to PMCR_EL0 or PMCR that writes '1' to PMCR_EL0.P or PMCR.P.

ClearEventCounters()
    // Although ZeroPMUCounters implements the functionality for PMUACR_EL1
    // that is part of FEAT_PMUv3p9, it should be noted that writes to
    // PMCR_EL0 are not allowed at EL0 when PMUSERENR_EL0.UEN is 1, meaning
    // it is not relevant in this case.
    ZeroPMUCounters(Zeros(33) : Ones(31));
```



```

// CountPMUEvents()
// =====
// Return TRUE if counter "idx" should count its event.
// For the cycle counter, idx == CYCLE_COUNTER_ID (31).
// For the instruction counter, idx == INSTRUCTION_COUNTER_ID (32).

boolean CountPMUEvents(integer idx)
    constant integer counters = GetNumEventCounters();
    assert (idx == CYCLE\_COUNTER\_ID || idx < counters ||
            (idx == INSTRUCTION\_COUNTER\_ID && IsFeatureImplemented(FEAT_PMuV3_ICNTR)));

    boolean debug;
    boolean enabled;
    boolean prohibited;
    boolean filtered;
    boolean frozen;
    boolean resvd_for_el2;
    bit e;

    // Event counting is disabled in Debug state
    debug = Halted();

    // Software can reserve some counters for EL2
    resvd_for_el2 = PMUCounterIsHyp(idx);
    ss = CurrentSecurityState();

    // Main enable controls
    case idx of
        when INSTRUCTION\_COUNTER\_ID
            assert HaveAArch64();
            enabled = PMCR_EL0.E == '1' && PMCNTENSET_EL0.F0 == '1';
        when CYCLE\_COUNTER\_ID
            if HaveAArch64() then
                enabled = PMCR_EL0.E == '1' && PMCNTENSET_EL0.C == '1';
            else
                enabled = PMCR.E == '1' && PMCNTENSET.C == '1';
        otherwise
            if resvd_for_el2 then
                e = if HaveAArch64() then MDCR_EL2.HPME else HDCR.HPME;
            else
                e = if HaveAArch64() then PMCR_EL0.E else PMCR.E;
            if HaveAArch64() then
                enabled = e == '1' && PMCNTENSET_EL0<idx> == '1';
            else
                enabled = e == '1' && PMCNTENSET<idx> == '1';
            // Event counter <n> does not count when all of the following are true:
            // - FEAT_SEBEP is implemented
            // - PMEVTYPER<n>_EL0.SYNC == 1
            // - Event counter <n> is configured to count an event that is not a synchronous event
            if (IsFeatureImplemented(FEAT_SEBEP) && PMEVTYPER_EL0[idx].SYNC == '1' &&
                !IsSupportingPMUSynchronousMode(PMEVTYPER_EL0[idx].evtCount)) then
                enabled = FALSE;

    // Event counting is allowed unless it is prohibited by any rule below
    prohibited = FALSE;

    // Event counting in Secure state or at EL3 is prohibited if all of:
    // * EL3 is implemented
    // * One of the following is true:
    //   - EL3 is using AArch64, MDCR_EL3.SPME == 0, and either:
    //     - FEAT_PMuV3p7 is not implemented
    //     - MDCR_EL3.MPMX == 0
    //   - EL3 is using AArch32 and SDCR.SPME == 0
    // * Executing at EL0 using AArch32 and one of the following is true:
    //   - EL3 is using AArch32 and SDER.SUNIDEN == 0
    //   - EL3 is using AArch64, EL1 is using AArch32, and SDER32_EL3.SUNIDEN == 0
    if HaveEL(EL3) && (ss == SS\_Secure || PSTATE.EL == EL3) then
        if !ELUsingAArch32(EL3) then
            prohibited = (MDCR_EL3.SPME == '0' && IsFeatureImplemented(FEAT_PMuV3p7) &&
                MDCR_EL3.MPMX == '0');

```

```

else
    prohibited = SDCR.SPME == '0';

if prohibited && PSTATE.EL == EL0 then
    if ELUsingAArch32\(EL3\) then
        prohibited = SDER.SUNIDEN == '0';
    elseif ELUsingAArch32\(EL1\) then
        prohibited = SDER32_EL3.SUNIDEN == '0';

// Event counting at EL3 is prohibited if all of:
// * FEAT_PMuV3p7 is implemented
// * EL3 is using AArch64
// * One of the following is true:
//   - MDCR_EL3.SPME == 0
//   - PMNx is not reserved for EL2
// * MDCR_EL3.MPMX == 1
if !prohibited && IsFeatureImplemented(FEAT_PMuV3p7) && PSTATE.EL == EL3 && HaveAArch64\(\) then
    prohibited = MDCR_EL3.MPMX == '1' && (MDCR_EL3.SPME == '0' || !resvd_for_el2);

// Event counting at EL2 is prohibited if all of:
// * The HPMD Extension is implemented
// * PMNx is not reserved for EL2
// * EL2 is using AArch64 and MDCR_EL2.HPMD == 1 or EL2 is using AArch32 and HDCR.HPMD == 1
if !prohibited && PSTATE.EL == EL2 && IsFeatureImplemented(FEAT_PMuV3p1) && !resvd_for_el2 then
    hpmd = if HaveAArch64\(\) then MDCR_EL2.HPMD else HDCR.HPMD;
    prohibited = hpmd == '1';

// The IMPLEMENTATION DEFINED authentication interface might override software
if prohibited && !IsFeatureImplemented(FEAT_Debugv8p2) then
    prohibited = !ExternalSecureNoninvasiveDebugEnabled\(\);

// If FEAT_PMuV3p7 is implemented, event counting can be frozen
if IsFeatureImplemented(FEAT_PMuV3p7) then
    bit fz;
    if resvd_for_el2 then
        fz = if HaveAArch64\(\) then MDCR_EL2.HPMFZO else HDCR.HPMFZO;
    else
        fz = if HaveAArch64\(\) then PMCR_EL0.FZO else PMCR.FZO;
    frozen = (fz == '1') && ShouldPMUFreeze(resvd_for_el2);
    frozen = frozen || SPEFreezeOnEvent(idx);
else
    frozen = FALSE;

// PMCR_EL0.DP or PMCR.DP disables the cycle counter when event counting is prohibited
// or frozen
if (prohibited || frozen) && idx == CYCLE\_COUNTER\_ID then
    dp = if HaveAArch64\(\) then PMCR_EL0.DP else PMCR.DP;
    enabled = enabled && dp == '0';
    // Otherwise whether event counting is prohibited or frozen does not affect the cycle
    // counter
    prohibited = FALSE;
    frozen = FALSE;

// If FEAT_PMuV3p5 is implemented, cycle counting can be prohibited.
// This is not overridden by PMCR_EL0.DP.
if IsFeatureImplemented(FEAT_PMuV3p5) && idx == CYCLE\_COUNTER\_ID then
    if HaveEL\(EL3\) && (ss == SS\_Secure || PSTATE.EL == EL3) then
        sccd = if HaveAArch64\(\) then MDCR_EL3.SCCD else SDCR.SCCD;
        if sccd == '1' then
            prohibited = TRUE;

    if PSTATE.EL == EL2 then
        hccd = if HaveAArch64\(\) then MDCR_EL2.HCCD else HDCR.HCCD;
        if hccd == '1' then
            prohibited = TRUE;

// If FEAT_PMuV3p7 is implemented, cycle counting can be prohibited at EL3.
// This is not overridden by PMCR_EL0.DP.
if IsFeatureImplemented(FEAT_PMuV3p7) && idx == CYCLE\_COUNTER\_ID then
    if PSTATE.EL == EL3 && HaveAArch64\(\) && MDCR_EL3.MCCD == '1' then

```



```

        prohibited = TRUE;

// Event counting can be filtered by the {P, U, NSK, NSU, NSH, M, SH, RLK, RLU, RLH} bits
bits(32) filter;
case idx of
    when INSTRUCTION\_COUNTER\_ID
        filter = PMICFILTR_EL0<31:0>;
    when CYCLE\_COUNTER\_ID
        filter = if HaveAArch64() then PMCCFILTR_EL0<31:0> else PMCCFILTR;
    otherwise
        filter = if HaveAArch64() then PMEVTYPER_EL0[idx]<31:0> else PMEVTYPER[idx];

p    = filter<31>;
u    = filter<30>;
nsk = if HaveEL(EL3) then filter<29> else '0';
nsu = if HaveEL(EL3) then filter<28> else '0';
nsh = if HaveEL(EL2) then filter<27> else '0';
m    = if HaveEL(EL3) && HaveAArch64() then filter<26> else '0';
sh   = if HaveEL(EL3) && IsFeatureImplemented(FEAT_SEL2) then filter<24> else '0';
rlk = if IsFeatureImplemented(FEAT_RME) then filter<22> else '0';
rlu = if IsFeatureImplemented(FEAT_RME) then filter<21> else '0';
rlh = if IsFeatureImplemented(FEAT_RME) then filter<20> else '0';

ss = CurrentSecurityState();
case PSTATE.EL of
    when EL0
        case ss of
            when SS\_NonSecure filtered = u != nsu;
            when SS\_Secure   filtered = u == '1';
            when SS\_Realm   filtered = u != rlu;
        when EL1
            case ss of
                when SS\_NonSecure filtered = p != nsk;
                when SS\_Secure   filtered = p == '1';
                when SS\_Realm   filtered = p != rlk;
            when EL2
                case ss of
                    when SS\_NonSecure filtered = nsh == '0';
                    when SS\_Secure   filtered = nsh == sh;
                    when SS\_Realm   filtered = nsh == rlh;
            when EL3
                if HaveAArch64() then
                    filtered = m != p;
                else
                    filtered = p == '1';

if IsFeatureImplemented(FEAT_PMUv3_SME) then
    boolean is_streaming_mode = PSTATE.SM == '1';
    bits(2) vs;
    case idx of
        when INSTRUCTION\_COUNTER\_ID
            vs = PMICFILTR_EL0.VS;
        when CYCLE\_COUNTER\_ID
            vs = PMCCFILTR_EL0.VS;
        otherwise
            vs = PMEVTYPER_EL0[idx].VS;

    boolean streaming_mode_filtered;
    if vs == '11' then
        streaming_mode_filtered = ConstrainUnpredictableBool(Unpredictable\_RES\_PMU\_VS);
    else
        streaming_mode_filtered = ((is_streaming_mode && vs<0> == '1') ||
                                   (!is_streaming_mode && vs<1> == '1'));

    filtered = filtered || streaming_mode_filtered;

return !debug && enabled && !prohibited && !filtered && !frozen;

```

## Library pseudocode for shared/debug/pmu/EffectiveHPMN

```
// EffectiveHPMN()
// =====
// Returns the Effective value of MDCR_EL2.HPMN or HDCR.HPMN.

bits(5) EffectiveHPMN()
    constant integer counters = GetNumEventCounters();
    bits(5) hpmn_bits;

    if HaveEL(EL2) then // Software can reserve some event counters for EL2
        hpmn_bits = if HaveAArch64() then MDCR_EL2.HPMN else HDCR.HPMN;

        if (UInt(hpmn_bits) > counters ||
            (!IsFeatureImplemented(FEAT_HPMN0) && IsZero(hpmn_bits))) then
            (-, hpmn_bits) = ConstrainUnpredictableBits(Unpredictable\_RES\_HPMN, 5);
    else
        hpmn_bits = counters<4:0>;

    return hpmn_bits;
```

## Library pseudocode for shared/debug/pmu/GetNumEventCounters

```
// GetNumEventCounters()
// =====
// Returns the number of event counters implemented. This is indicated to software at the
// highest Exception level by PMCR.N in AArch32 state, and PMCR_EL0.N in AArch64 state.

integer GetNumEventCounters()
    return integer IMPLEMENTATION_DEFINED "Number of event counters";
```

## Library pseudocode for shared/debug/pmu/GetNumEventCountersAccessible

```
// GetNumEventCountersAccessible()
// =====
// Return the number of event counters that can be accessed at the current Exception level.

integer GetNumEventCountersAccessible()
    integer n;

    // Software can reserve some counters for EL2
    if PSTATE.EL IN {EL1, EL0} && EL2Enabled() then
        n = UInt(EffectiveHPMN());
    else
        n = GetNumEventCounters();

    return n;
```

## Library pseudocode for shared/debug/pmu/GetPMUAccessMask

```
// GetPMUAccessMask()
// =====
// Return a mask of the PMU counters accessible at the current Exception level

bits(64) GetPMUAccessMask()
    bits(64) mask = Zeros(64);

    // PMICNTR_EL0 is only accessible at EL0 using AArch64 when PMUSERENR_EL0.UEN is 1.
    if IsFeatureImplemented(FEAT_PMUv3_ICNTR) && !UsingAArch32() then
        assert IsFeatureImplemented(FEAT_PMUv3p9);
        if PSTATE.EL != EL0 || PMUSERENR_EL0.UEN == '1' then
            mask<INSTRUCTION\_COUNTER\_ID> = '1';

    // PMCCNTR_EL0 is always implemented and accessible
    mask<CYCLE\_COUNTER\_ID> = '1';

    // PMEVCNTR<n>_EL0
    constant integer counters = GetNumEventCountersAccessible();
    if counters > 0 then
        mask<counters-1:0> = Ones(counters);

    // Check EL0 ignore access conditions
    if (IsFeatureImplemented(FEAT_PMUv3p9) && !ELUsingAArch32(EL1) &&
        PSTATE.EL == EL0 && PMUSERENR_EL0.UEN == '1') then
        mask = mask AND PMUACR_EL1; // User access control

    return mask;
```

## Library pseudocode for shared/debug/pmu/GetPMUReadMask

```
// GetPMUReadMask()
// =====
// Return a mask of the PMU counters that can be read at the current
// Exception level.
// This mask masks reads from PMCNTENSET_EL0, PMCNTENCLR_EL0, PMINTENSET_EL1,
// PMINTENCLR_EL1, PMOVSSET_EL0, and PMOVSCCLR_EL0.

bits(64) GetPMUReadMask()
    bits(64) mask = GetPMUAccessMask();

    // Additional PMICNTR_EL0 accessibility checks. PMICNTR_EL0 controls read-as-zero
    // if a read of PMICFILTR_EL0 would be trapped to a higher Exception level.
    if IsFeatureImplemented(FEAT_PMUv3_ICNTR) && mask<INSTRUCTION\_COUNTER\_ID> == '1' then
        // Check for trap to EL3.
        if HaveEL(EL3) && PSTATE.EL != EL3 && MDCR_EL3.EnPM2 == '0' then
            mask<INSTRUCTION\_COUNTER\_ID> = '0';

        // Check for trap to EL2.
        if EL2Enabled() && PSTATE.EL IN {EL0, EL1} && HCR_EL2.<E2H,TGE> != '11' then
            // If FEAT_PMUv3_ICNTR and EL2 are implemented, then so is FEAT_FGT2.
            assert IsFeatureImplemented(FEAT_FGT2);
            if ((HaveEL(EL3) && SCR_EL3.FGTEn2 == '0') ||
                HDFGRTR2_EL2.nPMICFILTR_EL0 == '0') then
                mask<INSTRUCTION\_COUNTER\_ID> = '0';

    // Traps on other counters do not affect those counters' controls in the same way.

    return mask;
```

## Library pseudocode for shared/debug/pmu/GetPMUWriteMask

```
// GetPMUWriteMask()
// =====
// Return a mask of the PMU counters writable at the current Exception level.
// This mask masks writes to PMCNTENSET_EL0, PMCNTENCLR_EL0, PMINTENSET_EL1,
// PMINTENCLR_EL1, PMOVSSET_EL0, PMOVSCCLR_EL0, and PMZR_EL0.
// 'write_counter' is TRUE for a write to PMZR_EL0, when the counter is being
// updated, and FALSE for other cases when the controls are being updated.

bits(64) GetPMUWriteMask(boolean write_counter)
    bits(64) mask = GetPMUAccessMask\(\);

    // Check EL0 ignore write conditions
    if (IsFeatureImplemented(FEAT_PMUv3p9) && !ELUsingAArch32\(EL1\) &&
        PSTATE.EL == EL0 && PMUSERENR_EL0.UEN == '1') then
        if (IsFeatureImplemented(FEAT_PMUv3_ICNTR) &&
            PMUSERENR_EL0.IR == '1') then // PMICNTR_EL0 read-only
            mask<INSTRUCTION\_COUNTER\_ID> = '0';
        if PMUSERENR_EL0.CR == '1' then // PMCCNTR_EL0 read-only
            mask<CYCLE\_COUNTER\_ID> = '0';
        if PMUSERENR_EL0.ER == '1' then // PMEVCNTR<n>_EL0 read-only
            mask<30:0> = Zeros(31);

    // Additional PMICNTR_EL0 accessibility checks. PMICNTR_EL0 controls ignore writes
    // if a write of PMICFILTR_EL0 would be trapped to a higher Exception level.
    // Indirect writes to PMICNTR_EL0 (through PMZR_EL0) are ignored if a write of
    // PMICNTR_EL0 would be trapped to a higher Exception level.
    if IsFeatureImplemented(FEAT_PMUv3_ICNTR) && mask<INSTRUCTION\_COUNTER\_ID> == '1' then
        // Check for trap to EL3.
        if HaveEL\(EL3\) && PSTATE.EL != EL3 && MDCR_EL3.EnPM2 == '0' then
            mask<INSTRUCTION\_COUNTER\_ID> = '0';

        // Check for trap to EL2.
        if EL2Enabled\(\) && PSTATE.EL IN {EL0, EL1} && HCR_EL2.<E2H,TGE> != '11' then
            // If FEAT_PMUv3_ICNTR and EL2 are implemented, then so is FEAT_FGT2.
            assert IsFeatureImplemented(FEAT_FGT2);
            fgt_bit = (if write_counter then HDFGWTR2_EL2.nPMICNTR_EL0
                        else HDFGWTR2_EL2.nPMICFILTR_EL0);
            if (HaveEL\(EL3\) && SCR_EL3.FGTEn2 == '0') || fgt_bit == '0' then
                mask<INSTRUCTION\_COUNTER\_ID> = '0';

    // Traps on other counters do not affect those counters' controls in the same way.

    return mask;
```

## Library pseudocode for shared/debug/pmu/HasElapsed64Cycles

```
// HasElapsed64Cycles()
// =====
// Returns TRUE if 64 cycles have elapsed between the last count, and FALSE otherwise.

boolean HasElapsed64Cycles();
```

## Library pseudocode for shared/debug/pmu/INSTRUCTION\_COUNTER\_ID

```
constant integer INSTRUCTION_COUNTER_ID = 32;
```

## Library pseudocode for shared/debug/pmu/IncrementInstructionCounter

```
// IncrementInstructionCounter()
// =====
// Increment the instruction counter and possibly set overflow bits.

IncrementInstructionCounter(integer increment)
    if CountPMUEvents\(INSTRUCTION\_COUNTER\_ID\) then
        integer old_value = UInt\(PMICNTR\_EL0\);
        integer new_value = old_value + increment;
        PMICNTR_EL0 = new_value<63:0>;

        // The effective value of PMCR_EL0.LP is '1' for the instruction counter
        if old_value<64> != new_value<64> then
            PMOVSSET_EL0.F0 = '1';
            PMOVSLR_EL0.F0 = '1';

    return;
```

## Library pseudocode for shared/debug/pmu/PMUCaptureEvent

```
// PMUCaptureEvent()
// =====
// If permitted and enabled, generate a PMU snapshot Capture event.

PMUCaptureEvent()
    assert HaveEL\(EL3\) && IsFeatureImplemented(FEAT_PMUv3_SS) && HaveAArch64\(\);
    boolean debug_state = Halted\(\);

    if !PMUCaptureEventAllowed\(\) then
        // Indicate a Capture event completed, unsuccessfully
        PMSSCR_EL1.<NC,SS> = '10';
        return;

    constant integer counters = GetNumEventCounters\(\);
    for idx = 0 to counters - 1
        PMEVCNTRSVR_EL1[idx] = PMEVCNTR_EL0[idx];

    PMCCNTRSVR_EL1 = PMCCNTR_EL0;

    if IsFeatureImplemented(FEAT_PMUv3_ICNTR) then
        PMICNTRSVR_EL1 = PMICNTR_EL0;

    if IsFeatureImplemented(FEAT_PCSRv8p9) && PMPCCTL.SS == '1' then
        if pc_sample.valid && !debug_state then
            SetPCSRActive\(\);
            SetPCSample\(\);
        else
            SetPCSRUnknown\(\);

    if (IsFeatureImplemented(FEAT_BRBE) && BranchRecordAllowed(PSTATE.EL) &&
        BRBCR_EL1.FZPSS == '1' && (!HaveEL\(EL2\) || BRBCR_EL2.FZPSS == '1')) then
        BRBEFreeze\(\);

    // Indicate a successful Capture event
    PMSSCR_EL1.<NC,SS> = '00';
    if !debug_state || ConstrainUnpredictableBool(Unpredictable\_PMUSNAPSHOTEVENT) then
        PMUEvent(PMU_EVENT_PMU_SNAPSHOT);

    return;
```

## Library pseudocode for shared/debug/pmu/PMUCaptureEventAllowed

```
// PMUCaptureEventAllowed()
// =====
// Returns TRUE if PMU Capture events are allowed, and FALSE otherwise.

boolean PMUCaptureEventAllowed()
    if !IsFeatureImplemented(FEAT_PMuV3_SS) || !HaveAArch64() then
        return FALSE;

    if !PMUCaptureEventEnabled() || OSLockStatus() then
        return FALSE;
    elseif HaveEL(EL3) && MDCR_EL3.PMSSE != '01' then
        return MDCR_EL3.PMSSE == '11';
    elseif HaveEL(EL2) && MDCR_EL2.PMSSE != '01' then
        return MDCR_EL2.PMSSE == '11';
    else
        bits(2) pmsse_el1 = PMECR_EL1.SSE;
        if pmsse_el1 == '01' then // Reserved value
            Constraint c;
            (c, pmsse_el1) = ConstrainUnpredictableBits(Unpredictable_RESPMSSE, 2);
            assert c IN {Constraint_DISABLED, Constraint_UNKNOWN};
            if c == Constraint_DISABLED then pmsse_el1 = '00';
            // Otherwise the value returned by ConstrainUnpredictableBits must be
            // a non-reserved value
        return pmsse_el1 == '11';
```

## Library pseudocode for shared/debug/pmu/PMUCaptureEventEnabled

```
// PMUCaptureEventEnabled()
// =====
// Returns TRUE if PMU Capture events are enabled, and FALSE otherwise.

boolean PMUCaptureEventEnabled()
    if !IsFeatureImplemented(FEAT_PMuV3_SS) || !HaveAArch64() then
        return FALSE;
    if HaveEL(EL3) && MDCR_EL3.PMSSE != '01' then
        return MDCR_EL3.PMSSE IN {'1x'};
    elseif HaveEL(EL2) && ELUsingAArch32(EL2) then
        return FALSE;
    elseif HaveEL(EL2) && MDCR_EL2.PMSSE != '01' then
        return MDCR_EL2.PMSSE IN {'1x'};
    elseif ELUsingAArch32(EL1) then
        return FALSE;
    else
        bits(2) pmsse_el1 = PMECR_EL1.SSE;
        if pmsse_el1 == '01' then // Reserved value
            Constraint c;
            (c, pmsse_el1) = ConstrainUnpredictableBits(Unpredictable_RESPMSSE, 2);
            assert c IN {Constraint_DISABLED, Constraint_UNKNOWN};
            if c == Constraint_DISABLED then pmsse_el1 = '00';
            // Otherwise the value returned by ConstrainUnpredictableBits must be
            // a non-reserved value
        return pmsse_el1 IN {'1x'};
```



```

// PMUCountValue()
// =====
// Implements the PMU threshold function, if implemented.
// Returns the value to increment event counter 'n' by.
// 'Vb' is the base value of the event that event counter 'n' is configured to count.
// 'Vm' is the value to increment event counter 'n-1' by if 'n' is odd, zero otherwise.

integer PMUCountValue(integer n, integer Vb, integer Vm)
    assert (n MOD 2) == 1 || Vm == 0;
    assert n < GetNumEventCounters();

    if !IsFeatureImplemented(FEAT_PMUv3_TH) || !HaveAArch64() then
        return Vb;

    integer TH = UInt(PMEVTYPER_EL0[n].TH);

    // Control register fields
    bits(3) tc = PMEVTYPER_EL0[n].TC;
    bit te = '0';
    if IsFeatureImplemented(FEAT_PMUv3_EDGE) then
        te = PMEVTYPER_EL0[n].TE;
    bits(2) tlc = '00';
    if IsFeatureImplemented(FEAT_PMUv3_TH2) && (n MOD 2) == 1 then
        tlc = PMEVTYPER_EL0[n].TLC;

    // Check for reserved cases
    Constraint c;
    (c, tc, te, tlc) = ReservedPMUThreshold(n, tc, te, tlc);
    if c == Constraint\_DISABLED then
        return Vb;
    // Otherwise the values returned by ReservedPMUThreshold must be defined values

    // Check if disabled. Note that this function will return the value of Vb when
    // the control register fields are all zero, even without this check.
    if tc == '000' && te == '0' && tlc == '00' then
        return Vb;

    // Threshold condition
    boolean Ct;
    case tc<2:1> of
        when '00' Ct = (Vb != TH);           // Disabled or not-equal
        when '01' Ct = (Vb == TH);           // Equals
        when '10' Ct = (Vb >= TH);           // Greater-than-or-equal
        when '11' Ct = (Vb < TH);            // Less-than

    integer Vn;
    if te == '1' then
        // Edge condition
        boolean Cp = PMULastThresholdValue[n];
        boolean Ce;
        integer Ve;
        case tc<1:0> of
            when '10' Ce = (Cp != Ct);       // Both edges
            when 'x1' Ce = (!Cp && Ct);       // Single edge
            otherwise Unreachable();          // Covered by ReservedPMUThreshold
        case tlc of
            when '00' Ve = (if Ce then 1 else 0);
            when '10' Ve = (if Ce then Vm else 0);
            otherwise Unreachable();          // Covered by ReservedPMUThreshold
        Vn = Ve;
    else
        // Threshold condition
        integer Vt;
        case tc<0>:tlc of
            when '0 00' Vt = (if Ct then Vb else 0);
            when '0 01' Vt = (if Ct then Vb else Vm);
            when '0 10' Vt = (if Ct then Vm else 0);
            when '1 00' Vt = (if Ct then 1 else 0);
            when '1 01' Vt = (if Ct then 1 else Vm);
            otherwise Unreachable();          // Covered by ReservedPMUThreshold

```



```

    Vn = Vt;

    PMULastThresholdValue[n] = Ct;

    return Vn;

```

### Library pseudocode for shared/debug/pmu/PMUCounterIsHyp

```

// PMUCounterIsHyp()
// =====
// Returns TRUE if a counter is reserved for use by EL2, FALSE otherwise.

boolean PMUCounterIsHyp(integer n)

    constant integer counters = GetNumEventCounters();
    constant integer hpmn = UInt(EffectiveHPMN());

    if n < hpmn then
        return FALSE;
    elsif n < counters then
        return TRUE;
    elsif n == CYCLE\_COUNTER\_ID then
        return FALSE;
    elsif n == INSTRUCTION\_COUNTER\_ID then
        return FALSE;
    else
        Unreachable();

```

### Library pseudocode for shared/debug/pmu/PMUEvent

```

// PMUEvent()
// =====
// Generate a PMU event. By default, increment by 1.

PMUEvent(bits(16) pmuevent)
    PMUEvent(pmuevent, 1);

// PMUEvent()
// =====
// Accumulate a PMU Event.

PMUEvent(bits(16) pmuevent, integer increment)
    if (IsFeatureImplemented(FEAT_SPE) && SPESampleInFlight) then
        SPEEvent(pmuevent);
    constant integer counters = GetNumEventCounters();
    if counters != 0 then
        for idx = 0 to counters - 1
            PMUEvent(pmuevent, increment, idx);

    if (HaveAArch64() && IsFeatureImplemented(FEAT_PMUv3_ICNTR) &&
        pmuevent == PMU_EVENT_INST_RETIRED) then
        IncrementInstructionCounter(increment);

// PMUEvent()
// =====
// Accumulate a PMU Event for a specific event counter.

PMUEvent(bits(16) pmuevent, integer increment, integer idx)
    if !IsFeatureImplemented(FEAT_PMUv3) then
        return;

    if UsingAArch32() then
        if PMEVTYPERS[idx].evtCount == pmuevent then
            PMUEventAccumulator[idx] = PMUEventAccumulator[idx] + increment;
    else
        if PMEVTYPERS_ELO[idx].evtCount == pmuevent then
            PMUEventAccumulator[idx] = PMUEventAccumulator[idx] + increment;

```



```

// PMUOverflowCondition()
// =====
// Checks for PMU overflow under certain parameter conditions
// If 'check_e' is TRUE, then check the applicable one of PMCR_EL0.E and MDCR_EL2.HPME.
// If 'check_cnten' is TRUE, then check the applicable PMCNTENCLR_EL0 bit.
// If 'check_cnten' is TRUE, then check the applicable PMINTENCLR_EL1 bit.
// If 'include_lo' is TRUE, then check counters in the set [0..(HPMN-1)], CCNTR
// and ICNTR, unless excluded by other flags.
// If 'include_hi' is TRUE, then check counters in the set [HPMN..(N-1)].
// If 'exclude_cyc' is TRUE, then CCNTR is NOT checked.
// If 'exclude_sync' is TRUE, then counters in synchronous mode are NOT checked.

boolean PMUOverflowCondition(boolean check_e, boolean check_cnten,
                             boolean check_inten,
                             boolean include_hi, boolean include_lo,
                             boolean exclude_cyc, boolean exclude_sync)
constant integer counters = GetNumEventCounters();

bits(64) ovsf;

if HaveAArch64() then
    ovsf = PMOVSLR_EL0;
    ovsf<63:33> = Zeros(31);
    if !IsFeatureImplemented(FEAT_PMuV3_ICNTR) then
        ovsf<INSTRUCTION\_COUNTER\_ID> = '0';
else
    ovsf = ZeroExtend(PMOVSr, 64);

// Remove unimplemented counters - these fields are RES0
if counters < 31 then
    ovsf<30:counters> = Zeros(31-counters);

for idx = 0 to counters - 1
    bit E;
    boolean is_hyp = PMUCounterIsHyp(idx);
    if HaveAArch64() then
        E = (if is_hyp then MDCR_EL2.HPME else PMCR_EL0.E);
        if exclude_sync then
            bit sync = (PMCNTENCLR_EL0[idx] AND PMEVTYPER_EL0[idx].SYNC);
            ovsf<idx> = ovsf<idx> AND NOT sync;
        else
            E = (if is_hyp then HDCR.HPME else PMCR.E);
    if check_e then
        ovsf<idx> = ovsf<idx> AND E;
    if (!is_hyp && !include_lo) || (is_hyp && !include_hi) then
        ovsf<idx> = '0';

// Cycle counter
if exclude_cyc || !include_lo then
    ovsf<CYCLE\_COUNTER\_ID> = '0';

if check_e then
    ovsf<CYCLE\_COUNTER\_ID> = ovsf<CYCLE\_COUNTER\_ID> AND PMCR_EL0.E;

// Instruction counter
if HaveAArch64() && IsFeatureImplemented(FEAT_PMuV3_ICNTR) then
    if !include_lo then
        ovsf<INSTRUCTION\_COUNTER\_ID> = '0';
    if exclude_sync then
        bit sync = (PMCNTENCLR_EL0.F0 AND PMICFILTR_EL0.SYNC);
        ovsf<INSTRUCTION\_COUNTER\_ID> = ovsf<INSTRUCTION\_COUNTER\_ID> AND NOT sync;
    if check_e then
        ovsf<INSTRUCTION\_COUNTER\_ID> = ovsf<INSTRUCTION\_COUNTER\_ID> AND PMCR_EL0.E;

if check_cnten then
    bits(64) cnten = if HaveAArch64() then PMCNTENCLR_EL0 else ZeroExtend(PMCNTENCLR, 64);
    ovsf = ovsf AND cnten;

if check_inten then
    bits(64) inten = if HaveAArch64() then PMINTENCLR_EL1 else ZeroExtend(PMINTENCLR, 64);

```

```

    ovsf = ovsf AND inten;

    return !IsZero(ovsf);

```

## Library pseudocode for shared/debug/pmu/PMUSwIncrement

```

// PMUSwIncrement()
// =====
// Generate PMU Events on a write to PMSWINC

PMUSwIncrement(bits(64) sw_incr_in)

    bits(64) sw_incr = sw_incr_in;
    bits(31) mask = Zeros(31);
    constant integer counters = GetNumEventCountersAccessible();
    if counters > 0 then
        mask<counters-1:0> = Ones(counters);

    if (IsFeatureImplemented(FEAT_PMuV3p9) && !ELUsingAArch32(EL1) &&
        PSTATE.EL == ELO && PMUSERENR_EL0.<UEN,SW> == '10') then
        mask = mask AND PMUACR_EL1<30:0>;

    sw_incr = sw_incr AND ZeroExtend(mask, 64);
    for idx = 0 to 30
        if sw_incr<idx> == '1' then
            PMUEvent(PMU_EVENT_SW_INCR, 1, idx);

    return;

```

## Library pseudocode for shared/debug/pmu/ReservedPMUThreshold

```

// ReservedPMUThreshold()
// =====
// Checks if the given PMEVTYPER<n> EL1.{TH,TE,TLC} values are reserved and will
// generate Constrained Unpredictable behavior, otherwise return Constraint_NONE.

(Constraint, bits(3), bit, bits(2)) ReservedPMUThreshold(integer n, bits(3) tc_in,
                                                         bit te_in, bits(2) tlc_in)

    bits(3) tc = tc_in;
    bit te = te_in;
    bits(2) tlc = tlc_in;

    boolean reserved = FALSE;

    if IsFeatureImplemented(FEAT_PMuV3_EDGE) then
        if te == '1' && tc<1:0> == '00' then // Edge condition
            reserved = TRUE;
    else
        te = '0'; // Control is RES0

    if IsFeatureImplemented(FEAT_PMuV3_TH2) && (n MOD 2) == 1 then
        if tlc == '11' then // Reserved value
            reserved = TRUE;
        if te == '1' then // Edge condition
            if tlc == '01' then
                reserved = TRUE;
        else // Threshold condition
            if tc<0> == '1' && tlc == '10' then
                reserved = TRUE;
    else
        tlc = '00'; // Controls are RES0

    Constraint c = Constraint_NONE;
    if reserved then
        (c, <tc,te,tlc>) = ConstrainUnpredictableBits(Unpredictable_RESTC, 6);

    return (c, tc, te, tlc);

```

## Library pseudocode for shared/debug/pmu/SMEPMUEventPredicate

```
// SMEPMUEventPredicate()
// =====
// Call the relevant PMU predication events based on the SME instruction properties.

SMEPMUEventPredicate(bits(N) mask1, bits(N) mask2, integer esize)
    PMUEvent(PMU_EVENT_SVE_PRED_SPEC);
    PMUEvent(PMU_EVENT_SME_PRED2_SPEC);
    if AllElementsActive(mask1, esize) && AllElementsActive(mask2, esize) then
        PMUEvent(PMU_EVENT_SME_PRED2_FULL_SPEC);
    else
        PMUEvent(PMU_EVENT_SME_PRED2_NOT_FULL_SPEC);
        if !AnyActiveElement(mask1, esize) && !AnyActiveElement(mask2, esize) then
            PMUEvent(PMU_EVENT_SME_PRED2_EMPTY_SPEC);
        else
            PMUEvent(PMU_EVENT_SME_PRED2_PARTIAL_SPEC);
```

## Library pseudocode for shared/debug/pmu/SVEPMUEventPredicate

```
// SVEPMUEventPredicate()
// =====
// Call the relevant PMU predication events based on the SVE instruction properties.

SVEPMUEventPredicate(bits(N) mask, integer esize)
    PMUEvent(PMU_EVENT_SVE_PRED_SPEC);
    if AllElementsActive(mask, esize) then
        PMUEvent(PMU_EVENT_SVE_PRED_FULL_SPEC);
    else
        PMUEvent(PMU_EVENT_SVE_PRED_NOT_FULL_SPEC);
        if !AnyActiveElement(mask, esize) then
            PMUEvent(PMU_EVENT_SVE_PRED_EMPTY_SPEC);
        else
            PMUEvent(PMU_EVENT_SVE_PRED_PARTIAL_SPEC);
```

## Library pseudocode for shared/debug/pmu/ShouldPMUFreeze

```
// ShouldPMUFreeze()
// =====

boolean ShouldPMUFreeze(boolean resvd_for_el2)
    boolean check_cnten = FALSE;
    boolean check_e = FALSE;
    boolean check_inten = FALSE;
    boolean include_lo = !resvd_for_el2;
    boolean include_hi = resvd_for_el2;
    boolean exclude_cyc = FALSE;
    boolean exclude_sync = IsFeatureImplemented(FEAT_SEBEP);

    boolean overflow = PMUOverflowCondition(check_e, check_cnten, check_inten,
                                           include_hi, include_lo,
                                           exclude_cyc, exclude_sync);

    return overflow;
```

## Library pseudocode for shared/debug/pmu/ZeroCycleCounter

```
// ZeroCycleCounter()
// =====
// Called on a write to PMCR_EL0 or PMCR that writes '1' to PMCR_EL0.C or PMCR.C.

ZeroCycleCounter()
    bits(64) mask = Zeros(64);
    mask<CYCLE\_COUNTER\_ID> = '1';
    ZeroPMUCounters(mask);
```

## Library pseudocode for shared/debug/pmu/ZeroPMUCounters

```
// ZeroPMUCounters()
// =====
// Zero set of counters specified by the mask in 'val'.
// For a write to PMZR_EL0, 'val' is the value passed in X<t>.

ZeroPMUCounters(bits(64) val)
    bits(64) masked_val = val AND GetPMUWriteMask(TRUE);

    for idx = 0 to 63
        if masked_val<idx> == '1' then
            case idx of
                when INSTRUCTION\_COUNTER\_ID
                    PMICNTR_EL0 = Zeros(64);
                when CYCLE\_COUNTER\_ID
                    if !HaveAArch64() then
                        PMCCNTR = Zeros(64);
                    else
                        PMCCNTR_EL0 = Zeros(64);
                otherwise
                    if !HaveAArch64() then
                        PMEVCNTR[idx] = Zeros(32);
                    elseif IsFeatureImplemented(FEAT_PMUv3p5) then
                        PMEVCNTR_EL0[idx] = Zeros(64);
                    else
                        PMEVCNTR_EL0[idx]<31:0> = Zeros(32);

    return;
```

## Library pseudocode for shared/debug/samplebasedprofiling/CreatePCSample

```
// CreatePCSample()
// =====

CreatePCSample()
    // In a simple sequential execution of the program, CreatePCSample is executed each time the PE
    // executes an instruction that can be sampled. An implementation is not constrained such that
    // reads of EDPCSRlo return the current values of PC, etc.
    if PCSRsuspended() then return;

    pc_sample.valid = ExternalNoninvasiveDebugAllowed() && !Halted();
    pc_sample.pc = ThisInstrAddr(64);
    pc_sample.el = PSTATE.EL;
    pc_sample.rw = if UsingAArch32() then '0' else '1';
    pc_sample.ss = CurrentSecurityState();
    pc_sample.contextidr = if ELUsingAArch32(EL1) then CONTEXTIDR else CONTEXTIDR_EL1<31:0>;
    pc_sample.has_el2 = PSTATE.EL != EL3 && EL2Enabled();

    if pc_sample.has_el2 then
        if ELUsingAArch32(EL2) then
            pc_sample.vmid = ZeroExtend(VTTBR.VMID, 16);
        elseif !IsFeatureImplemented(FEAT_VMID16) || VTCR_EL2.VS == '0' then
            pc_sample.vmid = ZeroExtend(VTTBR_EL2.VMID<7:0>, 16);
        else
            pc_sample.vmid = VTTBR_EL2.VMID;
        if ((IsFeatureImplemented(FEAT_VHE) || IsFeatureImplemented(FEAT_Debugv8p2)) &&
            !ELUsingAArch32(EL2)) then
            pc_sample.contextidr_el2 = CONTEXTIDR_EL2<31:0>;
        else
            pc_sample.contextidr_el2 = bits(32) UNKNOWN;
    pc_sample.el0h = PSTATE.EL == EL0 && IsInHost();
    return;
```

## Library pseudocode for shared/debug/samplebasedprofiling/PCSRsuspended

```
// PCSRsuspended()
// =====
// Returns TRUE if PC Sample-based Profiling is suspended, and FALSE otherwise.

boolean PCSRsuspended()
    if IsFeatureImplemented(FEAT_PCSRv8p9) && PMPCCTL.IMP == '1' then
        return PMPCCTL.EN == '0';
    else
        return boolean IMPLEMENTATION_DEFINED "PCSR is suspended";
```

## Library pseudocode for shared/debug/samplebasedprofiling/PCSample

```
PCSample pc_sample;

// PCSample
// =====

type PCSample is (
    boolean valid,
    bits(64) pc,
    bits(2) el,
    bit rw,
    SecurityState ss,
    boolean has_el2,
    bits(32) contextidr,
    bits(32) contextidr_el2,
    boolean el0h,
    bits(16) vmid
)
```

## Library pseudocode for shared/debug/samplebasedprofiling/Read\_EDPCSRlo

```
// Read_EDPCSRlo()
// =====

bits(32) Read_EDPCSRlo(boolean memory_mapped)
// The Software lock is OPTIONAL.
update = !memory_mapped || EDLSR.SLK == '0';           // Software locked: no side-effects
bits(32) sample;
if pc_sample.valid then
    sample = pc_sample.pc<31:0>;
    if update then
        if IsFeatureImplemented(FEAT_VHE) && EDSCR.SC2 == '1' then
            EDPCSRhi.PC = (if pc_sample.rw == '0' then Zeros(24) else pc_sample.pc<55:32>);
            EDPCSRhi.EL = pc_sample.el;
            EDPCSRhi.NS = (if pc_sample.ss == SS\_Secure then '0' else '1');
        else
            EDPCSRhi = (if pc_sample.rw == '0' then Zeros(32) else pc_sample.pc<63:32>);
            EDCIDSR = pc_sample.contextidr;
            if ((IsFeatureImplemented(FEAT_VHE) || IsFeatureImplemented(FEAT_Debugv8p2)) &&
                EDSCR.SC2 == '1') then
                EDVIDSR = (if pc_sample.has_el2 then pc_sample.contextidr_el2
                    else bits(32) UNKNOWN);
            else
                EDVIDSR.VMID = (if pc_sample.has_el2 && pc_sample.el IN {EL1,EL0}
                    then pc_sample.vmid else Zeros(16));
                EDVIDSR.NS = (if pc_sample.ss == SS\_Secure then '0' else '1');
                EDVIDSR.E2 = (if pc_sample.el == EL2 then '1' else '0');
                EDVIDSR.E3 = (if pc_sample.el == EL3 then '1' else '0') AND pc_sample.rw;
                // The conditions for setting HV are not specified if PCSRhi is zero.
                // An example implementation may be "pc_sample.rw".
                EDVIDSR.HV = (if !IsZero(EDPCSRhi) then '1'
                    else bit IMPLEMENTATION_DEFINED "0 or 1");
    else
        sample = Ones(32);
        if update then
            EDPCSRhi = bits(32) UNKNOWN;
            EDCIDSR = bits(32) UNKNOWN;
            EDVIDSR = bits(32) UNKNOWN;

return sample;
```

## Library pseudocode for shared/debug/samplebasedprofiling/Read\_PMPCSR

```
// Read_PMPCSR()
// =====

bits(64) Read_PMPCSR(boolean memory_mapped)
// The Software lock is OPTIONAL.
update = !memory_mapped || PMLSR.SLK == '0';           // Software locked: no side-effects

if IsFeatureImplemented(FEAT_PCSRv8p9) && update then
    if IsFeatureImplemented(FEAT_PMuV3_SS) && PMPCSCCTL.SS == '1' then
        update = FALSE;
    elsif PMPCSCCTL.<IMP,EN> == '10' || (PMPCSCCTL.IMP == '0' && PCSRSSuspended()) then
        pc_sample.valid = FALSE;
        SetPCSRActive();

if pc_sample.valid then
    if update then SetPCSample();
    return PMPCSR;
else
    if update then SetPCSRUnknown();
    return (bits(32) UNKNOWN : Ones(32));
```



## Library pseudocode for shared/debug/samplebasedprofiling/SetPCSRActive

```
// SetPCSRActive()
// =====
// Sets PC Sample-based Profiling to active state.

SetPCSRActive()
    if PMPCSCCTL.IMP == '1' then
        PMPCSCCTL.EN = '1';
    // If PMPCSCCTL.IMP reads as `0b0`, then PMPCSCCTL.EN is RES0, and it is
    // IMPLEMENTATION DEFINED whether PCSR is suspended or active at reset.
```

## Library pseudocode for shared/debug/samplebasedprofiling/SetPCSRUnknown

```
// SetPCSRUnknown()
// =====
// Sets the PC sample registers to UNKNOWN values because PC sampling
// is prohibited.

SetPCSRUnknown()
    PMPCSR<31:0> = Ones(32);
    PMPCSR<55:32> = bits(24) UNKNOWN;
    PMPCSR.EL = bits(2) UNKNOWN;
    PMPCSR.NS = bit UNKNOWN;

    PMCID1SR = bits(32) UNKNOWN;
    PMCID2SR = bits(32) UNKNOWN;

    PMVIDSR.VMID = bits(16) UNKNOWN;

    return;
```

## Library pseudocode for shared/debug/samplebasedprofiling/SetPCSample

```
// SetPCSample()
// =====
// Sets the PC sample registers to the appropriate sample values.

SetPCSample()
    PMPCSR<31:0> = pc_sample.pc<31:0>;
    PMPCSR<55:32> = (if pc_sample.rw == '0' then Zeros(24) else pc_sample.pc<55:32>);
    PMPCSR.EL = pc_sample.el;
    if IsFeatureImplemented(FEAT_RME) then
        case pc_sample.ss of
            when SS\_Secure
                PMPCSR.NSE = '0'; PMPCSR.NS = '0';
            when SS\_NonSecure
                PMPCSR.NSE = '0'; PMPCSR.NS = '1';
            when SS\_Root
                PMPCSR.NSE = '1'; PMPCSR.NS = '0';
            when SS\_Realm
                PMPCSR.NSE = '1'; PMPCSR.NS = '1';
        else
            PMPCSR.NS = (if pc_sample.ss == SS\_Secure then '0' else '1');

    PMCID1SR = pc_sample.contextidr;
    PMCID2SR = if pc_sample.has_el2 then pc_sample.contextidr_el2 else bits(32) UNKNOWN;

    PMVIDSR.VMID = (if pc_sample.has_el2 && pc_sample.el IN {EL1, EL0} && !pc_sample.el0h
        then pc_sample.vmid else bits(16) UNKNOWN);

    return;
```

## Library pseudocode for shared/debug/softwarestep/CheckSoftwareStep

```
// CheckSoftwareStep()
// =====
// Take a Software Step exception if in the active-pending state

CheckSoftwareStep()

    // Other self-hosted debug functions will call AArch32.GenerateDebugExceptions() if called from
    // AArch32 state. However, because Software Step is only active when the debug target Exception
    // level is using AArch64, CheckSoftwareStep only calls AArch64.GenerateDebugExceptions().
    step_enabled = (!ELUsingAArch32(DebugTarget()) && AArch64.GenerateDebugExceptions()) &&
        MDSCR_EL1.SS == '1';
    active_pending = step_enabled && PSTATE.SS == '0';    // active-pending
    if active_pending then
        AArch64.SoftwareStepException();
    ShouldAdvanceSS = TRUE;
    return;
```

## Library pseudocode for shared/debug/softwarestep/DebugExceptionReturnSS

```
// DebugExceptionReturnSS()
// =====
// Returns value to write to PSTATE.SS on an exception return or Debug state exit.

bit DebugExceptionReturnSS(bits(N) spsr)
    assert Halted() || Restarting() || PSTATE.EL != EL0;

    boolean enabled_at_source;
    if Restarting() then
        enabled_at_source = FALSE;
    elsif UsingAArch32() then
        enabled_at_source = AArch32.GenerateDebugExceptions();
    else
        enabled_at_source = AArch64.GenerateDebugExceptions();

    boolean valid;
    bits(2) dest_el;
    if IllegalExceptionReturn(spsr) then
        dest_el = PSTATE.EL;
    else
        (valid, dest_el) = ELFromSPSR(spsr);    assert valid;

    dest_ss = SecurityStateAtEL(dest_el);
    bit mask;
    boolean enabled_at_dest;
    dest_using_32 = (if dest_el == EL0 then spsr<4> == '1' else ELUsingAArch32(dest_el));
    if dest_using_32 then
        enabled_at_dest = AArch32.GenerateDebugExceptionsFrom(dest_el, dest_ss);
    else
        mask = spsr<9>;
        enabled_at_dest = AArch64.GenerateDebugExceptionsFrom(dest_el, dest_ss, mask);

    ELd = DebugTargetFrom(dest_ss);
    bit SS_bit;
    if !ELUsingAArch32(ELd) && MDSCR_EL1.SS == '1' && !enabled_at_source && enabled_at_dest then
        SS_bit = spsr<21>;
    else
        SS_bit = '0';

    return SS_bit;
```

## Library pseudocode for shared/debug/softwarestep/SSAdvance

```
// SSAdvance()
// =====
// Advance the Software Step state machine.

SSAdvance()

    // A simpler implementation of this function just clears PSTATE.SS to zero regardless of the
    // current Software Step state machine. However, this check is made to illustrate that the
    // processor only needs to consider advancing the state machine from the active-not-pending
    // state.
    if !ShouldAdvanceSS then return;
    target = DebugTarget\(\);
    step_enabled = !ELUsingAArch32(target) && MDSCR_EL1.SS == '1';
    active_not_pending = step_enabled && PSTATE.SS == '1';
    if active_not_pending then PSTATE.SS = '0';
    ShouldAdvanceSS = FALSE;
    return;
```

## Library pseudocode for shared/debug/softwarestep/SoftwareStepOpEnabled

```
// SoftwareStepOpEnabled()
// =====
// Returns a boolean indicating if execution from MDSTEPOP_EL1 is enabled.

boolean SoftwareStepOpEnabled()

    if !IsFeatureImplemented(FEAT_STEP2) || UsingAArch32() then
        return FALSE;

    step_enabled = AArch64.GenerateDebugExceptions() && MDSCR_EL1.SS == '1';
    active_not_pending = step_enabled && PSTATE.SS == '1';
    stepop = (MDSCR_EL1.EnSTEPOP == '1' &&
        (!HaveEL(EL3) || MDSCR_EL3.EnSTEPOP == '1') &&
        (!EL2Enabled() || MDSCR_EL2.EnSTEPOP == '1'));
    return active_not_pending && stepop;
```

## Library pseudocode for shared/debug/softwarestep/SoftwareStep\_DidNotStep

```
// SoftwareStep_DidNotStep()
// =====
// Returns TRUE if the previously executed instruction was executed in the
// inactive state, that is, if it was not itself stepped.
// Might return TRUE or FALSE if the previously executed instruction was an ISB
// or ERET executed in the active-not-pending state, or if another exception
// was taken before the Software Step exception. Returns FALSE otherwise,
// indicating that the previously executed instruction was executed in the
// active-not-pending state, that is, the instruction was stepped.

boolean SoftwareStep_DidNotStep();
```

## Library pseudocode for shared/debug/softwarestep/SoftwareStep\_SteppedEX

```
// SoftwareStep_SteppedEX()
// =====
// Returns a value that describes the previously executed instruction. The
// result is valid only if SoftwareStep_DidNotStep() returns FALSE.
// Might return TRUE or FALSE if the instruction was an AArch32 LDREX or LDAEX
// that failed its condition code test. Otherwise returns TRUE if the
// instruction was a Load-Exclusive class instruction, and FALSE if the
// instruction was not a Load-Exclusive class instruction.

boolean SoftwareStep_SteppedEX();
```

## Library pseudocode for shared/exceptions/exceptions/ConditionSyndrome

```
// ConditionSyndrome()
// =====
// Return CV and COND fields of instruction syndrome

bits(5) ConditionSyndrome()

    bits(5) syndrome;

    if UsingAArch32\(\) then
        cond = AArch32.CurrentCond\(\);
        if PSTATE.T == '0' then // A32
            syndrome<4> = '1';
            // A conditional A32 instruction that is known to pass its condition code check
            // can be presented either with COND set to 0xE, the value for unconditional, or
            // the COND value held in the instruction.
            if ConditionHolds(cond) && ConstrainUnpredictableBool(Unpredictable\_ESRCONDPASS) then
                syndrome<3:0> = '1110';
            else
                syndrome<3:0> = cond;
        else // T32
            // When a T32 instruction is trapped, it is IMPLEMENTATION DEFINED whether:
            // * CV set to 0 and COND is set to an UNKNOWN value
            // * CV set to 1 and COND is set to the condition code for the condition that
            //   applied to the instruction.
            if boolean IMPLEMENTATION_DEFINED "Condition valid for trapped T32" then
                syndrome<4> = '1';
                syndrome<3:0> = cond;
            else
                syndrome<4> = '0';
                syndrome<3:0> = bits(4) UNKNOWN;
    else
        syndrome<4> = '1';
        syndrome<3:0> = '1110';

    return syndrome;
```

## Library pseudocode for shared/exceptions/exceptions/Exception

```
// Exception
// =====
// Classes of exception.

enumeration Exception {
    Exception_Uncategorized,    // Uncategorized or unknown reason
    Exception_WFxTrap,         // Trapped WFI or WFE instruction
    Exception_CP15RTTTrap,     // Trapped AArch32 MCR or MRC access, coproc=0b111
    Exception_CP15RRTTrap,     // Trapped AArch32 MCRR or MRRC access, coproc=0b1111
    Exception_CP14RTTTrap,     // Trapped AArch32 MCR or MRC access, coproc=0b1110
    Exception_CP14DTTTrap,     // Trapped AArch32 LDC or STC access, coproc=0b1110
    Exception_CP14RRTTrap,     // Trapped AArch32 MRRC access, coproc=0b1110
    Exception_AdvSIMDFPAccessTrap, // HCPTR-trapped access to SIMD or FP
    Exception_FPIDTrap,        // Trapped access to SIMD or FP ID register
    Exception_LDST64BTrap,     // Trapped access to ST64BV, ST64BV0, ST64B and LD64B
    // Trapped BXJ instruction not supported in Armv8
    Exception_PACTrap,         // Trapped invalid PAC use
    Exception_IllegalState,    // Illegal Execution state
    Exception_SupervisorCall,  // Supervisor Call
    Exception_HypervisorCall,  // Hypervisor Call
    Exception_MonitorCall,     // Monitor Call or Trapped SMC instruction
    Exception_SystemRegisterTrap, // Trapped MRS or MSR System register access
    Exception_ERetTrap,        // Trapped invalid ERET use
    Exception_InstructionAbort, // Instruction Abort or Prefetch Abort
    Exception_PCAlignment,     // PC alignment fault
    Exception_DataAbort,       // Data Abort
    Exception_NV2DataAbort,    // Data abort at EL1 reported as being from EL2
    Exception_PACFail,         // PAC Authentication failure
    Exception_SPAlignment,     // SP alignment fault
    Exception_FPtrappedException, // IEEE trapped FP exception
    Exception_SError,          // SError interrupt
    Exception_Breakpoint,      // (Hardware) Breakpoint
    Exception_SoftwareStep,    // Software Step
    Exception_Watchpoint,      // Watchpoint
    Exception_NV2Watchpoint,   // Watchpoint at EL1 reported as being from EL2
    Exception_SoftwareBreakpoint, // Software Breakpoint Instruction
    Exception_VectorCatch,     // AArch32 Vector Catch
    Exception_IRQ,             // IRQ interrupt
    Exception_SVEAccessTrap,   // HCPTR trapped access to SVE
    Exception_SMEAccessTrap,   // HCPTR trapped access to SME
    Exception_TSTARTAccessTrap, // Trapped TSTART access
    Exception_GPC,             // Granule protection check
    Exception_BranchTarget,    // Branch Target Identification
    Exception_MemCpyMemSet,     // Exception from a CPY* or SET* instruction
    Exception_GCSFail,         // GCS Exceptions
    Exception_PMU,             // PMU exception
    Exception_SystemRegister128Trap, // Trapped MRRS or MSRR System register or SYSP access
    Exception_FIQ;             // FIQ interrupt
}
```

## Library pseudocode for shared/exceptions/exceptions/ExceptionRecord

```
// ExceptionRecord
// =====

type ExceptionRecord is (
    Exception    exceptype,    // Exception class
    bits(25)    syndrome,     // Syndrome record
    bits(24)    syndrome2,    // Syndrome record
    FullAddress paddress,     // Physical fault address
    bits(64)    vaddress,     // Virtual fault address
    boolean     ipavalid,     // Validity of Intermediate Physical fault address
    boolean     pavalid,     // Validity of Physical fault address
    bit         NS,          // Intermediate Physical fault address space
    bits(56)    ipaddress,    // Intermediate Physical fault address
    boolean     trappedsyscallinst) // Trapped SVC or SMC instruction
```

## Library pseudocode for shared/exceptions/exceptions/ExceptionSyndrome

```
// ExceptionSyndrome()
// =====
// Return a blank exception syndrome record for an exception of the given type.

ExceptionRecord ExceptionSyndrome(Exception exceptype)

    ExceptionRecord r;

    r.exceptype = exceptype;

    // Initialize all other fields
    r.syndrome = Zeros(25);
    r.syndrome2 = Zeros(24);
    r.vaddress = Zeros(64);
    r.ipavalid = FALSE;
    r.NS = '0';
    r.ipaddress = Zeros(56);
    r.paddress.paspace = PASpace UNKNOWN;
    r.paddress.address = bits(56) UNKNOWN;
    r.trappedsyscallinst = FALSE;
    return r;
```

## Library pseudocode for shared/exceptions/traps/Undefined

```
// Undefined()
// =====

Undefined()
    if UsingAArch32() then
        AArch32.Undefined();
    else
        AArch64.Undefined();
```

## Library pseudocode for shared/functions/aborts/EncodeLDFSC

```
// EncodeLDFSC()
// =====
// Function that gives the Long-descriptor FSC code for types of Fault

bits(6) EncodeLDFSC(Fault statuscode, integer level)
    bits(6) result;

    // 128-bit descriptors will start from level -2 for 4KB to resolve bits IA[55:51]
    if level == -2 then
        assert IsFeatureImplemented(FEAT_D128);
        case statuscode of
            when Fault AddressSize                result = '101100';
            when Fault Translation                result = '101010';
            when Fault SyncExternalOnWalk          result = '010010';
            when Fault SyncParityOnWalk             result = '011010';
            assert !IsFeatureImplemented(FEAT_RAS);
            when Fault GPCFOnWalk                    result = '100010';
            otherwise                                Unreachable();
        return result;

    if level == -1 then
        assert IsFeatureImplemented(FEAT_LPA2);
        case statuscode of
            when Fault AddressSize                result = '101001';
            when Fault Translation                result = '101011';
            when Fault SyncExternalOnWalk          result = '010011';
            when Fault SyncParityOnWalk             result = '011011';
            assert !IsFeatureImplemented(FEAT_RAS);
            when Fault GPCFOnWalk                    result = '100011';
            otherwise                                Unreachable();

        return result;
    case statuscode of
        when Fault AddressSize                result = '0000':level<1:0>; assert level IN {0,1,2,3};
        when Fault AccessFlag                 result = '0010':level<1:0>; assert level IN {0,1,2,3};
        when Fault Permission                 result = '0011':level<1:0>; assert level IN {0,1,2,3};
        when Fault Translation                 result = '0001':level<1:0>; assert level IN {0,1,2,3};
        when Fault SyncExternal                 result = '010000';
        when Fault SyncExternalOnWalk            result = '0101':level<1:0>; assert level IN {0,1,2,3};
        when Fault SyncParity                   result = '011000';
        when Fault SyncParityOnWalk              result = '0111':level<1:0>; assert level IN {0,1,2,3};
        when Fault AsyncParity                   result = '011001';
        when Fault AsyncExternal                 result = '010001'; assert UsingAArch32();
        when Fault TagCheck                     result = '010001'; assert IsFeatureImplemented(FEAT_MTE2);
        when Fault Alignment                   result = '100001';
        when Fault Debug                       result = '100010';
        when Fault GPCFOnWalk                   result = '1001':level<1:0>; assert level IN {0,1,2,3};
        when Fault GPCFOnOutput                 result = '101000';
        when Fault TLBConflict                 result = '110000';
        when Fault HWUpdateAccessFlag           result = '110001';
        when Fault Lockdown                   result = '110100'; // IMPLEMENTATION DEFINED
        when Fault Exclusive                   result = '110101'; // IMPLEMENTATION DEFINED
        otherwise                                Unreachable();

    return result;
```

## Library pseudocode for shared/functions/aborts/IPAValid

```
// IPAValid()
// =====
// Return TRUE if the IPA is reported for the abort

boolean IPAValid(FaultRecord fault)
    assert fault.statuscode != Fault\_None;

    if fault.gpcf.gpcf != GPCF\_None then
        return fault.secondstage;
    elsif fault.s2fslwalk then
        return fault.statuscode IN {
            Fault\_AccessFlag,
            Fault\_Permission,
            Fault\_Translation,
            Fault\_AddressSize
        };
    elsif fault.secondstage then
        return fault.statuscode IN {
            Fault\_AccessFlag,
            Fault\_Translation,
            Fault\_AddressSize
        };
    else
        return FALSE;
```

## Library pseudocode for shared/functions/aborts/IsAsyncAbort

```
// IsAsyncAbort()
// =====
// Returns TRUE if the abort currently being processed is an asynchronous abort, and FALSE
// otherwise.

boolean IsAsyncAbort(Fault statuscode)
    assert statuscode != Fault\_None;

    return (statuscode IN {Fault\_AsyncExternal, Fault\_AsyncParity});

// IsAsyncAbort()
// =====

boolean IsAsyncAbort(FaultRecord fault)
    return IsAsyncAbort(fault.statuscode);
```

## Library pseudocode for shared/functions/aborts/IsDebugException

```
// IsDebugException()
// =====

boolean IsDebugException(FaultRecord fault)
    assert fault.statuscode != Fault\_None;
    return fault.statuscode == Fault\_Debug;
```



## Library pseudocode for shared/functions/aborts/IsExternalAbort

```
// IsExternalAbort()
// =====
// Returns TRUE if the abort currently being processed is an External abort and FALSE otherwise.

boolean IsExternalAbort(Fault statuscode)
    assert statuscode != Fault\_None;

    return (statuscode IN {
        Fault\_SyncExternal,
        Fault\_SyncParity,
        Fault\_SyncExternalOnWalk,
        Fault\_SyncParityOnWalk,
        Fault\_AsyncExternal,
        Fault\_AsyncParity
    });

// IsExternalAbort()
// =====

boolean IsExternalAbort(FaultRecord fault)
    return IsExternalAbort(fault.statuscode) || fault.gpcf.gpf == GPCF\_EABT;
```

## Library pseudocode for shared/functions/aborts/IsExternalSyncAbort

```
// IsExternalSyncAbort()
// =====
// Returns TRUE if the abort currently being processed is an external
// synchronous abort and FALSE otherwise.

boolean IsExternalSyncAbort(Fault statuscode)
    assert statuscode != Fault\_None;

    return (statuscode IN {
        Fault\_SyncExternal,
        Fault\_SyncParity,
        Fault\_SyncExternalOnWalk,
        Fault\_SyncParityOnWalk
    });

// IsExternalSyncAbort()
// =====

boolean IsExternalSyncAbort(FaultRecord fault)
    return IsExternalSyncAbort(fault.statuscode) || fault.gpcf.gpf == GPCF\_EABT;
```

## Library pseudocode for shared/functions/aborts/IsFault

```
// IsFault()
// =====
// Return TRUE if a fault is associated with an address descriptor

boolean IsFault(AddressDescriptor addrdesc)
    return addrdesc.fault.statuscode != Fault_None;

// IsFault()
// =====
// Return TRUE if a fault is associated with a memory access.

boolean IsFault(Fault fault)
    return fault != Fault_None;

// IsFault()
// =====
// Return TRUE if a fault is associated with status returned by memory.

boolean IsFault(PhysMemRetStatus retstatus)
    return retstatus.statuscode != Fault_None;
```

## Library pseudocode for shared/functions/aborts/IsSErrorInterrupt

```
// IsSErrorInterrupt()
// =====
// Returns TRUE if the abort currently being processed is an SError interrupt, and FALSE
// otherwise.

boolean IsSErrorInterrupt(Fault statuscode)
    assert statuscode != Fault_None;

    return (statuscode IN {Fault_AsyncExternal, Fault_AsyncParity});

// IsSErrorInterrupt()
// =====

boolean IsSErrorInterrupt(FaultRecord fault)
    return IsSErrorInterrupt(fault.statuscode);
```

## Library pseudocode for shared/functions/aborts/IsSecondStage

```
// IsSecondStage()
// =====

boolean IsSecondStage(FaultRecord fault)
    assert fault.statuscode != Fault_None;

    return fault.secondstage;
```

## Library pseudocode for shared/functions/aborts/LSInstructionSyndrome

```
// LSInstructionSyndrome()
// =====
// Returns the extended syndrome information for a second stage fault.
// <10> - Syndrome valid bit. The syndrome is valid only for certain types of access instruction.
// <9:8> - Access size.
// <7> - Sign extended (for loads).
// <6:2> - Transfer register.
// <1> - Transfer register is 64-bit.
// <0> - Instruction has acquire/release semantics.

bits(11) LSInstructionSyndrome();
```

## Library pseudocode for shared/functions/aborts/ReportAsGPCEException

```
// ReportAsGPCEException()
// =====
// Determine whether the given GPCF is reported as a Granule Protection Check Exception
// rather than a Data or Instruction Abort

boolean ReportAsGPCEException(FaultRecord fault)
    assert IsFeatureImplemented(FEAT_RME);
    assert fault.statuscode IN {Fault\_GPCFOnWalk, Fault\_GPCFOnOutput};
    assert fault.gpcf.gpf != GPCF\_None;

    case fault.gpcf.gpf of
        when GPCF\_Walk           return TRUE;
        when GPCF\_AddressSize return TRUE;
        when GPCF\_EABT          return TRUE;
        when GPCF\_Fail          return SCR_EL3.GPF == '1' && PSTATE.EL != EL3;
```

## Library pseudocode for shared/functions/cache/CACHE\_OP

```
// CACHE_OP()
// =====
// Performs Cache maintenance operations as per CacheRecord.

CACHE_OP(CacheRecord cache)
    IMPLEMENTATION_DEFINED;
```

## Library pseudocode for shared/functions/cache/CPASAtPAS

```
// CPASAtPAS()
// =====
// Get cache PA space for given PA space.

CachePASpace CPASAtPAS(PASpace pas)
    case pas of
        when PAS\_NonSecure
            return CPAS\_NonSecure;
        when PAS\_Secure
            return CPAS\_Secure;
        when PAS\_Root
            return CPAS\_Root;
        when PAS\_Realm
            return CPAS\_Realm;
```

## Library pseudocode for shared/functions/cache/CPASAtSecurityState

```
// CPASAtSecurityState()
// =====
// Get cache PA space for given security state.

CachePASpace CPASAtSecurityState(SecurityState ss)
    case ss of
        when SS\_NonSecure
            return CPAS\_NonSecure;
        when SS\_Secure
            return CPAS\_SecureNonSecure;
        when SS\_Root
            return CPAS\_Any;
        when SS\_Realm
            return CPAS\_RealmNonSecure;
```

## Library pseudocode for shared/functions/cache/CacheRecord

```
// CacheRecord
// =====
// Details related to a cache operation.

type CacheRecord is (
    AccessType      acctype,          // Access type
    CacheOp        cacheop,          // Cache operation
    CacheOpScope    opscope,          // Cache operation type
    CacheType       cachetype,        // Cache type
    bits(64)        regval,
    FullAddress     paddress,
    bits(64)        vaddress,          // For VA operations
    integer         setnum,            // For SW operations
    integer         waynum,            // For SW operations
    integer         level,             // For SW operations
    Shareability    shareability,
    boolean          translated,
    boolean          is_vmid_valid,     // is vmid valid for current context
    bits(16)         vmid,
    boolean          is_asid_valid,     // is asid valid for current context
    bits(16)         asid,
    SecurityState    security,
    // For cache operations to full cache or by setnum/waynum
    // For operations by address, PA space in paddress
    CachePASpace    cpas
)
```

## Library pseudocode for shared/functions/cache/DCInstNeedsTranslation

```
// DCInstNeedsTranslation()
// =====
// Check whether Data Cache operation needs translation.

boolean DCInstNeedsTranslation(CacheOpScope opscope)
    if opscope == CacheOpScope\_PoE then
        return FALSE;

    if opscope == CacheOpScope\_PoPA then
        return FALSE;

    if CLIDR_EL1.LoC == '000' then
        return !(boolean IMPLEMENTATION_DEFINED
            "No fault generated for DC operations if PoC is before any level of cache");

    if CLIDR_EL1.LoUU == '000' && opscope == CacheOpScope\_PoU then
        return !(boolean IMPLEMENTATION_DEFINED
            "No fault generated for DC operations if PoU is before any level of cache");

    return TRUE;
```

## Library pseudocode for shared/functions/cache/DecodeSW

```
// DecodeSW()
// =====
// Decode input value into setnum, waynum and level for SW instructions.

(integer, integer, integer) DecodeSW(bits(64) regval, CacheType cachetype)
    level = UInt(regval[3:1]);
    (setnum, waynum, linesize) = GetCacheInfo(level, cachetype);
    return (setnum, waynum, level);
```

### Library pseudocode for shared/functions/cache/GetCacheInfo

```
// GetCacheInfo()
// =====
// Returns numsets, associativity & linesize.

(integer, integer, integer) GetCacheInfo(integer level, CacheType cachetype);
```

### Library pseudocode for shared/functions/cache/ICInstNeedsTranslation

```
// ICInstNeedsTranslation()
// =====
// Check whether Instruction Cache operation needs translation.

boolean ICInstNeedsTranslation(CacheOpScope opscope)
    return boolean IMPLEMENTATION_DEFINED "Instruction Cache needs translation";
```

### Library pseudocode for shared/functions/common/ASR

```
// ASR()
// =====

bits(N) ASR(bits(N) x, integer shift)
    assert shift >= 0;
    bits(N) result;
    if shift == 0 then
        result = x;
    else
        (result, -) = ASR\_C(x, shift);
    return result;
```

### Library pseudocode for shared/functions/common/ASR\_C

```
// ASR_C()
// =====

(bits(N), bit) ASR_C(bits(N) x, integer shift)
    assert shift > 0 && shift < 256;
    extended_x = SignExtend(x, shift+N);
    result = extended_x<(shift+N)-1:shift>;
    carry_out = extended_x<shift-1>;
    return (result, carry_out);
```

### Library pseudocode for shared/functions/common/Abs

```
// Abs()
// =====

integer Abs(integer x)
    return if x >= 0 then x else -x;

// Abs()
// =====

real Abs(real x)
    return if x >= 0.0 then x else -x;
```

## Library pseudocode for shared/functions/common/Align

```
// Align()
// =====

integer Align(integer x, integer y)
    return y * (x DIV y);

// Align()
// =====

bits(N) Align(bits(N) x, integer y)
    return Align(UInt(x), y)<N-1:0>;
```

## Library pseudocode for shared/functions/common/BitCount

```
// BitCount()
// =====

integer BitCount(bits(N) x)
    integer result = 0;
    for i = 0 to N-1
        if x<i> == '1' then
            result = result + 1;
    return result;
```

## Library pseudocode for shared/functions/common/CountLeadingSignBits

```
// CountLeadingSignBits()
// =====

integer CountLeadingSignBits(bits(N) x)
    return CountLeadingZeroBits(x<N-1:1> EOR x<N-2:0>);
```

## Library pseudocode for shared/functions/common/CountLeadingZeroBits

```
// CountLeadingZeroBits()
// =====

integer CountLeadingZeroBits(bits(N) x)
    return N - (HighestSetBit(x) + 1);
```

## Library pseudocode for shared/functions/common/Elem

```
// Elem[] - non-assignment form
// =====

bits(size) Elem(bits(N) vector, integer e, integer size)
    assert e >= 0 && (e+1)*size <= N;
    return vector<(e*size+size)-1 : e*size>;

// Elem[] - assignment form
// =====

Elem(bits(N) &vector, integer e, integer size) = bits(size) value
    assert e >= 0 && (e+1)*size <= N;
    vector<(e+1)*size-1:e*size> = value;
    return;
```

## Library pseudocode for shared/functions/common/Extend

```
// Extend()
// =====

bits(N) Extend(bits(M) x, integer N, boolean unsigned)
    return if unsigned then ZeroExtend(x, N) else SignExtend(x, N);
```

### Library pseudocode for shared/functions/common/HighestSetBit

```
// HighestSetBit()
// =====

integer HighestSetBit(bits(N) x)
  for i = N-1 downto 0
    if x<i> == '1' then return i;
  return -1;
```

### Library pseudocode for shared/functions/common/Int

```
// Int()
// =====

integer Int(bits(N) x, boolean unsigned)
  result = if unsigned then UInt(x) else SInt(x);
  return result;
```

### Library pseudocode for shared/functions/common/IsAligned

```
// IsAligned()
// =====

boolean IsAligned(bits(N) x, integer y)
  return x == Align(x, y);
```

### Library pseudocode for shared/functions/common/IsEven

```
// IsEven()
// =====

boolean IsEven(integer val)
  return val MOD 2 == 0;
```

### Library pseudocode for shared/functions/common/IsOdd

```
// IsOdd()
// =====

boolean IsOdd(integer val)
  return val MOD 2 == 1;
```

### Library pseudocode for shared/functions/common/IsOnes

```
// IsOnes()
// =====

boolean IsOnes(bits(N) x)
  return x == Ones(N);
```

### Library pseudocode for shared/functions/common/IsZero

```
// IsZero()
// =====

boolean IsZero(bits(N) x)
  return x == Zeros(N);
```

### Library pseudocode for shared/functions/common/IsZeroBit

```
// IsZeroBit()
// =====

bit IsZeroBit(bits(N) x)
    return if IsZero(x) then '1' else '0';
```

### Library pseudocode for shared/functions/common/LSL

```
// LSL()
// =====

bits(N) LSL(bits(N) x, integer shift)
    assert shift >= 0;
    bits(N) result;
    if shift == 0 then
        result = x;
    else
        (result, -) = LSL\_C(x, shift);
    return result;
```

### Library pseudocode for shared/functions/common/LSL\_C

```
// LSL_C()
// =====

(bits(N), bit) LSL_C(bits(N) x, integer shift)
    assert shift > 0 && shift < 256;
    extended_x = x : Zeros(shift);
    result = extended_x<N-1:0>;
    carry_out = extended_x<N>;
    return (result, carry_out);
```

### Library pseudocode for shared/functions/common/LSR

```
// LSR()
// =====

bits(N) LSR(bits(N) x, integer shift)
    assert shift >= 0;
    bits(N) result;
    if shift == 0 then
        result = x;
    else
        (result, -) = LSR\_C(x, shift);
    return result;
```

### Library pseudocode for shared/functions/common/LSR\_C

```
// LSR_C()
// =====

(bits(N), bit) LSR_C(bits(N) x, integer shift)
    assert shift > 0 && shift < 256;
    extended_x = ZeroExtend(x, shift+N);
    result = extended_x<(shift+N)-1:shift>;
    carry_out = extended_x<shift-1>;
    return (result, carry_out);
```



## Library pseudocode for shared/functions/common/LowestSetBit

```
// LowestSetBit()
// =====

integer LowestSetBit(bits(N) x)
  for i = 0 to N-1
    if x<i> == '1' then return i;
  return N;
```

## Library pseudocode for shared/functions/common/Max

```
// Max()
// =====

integer Max(integer a, integer b)
  return if a >= b then a else b;

// Max()
// =====

real Max(real a, real b)
  return if a >= b then a else b;
```

## Library pseudocode for shared/functions/common/Min

```
// Min()
// =====

integer Min(integer a, integer b)
  return if a <= b then a else b;

// Min()
// =====

real Min(real a, real b)
  return if a <= b then a else b;
```

## Library pseudocode for shared/functions/common/Ones

```
// Ones()
// =====

bits(N) Ones(integer N)
  return Replicate('1',N);
```

## Library pseudocode for shared/functions/common/ROR

```
// ROR()
// =====

bits(N) ROR(bits(N) x, integer shift)
  assert shift >= 0;
  bits(N) result;
  if shift == 0 then
    result = x;
  else
    (result, -) = ROR\_C(x, shift);
  return result;
```

### Library pseudocode for shared/functions/common/ROR\_C

```
// ROR_C()
// =====

(bits(N), bit) ROR_C(bits(N) x, integer shift)
    assert shift != 0 && shift < 256;
    m = shift MOD N;
    result = LSR(x,m) OR LSL(x,N-m);
    carry_out = result<N-1>;
    return (result, carry_out);
```

### Library pseudocode for shared/functions/common/RShr

```
// RShr()
// =====
// Shift integer value right with rounding

integer RShr(integer value, integer shift, boolean round)
    assert shift > 0;
    if round then
        return (value + (1 << (shift - 1))) >> shift;
    else
        return value >> shift;
```

### Library pseudocode for shared/functions/common/Replicate

```
// Replicate()
// =====

bits(M*N) Replicate(bits(M) x, integer N);
```

### Library pseudocode for shared/functions/common/Reverse

```
// Reverse()
// =====
// Reverse subwords of M bits in an N-bit word

bits(N) Reverse(bits(N) word, integer M)
    bits(N) result;
    integer sw = N DIV M;
    assert N == sw * M;
    for s = 0 to sw-1
        Elem[result, (sw - 1) - s, M] = Elem[word, s, M];
    return result;
```

### Library pseudocode for shared/functions/common/RoundDown

```
// RoundDown()
// =====

integer RoundDown(real x);
```

### Library pseudocode for shared/functions/common/RoundTowardsZero

```
// RoundTowardsZero()
// =====

integer RoundTowardsZero(real x)
    return if x == 0.0 then 0 else if x >= 0.0 then RoundDown(x) else RoundUp(x);
```

### Library pseudocode for shared/functions/common/RoundUp

```
// RoundUp()
// =====

integer RoundUp(real x);
```

### Library pseudocode for shared/functions/common/SInt

```
// SInt()
// =====

integer SInt(bits(N) x)
    result = 0;
    for i = 0 to N-1
        if x<i> == '1' then result = result + 2^i;
    if x<N-1> == '1' then result = result - 2^N;
    return result;
```

### Library pseudocode for shared/functions/common/SignExtend

```
// SignExtend()
// =====

bits(N) SignExtend(bits(M) x, integer N)
    assert N >= M;
    return Replicate(x<M-1>, N-M) : x;
```

### Library pseudocode for shared/functions/common/Signal

```
// Signal
// =====
// Available signal types

enumeration Signal {Signal_Low, Signal_High};
```

### Library pseudocode for shared/functions/common/Split

```
// Split()
// =====

(bits(M-N), bits(N)) Split(bits(M) value, integer N)
    assert M > N;
    return (value<M-1:N>, value<N-1:0>);
```

### Library pseudocode for shared/functions/common/UInt

```
// UInt()
// =====

integer UInt(bits(N) x)
    result = 0;
    for i = 0 to N-1
        if x<i> == '1' then result = result + 2^i;
    return result;
```

### Library pseudocode for shared/functions/common/ZeroExtend

```
// ZeroExtend()
// =====

bits(N) ZeroExtend(bits(M) x, integer N)
    assert N >= M;
    return Zeros(N-M) : x;
```

## Library pseudocode for shared/functions/common/Zeros

```
// Zeros()
// =====

bits(N) Zeros(integer N)
    return Replicate('0',N);
```

## Library pseudocode for shared/functions/counters/AArch32.CheckTimerConditions

```
// AArch32.CheckTimerConditions()
// =====
// Checking timer conditions for all A32 timer registers

AArch32.CheckTimerConditions()
    boolean status;
    bits(64) offset;
    offset = Zeros(64);
    assert !HaveAArch64();

    if HaveEL(EL3) then
        if CNTP_CTL_S.ENABLE == '1' then
            status = IsTimerConditionMet(offset, CNTP_CVAL_S,
                                           CNTP_CTL_S.IMASK, InterruptID\_CNTPS);
            CNTP_CTL_S.ISTATUS = if status then '1' else '0';

        if CNTP_CTL_NS.ENABLE == '1' then
            status = IsTimerConditionMet(offset, CNTP_CVAL_NS,
                                           CNTP_CTL_NS.IMASK, InterruptID\_CNTP);
            CNTP_CTL_NS.ISTATUS = if status then '1' else '0';
    else
        if CNTP_CTL.ENABLE == '1' then
            status = IsTimerConditionMet(offset, CNTP_CVAL,
                                           CNTP_CTL.IMASK, InterruptID\_CNTP);
            CNTP_CTL.ISTATUS = if status then '1' else '0';

    if HaveEL(EL2) && CNTHP_CTL.ENABLE == '1' then
        status = IsTimerConditionMet(offset, CNTHP_CVAL,
                                       CNTHP_CTL.IMASK, InterruptID\_CNTHP);
        CNTHP_CTL.ISTATUS = if status then '1' else '0';

    if CNTV_CTL_EL0.ENABLE == '1' then
        status = IsTimerConditionMet(CNTVOFF_EL2, CNTV_CVAL_EL0,
                                       CNTV_CTL_EL0.IMASK, InterruptID\_CNTV);
        CNTV_CTL_EL0.ISTATUS = if status then '1' else '0';

    return;
```

## Library pseudocode for shared/functions/counters/AArch64.CheckTimerConditions

```
// AArch64.CheckTimerConditions()
// =====
// Checking timer conditions for all A64 timer registers

AArch64.CheckTimerConditions()
    boolean status;
    bits(64) offset;
    bit imask;
    SecurityState ss = CurrentSecurityState();
    if (IsFeatureImplemented(FEAT_ECV) && EL2Enabled() && !ELIsInHost(EL0) &&
        CNTHCTL_EL2.ECV == '1' && SCR_EL3.ECVEn == '1') then
        offset = CNTPOFF_EL2;
    else
        offset = Zeros(64);
    if CNTP_CTL_EL0.ENABLE == '1' then
        imask = CNTP_CTL_EL0.IMASK;
        if (IsFeatureImplemented(FEAT_RME) && ss IN {SS\_Root, SS\_Realm} &&
            CNTHCTL_EL2.CNTPMASK == '1') then
            imask = '1';
        status = IsTimerConditionMet(offset, CNTP_CVAL_EL0,
                                     imask, InterruptID\_CNTP);
        CNTP_CTL_EL0.ISTATUS = if status then '1' else '0';
    if ((HaveEL(EL3) || (HaveEL(EL2) && !IsFeatureImplemented(FEAT_SEL2))) &&
        CNTHP_CTL_EL2.ENABLE == '1') then
        status = IsTimerConditionMet(Zeros(64), CNTHP_CVAL_EL2,
                                     CNTHP_CTL_EL2.IMASK, InterruptID\_CNTHP);
        CNTHP_CTL_EL2.ISTATUS = if status then '1' else '0';
    if HaveEL(EL2) && IsFeatureImplemented(FEAT_SEL2) && CNTHPS_CTL_EL2.ENABLE == '1' then
        status = IsTimerConditionMet(Zeros(64), CNTHPS_CVAL_EL2,
                                     CNTHPS_CTL_EL2.IMASK, InterruptID\_CNTHPS);
        CNTHPS_CTL_EL2.ISTATUS = if status then '1' else '0';

    if CNTPS_CTL_EL1.ENABLE == '1' then
        status = IsTimerConditionMet(offset, CNTPS_CVAL_EL1,
                                     CNTPS_CTL_EL1.IMASK, InterruptID\_CNTPS);
        CNTPS_CTL_EL1.ISTATUS = if status then '1' else '0';

    if CNTV_CTL_EL0.ENABLE == '1' then
        imask = CNTV_CTL_EL0.IMASK;
        if (IsFeatureImplemented(FEAT_RME) && ss IN {SS\_Root, SS\_Realm} &&
            CNTHCTL_EL2.CNTVMASK == '1') then
            imask = '1';
        status = IsTimerConditionMet(CNTVOFF_EL2, CNTV_CVAL_EL0,
                                     imask, InterruptID\_CNTV);
        CNTV_CTL_EL0.ISTATUS = if status then '1' else '0';

    if ((IsFeatureImplemented(FEAT_VHE) && (HaveEL(EL3) || !IsFeatureImplemented(FEAT_SEL2))) &&
        CNTHV_CTL_EL2.ENABLE == '1') then
        status = IsTimerConditionMet(Zeros(64), CNTHV_CVAL_EL2,
                                     CNTHV_CTL_EL2.IMASK, InterruptID\_CNTHV);
        CNTHV_CTL_EL2.ISTATUS = if status then '1' else '0';

    if ((IsFeatureImplemented(FEAT_SEL2) && IsFeatureImplemented(FEAT_VHE)) &&
        CNTHVS_CTL_EL2.ENABLE == '1') then
        status = IsTimerConditionMet(Zeros(64), CNTHVS_CVAL_EL2,
                                     CNTHVS_CTL_EL2.IMASK, InterruptID\_CNTHVS);
        CNTHVS_CTL_EL2.ISTATUS = if status then '1' else '0';
    return;
```

## Library pseudocode for shared/functions/counters/CNTHCTL\_EL2\_VHE

```
// CNTHCTL_EL2_VHE()
// =====
// In the case where EL2 accesses the CNTKCTL_EL1 register, and the access
// is redirected to CNTHCTL_EL2 as a result of HCR_EL2.E2H being 1,
// then the bits of CNTHCTL_EL2 that are RES0 in CNTKCTL_EL1 are
// treated as being UNKNOWN. This function applies the UNKNOWN behavior.

bits(64) CNTHCTL_EL2_VHE(bits(64) original_value)
    assert PSTATE.EL == EL2;
    assert IsInHost();

    bits(64) return_value = original_value;

    return_value<19:18> = bits(2) UNKNOWN;
    return_value<16:10> = bits(7) UNKNOWN;
    return return_value;
```

## Library pseudocode for shared/functions/counters/GenericCounterTick

```
// GenericCounterTick()
// =====
// Increments PhysicalCount value for every clock tick.

GenericCounterTick()
    bits(64) prev_physical_count;
    if CNTCR.EN == '0' then
        if !HaveAArch64() then
            AArch32.CheckTimerConditions();
        else
            AArch64.CheckTimerConditions();
        return;
    prev_physical_count = PhysicalCountInt();
    if IsFeatureImplemented(FEAT_CNTSC) && CNTCR.SCEN == '1' then
        PhysicalCount = PhysicalCount + ZeroExtend(CNTSCR, 88);
    else
        PhysicalCount<87:24> = PhysicalCount<87:24> + 1;
    if !HaveAArch64() then
        AArch32.CheckTimerConditions();
    else
        AArch64.CheckTimerConditions();
    TestEventCNTP(prev_physical_count, PhysicalCountInt());
    TestEventCNTV(prev_physical_count, PhysicalCountInt());
    return;
```

## Library pseudocode for shared/functions/counters/IsTimerConditionMet

```
// IsTimerConditionMet()
// =====

boolean IsTimerConditionMet(bits(64) offset, bits(64) compare_value,
                             bits(1) imask, InterruptID intid)
    boolean condition_met;
    Signal level;
    condition_met = (UInt(PhysicalCountInt() - offset) -
                     UInt(compare_value)) >= 0;
    level = if condition_met && imask == '0' then Signal\_High else Signal\_Low;
    SetInterruptRequestLevel(intid, level);
    return condition_met;
```

## Library pseudocode for shared/functions/counters/PhysicalCount

```
bits(88) PhysicalCount;
```

## Library pseudocode for shared/functions/counters/SetEventRegister

```
// SetEventRegister()
// =====
// Sets the Event Register of this PE

SetEventRegister()
    EventRegister = '1';
    return;
```

## Library pseudocode for shared/functions/counters/TestEventCNTP

```
// TestEventCNTP()
// =====
// Generate Event stream from the physical counter

TestEventCNTP(bits(64) prev_physical_count, bits(64) current_physical_count)
    bits(64) offset;
    bits(1) samplebit, previousbit;
    if CNTHCTL_EL2.EVNTEN == '1' then
        n = UInt(CNTHCTL_EL2.EVNTI);
        if IsFeatureImplemented(FEAT_ECV) && CNTHCTL_EL2.EVNTIS == '1' then
            n = n + 8;
        if (IsFeatureImplemented(FEAT_ECV) && EL2Enabled() && !ELIsInHost(EL0) &&
            CNTHCTL_EL2.ECV == '1' && SCR_EL3.ECVEn == '1') then
            offset = CNTPOFF_EL2;
        else
            offset = Zeros(64);
        samplebit = (current_physical_count - offset)<n>;
        previousbit = (prev_physical_count - offset)<n>;
        if CNTHCTL_EL2.EVNTDIR == '0' then
            if previousbit == '0' && samplebit == '1' then SetEventRegister();
        else
            if previousbit == '1' && samplebit == '0' then SetEventRegister();
    return;
```

## Library pseudocode for shared/functions/counters/TestEventCNTV

```
// TestEventCNTV()
// =====
// Generate Event stream from the virtual counter

TestEventCNTV(bits(64) prev_physical_count, bits(64) current_physical_count)
    bits(64) offset;
    bits(1) samplebit, previousbit;
    if !ELIsInHost(EL0) && CNTKCTL_EL1.EVNTEN == '1' then
        n = UInt(CNTKCTL_EL1.EVNTI);
        if IsFeatureImplemented(FEAT_ECV) && CNTKCTL_EL1.EVNTIS == '1' then
            n = n + 8;
        if HaveEL(EL2) && !ELIsInHost(EL0) then
            offset = CNTVOFF_EL2;
        else
            offset = Zeros(64);
        samplebit = (current_physical_count - offset)<n>;
        previousbit = (prev_physical_count - offset)<n>;
        if CNTKCTL_EL1.EVNTDIR == '0' then
            if previousbit == '0' && samplebit == '1' then SetEventRegister();
        else
            if previousbit == '1' && samplebit == '0' then SetEventRegister();
    return;
```

## Library pseudocode for shared/functions/crc/BitReverse

```
// BitReverse()
// =====

bits(N) BitReverse(bits(N) data)
  bits(N) result;
  for i = 0 to N-1
    result<(N-i)-1> = data<i>;
  return result;
```

## Library pseudocode for shared/functions/crc/Poly32Mod2

```
// Poly32Mod2()
// =====

// Poly32Mod2 on a bitstring does a polynomial Modulus over {0,1} operation

bits(32) Poly32Mod2(bits(N) data_in, bits(32) poly)
  assert N > 32;
  bits(N) data = data_in;
  for i = N-1 downto 32
    if data<i> == '1' then
      data<i-1:0> = data<i-1:0> EOR (poly:Zeros(i-32));
  return data<31:0>;
```

## Library pseudocode for shared/functions/crypto/AESInvMixColumns

```
// AESInvMixColumns()
// =====
// Transformation in the Inverse Cipher that is the inverse of AESMixColumns.

bits(128) AESInvMixColumns(bits (128) op)
  bits(4*8) in0 = op< 96+:8> : op< 64+:8> : op< 32+:8> : op< 0+:8>;
  bits(4*8) in1 = op<104+:8> : op< 72+:8> : op< 40+:8> : op< 8+:8>;
  bits(4*8) in2 = op<112+:8> : op< 80+:8> : op< 48+:8> : op< 16+:8>;
  bits(4*8) in3 = op<120+:8> : op< 88+:8> : op< 56+:8> : op< 24+:8>;

  bits(4*8) out0;
  bits(4*8) out1;
  bits(4*8) out2;
  bits(4*8) out3;

  for c = 0 to 3
    out0<c*8+:8> = (FFmul0E(in0<c*8+:8>) EOR FFmul0B(in1<c*8+:8>) EOR FFmul0D(in2<c*8+:8>) EOR
      FFmul09(in3<c*8+:8>));
    out1<c*8+:8> = (FFmul09(in0<c*8+:8>) EOR FFmul0E(in1<c*8+:8>) EOR FFmul0B(in2<c*8+:8>) EOR
      FFmul0D(in3<c*8+:8>));
    out2<c*8+:8> = (FFmul0D(in0<c*8+:8>) EOR FFmul09(in1<c*8+:8>) EOR FFmul0E(in2<c*8+:8>) EOR
      FFmul0B(in3<c*8+:8>));
    out3<c*8+:8> = (FFmul0B(in0<c*8+:8>) EOR FFmul0D(in1<c*8+:8>) EOR FFmul09(in2<c*8+:8>) EOR
      FFmul0E(in3<c*8+:8>));

  return (
    out3<3*8+:8> : out2<3*8+:8> : out1<3*8+:8> : out0<3*8+:8> :
    out3<2*8+:8> : out2<2*8+:8> : out1<2*8+:8> : out0<2*8+:8> :
    out3<1*8+:8> : out2<1*8+:8> : out1<1*8+:8> : out0<1*8+:8> :
    out3<0*8+:8> : out2<0*8+:8> : out1<0*8+:8> : out0<0*8+:8>
  );
```



## Library pseudocode for shared/functions/crypto/AESInvShiftRows

```
// AESInvShiftRows()
// =====
// Transformation in the Inverse Cipher that is inverse of AESShiftRows.

bits(128) AESInvShiftRows(bits(128) op)
    return (
        op< 31: 24> : op< 55: 48> : op< 79: 72> : op<103: 96> :
        op<127:120> : op< 23: 16> : op< 47: 40> : op< 71: 64> :
        op< 95: 88> : op<119:112> : op< 15: 8> : op< 39: 32> :
        op< 63: 56> : op< 87: 80> : op<111:104> : op< 7: 0>
    );
```

## Library pseudocode for shared/functions/crypto/AESInvSubBytes

```
// AESInvSubBytes()
// =====
// Transformation in the Inverse Cipher that is the inverse of AESSubBytes.

bits(128) AESInvSubBytes(bits(128) op)
    // Inverse S-box values
    bits(16*16*8) GF2_inv = (
        /*      F E D C B A 9 8 7 6 5 4 3 2 1 0      */
        /*F*/ 0x7d0c2155631469e126d677ba7e042b17<127:0> :
        /*E*/ 0x619953833cbbbec8b0f52aae4d3be0a0<127:0> :
        /*D*/ 0xef9cc9939f7ae52d0d4ab519a97f5160<127:0> :
        /*C*/ 0x5fec8027591012b131c7078833a8dd1f<127:0> :
        /*B*/ 0xf45acd78fec0db9a2079d2c64b3e56fc<127:0> :
        /*A*/ 0x1bbe18aa0e62b76f89c5291d711af147<127:0> :
        /*9*/ 0x6edf751ce837f9e28535ade72274ac96<127:0> :
        /*8*/ 0x73e6b4f0cecff297eadc674f4111913a<127:0> :
        /*7*/ 0x6b8a130103bdafc1020f3fca8f1e2cd0<127:0> :
        /*6*/ 0x0645b3b80558e4f70ad3bc8c00abd890<127:0> :
        /*5*/ 0x849d8da75746155edab9edfd5048706c<127:0> :
        /*4*/ 0x92b6655dcc5ca4d41698688664f6f872<127:0> :
        /*3*/ 0x25d18b6d49a25b76b224d92866a12e08<127:0> :
        /*2*/ 0x4ec3fa420b954cee3d23c2a632947b54<127:0> :
        /*1*/ 0xcbe9dec444438e3487ff2f9b8239e37c<127:0> :
        /*0*/ 0xfbd7f3819ea340bf38a53630d56a0952<127:0>
    );
    bits(128) out;
    for i = 0 to 15
        out<i*8+:8> = GF2_inv<UInt>(op<i*8+:8>)*8+:8>;
    return out;
```

## Library pseudocode for shared/functions/crypto/AESMixColumns

```
// AESMixColumns()
// =====
// Transformation in the Cipher that takes all of the columns of the
// State and mixes their data (independently of one another) to
// produce new columns.

bits(128) AESMixColumns(bits (128) op)
  bits(4*8) in0 = op< 96+:8> : op< 64+:8> : op< 32+:8> : op<  0+:8>;
  bits(4*8) in1 = op<104+:8> : op< 72+:8> : op< 40+:8> : op<  8+:8>;
  bits(4*8) in2 = op<112+:8> : op< 80+:8> : op< 48+:8> : op< 16+:8>;
  bits(4*8) in3 = op<120+:8> : op< 88+:8> : op< 56+:8> : op< 24+:8>;

  bits(4*8) out0;
  bits(4*8) out1;
  bits(4*8) out2;
  bits(4*8) out3;

  for c = 0 to 3
    out0<c*8+:8> = (FFmul02(in0<c*8+:8>) EOR FFmul03(in1<c*8+:8>) EOR
                  in2<c*8+:8> EOR in3<c*8+:8>);
    out1<c*8+:8> = (FFmul02(in1<c*8+:8>) EOR FFmul03(in2<c*8+:8>) EOR
                  in3<c*8+:8> EOR in0<c*8+:8>);
    out2<c*8+:8> = (FFmul02(in2<c*8+:8>) EOR FFmul03(in3<c*8+:8>) EOR
                  in0<c*8+:8> EOR in1<c*8+:8>);
    out3<c*8+:8> = (FFmul02(in3<c*8+:8>) EOR FFmul03(in0<c*8+:8>) EOR
                  in1<c*8+:8> EOR in2<c*8+:8>);

  return (
    out3<3*8+:8> : out2<3*8+:8> : out1<3*8+:8> : out0<3*8+:8> :
    out3<2*8+:8> : out2<2*8+:8> : out1<2*8+:8> : out0<2*8+:8> :
    out3<1*8+:8> : out2<1*8+:8> : out1<1*8+:8> : out0<1*8+:8> :
    out3<0*8+:8> : out2<0*8+:8> : out1<0*8+:8> : out0<0*8+:8>
  );
```

## Library pseudocode for shared/functions/crypto/AESShiftRows

```
// AESShiftRows()
// =====
// Transformation in the Cipher that processes the State by cyclically
// shifting the last three rows of the State by different offsets.

bits(128) AESShiftRows(bits(128) op)
  return (
    op< 95: 88> : op< 55: 48> : op< 15:  8> : op<103: 96> :
    op< 63: 56> : op< 23: 16> : op<111:104> : op< 71: 64> :
    op< 31: 24> : op<119:112> : op< 79: 72> : op< 39: 32> :
    op<127:120> : op< 87: 80> : op< 47: 40> : op<  7:  0>
  );
```

## Library pseudocode for shared/functions/crypto/AESSubBytes

```
// AESSubBytes()
// =====
// Transformation in the Cipher that processes the State using a nonlinear
// byte substitution table (S-box) that operates on each of the State bytes
// independently.

bits(128) AESSubBytes(bits(128) op)
    // S-box values
    bits(16*16*8) GF2 = (
        /*      F E D C B A 9 8 7 6 5 4 3 2 1 0      */
        /*F*/ 0x16bb54b00f2d99416842e6bf0d89a18c<127:0> :
        /*E*/ 0xdf2855cee9871e9b948ed9691198f8e1<127:0> :
        /*D*/ 0x9e1dc186b95735610ef6034866b53e70<127:0> :
        /*C*/ 0x8a8bbd4b1f74dde8c6b4a61c2e2578ba<127:0> :
        /*B*/ 0x08ae7a65eaf4566ca94ed58d6d37c8e7<127:0> :
        /*A*/ 0x79e4959162acd3c25c2406490a3a32e0<127:0> :
        /*9*/ 0xdb0b5ede14b8ee4688902a22dc4f8160<127:0> :
        /*8*/ 0x73195d643d7ea7c41744975fec130ccd<127:0> :
        /*7*/ 0xd2f3ff1021dab6bcf5389d928f40a351<127:0> :
        /*6*/ 0xa89f3c507f02f94585334d43fbaaefd0<127:0> :
        /*5*/ 0xcf584c4a39becb6a5bb1fc20ed00d153<127:0> :
        /*4*/ 0x842fe329b3d63b52a05a6e1b1a2c8309<127:0> :
        /*3*/ 0x75b227ebe28012079a059618c323c704<127:0> :
        /*2*/ 0x1531d871f1e5a534ccf73f362693fdb7<127:0> :
        /*1*/ 0xc072a49cafa2d4adf04759fa7dc982ca<127:0> :
        /*0*/ 0x76abd7fe2b670130c56f6bf27b777c63<127:0>
    );
    bits(128) out;
    for i = 0 to 15
        out<i*8+:8> = GF2<UInt>(op<i*8+:8>)*8+:8>;
    return out;
```

## Library pseudocode for shared/functions/crypto/FFmul02

```
// FFmul02()
// =====

bits(8) FFmul02(bits(8) b)
    bits(256*8) FFmul_02 = (
        /*      F E D C B A 9 8 7 6 5 4 3 2 1 0      */
        /*F*/ 0xE5E7E1E3EDEFE9EBF5F7F1F3FDFFF9FB<127:0> :
        /*E*/ 0xC5C7C1C3CDCFC9CBD5D7D1D3DDDFD9DB<127:0> :
        /*D*/ 0xA5A7A1A3ADAF9ABB5B7B1B3BDBFB9BB<127:0> :
        /*C*/ 0x858781838D8F898B959791939D9F999B<127:0> :
        /*B*/ 0x656761636D6F696B757771737D7F797B<127:0> :
        /*A*/ 0x454741434D4F494B555751535D5F595B<127:0> :
        /*9*/ 0x252721232D2F292B353731333D3F393B<127:0> :
        /*8*/ 0x050701030D0F090B151711131D1F191B<127:0> :
        /*7*/ 0xFEFCFAF8F6F4F2F0EEECFAE8E6E4E2E0<127:0> :
        /*6*/ 0xDEDCDAD8D6D4D2D0CECCAC8C6C4C2C0<127:0> :
        /*5*/ 0xBEBBCBAB8B6B4B2B0AEACAAA8A6A4A2A0<127:0> :
        /*4*/ 0x9E9C9A98969492908E8C8A8886848280<127:0> :
        /*3*/ 0x7E7C7A78767472706E6C6A6866646260<127:0> :
        /*2*/ 0x5E5C5A58565452504E4C4A4846444240<127:0> :
        /*1*/ 0x3E3C3A38363432302E2C2A2826242220<127:0> :
        /*0*/ 0x1E1C1A1816141210E0C0A0806040200<127:0>
    );
    return FFmul_02<UInt>(b)*8+:8>;
```

## Library pseudocode for shared/functions/crypto/FFmul03

```
// FFmul03()
// =====

bits(8) FFmul03(bits(8) b)
    bits(256*8) FFmul_03 = (
        /*      F E D C B A 9 8 7 6 5 4 3 2 1 0      */
        /*F*/ 0x1A191C1F16151013020104070E0D080B<127:0> :
        /*E*/ 0x2A292C2F26252023323134373E3D383B<127:0> :
        /*D*/ 0x7A797C7F76757073626164676E6D686B<127:0> :
        /*C*/ 0x4A494C4F46454043525154575E5D585B<127:0> :
        /*B*/ 0xDAD9DCDFD6D5D0D3C2C1C4C7CECDC8CB<127:0> :
        /*A*/ 0xEAE9ECEFE6E5E0E3F2F1F4F7FEFDF8FB<127:0> :
        /*9*/ 0xBAB9BCBFB6B5B0B3A2A1A4A7AEADA8AB<127:0> :
        /*8*/ 0x8A898C8F86858083929194979E9D989B<127:0> :
        /*7*/ 0x818287848D8E8B88999A9F9C95969390<127:0> :
        /*6*/ 0xB1B2B7B4DBEBBBB8A9AAAFACA5A6A3A0<127:0> :
        /*5*/ 0xE1E2E7E4EDEEEEBE8F9FAFFFCF5F6F3F0<127:0> :
        /*4*/ 0xD1D2D7D4DDDEDBD8C9CACFCCC5C6C3C0<127:0> :
        /*3*/ 0x414247444D4E4B48595A5F5C55565350<127:0> :
        /*2*/ 0x717277747D7E7B78696A6F6C65666360<127:0> :
        /*1*/ 0x212227242D2E2B28393A3F3C35363330<127:0> :
        /*0*/ 0x111217141D1E1B18090A0F0C05060300<127:0>
    );
    return FFmul_03<UInt>(b)*8+:8>;
```

## Library pseudocode for shared/functions/crypto/FFmul09

```
// FFmul09()
// =====

bits(8) FFmul09(bits(8) b)
    bits(256*8) FFmul_09 = (
        /*      F E D C B A 9 8 7 6 5 4 3 2 1 0      */
        /*F*/ 0x464F545D626B70790E071C152A233831<127:0> :
        /*E*/ 0xD6DFC4CDF2FBE0E99E978C85BAB3A8A1<127:0> :
        /*D*/ 0x7D746F6659504B42353C272E1118030A<127:0> :
        /*C*/ 0xEDE4FFF6C9C0DBD2A5ACB7BE8188939A<127:0> :
        /*B*/ 0x3039222B141D060F78716A635C554E47<127:0> :
        /*A*/ 0xA0A9B2BB848D969FE8E1FAF3CCC5DED7<127:0> :
        /*9*/ 0x0B0219102F263D34434A5158676E757C<127:0> :
        /*8*/ 0x9B928980BFB6ADA4D3DAC1C8F7FEE5EC<127:0> :
        /*7*/ 0xAAA3B8B18E879C95E2EBF0F9C6CFD4DD<127:0> :
        /*6*/ 0x3A3328211E170C05727B6069565F444D<127:0> :
        /*5*/ 0x9198838AB5BCA7AED9D0CBC2FDF4EFE6<127:0> :
        /*4*/ 0x0108131A252C373E49405B526D647F76<127:0> :
        /*3*/ 0xDCD5CEC7F8F1EAE3949D868FB0B9A2AB<127:0> :
        /*2*/ 0x4C455E5768617A73040D161F2029323B<127:0> :
        /*1*/ 0xE7EEF5FCC3CAD1D8AFA6BDB48B829990<127:0> :
        /*0*/ 0x777E656C535A41483F362D241B120900<127:0>
    );
    return FFmul_09<UInt>(b)*8+:8>;
```

## Library pseudocode for shared/functions/crypto/FFmul0B

```
// FFmul0B()
// =====

bits(8) FFmul0B(bits(8) b)
    bits(256*8) FFmul_0B = (
        /*      F E D C B A 9 8 7 6 5 4 3 2 1 0      */
        /*F*/ 0xA3A8B5BE8F849992FBF0EDE6D7DCC1CA<127:0> :
        /*E*/ 0x1318050E3F3429224B405D56676C717A<127:0> :
        /*D*/ 0xD8D3CEC5F4FFE2E9808B969DACA7BAB1<127:0> :
        /*C*/ 0x68637E75444F5259303B262D1C170A01<127:0> :
        /*B*/ 0x555E434879726F640D061B10212A373C<127:0> :
        /*A*/ 0xE5EEF3F8C9C2DFD4BDB6ABA0919A878C<127:0> :
        /*9*/ 0x2E2538330209141F767D606B5A514C47<127:0> :
        /*8*/ 0x9E958883B2B9A4AFC6CDD0DBEAE1FCF7<127:0> :
        /*7*/ 0x545F424978736E650C071A11202B363D<127:0> :
        /*6*/ 0xE4EFF2F9C8C3DED5BCB7AAA1909B868D<127:0> :
        /*5*/ 0x2F2439320308151E777C616A5B504D46<127:0> :
        /*4*/ 0x9F948982B3B8A5AEC7CCD1DAEBE0FDF6<127:0> :
        /*3*/ 0xA2A9B4BF8E859893FAF1ECE7D6DDC0CB<127:0> :
        /*2*/ 0x1219040F3E3528234A415C57666D707B<127:0> :
        /*1*/ 0xD9D2CFC4F5FEE3E8818A979CADA6BBB0<127:0> :
        /*0*/ 0x69627F74454E5358313A272C1D160B00<127:0>

    );
    return FFmul_0B<UInt>(b)*8+:8;
```

## Library pseudocode for shared/functions/crypto/FFmul0D

```
// FFmul0D()
// =====

bits(8) FFmul0D(bits(8) b)
    bits(256*8) FFmul_0D = (
        /*      F E D C B A 9 8 7 6 5 4 3 2 1 0      */
        /*F*/ 0x979A8D80A3AEB9B4FFF2E5E8CBC6D1DC<127:0> :
        /*E*/ 0x474A5D50737E69642F2235381B16010C<127:0> :
        /*D*/ 0x2C21363B1815020F44495E53707D6A67<127:0> :
        /*C*/ 0xFCF1E6EBC8C5D2DF94998E83A0ADBAB7<127:0> :
        /*B*/ 0xFAF7E0EDCEC3D4D9929F8885A6ABBCB1<127:0> :
        /*A*/ 0x2A27303D1E130409424F5855767B6C61<127:0> :
        /*9*/ 0x414C5B5675786F622924333E1D10070A<127:0> :
        /*8*/ 0x919C8B86A5A8BFB2F9F4E3EECDC0D7DA<127:0> :
        /*7*/ 0x4D40575A7974636E25283F32111C0B06<127:0> :
        /*6*/ 0x9D90878AA9A4B3BEF5F8EFE2C1CCDBD6<127:0> :
        /*5*/ 0xF6FBECE1C2CFD8D59E938489AAA7B0BD<127:0> :
        /*4*/ 0x262B3C31121F08054E4354597A77606D<127:0> :
        /*3*/ 0x202D3A3714190E034845525F7C71666B<127:0> :
        /*2*/ 0xF0FDEAE7C4C9DED39895828FACA1B6BB<127:0> :
        /*1*/ 0x9B96818CAFA2B5B8F3FEE9E4C7CADD0<127:0> :
        /*0*/ 0x4B46515C7F726568232E3934171A0D00<127:0>

    );
    return FFmul_0D<UInt>(b)*8+:8;
```

## Library pseudocode for shared/functions/crypto/FFmul0E

```
// FFmul0E()
// =====

bits(8) FFmul0E(bits(8) b)
  bits(256*8) FFmul_0E = (
    /*      F E D C B A 9 8 7 6 5 4 3 2 1 0      */
    /*F*/ 0x8D83919FB5BBA9A7FDF3E1EFC5CBD9D7<127:0> :
    /*E*/ 0x6D63717F555B49471D13010F252B3937<127:0> :
    /*D*/ 0x56584A446E60727C26283A341E10020C<127:0> :
    /*C*/ 0xB6B8AAA48E80929CC6C8DAD4FEF0E2EC<127:0> :
    /*B*/ 0x202E3C321816040A505E4C426866747A<127:0> :
    /*A*/ 0xC0CEDCD2F8F6E4EAB0BEACA28886949A<127:0> :
    /*9*/ 0xFBF5E7E9C3CDDFD18B859799B3BDAFA1<127:0> :
    /*8*/ 0x1B150709232D3F316B657779535D4F41<127:0> :
    /*7*/ 0xCCC2D0DEF4FAE8E6BCB2A0AE848A9896<127:0> :
    /*6*/ 0x2C22303E141A08065C52404E646A7876<127:0> :
    /*5*/ 0x17190B052F21333D67697B755F51434D<127:0> :
    /*4*/ 0xF7F9EBE5CFC1D3DD87899B95BFB1A3AD<127:0> :
    /*3*/ 0x616F7D735957454B111F0D032927353B<127:0> :
    /*2*/ 0x818F9D93B9B7A5ABF1FFEDE3C9C7D5DB<127:0> :
    /*1*/ 0xBAB4A6A8828C9E90CAC4D6D8F2FCEEE0<127:0> :
    /*0*/ 0x5A544648626C7E702A243638121C0E00<127:0>
  );
  return FFmul_0E<UInt>(b)*8+:8>;
```

## Library pseudocode for shared/functions/crypto/ROL

```
// ROL()
// =====

bits(N) ROL(bits(N) x, integer shift)
  assert shift >= 0 && shift <= N;
  if (shift == 0) then
    return x;
  return ROL(x, N-shift);
```

## Library pseudocode for shared/functions/crypto/SHA256hash

```
// SHA256hash()
// =====

bits(128) SHA256hash(bits(128) x_in, bits(128) y_in, bits(128) w, boolean part1)
  bits(32) chs, maj, t;
  bits(128) x = x_in;
  bits(128) y = y_in;

  for e = 0 to 3
    chs = SHAchoose(y<31:0>, y<63:32>, y<95:64>);
    maj = SHAmajority(x<31:0>, x<63:32>, x<95:64>);
    t = y<127:96> + SHAhashSIGMA1(y<31:0>) + chs + Elem[w, e, 32];
    x<127:96> = t + x<127:96>;
    y<127:96> = t + SHAhashSIGMA0(x<31:0>) + maj;
    <y, x> = ROL(y : x, 32);
  return (if part1 then x else y);
```

## Library pseudocode for shared/functions/crypto/SHAchoose

```
// SHAchoose()
// =====

bits(32) SHAchoose(bits(32) x, bits(32) y, bits(32) z)
  return ((y EOR z) AND x) EOR z;
```

## Library pseudocode for shared/functions/crypto/SHAhashSIGMA0

```
// SHAhashSIGMA0()
// =====

bits(32) SHAhashSIGMA0(bits(32) x)
    return ROR(x, 2) EOR ROR(x, 13) EOR ROR(x, 22);
```

## Library pseudocode for shared/functions/crypto/SHAhashSIGMA1

```
// SHAhashSIGMA1()
// =====

bits(32) SHAhashSIGMA1(bits(32) x)
    return ROR(x, 6) EOR ROR(x, 11) EOR ROR(x, 25);
```

## Library pseudocode for shared/functions/crypto/SHAmajority

```
// SHAmajority()
// =====

bits(32) SHAmajority(bits(32) x, bits(32) y, bits(32) z)
    return ((x AND y) OR ((x OR y) AND z));
```

## Library pseudocode for shared/functions/crypto/SHAparity

```
// SHAparity()
// =====

bits(32) SHAparity(bits(32) x, bits(32) y, bits(32) z)
    return (x EOR y EOR z);
```

## Library pseudocode for shared/functions/crypto/Sbox

```
// Sbox()
// =====
// Used in SM4E crypto instruction

bits(8) Sbox(bits(8) sboxin)
    bits(8) sboxout;
    bits(2048) sboxstring = (
        /*      F E D C B A 9 8 7 6 5 4 3 2 1 0      */
        /*F*/ 0xd690e9fecce13db716b614c228fb2c05<127:0> :
        /*E*/ 0x2b679a762abe04c3aa44132649860699<127:0> :
        /*D*/ 0x9c4250f491ef987a33540b43edcfac62<127:0> :
        /*C*/ 0xe4b31ca9c908e89580df94fa758f3fa6<127:0> :
        /*B*/ 0x4707a7fcf37317ba83593c19e6854fa8<127:0> :
        /*A*/ 0x686b81b27164da8bf8eb0f4b70569d35<127:0> :
        /*9*/ 0x1e240e5e6358d1a225227c3b01217887<127:0> :
        /*8*/ 0xd40046579fd327524c3602e7a0c4c89e<127:0> :
        /*7*/ 0xeabf8ad240c738b5a3f7f2cef96115a1<127:0> :
        /*6*/ 0xe0ae5da49b341a55ad933230f58cb1e3<127:0> :
        /*5*/ 0x1df6e22e8266ca60c02923ab0d534e6f<127:0> :
        /*4*/ 0xd5db3745defd8e2f03ff6a726d6c5b51<127:0> :
        /*3*/ 0x8d1baf92bbddbc7f11d95c411f105ad8<127:0> :
        /*2*/ 0x0ac13188a5cd7bbd2d74d012b8e5b4b0<127:0> :
        /*1*/ 0x8969974a0c96777e65b9f109c56ec684<127:0> :
        /*0*/ 0x18f07dec3adc4d2079ee5f3ed7cb3948<127:0>
    );
    constant integer sboxindex = 255 - UInt(sboxin);
    sboxout = Elem[sboxstring, sboxindex, 8];
    return sboxout;
```

### Library pseudocode for shared/functions/exclusive/ClearExclusiveByAddress

```
// ClearExclusiveByAddress()
// =====
// Clear the global Exclusives monitors for all PEs EXCEPT processorid if they
// record any part of the physical address region of size bytes starting at paddress.
// It is IMPLEMENTATION DEFINED whether the global Exclusives monitor for processorid
// is also cleared if it records any part of the address region.

ClearExclusiveByAddress(FullAddress paddress, integer processorid, integer size);
```

### Library pseudocode for shared/functions/exclusive/ClearExclusiveLocal

```
// ClearExclusiveLocal()
// =====
// Clear the local Exclusives monitor for the specified processorid.

ClearExclusiveLocal(integer processorid);
```

### Library pseudocode for shared/functions/exclusive/ExclusiveMonitorsStatus

```
// ExclusiveMonitorsStatus()
// =====
// Returns '0' to indicate success if the last memory write by this PE was to
// the same physical address region endorsed by ExclusiveMonitorsPass().
// Returns '1' to indicate failure if address translation resulted in a different
// physical address.

bit ExclusiveMonitorsStatus();
```

### Library pseudocode for shared/functions/exclusive/IsExclusiveGlobal

```
// IsExclusiveGlobal()
// =====
// Return TRUE if the global Exclusives monitor for processorid includes all of
// the physical address region of size bytes starting at paddress.

boolean IsExclusiveGlobal(FullAddress paddress, integer processorid, integer size);
```

### Library pseudocode for shared/functions/exclusive/IsExclusiveLocal

```
// IsExclusiveLocal()
// =====
// Return TRUE if the local Exclusives monitor for processorid includes all of
// the physical address region of size bytes starting at paddress.

boolean IsExclusiveLocal(FullAddress paddress, integer processorid, integer size);
```

### Library pseudocode for shared/functions/exclusive/MarkExclusiveGlobal

```
// MarkExclusiveGlobal()
// =====
// Record the physical address region of size bytes starting at paddress in
// the global Exclusives monitor for processorid.

MarkExclusiveGlobal(FullAddress paddress, integer processorid, integer size);
```

### Library pseudocode for shared/functions/exclusive/MarkExclusiveLocal

```
// MarkExclusiveLocal()
// =====
// Record the physical address region of size bytes starting at paddress in
// the local Exclusives monitor for processorid.

MarkExclusiveLocal(FullAddress paddress, integer processorid, integer size);
```



### Library pseudocode for shared/functions/exclusive/ProcessorID

```
// ProcessorID()
// =====
// Return the ID of the currently executing PE.

integer ProcessorID();
```

### Library pseudocode for shared/functions/extension/HaveSoftwareLock

```
// HaveSoftwareLock()
// =====
// Returns TRUE if Software Lock is implemented.

boolean HaveSoftwareLock(Component component)
    if IsFeatureImplemented(FEAT_Debugv8p4) then
        return FALSE;
    if IsFeatureImplemented(FEAT_DoPD) && component != Component\_CTI then
        return FALSE;
    case component of
        when Component\_Debug
            return boolean IMPLEMENTATION_DEFINED "Debug has Software Lock";
        when Component\_PMU
            return boolean IMPLEMENTATION_DEFINED "PMU has Software Lock";
        when Component\_CTI
            return boolean IMPLEMENTATION_DEFINED "CTI has Software Lock";
        otherwise
            Unreachable();
```

### Library pseudocode for shared/functions/extension/HaveTraceExt

```
// HaveTraceExt()
// =====
// Returns TRUE if Trace functionality as described by the Trace Architecture
// is implemented.

boolean HaveTraceExt()
    return IsFeatureImplemented(FEAT_ETE) || IsFeatureImplemented(FEAT_ETMv4);
```

### Library pseudocode for shared/functions/extension/InsertIESBBeforeException

```
// InsertIESBBeforeException()
// =====
// Returns an implementation defined choice whether to insert an implicit error synchronization
// barrier before exception.
// If SCTLr_ELx.IESB is 1 when an exception is generated to ELx, any pending Unrecoverable
// SError interrupt must be taken before executing any instructions in the exception handler.
// However, this can be before the branch to the exception handler is made.

boolean InsertIESBBeforeException(bits(2) el)
    return (IsFeatureImplemented(FEAT_IESB) && boolean IMPLEMENTATION_DEFINED
        "Has Implicit Error Synchronization Barrier before Exception");
```

### Library pseudocode for shared/functions/externalaborts/ActionRequired

```
// ActionRequired()
// =====
// Return an implementation specific value:
// returns TRUE if action is required, FALSE otherwise.

boolean ActionRequired();
```

### Library pseudocode for shared/functions/externalaborts/ClearPendingDelegatedSError

```
// ClearPendingDelegatedSError()
// =====
// Clear a pending delegated SError interrupt.

ClearPendingDelegatedSError()
    assert IsFeatureImplemented(FEAT_E3DSE);
    SCR_EL3.DSE = '0';
```

### Library pseudocode for shared/functions/externalaborts/ClearPendingPhysicalSError

```
// ClearPendingPhysicalSError()
// =====
// Clear a pending physical SError interrupt.

ClearPendingPhysicalSError();
```

### Library pseudocode for shared/functions/externalaborts/ClearPendingVirtualSError

```
// ClearPendingVirtualSError()
// =====
// Clear a pending virtual SError interrupt.

ClearPendingVirtualSError()
    if ELUsingAArch32(EL2) then
        HCR.VA = '0';
    else
        HCR_EL2.VSE = '0';
```

### Library pseudocode for shared/functions/externalaborts/ErrorIsContained

```
// ErrorIsContained()
// =====
// Return an implementation specific value:
// TRUE if Error is contained by the PE, FALSE otherwise.

boolean ErrorIsContained();
```

### Library pseudocode for shared/functions/externalaborts/ErrorIsSynchronized

```
// ErrorIsSynchronized()
// =====
// Return an implementation specific value:
// returns TRUE if Error is synchronized by any synchronization event
// FALSE otherwise.

boolean ErrorIsSynchronized();
```

## Library pseudocode for shared/functions/externalaborts/ExtAbortToA64

```
// ExtAbortToA64()
// =====
// Returns TRUE if synchronous exception is being taken to A64 exception
// level.

boolean ExtAbortToA64(FaultRecord fault)
    // Check if routed to AArch64 state
    route_to_aarch64 = PSTATE.EL == EL0 && !ELUsingAArch32(EL1);

    if !route_to_aarch64 && EL2Enabled() && !ELUsingAArch32(EL2) then
        route_to_aarch64 = (HCR_EL2.TGE == '1' || IsSecondStage(fault) ||
            (IsFeatureImplemented(FEAT_RAS) && HCR_EL2.TEA == '1' &&
                IsExternalAbort(fault)) ||
            (IsDebugException(fault) && MDCR_EL2.TDE == '1'));

    if !route_to_aarch64 && HaveEL(EL3) && !ELUsingAArch32(EL3) then
        route_to_aarch64 = SCR_curr[].EA == '1' && IsExternalAbort(fault);

    return route_to_aarch64 && IsExternalSyncAbort(fault.statuscode);
```

## Library pseudocode for shared/functions/externalaborts/FaultIsCorrected

```
// FaultIsCorrected()
// =====
// Return an implementation specific value:
// TRUE if fault is corrected by the PE, FALSE otherwise.

boolean FaultIsCorrected();
```

## Library pseudocode for shared/functions/externalaborts/GetPendingPhysicalSError

```
// GetPendingPhysicalSError()
// =====
// Returns the FaultRecord containing details of pending Physical SError
// interrupt.

FaultRecord GetPendingPhysicalSError();
```

## Library pseudocode for shared/functions/externalaborts/HandleExternalAbort

```
// HandleExternalAbort()
// =====
// Takes a Synchronous/Asynchronous abort based on fault.

HandleExternalAbort(PhysMemRetStatus memretstatus, boolean iswrite,
                   AddressDescriptor memaddrdesc, integer size,
                   AccessDescriptor accdesc)
    assert (memretstatus.statuscode IN {Fault\_SyncExternal, Fault\_AsyncExternal} ||
           (!IsFeatureImplemented(FEAT_RAS) && memretstatus.statuscode IN {Fault\_SyncParity,
                                                                           Fault\_AsyncParity}));

    fault = NoFault(accdesc);
    fault.statuscode = memretstatus.statuscode;
    fault.write      = iswrite;
    fault.extflag    = memretstatus.extflag;
    // It is implementation specific whether External aborts signaled
    // in-band synchronously are taken synchronously or asynchronously
    if (IsExternalSyncAbort(fault) &&
        ((IsFeatureImplemented(FEAT_RASv2) && ExtAbortToA64(fault) &&
          PEErrorState(fault) IN {ErrorState\_UC, ErrorState\_UEU})) ||
        !IsExternalAbortTakenSynchronously(memretstatus, iswrite, memaddrdesc,
                                           size, accdesc))) then
        if fault.statuscode == Fault\_SyncParity then
            fault.statuscode = Fault\_AsyncParity;
        else
            fault.statuscode = Fault\_AsyncExternal;

    if IsFeatureImplemented(FEAT_RAS) then
        fault.merrorstate = memretstatus.merrorstate;

    if IsExternalSyncAbort(fault) then
        if UsingAArch32() then
            AArch32.Abort(memaddrdesc.vaddress<31:0>, fault);
        else
            AArch64.Abort(memaddrdesc.vaddress, fault);

    else
        PendSErrorInterrupt(fault);
```

## Library pseudocode for shared/functions/externalaborts/HandleExternalReadAbort

```
// HandleExternalReadAbort()
// =====
// Wrapper function for HandleExternalAbort function in case of an External
// Abort on memory read.

HandleExternalReadAbort(PhysMemRetStatus memstatus, AddressDescriptor memaddrdesc,
                       integer size, AccessDescriptor accdesc)
    iswrite = FALSE;
    HandleExternalAbort(memstatus, iswrite, memaddrdesc, size, accdesc);
```

## Library pseudocode for shared/functions/externalaborts/HandleExternalTTWAbort

```
// HandleExternalTTWAbort()
// =====
// Take Asynchronous abort or update FaultRecord for Translation Table Walk
// based on PhysMemRetStatus.

FaultRecord HandleExternalTTWAbort(PhysMemRetStatus memretstatus, boolean iswrite,
                                   AddressDescriptor memaddrdesc,
                                   AccessDescriptor accdesc, integer size,
                                   FaultRecord input_fault)

output_fault = input_fault;
output_fault.extflag = memretstatus.extflag;
output_fault.statuscode = memretstatus.statuscode;
if (IsExternalSyncAbort(output_fault) &&
    ((IsFeatureImplemented(FEAT_RASv2) && ExtAbortToA64(output_fault) &&
      PEErrorState(output_fault) IN {ErrorState UC, ErrorState UEU}) ||
     !IsExternalAbortTakenSynchronously(memretstatus, iswrite, memaddrdesc,
                                         size, accdesc))) then
    if output_fault.statuscode == Fault\_SyncParity then
        output_fault.statuscode = Fault\_AsyncParity;
    else
        output_fault.statuscode = Fault\_AsyncExternal;

// If a synchronous fault is on a translation table walk, then update
// the fault type
if IsExternalSyncAbort(output_fault) then
    if output_fault.statuscode == Fault\_SyncParity then
        output_fault.statuscode = Fault\_SyncParityOnWalk;
    else
        output_fault.statuscode = Fault\_SyncExternalOnWalk;
if IsFeatureImplemented(FEAT_RAS) then
    output_fault.merrorstate = memretstatus.merrorstate;
if !IsExternalSyncAbort(output_fault) then
    PendSErrorInterrupt(output_fault);
    output_fault.statuscode = Fault\_None;
return output_fault;
```

## Library pseudocode for shared/functions/externalaborts/HandleExternalWriteAbort

```
// HandleExternalWriteAbort()
// =====
// Wrapper function for HandleExternalAbort function in case of an External
// Abort on memory write.

HandleExternalWriteAbort(PhysMemRetStatus memstatus, AddressDescriptor memaddrdesc,
                        integer size, AccessDescriptor accdesc)

iswrite = TRUE;
HandleExternalAbort(memstatus, iswrite, memaddrdesc, size, accdesc);
```

## Library pseudocode for shared/functions/externalaborts/IsExternalAbortTakenSynchronously

```
// IsExternalAbortTakenSynchronously()
// =====
// Return an implementation specific value:
// TRUE if the fault returned for the access can be taken synchronously,
// FALSE otherwise.
//
// This might vary between accesses, for example depending on the error type
// or memory type being accessed.
// External aborts on data accesses and translation table walks on data accesses
// can be either synchronous or asynchronous.
//
// When FEAT_DoubleFault is not implemented, External aborts on instruction
// fetches and translation table walks on instruction fetches can be either
// synchronous or asynchronous.
// When FEAT_DoubleFault is implemented, all External abort exceptions on
// instruction fetches and translation table walks on instruction fetches
// must be synchronous.

boolean IsExternalAbortTakenSynchronously(PhysMemRetStatus memstatus,
                                         boolean iswrite,
                                         AddressDescriptor desc,
                                         integer size,
                                         AccessDescriptor accdesc);
```

## Library pseudocode for shared/functions/externalaborts/IsPhysicalSErrorPending

```
// IsPhysicalSErrorPending()
// =====
// Returns TRUE if a physical SError interrupt is pending.

boolean IsPhysicalSErrorPending();
```

## Library pseudocode for shared/functions/externalaborts/IsSErrorEdgeTriggered

```
// IsSErrorEdgeTriggered()
// =====
// Returns TRUE if the physical SError interrupt is edge-triggered
// and FALSE otherwise.

boolean IsSErrorEdgeTriggered()
    if IsFeatureImplemented(FEAT_DoubleFault) then
        return TRUE;
    else
        return boolean IMPLEMENTATION_DEFINED "Edge-triggered SError";
```

## Library pseudocode for shared/functions/externalaborts/IsSynchronizablePhysicalSErrorPending

```
// IsSynchronizablePhysicalSErrorPending()
// =====
// Returns TRUE if a synchronizable physical SError interrupt is pending.

boolean IsSynchronizablePhysicalSErrorPending();
```

## Library pseudocode for shared/functions/externalaborts/IsVirtualSErrorPending

```
// IsVirtualSErrorPending()
// =====
// Return TRUE if a virtual SError interrupt is pending.

boolean IsVirtualSErrorPending()
    if ELUsingAArch32(EL2) then
        return HCR.VA == '1';
    else
        return HCR_EL2.VSE == '1';
```

## Library pseudocode for shared/functions/externalaborts/PEErrorState

```
// PErrorState()
// =====
// Returns the error state of the PE on taking an error exception:
// The PE error state reported to software through the exception syndrome also
// depends on how the exception is taken, and so might differ from the value
// returned from this function.

ErrorState PErrorState(FaultRecord fault)
    assert !FaultIsCorrected();
    if (!ErrorIsContained() ||
        (!ErrorIsSynchronized() && !StateIsRecoverable()) ||
        ReportErrorAsUC()) then
        return ErrorState\_UC;

    if !StateIsRecoverable() || ReportErrorAsUEU() then
        return ErrorState\_UEU;

    if ActionRequired() || ReportErrorAsUER() then
        return ErrorState\_UER;

    return ErrorState\_UEO;
```

## Library pseudocode for shared/functions/externalaborts/PendSErrorInterrupt

```
// PendSErrorInterrupt()
// =====
// Pend the SError Interrupt.

PendSErrorInterrupt(FaultRecord fault);
```

## Library pseudocode for shared/functions/externalaborts/ReportErrorAsIMPDEF

```
// ReportErrorAsIMPDEF()
// =====
// Return an implementation specific value:
// returns TRUE if Error is IMPDEF, FALSE otherwise.

boolean ReportErrorAsIMPDEF();
```

## Library pseudocode for shared/functions/externalaborts/ReportErrorAsUC

```
// ReportErrorAsUC()
// =====
// Return an implementation specific value:
// returns TRUE if Error is Uncontainable, FALSE otherwise.

boolean ReportErrorAsUC();
```

## Library pseudocode for shared/functions/externalaborts/ReportErrorAsUER

```
// ReportErrorAsUER()
// =====
// Return an implementation specific value:
// returns TRUE if Error is Recoverable, FALSE otherwise.

boolean ReportErrorAsUER();
```

### Library pseudocode for shared/functions/externalaborts/ReportErrorAsUEU

```
// ReportErrorAsUEU()  
// =====  
// Return an implementation specific value:  
// returns TRUE if Error is Unrecoverable, FALSE otherwise.  
  
boolean ReportErrorAsUEU();
```

### Library pseudocode for shared/functions/externalaborts/ReportErrorAsUncategorized

```
// ReportErrorAsUncategorized()  
// =====  
// Return an implementation specific value:  
// returns TRUE if Error is uncategorized, FALSE otherwise.  
  
boolean ReportErrorAsUncategorized();
```

### Library pseudocode for shared/functions/externalaborts/StateIsRecoverable

```
// StateIsRecoverable()  
// =====  
// Return an implementation specific value:  
// returns TRUE is PE State is unrecoverable else FALSE.  
  
boolean StateIsRecoverable();
```



## Library pseudocode for shared/functions/float/bfloat/BFAdd

```
// BFAdd()
// =====
// Non-widening BFloat16 addition used by SVE2 instructions.

bits(N) BFAdd(bits(N) op1, bits(N) op2, FPCR_Type fpcr)
    boolean fpexc = TRUE;
    return BFAdd(op1, op2, fpcr, fpexc);

// BFAdd()
// =====
// Non-widening BFloat16 addition following computational behaviors
// corresponding to instructions that read and write BFloat16 values.
// Calculates op1 + op2.
// The 'fpcr' argument supplies the FPCR control bits.

bits(N) BFAdd(bits(N) op1, bits(N) op2, FPCR_Type fpcr, boolean fpexc)

    assert N == 16;
    FPRounding rounding = FPRoundingMode(fpcr);
    boolean done;
    bits(2*N) result;

    bits(2*N) op1_s = op1 : Zeros(N);
    bits(2*N) op2_s = op2 : Zeros(N);
    (type1,sign1,value1) = FPUnpack(op1_s, fpcr, fpexc);
    (type2,sign2,value2) = FPUnpack(op2_s, fpcr, fpexc);

    (done,result) = FPProcessNaNs(type1, type2, op1_s, op2_s, fpcr, fpexc);

    if !done then
        inf1 = (type1 == FPType Infinity);
        inf2 = (type2 == FPType Infinity);
        zero1 = (type1 == FPType Zero);
        zero2 = (type2 == FPType Zero);

        if inf1 && inf2 && sign1 == NOT(sign2) then
            result = FPDefaultNaN(fpcr, 2*N);
            if fpexc then FPProcessException(FPExc InvalidOp, fpcr);
        elsif (inf1 && sign1 == '0') || (inf2 && sign2 == '0') then
            result = FPInfinity('0', 2*N);
        elsif (inf1 && sign1 == '1') || (inf2 && sign2 == '1') then
            result = FPInfinity('1', 2*N);
        elsif zero1 && zero2 && sign1 == sign2 then
            result = FPZero(sign1, 2*N);
        else
            result_value = value1 + value2;
            if result_value == 0.0 then // Sign of exact zero result depends on rounding mode
                result_sign = if rounding == FPRounding NEGINF then '1' else '0';
                result = FPZero(result_sign, 2*N);
            else
                result = FPRoundBF(result_value, fpcr, rounding, fpexc, 2*N);

            if fpexc then FPProcessDenorms(type1, type2, 2*N, fpcr);

    return result<2*N-1:N>;
```

## Library pseudocode for shared/functions/float/bfloat/BFAdd\_ZA

```
// BFAdd_ZA()
// =====
// Non-widening BFloat16 addition used by SME2 ZA-targeting instructions.

bits(N) BFAdd_ZA(bits(N) op1, bits(N) op2, FPCR_Type fpcr_in)
    boolean fpexc = FALSE;
    FPCR_Type fpcr = fpcr_in;
    fpcr.DN = '1'; // Generate default NaN values
    return BFAdd(op1, op2, fpcr, fpexc);
```

## Library pseudocode for shared/functions/float/bfloat/BFDotAdd

```
// BFDotAdd()
// =====
// BFloat16 2-way dot-product and add to single-precision
// result = addend + op1_a*op2_a + op1_b*op2_b

bits(N) BFDotAdd(bits(N) addend, bits(N DIV 2) op1_a, bits(N DIV 2) op1_b,
                 bits(N DIV 2) op2_a, bits(N DIV 2) op2_b, FPCR_Type fpcr_in)
    assert N == 32;
    FPCR_Type fpcr = fpcr_in;

    bits(N) prod;

    bits(N) result;
    if !IsFeatureImplemented(FEAT_EBF16) || fpcr.EBF == '0' then // Standard BFloat16 behaviors
        prod = FPAdd_BF16(BFMulH(op1_a, op2_a, fpcr), BFMulH(op1_b, op2_b, fpcr), fpcr);
        result = FPAdd_BF16(addend, prod, fpcr);
    else // Extended BFloat16 behaviors
        boolean isbfloat16 = TRUE;
        boolean fpexc = FALSE; // Do not generate floating-point exceptions
        fpcr.DN = '1'; // Generate default NaN values
        prod = FPDot(op1_a, op1_b, op2_a, op2_b, fpcr, isbfloat16, fpexc, N);
        result = FPAdd(addend, prod, fpcr, fpexc);

    return result;
```

## Library pseudocode for shared/functions/float/bfloat/BFInfinity

```
// BFInfinity()
// =====

bits(N) BFInfinity(bit sign, integer N)
    assert N == 16;
    constant integer E = 8;
    constant integer F = N - (E + 1);
    return sign : Ones(E) : Zeros(F);
```

## Library pseudocode for shared/functions/float/bfloat/BFMatMulAdd

```
// BFMatMulAdd()
// =====
// BFloat16 matrix multiply and add to single-precision matrix
// result[2, 2] = addend[2, 2] + (op1[2, 4] * op2[4, 2])

bits(N) BFMatMulAdd(bits(N) addend, bits(N) op1, bits(N) op2, FPCR_Type fpcr)

    assert N == 128;

    bits(N) result;
    bits(32) sum;

    for i = 0 to 1
        for j = 0 to 1
            sum = Elem[addend, 2*i + j, 32];
            for k = 0 to 1
                bits(16) elt1_a = Elem[op1, 4*i + 2*k + 0, 16];
                bits(16) elt1_b = Elem[op1, 4*i + 2*k + 1, 16];
                bits(16) elt2_a = Elem[op2, 4*j + 2*k + 0, 16];
                bits(16) elt2_b = Elem[op2, 4*j + 2*k + 1, 16];
                sum = BFDotAdd(sum, elt1_a, elt1_b, elt2_a, elt2_b, fpcr);
                Elem[result, 2*i + j, 32] = sum;

    return result;
```

## Library pseudocode for shared/functions/float/bfloat/BFMax

```
// BFMax()
// =====
// BFloat16 maximum.

bits(N) BFMax(bits(N) op1, bits(N) op2, FPCR_Type fpcr)
    boolean altfp = IsFeatureImplemented(FEAT_AFP) && !UsingAArch32() && fpcr.AH == '1';
    return BFMax(op1, op2, fpcr, altfp);

// BFMax()
// =====
// BFloat16 maximum following computational behaviors
// corresponding to instructions that read and write BFloat16 values.
// Compare op1 and op2 and return the larger value after rounding.
// The 'fpcr' argument supplies the FPCR control bits and 'altfp' determines
// if the function should use alternative floating-point behavior.

bits(N) BFMax(bits(N) op1, bits(N) op2, FPCR_Type fpcr_in, boolean altfp)

    assert N == 16;
    FPCR_Type fpcr = fpcr_in;
    boolean fpexc = TRUE;
    FPRounding rounding = FPRoundingMode(fpcr);
    boolean done;
    bits(2*N) result;

    bits(2*N) op1_s = op1 : Zeros(N);
    bits(2*N) op2_s = op2 : Zeros(N);
    (type1,sign1,value1) = FPUnpack(op1_s, fpcr, fpexc);
    (type2,sign2,value2) = FPUnpack(op2_s, fpcr, fpexc);

    if altfp && type1 == FPTYPE\_Zero && type2 == FPTYPE\_Zero && sign1 != sign2 then
        // Alternate handling of zeros with differing sign
        return BFZero(sign2, N);
    elsif altfp && (type1 IN {FPTYPE\_SNaN, FPTYPE\_QNaN} || type2 IN {FPTYPE\_SNaN, FPTYPE\_QNaN}) then
        // Alternate handling of NaN inputs
        FPProcessException(FPExc\_InvalidOp, fpcr);
        return (if type2 == FPTYPE\_Zero then BFZero(sign2, N) else op2);

    (done,result) = FPProcessNaNs(type1, type2, op1_s, op2_s, fpcr);
    if !done then
        FPTYPE fptype;
        bit sign;
        real value;
        if value1 > value2 then
            (fptype,sign,value) = (type1,sign1,value1);
        else
            (fptype,sign,value) = (type2,sign2,value2);
        if fptype == FPTYPE\_Infinity then
            result = FPInfinity(sign, 2*N);
        elsif fptype == FPTYPE\_Zero then
            sign = sign1 AND sign2; // Use most positive sign
            result = FPZero(sign, 2*N);
        else
            if altfp then // Denormal output is not flushed to zero
                fpcr.FZ = '0';
            result = FPRoundBF(value, fpcr, rounding, fpexc, 2*N);

            if fpexc then FPProcessDenorms(type1, type2, 2*N, fpcr);

    return result<2*N-1:N>;
```

## Library pseudocode for shared/functions/float/bfloat/BFMaxNum

```
// BFMaxNum()
// =====
// BFloat16 maximum number following computational behaviors corresponding
// to instructions that read and write BFloat16 values.
// Compare op1 and op2 and return the smaller number operand after rounding.
// The 'fpcr' argument supplies the FPCR control bits.

bits(N) BFMaxNum(bits(N) op1_in, bits(N) op2_in, FPCR_Type fpcr)

    assert N == 16;
    boolean fpexc = TRUE;
    boolean isbfloat16 = TRUE;
    bits(N) op1 = op1_in;
    bits(N) op2 = op2_in;
    boolean altfp = IsFeatureImplemented(FEAT_AFP) && !UsingAArch32() && fpcr.AH == '1';
    bits(N) result;

    (type1,-,-) = FPUnpackBase(op1, fpcr, fpexc, isbfloat16);
    (type2,-,-) = FPUnpackBase(op2, fpcr, fpexc, isbfloat16);

    boolean type1_nan = type1 IN {FPTYPE\_QNaN, FPTYPE\_SNaN};
    boolean type2_nan = type2 IN {FPTYPE\_QNaN, FPTYPE\_SNaN};

    if !(altfp && type1_nan && type2_nan) then
        // Treat a single quiet-NaN as -Infinity.
        if type1 == FPTYPE\_QNaN && type2 != FPTYPE\_QNaN then
            op1 = BFInfinity('1', N);
        elseif type1 != FPTYPE\_QNaN && type2 == FPTYPE\_QNaN then
            op2 = BFInfinity('1', N);

    boolean altfmaxfmin = FALSE;    // Do not use alternate NaN handling
    result = BFMax(op1, op2, fpcr, altfmaxfmin);

    return result;
```

## Library pseudocode for shared/functions/float/bfloat/BFMin

```
// BFMin()
// =====
// BFloat16 minimum.

bits(N) BFMin(bits(N) op1, bits(N) op2, FPCR_Type fpcr)
    boolean altfp = IsFeatureImplemented(FEAT_AFP) && !UsingAArch32() && fpcr.AH == '1';
    return BFMin(op1, op2, fpcr, altfp);

// BFMin()
// =====
// BFloat16 minimum following computational behaviors
// corresponding to instructions that read and write BFloat16 values.
// Compare op1 and op2 and return the smaller value after rounding.
// The 'fpcr' argument supplies the FPCR control bits and 'altfp' determines
// if the function should use alternative floating-point behavior.

bits(N) BFMin(bits(N) op1, bits(N) op2, FPCR_Type fpcr_in, boolean altfp)

    assert N == 16;
    FPCR_Type fpcr = fpcr_in;
    boolean fpexc = TRUE;
    FPRounding rounding = FPRoundingMode(fpcr);
    boolean done;
    bits(2*N) result;

    bits(2*N) op1_s = op1 : Zeros(N);
    bits(2*N) op2_s = op2 : Zeros(N);
    (type1,sign1,value1) = FPUnpack(op1_s, fpcr, fpexc);
    (type2,sign2,value2) = FPUnpack(op2_s, fpcr, fpexc);

    if altfp && type1 == FPTYPE\_Zero && type2 == FPTYPE\_Zero && sign1 != sign2 then
        // Alternate handling of zeros with differing sign
        return BFZero(sign2, N);
    elsif altfp && (type1 IN {FPTYPE\_SNaN, FPTYPE\_QNaN} || type2 IN {FPTYPE\_SNaN, FPTYPE\_QNaN}) then
        // Alternate handling of NaN inputs
        FPProcessException(FPExc\_InvalidOp, fpcr);
        return (if type2 == FPTYPE\_Zero then BFZero(sign2, N) else op2);

    (done,result) = FPProcessNaNs(type1, type2, op1_s, op2_s, fpcr);
    if !done then
        FPTYPE fptype;
        bit sign;
        real value;
        if value1 < value2 then
            (fptype,sign,value) = (type1,sign1,value1);
        else
            (fptype,sign,value) = (type2,sign2,value2);
        if fptype == FPTYPE\_Infinity then
            result = FPInfinity(sign, 2*N);
        elsif fptype == FPTYPE\_Zero then
            sign = sign1 OR sign2; // Use most negative sign
            result = FPZero(sign, 2*N);
        else
            if altfp then // Denormal output is not flushed to zero
                fpcr.FZ = '0';
            result = FPRoundBF(value, fpcr, rounding, fpexc, 2*N);

            if fpexc then FPProcessDenorms(type1, type2, 2*N, fpcr);

    return result<2*N-1:N>;
```

## Library pseudocode for shared/functions/float/bfloat/BFMinNum

```
// BFMinNum()
// =====
// BFloat16 minimum number following computational behaviors corresponding
// to instructions that read and write BFloat16 values.
// Compare op1 and op2 and return the smaller number operand after rounding.
// The 'fpcr' argument supplies the FPCR control bits.

bits(N) BFMinNum(bits(N) op1_in, bits(N) op2_in, FPCR_Type fpcr)

    assert N == 16;
    boolean fpexc = TRUE;
    boolean isbfloat16 = TRUE;
    bits(N) op1 = op1_in;
    bits(N) op2 = op2_in;
    boolean altfp = IsFeatureImplemented(FEAT_AFP) && !UsingAArch32() && fpcr.AH == '1';
    bits(N) result;

    (type1,-,-) = FPUnpackBase(op1, fpcr, fpexc, isbfloat16);
    (type2,-,-) = FPUnpackBase(op2, fpcr, fpexc, isbfloat16);

    boolean type1_nan = type1 IN {FPTYPE\_QNaN, FPTYPE\_SNaN};
    boolean type2_nan = type2 IN {FPTYPE\_QNaN, FPTYPE\_SNaN};

    if !(altfp && type1_nan && type2_nan) then
        // Treat a single quiet-NaN as +Infinity.
        if type1 == FPTYPE\_QNaN && type2 != FPTYPE\_QNaN then
            op1 = BFInfinity('0', N);
        elsif type1 != FPTYPE\_QNaN && type2 == FPTYPE\_QNaN then
            op2 = BFInfinity('0', N);

    boolean altfmaxfmin = FALSE;    // Do not use alternate NaN handling
    result = BFMin(op1, op2, fpcr, altfmaxfmin);

    return result;
```

## Library pseudocode for shared/functions/float/bfloat/BFMul

```
// BFMul()
// =====
// Non-widening BFloat16 multiply used by SVE2 instructions.

bits(N) BFMul(bits(N) op1, bits(N) op2, FPCR_Type fpcr)
    boolean fpexc = TRUE;
    return BFMul(op1, op2, fpcr, fpexc);

// BFMul()
// =====
// Non-widening BFloat16 multiply following computational behaviors
// corresponding to instructions that read and write BFloat16 values.
// Calculates op1 * op2.
// The 'fpcr' argument supplies the FPCR control bits.

bits(N) BFMul(bits(N) op1, bits(N) op2, FPCR_Type fpcr, boolean fpexc)

    assert N == 16;
    FPRounding rounding = FPRoundingMode(fpcr);
    boolean done;
    bits(2*N) result;

    bits(2*N) op1_s = op1 : Zeros(N);
    bits(2*N) op2_s = op2 : Zeros(N);
    (type1,sign1,value1) = FPUnpack(op1_s, fpcr, fpexc);
    (type2,sign2,value2) = FPUnpack(op2_s, fpcr, fpexc);

    (done,result) = FPProcessNaNs(type1, type2, op1_s, op2_s, fpcr, fpexc);

    if !done then
        inf1 = (type1 == FPType Infinity);
        inf2 = (type2 == FPType Infinity);
        zero1 = (type1 == FPType Zero);
        zero2 = (type2 == FPType Zero);

        if (inf1 && zero2) || (zero1 && inf2) then
            result = FPDefaultNaN(fpcr, 2*N);
            if fpexc then FPProcessException(FPExc\_InvalidOp, fpcr);
        elsif inf1 || inf2 then
            result = FPInfinity(sign1 EOR sign2, 2*N);
        elsif zero1 || zero2 then
            result = FPZero(sign1 EOR sign2, 2*N);
        else
            result = FPRoundBF(value1*value2, fpcr, rounding, fpexc, 2*N);

        if fpexc then FPProcessDenorms(type1, type2, 2*N, fpcr);

    return result<2*N-1:N>;
```





```

// BFMulAdd()
// =====
// Non-widening BFloat16 fused multiply-add used by SVE2 instructions.

bits(N) BFMulAdd(bits(N) addend, bits(N) op1, bits(N) op2, FPCR_Type fpcr)
    boolean fpexc = TRUE;
    return BFMulAdd(addend, op1, op2, fpcr, fpexc);

// BFMulAdd()
// =====
// Non-widening BFloat16 fused multiply-add following computational behaviors
// corresponding to instructions that read and write BFloat16 values.
// Calculates addend + op1*op2 with a single rounding.
// The 'fpcr' argument supplies the FPCR control bits.

bits(N) BFMulAdd(bits(N) addend, bits(N) op1, bits(N) op2, FPCR_Type fpcr, boolean fpexc)

    assert N == 16;
    FPRounding rounding = FPRoundingMode(fpcr);
    boolean done;
    bits(2*N) result;

    bits(2*N) addend_s = addend : Zeros(N);
    bits(2*N) op1_s = op1 : Zeros(N);
    bits(2*N) op2_s = op2 : Zeros(N);
    (typeA,signA,valueA) = FPUnpack(addend_s, fpcr, fpexc);
    (type1,sign1,value1) = FPUnpack(op1_s, fpcr, fpexc);
    (type2,sign2,value2) = FPUnpack(op2_s, fpcr, fpexc);

    inf1 = (type1 == FPTYPE\_Infinity);
    inf2 = (type2 == FPTYPE\_Infinity);
    zero1 = (type1 == FPTYPE\_Zero);
    zero2 = (type2 == FPTYPE\_Zero);

    (done,result) = FPProcessNaNs3(typeA, type1, type2, addend_s, op1_s, op2_s, fpcr, fpexc);

    if !(IsFeatureImplemented(FEAT_AFP) && !UsingAArch32() && fpcr.AH == '1') then
        if typeA == FPTYPE\_QNaN && ((inf1 && zero2) || (zero1 && inf2)) then
            result = FPDefaultNaN(fpcr, 2*N);
            if fpexc then FPProcessException(FPExc\_InvalidOp, fpcr);

    if !done then
        infA = (typeA == FPTYPE\_Infinity);
        zeroA = (typeA == FPTYPE\_Zero);

        // Determine sign and type product will have if it does not cause an
        // Invalid Operation.
        signP = sign1 EOR sign2;
        infP = inf1 || inf2;
        zeroP = zero1 || zero2;

        // Non SNaN-generated Invalid Operation cases are multiplies of zero
        // by infinity and additions of opposite-signed infinities.
        invalidop = (inf1 && zero2) || (zero1 && inf2) || (infA && infP && signA != signP);

        if invalidop then
            result = FPDefaultNaN(fpcr, 2*N);
            if fpexc then FPProcessException(FPExc\_InvalidOp, fpcr);

        // Other cases involving infinities produce an infinity of the same sign.
        elsif (infA && signA == '0') || (infP && signP == '0') then
            result = FPInfinity('0', 2*N);
        elsif (infA && signA == '1') || (infP && signP == '1') then
            result = FPInfinity('1', 2*N);

        // Cases where the result is exactly zero and its sign is not determined by the
        // rounding mode are additions of same-signed zeros.
        elsif zeroA && zeroP && signA == signP then
            result = FPZero(signA, 2*N);

```

```

    // Otherwise calculate numerical result and round it.
else
    result_value = valueA + (value1 * value2);
    if result_value == 0.0 then // Sign of exact zero result depends on rounding mode
        result_sign = if rounding == FPRounding\_NEGINF then '1' else '0';
        result = FPZero(result_sign, 2*N);
    else
        result = FPRoundBF(result_value, fpcr, rounding, fpexc, 2*N);

    if !invalidop && fpexc then
        FPProcessDenorms3(typeA, type1, type2, 2*N, fpcr);

return result<2*N-1:N>;

```

### Library pseudocode for shared/functions/float/bfloat/BFMulAddH

```

// BFMulAddH()
// =====
// Used by BFMLALB, BFMLALT, BFMLSLB and BFMLSLT instructions.

bits(N) BFMulAddH(bits(N) addend, bits(N DIV 2) op1, bits(N DIV 2) op2, FPCR_Type fpcr_in)
    assert N == 32;
    bits(N) value1 = op1 : Zeros(N DIV 2);
    bits(N) value2 = op2 : Zeros(N DIV 2);
    FPCR_Type fpcr = fpcr_in;
    boolean altfp = IsFeatureImplemented(FEAT_AFP) && fpcr.AH == '1'; // When TRUE:
    boolean fpexc = !altfp; // Do not generate floating
                           // point exceptions
    if altfp then fpcr.<FIZ,FZ> = '11'; // Flush denormal input and
                           // output to zero
    if altfp then fpcr.RMode = '00'; // Use RNE rounding mode
    return FPMulAdd(addend, value1, value2, fpcr, fpexc);

```

### Library pseudocode for shared/functions/float/bfloat/BFMulAddH\_ZA

```

// BFMulAddH_ZA()
// =====
// Used by SME2 ZA-targeting BFMLAL and BFMLSL instructions.

bits(N) BFMulAddH_ZA(bits(N) addend, bits(N DIV 2) op1, bits(N DIV 2) op2, FPCR_Type fpcr)
    assert N == 32;
    bits(N) value1 = op1 : Zeros(N DIV 2);
    bits(N) value2 = op2 : Zeros(N DIV 2);
    return FPMulAdd\_ZA(addend, value1, value2, fpcr);

```

### Library pseudocode for shared/functions/float/bfloat/BFMulAdd\_ZA

```

// BFMulAdd_ZA()
// =====
// Non-widening BFloat16 fused multiply-add used by SME2 ZA-targeting instructions.

bits(N) BFMulAdd_ZA(bits(N) addend, bits(N) op1, bits(N) op2, FPCR_Type fpcr_in)
    boolean fpexc = FALSE;
    FPCR_Type fpcr = fpcr_in;
    fpcr.DN = '1'; // Generate default NaN values
    return BFMulAdd(addend, op1, op2, fpcr, fpexc);

```

## Library pseudocode for shared/functions/float/bfloat/BFMulH

```
// BFMulH()
// =====
// BFloat16 widening multiply to single-precision following BFloat16
// computation behaviors.

bits(2*N) BFMulH(bits(N) op1, bits(N) op2, FPCR_Type fpcr)

    assert N == 16;
    bits(2*N) result;

    (type1,sign1,value1) = BFUnpack(op1);
    (type2,sign2,value2) = BFUnpack(op2);
    if type1 == FPType_QNaN || type2 == FPType_QNaN then
        result = FPDefaultNaN(fpcr, 2*N);
    else
        inf1 = (type1 == FPType_Infinity);
        inf2 = (type2 == FPType_Infinity);
        zero1 = (type1 == FPType_Zero);
        zero2 = (type2 == FPType_Zero);
        if (inf1 && zero2) || (zero1 && inf2) then
            result = FPDefaultNaN(fpcr, 2*N);
        elsif inf1 || inf2 then
            result = FPInfinity(sign1 EOR sign2, 2*N);
        elsif zero1 || zero2 then
            result = FPZero(sign1 EOR sign2, 2*N);
        else
            result = BFRound(value1*value2, 2*N);

    return result;
```

## Library pseudocode for shared/functions/float/bfloat/BFNeg

```
// BFNeg()
// =====

bits(N) BFNeg(bits(N) op)
    assert N == 16;
    boolean honor_altp = TRUE;    // Honor alternate handling
    return BFNeg(op, honor_altp);

// BFNeg()
// =====

bits(N) BFNeg(bits(N) op, boolean honor_altp)

    assert N == 16;
    if honor_altp && !UsingAArch32() && IsFeatureImplemented(FEAT_AFP) then
        if FPCR.AH == '1' then
            boolean fpexc = FALSE;
            boolean isbfloat16 = TRUE;
            (fptype, -, -) = FPUnpackBase(op, FPCR, fpexc, isbfloat16);
            if fptype IN {FPType_SNaN, FPType_QNaN} then

                return op;    // When FPCR.AH=1, sign of NaN has no consequence

    return NOT(op<N-1>) : op<N-2:0>;
```

## Library pseudocode for shared/functions/float/bfloat/BFRound

```
// BFRound()
// =====
// Converts a real number OP into a single-precision value using the
// Round to Odd rounding mode and following BFloat16 computation behaviors.

bits(N) BFRound(real op, integer N)

    assert N == 32;
    assert op != 0.0;
    bits(N) result;

    // Format parameters - minimum exponent, numbers of exponent and fraction bits.
    constant integer minimum_exp = -126;  constant integer E = 8;  constant integer F = 23;

    // Split value into sign, unrounded mantissa and exponent.
    bit sign;
    real mantissa;
    if op < 0.0 then
        sign = '1';  mantissa = -op;
    else
        sign = '0';  mantissa = op;
    exponent = 0;
    while mantissa < 1.0 do
        mantissa = mantissa * 2.0;  exponent = exponent - 1;
    while mantissa >= 2.0 do
        mantissa = mantissa / 2.0;  exponent = exponent + 1;

    // Fixed Flush-to-zero.
    if exponent < minimum_exp then
        return FPZero(sign, N);

    // Start creating the exponent value for the result. Start by biasing the actual exponent
    // so that the minimum exponent becomes 1, lower values 0 (indicating possible underflow).
    biased_exp = Max((exponent - minimum_exp) + 1, 0);
    if biased_exp == 0 then mantissa = mantissa / 2.0^(minimum_exp - exponent);

    // Get the unrounded mantissa as an integer, and the "units in last place" rounding error.
    int_mant = RoundDown(mantissa * 2.0^F);  // < 2.0^F if biased_exp == 0, >= 2.0^F if not
    error = mantissa * 2.0^F - Real(int_mant);

    // Round to Odd
    if error != 0.0 then
        int_mant<0> = '1';

    // Deal with overflow and generate result.
    if biased_exp >= 2^E - 1 then
        result = FPInfinity(sign, N);  // Overflows generate appropriately-signed Infinity
    else
        result = sign : biased_exp<(N-2)-F:0> : int_mant<F-1:0>;

    return result;
```

## Library pseudocode for shared/functions/float/bfloat/BFSub

```
// BFSub()
// =====
// Non-widening BFloat16 subtraction used by SVE2 instructions.

bits(N) BFSub(bits(N) op1, bits(N) op2, FPCR_Type fpcr)
    boolean fpexc = TRUE;
    return BFSub(op1, op2, fpcr, fpexc);

// BFSub()
// =====
// Non-widening BFloat16 subtraction following computational behaviors
// corresponding to instructions that read and write BFloat16 values.
// Calculates op1 - op2.
// The 'fpcr' argument supplies the FPCR control bits.

bits(N) BFSub(bits(N) op1, bits(N) op2, FPCR_Type fpcr, boolean fpexc)

    assert N == 16;
    FPRounding rounding = FPRoundingMode(fpcr);
    boolean done;
    bits(2*N) result;

    bits(2*N) op1_s = op1 : Zeros(N);
    bits(2*N) op2_s = op2 : Zeros(N);
    (type1,sign1,value1) = FPUnpack(op1_s, fpcr, fpexc);
    (type2,sign2,value2) = FPUnpack(op2_s, fpcr, fpexc);

    (done,result) = FPProcessNaNs(type1, type2, op1_s, op2_s, fpcr, fpexc);

    if !done then
        inf1 = (type1 == FPType Infinity);
        inf2 = (type2 == FPType Infinity);
        zero1 = (type1 == FPType Zero);
        zero2 = (type2 == FPType Zero);

        if inf1 && inf2 && sign1 == sign2 then
            result = FPDefaultNaN(fpcr, 2*N);
            if fpexc then FPProcessException(FPExc InvalidOp, fpcr);
        elsif (inf1 && sign1 == '0') || (inf2 && sign2 == '1') then
            result = FPInfinity('0', 2*N);
        elsif (inf1 && sign1 == '1') || (inf2 && sign2 == '0') then
            result = FPInfinity('1', 2*N);
        elsif zero1 && zero2 && sign1 == NOT(sign2) then
            result = FPZero(sign1, 2*N);
        else
            result_value = value1 - value2;
            if result_value == 0.0 then // Sign of exact zero result depends on rounding mode
                result_sign = if rounding == FPRounding NEGINF then '1' else '0';
                result = FPZero(result_sign, 2*N);
            else
                result = FPRoundBF(result_value, fpcr, rounding, fpexc, 2*N);

            if fpexc then FPProcessDenorms(type1, type2, 2*N, fpcr);

    return result<2*N-1:N>;
```

## Library pseudocode for shared/functions/float/bfloat/BFSub\_ZA

```
// BFSub_ZA()
// =====
// Non-widening BFloat16 subtraction used by SME2 ZA-targeting instructions.

bits(N) BFSub_ZA(bits(N) op1, bits(N) op2, FPCR_Type fpcr_in)
    boolean fpexc = FALSE;
    FPCR_Type fpcr = fpcr_in;
    fpcr.DN = '1'; // Generate default NaN values
    return BFSub(op1, op2, fpcr, fpexc);
```

## Library pseudocode for shared/functions/float/bfloat/BFUnpack

```
// BFUnpack()
// =====
// Unpacks a BFloat16 or single-precision value into its type,
// sign bit and real number that it represents.
// The real number result has the correct sign for numbers and infinities,
// is very large in magnitude for infinities, and is 0.0 for NaNs.
// (These values are chosen to simplify the description of
// comparisons and conversions.)

(FPType, bit, real) BFUnpack(bits(N) fpval)

    assert N IN {16,32};

    bit sign;
    bits(8) exp;
    bits(23) frac;
    if N == 16 then
        sign = fpval<15>;
        exp = fpval<14:7>;
        frac = fpval<6:0> : Zeros(16);
    else // N == 32
        sign = fpval<31>;
        exp = fpval<30:23>;
        frac = fpval<22:0>;

    FPType fptype;
    real value;
    if IsZero(exp) then
        fptype = FPType Zero; value = 0.0; // Fixed Flush to Zero
    elseif IsOnes(exp) then
        if IsZero(frac) then
            fptype = FPType Infinity; value = 2.0^1000000;
        else // no SNaN for BF16 arithmetic
            fptype = FPType QNaN; value = 0.0;
    else
        fptype = FPType Nonzero;
        value = 2.0^(UInt(exp)-127) * (1.0 + Real(UInt(frac)) * 2.0^-23);

    if sign == '1' then value = -value;

    return (fptype, sign, value);
```

## Library pseudocode for shared/functions/float/bfloat/BFZero

```
// BFZero()
// =====

bits(N) BFZero(bit sign, integer N)
    assert N == 16;
    constant integer E = 8;
    constant integer F = N - (E + 1);
    return sign : Zeros(E) : Zeros(F);
```

## Library pseudocode for shared/functions/float/bfloat/FPAdd\_BF16

```
// FPAdd_BF16()
// =====
// Single-precision add following BFloat16 computation behaviors.

bits(N) FPAdd_BF16(bits(N) op1, bits(N) op2, FPCR_Type fpcr)

    assert N == 32;
    bits(N) result;

    (type1,sign1,value1) = BFUnpack(op1);
    (type2,sign2,value2) = BFUnpack(op2);
    if type1 == FPType_QNaN || type2 == FPType_QNaN then
        result = FPDefaultNaN(fpcr, N);
    else
        inf1 = (type1 == FPType_Infinity);
        inf2 = (type2 == FPType_Infinity);
        zero1 = (type1 == FPType_Zero);
        zero2 = (type2 == FPType_Zero);
        if inf1 && inf2 && sign1 == NOT(sign2) then
            result = FPDefaultNaN(fpcr, N);
        elseif (inf1 && sign1 == '0') || (inf2 && sign2 == '0') then
            result = FPInfinity('0', N);
        elseif (inf1 && sign1 == '1') || (inf2 && sign2 == '1') then
            result = FPInfinity('1', N);
        elseif zero1 && zero2 && sign1 == sign2 then
            result = FPZero(sign1, N);
        else
            result_value = value1 + value2;
            if result_value == 0.0 then
                result = FPZero('0', N);    // Positive sign when Round to Odd
            else
                result = BFRound(result_value, N);

    return result;
```

## Library pseudocode for shared/functions/float/bfloat/FPConvertBF

```
// FPConvertBF()
// =====
// Converts a single-precision OP to BFloat16 value using the
// Round to Nearest Even rounding mode when executed from AArch64 state and
// FPCR.AH == '1', otherwise rounding is controlled by FPCR/FPSCR.

bits(N DIV 2) FPConvertBF(bits(N) op, FPCR_Type fpcr_in, FPRounding rounding_in)

    assert N == 32;
    constant integer halfsize = N DIV 2;
    FPCR_Type fpcr = fpcr_in;
    FPRounding rounding = rounding_in;
    bits(N) result; // BF16 value in top 16 bits
    boolean altfp = IsFeatureImplemented(FEAT_AFP) && !UsingAArch32() && fpcr.AH == '1';
    boolean fpexc = !altfp; // Generate no floating-point exceptions
    if altfp then fpcr.<FIZ,FZ> = '11'; // Flush denormal input and output to zero
    if altfp then rounding = FPRounding\_TIEEVEN; // Use RNE rounding mode

    // Unpack floating-point operand, with always flush-to-zero if fpcr.AH == '1'.
    (fptype,sign,value) = FPUnpack(op, fpcr, fpexc);

    if fptype == FPTYPE\_SNaN || fptype == FPTYPE\_QNaN then
        if fpcr.DN == '1' then
            result = FPDefaultNaN(fpcr, N);
        else
            result = FPConvertNaN(op, N);
        if fptype == FPTYPE\_SNaN then
            if fpexc then FPProcessException(FPExc\_InvalidOp, fpcr);
    elseif fptype == FPTYPE\_Infinity then
        result = FPInfinity(sign, N);
    elseif fptype == FPTYPE\_Zero then
        result = FPZero(sign, N);
    else
        result = FPRoundBF(value, fpcr, rounding, fpexc, N);

    // Returns correctly rounded BF16 value from top 16 bits
    return result<(2*halfsize)-1:halfsize>;

// FPConvertBF()
// =====
// Converts a single-precision operand to BFloat16 value.

bits(N DIV 2) FPConvertBF(bits(N) op, FPCR_Type fpcr)
    return FPConvertBF(op, fpcr, FPRoundingMode(fpcr));
```

## Library pseudocode for shared/functions/float/bfloat/FPRoundBF

```
// FPRoundBF()
// =====
// Converts a real number OP into a BFloat16 value using the supplied
// rounding mode RMODE. The 'fpexc' argument controls the generation of
// floating-point exceptions.

bits(N) FPRoundBF(real op, FPCR_Type fpcr, FPRounding rounding, boolean fpexc, integer N)
    assert N == 32;
    boolean isbfloat16 = TRUE;
    return FPRoundBase(op, fpcr, rounding, isbfloat16, fpexc, N);
```



## Library pseudocode for shared/functions/float/fixedtofp/FixedToFP

```
// FixedToFP()
// =====

// Convert M-bit fixed point 'op' with FBITS fractional bits to
// N-bit precision floating point, controlled by UNSIGNED and ROUNDING.

bits(N) FixedToFP(bits(M) op, integer fbits, boolean unsigned, FPCR_Type fpcr,
    FPRounding rounding, integer N)

    assert N IN {16,32,64};
    assert M IN {16,32,64};
    bits(N) result;
    assert fbits >= 0;
    assert rounding != FPRounding\_ODD;

    // Correct signed-ness
    int_operand = Int(op, unsigned);

    // Scale by fractional bits and generate a real value
    real_operand = Real(int_operand) / 2.0^fbits;

    if real_operand == 0.0 then
        result = FPZero('0', N);
    else
        result = FPRound(real_operand, fpcr, rounding, N);

    return result;
```

## Library pseudocode for shared/functions/float/fp8float/BFConvertFP8

```
// BFConvertFP8()
// =====
// Converts a BFloat16 OP to FP8 value.

bits(N DIV 2) BFConvertFP8(bits(N) op_in, FPCR_Type fpcr, FPMR_Type fpmr)
    assert N == 16;
    bits(2*N) op = op_in : Zeros(N);
    return FPConvertFP8(op, fpcr, fpmr, N DIV 2);
```

## Library pseudocode for shared/functions/float/fp8float/FP8Bits

```
// FP8Bits()
// =====
// Returns the minimum exponent, numbers of exponent and fraction bits.

(integer, integer, integer) FP8Bits(FP8Type fp8type)
    integer minimum_exp;
    integer F;
    integer E;
    if fp8type == FP8Type\_E4M3 then
        minimum_exp = -6; E = 4; F = 3;
    else // fp8type == FP8Type\_E5M2
        minimum_exp = -14; E = 5; F = 2;

    return (minimum_exp, E, F);
```

## Library pseudocode for shared/functions/float/fp8float/FP8ConvertBF

```
// FP8ConvertBF()
// =====
// Converts an FP8 operand to BFloat16 value.

bits(2*N) FP8ConvertBF(bits(N) op, boolean issrc2, FPCR_Type fpcr, FPMR_Type fpmr)
    assert N == 8;
    boolean isbfloat16 = TRUE;
    bits(4*N) result = FP8ConvertFP(op, issrc2, fpcr, fpmr, isbfloat16, 4*N);
    return result<2*N+:2*N>;
```

## Library pseudocode for shared/functions/float/fp8float/FP8ConvertFP

```
// FP8ConvertFP()
// =====
// Converts an FP8 operand to half-precision value.

bits(2*N) FP8ConvertFP(bits(N) op, boolean issrc2, FPCR_Type fpcr, FPMR_Type fpmr)
    assert N == 8;
    boolean isbfloat16 = FALSE;
    return FP8ConvertFP(op, issrc2, fpcr, fpmr, isbfloat16, 2*N);

// FP8ConvertFP()
// =====
// Converts an FP8 operand to half-precision or BFloat16 value.
// The downscaling factor in FPMR.LSCALE or FPMR.LSCALE2 is applied to
// the value before rounding.

bits(M) FP8ConvertFP(bits(N) op, boolean issrc2, FPCR_Type fpcr_in, FPMR_Type fpmr,
    boolean isbfloat16, integer M)

    assert N == 8 && M IN {16,32};
    bits(M) result;

    boolean fpexc = TRUE;
    FPCR_Type fpcr = fpcr_in;
    // Do not flush denormal inputs and outputs to zero.
    // Do not support alternative half-precision format.
    fpcr.<FIZ,FZ,FZ16,AHP> = '0000';
    rounding = FPRounding TIEEVEN;
    FP8Type fp8type = (if issrc2 then FP8DecodeType(fpmr.F8S2)
        else FP8DecodeType(fpmr.F8S1));

    (fptype,sign,value) = FP8Unpack(op, fp8type);

    if fptype == FPTYPE\_SNaN || fptype == FPTYPE\_QNaN then
        result = FPDefaultNaN(fpcr, M);
        if fptype == FPTYPE\_SNaN then
            FPPProcessException(FPExc InvalidOp, fpcr);
    elseif fptype == FPTYPE\_Infinity then
        result = FPInfinity(sign, M);
    elseif fptype == FPTYPE\_Zero then
        result = FPZero(sign, M);
    else
        integer dscale;
        if issrc2 then
            dscale = (if M == 16 then UInt(fpmr.LSCALE2<3:0>)
                else UInt(fpmr.LSCALE2<5:0>));
        else
            dscale = (if M == 16 then UInt(fpmr.LSCALE<3:0>)
                else UInt(fpmr.LSCALE<5:0>));
        real result_value = value * (2.0^-dscale);
        result = FPRoundBase(result_value, fpcr, rounding, isbfloat16, fpexc, M);

    return result;
```

## Library pseudocode for shared/functions/float/fp8float/FP8DecodeType

```
// FP8DecodeType()
// =====
// Decode the FP8 format encoded in F8S1, F8S2 or F8D field in FPMR

FP8Type FP8DecodeType(bits(3) f8format)
  case f8format of
    when '000' return FP8Type\_E5M2;
    when '001' return FP8Type\_E4M3;
    otherwise return FP8Type\_UNSUPPORTED;
```

## Library pseudocode for shared/functions/float/fp8float/FP8DefaultNaN

```
// FP8DefaultNaN()
// =====

bits(N) FP8DefaultNaN(FP8Type fp8type, FPCR_Type fpcr, integer N)
  assert N == 8;
  assert fp8type IN {FP8Type\_E5M2, FP8Type\_E4M3};
  bit sign = if IsFeatureImplemented(FEAT_AFP) then fpcr.AH else '0';
  constant integer E = if fp8type == FP8Type\_E4M3 then 4 else 5;
  constant integer F = N - (E + 1);
  bits(E) exp;
  bits(F) frac;

  case fp8type of
    when FP8Type\_E4M3
      exp = Ones(E);
      frac = Ones(F);
    when FP8Type\_E5M2
      exp = Ones(E);
      frac = '1':Zeros(F-1);

  return sign : exp : frac;
```



```

// FP8DotAddFP()
// =====

bits(M) FP8DotAddFP(bits(M) addend, bits(N) op1, bits(N) op2, FPCR_Type fpcr, FPMR_Type fpmr)
    integer E = N DIV 8;
    return FP8DotAddFP(addend, op1, op2, E, fpcr, fpmr);

// FP8DotAddFP()
// =====
// Calculates result of "E"-way 8-bit floating-point dot-product with scaling
// and addition to half-precision or single-precision value without
// intermediate rounding.
// c = round(c + 2-S*(a1*b1+...+aE*bE))
// The 8-bit floating-point format for op1 is determined by FPMR.F8S1
// and the one for op2 by FPMR.F8S2. The scaling factor in FPMR.LSCALE
// is applied to the sum-of-products before adding to the addend and rounding.

bits(M) FP8DotAddFP(bits(M) addend, bits(N) op1, bits(N) op2, integer E, FPCR_Type fpcr_in,
    FPMR_Type fpmr)
    assert M IN {16,32};
    assert N IN {M, M DIV 2, M DIV 4};
    FPCR_Type fpcr = fpcr_in;
    bits(M) result;

    fpcr.<FIZ,FZ,FZ16> = '000';          // Do not flush denormal inputs and outputs to zero
    fpcr.DN = '1';
    rounding = FPRounding\_TIEEVEN;

    FP8Type fp8type1 = FP8DecodeType(fpmr.F8S1);
    FP8Type fp8type2 = FP8DecodeType(fpmr.F8S2);

    array[0..(E-1)] of FPTYPE type1;
    array[0..(E-1)] of FPTYPE type2;
    array[0..(E-1)] of bit sign1;
    array[0..(E-1)] of bit sign2;
    array[0..(E-1)] of real value1;
    array[0..(E-1)] of real value2;
    array[0..(E-1)] of boolean inf1;
    array[0..(E-1)] of boolean inf2;
    array[0..(E-1)] of boolean zero1;
    array[0..(E-1)] of boolean zero2;

    boolean fpexc = FALSE;
    (typeA,signA,valueA) = FPUnpack(addend, fpcr, fpexc);
    infA = (typeA == FPTYPE\_Infinity);    zeroA = (typeA == FPTYPE\_Zero);
    boolean any_nan = typeA IN {FPTYPE\_SNaN, FPTYPE\_QNaN};
    for i = 0 to E-1
        (type1[i], sign1[i], value1[i]) = FP8Unpack(Elem[op1, i, N DIV E], fp8type1);
        (type2[i], sign2[i], value2[i]) = FP8Unpack(Elem[op2, i, N DIV E], fp8type2);
        inf1[i] = (type1[i] == FPTYPE\_Infinity); zero1[i] = (type1[i] == FPTYPE\_Zero);
        inf2[i] = (type2[i] == FPTYPE\_Infinity); zero2[i] = (type2[i] == FPTYPE\_Zero);
        any_nan = (any_nan || type1[i] IN {FPTYPE\_SNaN, FPTYPE\_QNaN} ||
            type2[i] IN {FPTYPE\_SNaN, FPTYPE\_QNaN});

    if any_nan then
        result = FPDefaultNaN(fpcr, M);
    else
        // Determine sign and type products will have if it does not cause an Invalid
        // Operation.
        array [0..(E-1)] of bit signP;
        array [0..(E-1)] of boolean infP;
        array [0..(E-1)] of boolean zeroP;
        for i = 0 to E-1
            signP[i] = sign1[i] EOR sign2[i];
            infP[i] = inf1[i] || inf2[i];
            zeroP[i] = zero1[i] || zero2[i];

        // Detect non-numeric results of dot product and accumulate
        boolean posInfR = (infA && signA == '0');
        boolean negInfR = (infA && signA == '1');

```

```

boolean zeroR = zeroA;
boolean invalidop = FALSE;
for i = 0 to E-1
    // Result is infinity if any input is infinity
    posInfR = posInfR || (infP[i] && signP[i] == '0');
    negInfR = negInfR || (infP[i] && signP[i] == '1');
    // Result is zero if the addend and the products are zeroes of the same sign
    zeroR = zeroR && zeroP[i] && (signA == signP[i]);
    // Non SNaN-generated Invalid Operation cases are multiplies of zero
    // by infinity and additions of opposite-signed infinities.
    invalidop = (invalidop || (infl[i] && zero2[i]) || (zero1[i] && inf2[i]) ||
        (infA && infP[i] && (signA != signP[i])));
    for j = i+1 to E-1
        invalidop = invalidop || (infP[i] && infP[j] && (signP[i] != signP[j]));

if invalidop then
    result = FPDefaultNaN(fpcr, M);

// Other cases involving infinities produce an infinity of the same sign.
elseif posInfR then
    result = FPInfinity('0', M);
elseif negInfR then
    result = FPInfinity('1', M);

// Cases where the result is exactly zero and its sign is not determined by the
// rounding mode are additions of same-signed zeros.
elseif zeroR then
    result = FPZero(signA, M);

// Otherwise calculate numerical value and round it.
else
    // Apply scaling to sum-of-product
    integer dscale = if M == 32 then UInt(fpmr.LSCALE) else UInt(fpmr.LSCALE<3:0>);

    real dp_value = value1[0] * value2[0];
    for i = 1 to E-1
        dp_value = dp_value + value1[i] * value2[i];

    real result_value = valueA + dp_value * (2.0^-dscale);
    if result_value == 0.0 then // Sign of exact zero result is '0' for RNE rounding mode
        result = FPZero('0', M);
    else
        boolean satoflo = (fpmr.OSM == '1');
        result = FPRound_FP8(result_value, fpcr, rounding, satoflo, M);

return result;

```

## Library pseudocode for shared/functions/float/fp8float/FP8Infinity

```
// FP8Infinity()
// =====

bits(N) FP8Infinity(FP8Type fp8type, bit sign, integer N)

    assert N == 8;
    assert fp8type IN {FP8Type_E5M2, FP8Type_E4M3};
    constant integer E = if fp8type == FP8Type_E4M3 then 4 else 5;
    constant integer F = N - (E + 1);
    bits(E) exp;
    bits(F) frac;

    case fp8type of
        when FP8Type_E4M3
            exp = Ones(E);
            frac = Ones(F);
        when FP8Type_E5M2
            exp = Ones(E);
            frac = Zeros(F);

    return sign : exp : frac;
```

## Library pseudocode for shared/functions/float/fp8float/FP8MaxNormal

```
// FP8MaxNormal()
// =====

bits(N) FP8MaxNormal(FP8Type fp8type, bit sign, integer N)

    assert N == 8;
    assert fp8type IN {FP8Type_E5M2, FP8Type_E4M3};
    constant integer E = if fp8type == FP8Type_E4M3 then 4 else 5;
    constant integer F = N - (E + 1);
    bits(E) exp;
    bits(F) frac;

    case fp8type of
        when FP8Type_E4M3
            exp = Ones(E);
            frac = Ones(F-1) : '0';
        when FP8Type_E5M2
            exp = Ones(E-1) : '0';
            frac = Ones(F);

    return sign : exp : frac;
```

## Library pseudocode for shared/functions/float/fp8float/FP8MulAddFP

```
// FP8MulAddFP()
// =====

bits(M) FP8MulAddFP(bits(M) addend, bits(N) op1, bits(N) op2, FPCR_Type fpcr,
                    FPMR_Type fpmr)
    assert N == 8 && M IN {16,32};
    integer E = 1;
    return FP8DotAddFP(addend, op1, op2, E, fpcr, fpmr);
```





```

// FP8Round()
// =====
// Used by FP8 downconvert instructions which observe FPMR.OSC
// to convert a real number OP into an FP8 value.

bits(N) FP8Round(real op, FP8Type fp8type, FPCR\_Type fpcr, FPMR\_Type fpmr, integer N)

    assert N == 8;
    assert fp8type IN {FP8Type\_E5M2, FP8Type\_E4M3};
    assert op != 0.0;
    bits(N) result;

    // Format parameters - minimum exponent, numbers of exponent and fraction bits.
    constant (minimum_exp, E, F) = FP8Bits(fp8type);

    // Split value into sign, unrounded mantissa and exponent.
    bit sign;
    real mantissa;
    if op < 0.0 then
        sign = '1'; mantissa = -op;
    else
        sign = '0'; mantissa = op;

    exponent = 0;
    while mantissa < 1.0 do
        mantissa = mantissa * 2.0; exponent = exponent - 1;
    while mantissa >= 2.0 do
        mantissa = mantissa / 2.0; exponent = exponent + 1;

    // When TRUE, detection of underflow occurs after rounding.
    altfp = IsFeatureImplemented(FEAT_AFP) && fpcr.AH == '1';

    biased_exp_unconstrained = (exponent - minimum_exp) + 1;
    int_mant_unconstrained = RoundDown(mantissa * 2.0^F);
    error_unconstrained = mantissa * 2.0^F - Real(int_mant_unconstrained);

    // Start creating the exponent value for the result. Start by biasing the actual exponent
    // so that the minimum exponent becomes 1, lower values 0 (indicating possible underflow).
    biased_exp = Max((exponent - minimum_exp) + 1, 0);
    if biased_exp == 0 then mantissa = mantissa / 2.0^(minimum_exp - exponent);

    // Get the unrounded mantissa as an integer, and the "units in last place" rounding error.
    int_mant = RoundDown(mantissa * 2.0^F); // < 2.0^F if biased_exp == 0, >= 2.0^F if not
    error = mantissa * 2.0^F - Real(int_mant);

    boolean trapped_UF = fpcr.UFE == '1' && (!InStreamingMode() || IsFullA64Enabled());

    boolean round_up_unconstrained;
    boolean round_up;

    if altfp then
        // Round to Nearest Even
        round_up_unconstrained = (error_unconstrained > 0.5 ||
            (error_unconstrained == 0.5 && int_mant_unconstrained<0> == '1'));
        round_up = (error > 0.5 || (error == 0.5 && int_mant<0> == '1'));

        if round_up_unconstrained then
            int_mant_unconstrained = int_mant_unconstrained + 1;
            if int_mant_unconstrained == 2^(F+1) then // Rounded up to next exponent
                biased_exp_unconstrained = biased_exp_unconstrained + 1;
                int_mant_unconstrained = int_mant_unconstrained DIV 2;

        // Follow alternate floating-point behavior of underflow after rounding
        if (biased_exp_unconstrained < 1 && int_mant_unconstrained != 0 &&
            (error != 0.0 || trapped_UF)) then
            FPPProcessException(FPExc\_Underflow, fpcr);
    else // altfp == FALSE
        // Underflow occurs if exponent is too small before rounding, and result is inexact or
        // the Underflow exception is trapped. This applies before rounding if FPCR.AH != '1'.
        if biased_exp == 0 && (error != 0.0 || trapped_UF) then

```

```

        FPProcessException(FPExc\_Underflow, fpcr);

// Round to Nearest Even
round_up = (error > 0.5 || (error == 0.5 && int_mant<0> == '1'));

if round_up then
    int_mant = int_mant + 1;
    if int_mant == 2^F then          // Rounded up from denormalized to normalized
        biased_exp = 1;
    if int_mant == 2^(F+1) then      // Rounded up to next exponent
        biased_exp = biased_exp + 1;
        int_mant = int_mant DIV 2;

// Deal with overflow and generate result.
boolean overflow;
case fp8type of
    when FP8Type\_E4M3
        overflow = biased_exp >= 2^E || (biased_exp == 2^E - 1 && int_mant == 2^(F+1) - 1);
    when FP8Type\_E5M2
        overflow = biased_exp >= 2^E - 1;

if overflow then
    result = (if fpmr.OSC == '0' then FP8Infinity(fp8type, sign, N)
              else FP8MaxNormal(fp8type, sign, N));
    // Flag Overflow exception regardless of FPMR.OSC
    FPProcessException(FPExc\_Overflow, fpcr);
    error = 1.0; // Ensure that an Inexact exception occurs
else
    result = sign : biased_exp<(N-F)-2:0> : int_mant<F-1:0>;

// Deal with Inexact exception.
if error != 0.0 then
    FPProcessException(FPExc\_Inexact, fpcr);

return result;

```

### Library pseudocode for shared/functions/float/fp8float/FP8Type

```

// FP8Type
// =====

enumeration FP8Type {FP8Type_E5M2, FP8Type_E4M3, FP8Type_UNSUPPORTED};

```

## Library pseudocode for shared/functions/float/fp8float/FP8Unpack

```
// FP8Unpack()
// =====
// Unpacks an FP8 value into its type, sign bit and real number that
// it represents.

(FPType, bit, real) FP8Unpack(bits(N) fpval, FP8Type fp8type)

    assert N == 8;
    constant integer E = if fp8type == FP8Type\_E4M3 then 4 else 5;
    constant integer F = N - (E + 1);

    bit sign = fpval<N-1>;
    bits(E) exp = fpval<(E+F)-1:F>;
    bits(F) frac = fpval<F-1:0>;

    real value;
    FPType fptype;

    if fp8type == FP8Type\_E4M3 then
        if IsZero(exp) then
            if IsZero(frac) then
                fptype = FPType\_Zero; value = 0.0;
            else
                fptype = FPType\_Denormal; value = 2.0^-6 * (Real(UInt(frac)) * 2.0^-3);
        elsif IsOnes(exp) && IsOnes(frac) then
            fptype = FPType\_SNaN;
            value = 0.0;
        else
            fptype = FPType\_Nonzero;
            value = 2.0^(UInt(exp)-7) * (1.0 + Real(UInt(frac)) * 2.0^-3);

    elsif fp8type == FP8Type\_E5M2 then
        if IsZero(exp) then
            if IsZero(frac) then
                fptype = FPType\_Zero; value = 0.0;
            else
                fptype = FPType\_Denormal; value = 2.0^-14 * (Real(UInt(frac)) * 2.0^-2);
        elsif IsOnes(exp) then
            if IsZero(frac) then
                fptype = FPType\_Infinity; value = 2.0^1000000;
            else
                fptype = if frac<1> == '1' then FPType\_QNaN else FPType\_SNaN;
                value = 0.0;
        else
            fptype = FPType\_Nonzero;
            value = 2.0^(UInt(exp)-15) * (1.0 + Real(UInt(frac)) * 2.0^-2);

    else // fp8type == FP8Type_UNSUPPORTED
        fptype = FPType\_SNaN;
        value = 0.0;

    if sign == '1' then value = -value;

    return (fptype, sign, value);
```

## Library pseudocode for shared/functions/float/fp8float/FP8Zero

```
// FP8Zero()
// =====

bits(N) FP8Zero(FP8Type fp8type, bit sign, integer N)
    assert N == 8;
    assert fp8type IN {FP8Type\_E5M2, FP8Type\_E4M3};
    constant integer E = if fp8type == FP8Type\_E4M3 then 4 else 5;
    constant integer F = N - (E + 1);
    return sign : Zeros(E) : Zeros(F);
```

## Library pseudocode for shared/functions/float/fp8float/FPConvertFP8

```
// FPConvertFP8()
// =====
// Converts a half-precision or single-precision OP to FP8 value.
// The scaling factor in FPMR.NSCALE is applied to the value before rounding.

bits(M) FPConvertFP8(bits(N) op, FPCR_Type fpcr_in, FPMR_Type fpmr, integer M)

    assert N IN {16,32} && M == 8;
    bits(M) result;

    boolean fpexc = TRUE;
    FPCR_Type fpcr = fpcr_in;
    fpcr.<FI2,F2,FZ16> = '000';    // Do not flush denormal inputs and outputs to zero
    FP8Type fp8type = FP8DecodeType(fpmr.F8D);

    (fptype,sign,value) = FPUnpack(op, fpcr, fpexc);

    if fp8type == FP8Type_UNSUPPORTED then
        result = Ones(M);
        FPProcessException(FPExc_InvalidOp, fpcr);
    elsif fptype == FPType_SNaN || fptype == FPType_QNaN then
        result = FP8DefaultNaN(fp8type, fpcr, M);    // Always generate Default NaN as result
        if fptype == FPType_SNaN then
            FPProcessException(FPExc_InvalidOp, fpcr);
    elsif fptype == FPType_Infinity then
        result = (if fpmr.OSC == '0' then FP8Infinity(fp8type, sign, M)
            else FP8MaxNormal(fp8type, sign, M));
    elsif fptype == FPType_Zero then
        result = FP8Zero(fp8type, sign, M);
    else
        integer scale = if N == 16 then SInt(fpmr.NSCALE<4:0>) else SInt(fpmr.NSCALE);
        real result_value = value * (2.0^scale);
        result = FP8Round(result_value, fp8type, fpcr, fpmr, M);

    return result;
```

## Library pseudocode for shared/functions/float/fpabs/FPAbs

```
// FPAbs()
// =====

bits(N) FPAbs(bits(N) op, FPCR_Type fpcr)

    assert N IN {16,32,64};
    if !UsingAArch32() && IsFeatureImplemented(FEAT_AFP) then
        if fpcr.AH == '1' then
            (fptype, -, -) = FPUnpack(op, fpcr, FALSE);
            if fptype IN {FPType_SNaN, FPType_QNaN} then
                return op;    // When fpcr.AH=1, sign of NaN has no consequence

    return '0' : op<N-2:0>;
```

## Library pseudocode for shared/functions/float/fpabsmax/FPAbsMax

```
// FPAbsMax()
// =====
// Compare absolute value of two operands and return the larger absolute
// value without rounding.

bits(N) FPAbsMax(bits(N) op1_in, bits(N) op2_in, FPCR_Type fpcr_in)
    assert N IN {16,32,64};
    boolean done;
    bits(N) result;
    FPCR_Type fpcr = fpcr_in;
    fpcr.<AH,FIZ,FZ,FZ16> = '0000';

    op1 = '0':op1_in<N-2:0>;
    op2 = '0':op2_in<N-2:0>;
    (type1,-,value1) = FPUnpack(op1, fpcr);
    (type2,-,value2) = FPUnpack(op2, fpcr);

    (done,result) = FPProcessNaNs(type1, type2, op1_in, op2_in, fpcr);

    if !done then
        // This condition covers all results other than NaNs,
        // including Zero & Infinity
        result = if value1 > value2 then op1 else op2;

    return result;
```

## Library pseudocode for shared/functions/float/fpabsmin/FPAbsMin

```
// FPAbsMin()
// =====
// Compare absolute value of two operands and return the smaller absolute
// value without rounding.

bits(N) FPAbsMin(bits(N) op1_in, bits(N) op2_in, FPCR_Type fpcr_in)
    assert N IN {16,32,64};
    boolean done;
    bits(N) result;
    FPCR_Type fpcr = fpcr_in;
    fpcr.<AH,FIZ,FZ,FZ16> = '0000';

    op1 = '0':op1_in<N-2:0>;
    op2 = '0':op2_in<N-2:0>;
    (type1,-,value1) = FPUnpack(op1, fpcr);
    (type2,-,value2) = FPUnpack(op2, fpcr);

    (done,result) = FPProcessNaNs(type1, type2, op1_in, op2_in, fpcr);

    if !done then
        // This condition covers all results other than NaNs,
        // including Zero & Infinity
        result = if value1 < value2 then op1 else op2;

    return result;
```

## Library pseudocode for shared/functions/float/fpadd/FAdd

```
// FAdd()
// =====

bits(N) FAdd(bits(N) op1, bits(N) op2, FPCR_Type fpcr)
    boolean fpexc = TRUE;          // Generate floating-point exceptions
    return FAdd(op1, op2, fpcr, fpexc);

// FAdd()
// =====

bits(N) FAdd(bits(N) op1, bits(N) op2, FPCR_Type fpcr, boolean fpexc)

    assert N IN {16,32,64};
    rounding = FPRoundingMode(fpcr);

    (type1,sign1,value1) = FPUnpack(op1, fpcr, fpexc);
    (type2,sign2,value2) = FPUnpack(op2, fpcr, fpexc);

    (done,result) = FPProcessNaNs(type1, type2, op1, op2, fpcr, fpexc);
    if !done then
        inf1 = (type1 == FType Infinity);  inf2 = (type2 == FType Infinity);
        zero1 = (type1 == FType Zero);      zero2 = (type2 == FType Zero);
        if inf1 && inf2 && sign1 == NOT(sign2) then
            result = FPDefaultNaN(fpcr, N);
            if fpexc then FPProcessException(FPExc InvalidOp, fpcr);
        elsif (inf1 && sign1 == '0') || (inf2 && sign2 == '0') then
            result = FPInfinity('0', N);
        elsif (inf1 && sign1 == '1') || (inf2 && sign2 == '1') then
            result = FPInfinity('1', N);
        elsif zero1 && zero2 && sign1 == sign2 then
            result = FPZero(sign1, N);
        else
            result_value = value1 + value2;
            if result_value == 0.0 then // Sign of exact zero result depends on rounding mode
                result_sign = if rounding == FPRounding NEGINF then '1' else '0';
                result = FPZero(result_sign, N);
            else
                result = FPRound(result_value, fpcr, rounding, fpexc, N);

        if fpexc then FPProcessDenorms(type1, type2, N, fpcr);

    return result;
```

## Library pseudocode for shared/functions/float/fpadd/FAdd\_ZA

```
// FAdd_ZA()
// =====
// Calculates op1+op2 for SME2 ZA-targeting instructions.

bits(N) FAdd_ZA(bits(N) op1, bits(N) op2, FPCR_Type fpcr_in)
    FPCR_Type fpcr = fpcr_in;
    boolean fpexc = FALSE;          // Do not generate floating-point exceptions
    fpcr.DN = '1';                  // Generate default NaN values
    return FAdd(op1, op2, fpcr, fpexc);
```

## Library pseudocode for shared/functions/float/fpcompare/FPCompare

```
// FPCompare()
// =====

bits(4) FPCompare(bits(N) op1, bits(N) op2, boolean signal_nans, FPCR_Type fpcr)

    assert N IN {16,32,64};
    (type1,sign1,value1) = FPUnpack(op1, fpcr);
    (type2,sign2,value2) = FPUnpack(op2, fpcr);

    bits(4) result;
    if type1 IN {FPTType_SNaN, FPTType_QNaN} || type2 IN {FPTType_SNaN, FPTType_QNaN} then
        result = '0011';
        if type1 == FPTType_SNaN || type2 == FPTType_SNaN || signal_nans then
            FPPProcessException(FPExc_InvalidOp, fpcr);
    else
        // All non-NaN cases can be evaluated on the values produced by FPUnpack()
        if value1 == value2 then
            result = '0110';
        elseif value1 < value2 then
            result = '1000';
        else // value1 > value2
            result = '0010';

        FPPProcessDenorms(type1, type2, N, fpcr);

    return result;
```

## Library pseudocode for shared/functions/float/fpcompareeq/FPCompareEQ

```
// FPCompareEQ()
// =====

boolean FPCompareEQ(bits(N) op1, bits(N) op2, FPCR_Type fpcr)

    assert N IN {16,32,64};
    (type1,sign1,value1) = FPUnpack(op1, fpcr);
    (type2,sign2,value2) = FPUnpack(op2, fpcr);

    boolean result;
    if type1 IN {FPTType_SNaN, FPTType_QNaN} || type2 IN {FPTType_SNaN, FPTType_QNaN} then
        result = FALSE;
        if type1 == FPTType_SNaN || type2 == FPTType_SNaN then
            FPPProcessException(FPExc_InvalidOp, fpcr);
    else
        // All non-NaN cases can be evaluated on the values produced by FPUnpack()
        result = (value1 == value2);
        FPPProcessDenorms(type1, type2, N, fpcr);

    return result;
```

## Library pseudocode for shared/functions/float/fpcomparege/FPCmpareGE

```
// FPCmpareGE()
// =====

boolean FPCmpareGE(bits(N) op1, bits(N) op2, FPCR_Type fpcr)

    assert N IN {16,32,64};
    (type1,sign1,value1) = FPUnpack(op1, fpcr);
    (type2,sign2,value2) = FPUnpack(op2, fpcr);

    boolean result;
    if type1 IN {FPTType_SNaN, FPTType_QNaN} || type2 IN {FPTType_SNaN, FPTType_QNaN} then
        result = FALSE;
        FPProcessException(FPExc_InvalidOp, fpcr);
    else
        // All non-NaN cases can be evaluated on the values produced by FPUnpack()
        result = (value1 >= value2);
        FPProcessDenorms(type1, type2, N, fpcr);

    return result;
```

## Library pseudocode for shared/functions/float/fpcomparegt/FPCmpareGT

```
// FPCmpareGT()
// =====

boolean FPCmpareGT(bits(N) op1, bits(N) op2, FPCR_Type fpcr)

    assert N IN {16,32,64};
    (type1,sign1,value1) = FPUnpack(op1, fpcr);
    (type2,sign2,value2) = FPUnpack(op2, fpcr);

    boolean result;
    if type1 IN {FPTType_SNaN, FPTType_QNaN} || type2 IN {FPTType_SNaN, FPTType_QNaN} then
        result = FALSE;
        FPProcessException(FPExc_InvalidOp, fpcr);
    else
        // All non-NaN cases can be evaluated on the values produced by FPUnpack()
        result = (value1 > value2);
        FPProcessDenorms(type1, type2, N, fpcr);

    return result;
```



## Library pseudocode for shared/functions/float/fpconvert/FPConvert

```
// FPConvert()
// =====

// Convert floating point 'op' with N-bit precision to M-bit precision,
// with rounding controlled by ROUNDING.
// This is used by the FP-to-FP conversion instructions and so for
// half-precision data ignores FZ16, but observes AHP.

bits(M) FPConvert(bits(N) op, FPCR_Type fpcr, FPRounding rounding, integer M)

    assert M IN {16,32,64};
    assert N IN {16,32,64};
    bits(M) result;

    // Unpack floating-point operand optionally with flush-to-zero.
    (fptype,sign,value) = FPUnpackCV(op, fpcr);

    alt_hp = (M == 16) && (fpcr.AHP == '1');

    if fptype == FPTYPE\_SNaN || fptype == FPTYPE\_QNaN then
        if alt_hp then
            result = FPZero(sign, M);
        elseif fpcr.DN == '1' then
            result = FPDefaultNaN(fpcr, M);
        else
            result = FPConvertNaN(op, M);
            if fptype == FPTYPE\_SNaN || alt_hp then
                FPProcessException(FPExc\_InvalidOp, fpcr);
    elseif fptype == FPTYPE\_Infinity then
        if alt_hp then
            result = sign:Ones(M-1);
            FPProcessException(FPExc\_InvalidOp, fpcr);
        else
            result = FPInfinity(sign, M);
    elseif fptype == FPTYPE\_Zero then
        result = FPZero(sign, M);
    else
        result = FPRoundCV(value, fpcr, rounding, M);
        FPProcessDenorm(fptype, N, fpcr);

    return result;

// FPConvert()
// =====

bits(M) FPConvert(bits(N) op, FPCR_Type fpcr, integer M)
    return FPConvert(op, fpcr, FPRoundingMode(fpcr), M);
```

## Library pseudocode for shared/functions/float/fpconvertnan/FPConvertNaN

```
// FPConvertNaN()
// =====
// Converts a NaN of one floating-point type to another

bits(M) FPConvertNaN(bits(N) op, integer M)

    assert N IN {16,32,64};
    assert M IN {16,32,64};
    bits(M) result;
    bits(51) frac;

    sign = op<N-1>;

    // Unpack payload from input NaN
    case N of
        when 64 frac = op<50:0>;
        when 32 frac = op<21:0>:Zeros(29);
        when 16 frac = op<8:0>:Zeros(42);

    // Repack payload into output NaN, while
    // converting an SNaN to a QNaN.
    case M of
        when 64 result = sign:Ones(M-52):frac;
        when 32 result = sign:Ones(M-23):frac<50:29>;
        when 16 result = sign:Ones(M-10):frac<50:42>;

    return result;
```

## Library pseudocode for shared/functions/float/fpdecoderm/FPDecodeRM

```
// FPDecodeRM()
// =====

// Decode most common AArch32 floating-point rounding encoding.

FPRounding FPDecodeRM(bits(2) rm)

    FPRounding result;
    case rm of
        when '00' result = FPRounding_TIEAWAY; // A
        when '01' result = FPRounding_TIEEVEN; // N
        when '10' result = FPRounding_POSINF; // P
        when '11' result = FPRounding_NEGINF; // M

    return result;
```

## Library pseudocode for shared/functions/float/fpdecoderounding/FPDecodeRounding

```
// FPDecodeRounding()
// =====

// Decode floating-point rounding mode and common AArch64 encoding.

FPRounding FPDecodeRounding(bits(2) rmode)
    case rmode of
        when '00' return FPRounding_TIEEVEN; // N
        when '01' return FPRounding_POSINF; // P
        when '10' return FPRounding_NEGINF; // M
        when '11' return FPRounding_ZERO; // Z
```

## Library pseudocode for shared/functions/float/fpdefaultnan/FPDefaultNaN

```
// FPDefaultNaN()
// =====

bits(N) FPDefaultNaN(FPCR_Type fpcr, integer N)

    assert N IN {16,32,64};
    constant integer E = (if N == 16 then 5 elsif N == 32 then 8 else 11);
    constant integer F = N - (E + 1);
    bit sign = if IsFeatureImplemented(FEAT_AFP) && !UsingAArch32() then fpcr.AH else '0';

    bits(E) exp = Ones(E);
    bits(F) frac = '1':Zeros(F-1);

    return sign : exp : frac;
```

## Library pseudocode for shared/functions/float/fpdiv/FPDiv

```
// FPDiv()
// =====

bits(N) FPDiv(bits(N) op1, bits(N) op2, FPCR_Type fpcr)

    assert N IN {16,32,64};
    (type1,sign1,value1) = FPUnpack(op1, fpcr);
    (type2,sign2,value2) = FPUnpack(op2, fpcr);
    (done,result) = FPProcessNaNs(type1, type2, op1, op2, fpcr);

    if !done then
        inf1 = type1 == FPType_Infinity;
        inf2 = type2 == FPType_Infinity;
        zero1 = type1 == FPType_Zero;
        zero2 = type2 == FPType_Zero;

        if (inf1 && inf2) || (zero1 && zero2) then
            result = FPDefaultNaN(fpcr, N);
            FPProcessException(FPExc_InvalidOp, fpcr);
        elsif inf1 || zero2 then
            result = FPInfinity(sign1 EOR sign2, N);
            if !inf1 then FPProcessException(FPExc_DivideByZero, fpcr);
        elsif zero1 || inf2 then
            result = FPZero(sign1 EOR sign2, N);
        else
            result = FPRound(value1/value2, fpcr, N);

        if !zero2 then
            FPProcessDenorms(type1, type2, N, fpcr);

    return result;
```



```

// FPDot()
// =====
// Calculates single-precision result of 2-way 16-bit floating-point dot-product
// with a single rounding.
// The 'fpcr' argument supplies the FPCR control bits and 'isbfloat16'
// determines whether input operands are BFloat16 or half-precision type.
// and 'fpexc' controls the generation of floating-point exceptions.

bits(N) FPDot(bits(N DIV 2) op1_a, bits(N DIV 2) op1_b, bits(N DIV 2) op2_a,
              bits(N DIV 2) op2_b, FPCR_Type fpcr, boolean isbfloat16, integer N)
    boolean fpexc = TRUE; // Generate floating-point exceptions
    return FPDot(op1_a, op1_b, op2_a, op2_b, fpcr, isbfloat16, fpexc, N);

bits(N) FPDot(bits(N DIV 2) op1_a, bits(N DIV 2) op1_b, bits(N DIV 2) op2_a,
              bits(N DIV 2) op2_b, FPCR_Type fpcr_in, boolean isbfloat16, boolean fpexc, integer N)
    FPCR_Type fpcr = fpcr_in;

    assert N == 32;
    bits(N) result;
    boolean done;
    fpcr.AHP = '0'; // Ignore alternative half-precision option
    rounding = FPRoundingMode(fpcr);

    (type1_a, sign1_a, value1_a) = FPUnpackBase(op1_a, fpcr, fpexc, isbfloat16);
    (type1_b, sign1_b, value1_b) = FPUnpackBase(op1_b, fpcr, fpexc, isbfloat16);
    (type2_a, sign2_a, value2_a) = FPUnpackBase(op2_a, fpcr, fpexc, isbfloat16);
    (type2_b, sign2_b, value2_b) = FPUnpackBase(op2_b, fpcr, fpexc, isbfloat16);

    inf1_a = (type1_a == FPType Infinity); zero1_a = (type1_a == FPType Zero);
    inf1_b = (type1_b == FPType Infinity); zero1_b = (type1_b == FPType Zero);
    inf2_a = (type2_a == FPType Infinity); zero2_a = (type2_a == FPType Zero);
    inf2_b = (type2_b == FPType Infinity); zero2_b = (type2_b == FPType Zero);

    (done, result) = FPProcessNaNs4(type1_a, type1_b, type2_a, type2_b,
                                    op1_a, op1_b, op2_a, op2_b, fpcr, fpexc, N);

    if !done then
        // Determine sign and type products will have if it does not cause an Invalid
        // Operation.
        signPa = sign1_a EOR sign2_a;
        signPb = sign1_b EOR sign2_b;
        infPa = inf1_a || inf2_a;
        infPb = inf1_b || inf2_b;
        zeroPa = zero1_a || zero2_a;
        zeroPb = zero1_b || zero2_b;

        // Non SNaN-generated Invalid Operation cases are multiplies of zero
        // by infinity and additions of opposite-signed infinities.
        invalidop = ((inf1_a && zero2_a) || (zero1_a && inf2_a) ||
                    (inf1_b && zero2_b) || (zero1_b && inf2_b) || (infPa && infPb && signPa != signPb));

        if invalidop then
            result = FPDefaultNaN(fpcr, N);
            if fpexc then FPProcessException(FPExc\_InvalidOp, fpcr);

        // Other cases involving infinities produce an infinity of the same sign.
        elsif (infPa && signPa == '0') || (infPb && signPb == '0') then
            result = FPInfinity('0', N);
        elsif (infPa && signPa == '1') || (infPb && signPb == '1') then
            result = FPInfinity('1', N);

        // Cases where the result is exactly zero and its sign is not determined by the
        // rounding mode are additions of same-signed zeros.
        elsif zeroPa && zeroPb && signPa == signPb then
            result = FPZero(signPa, N);

        // Otherwise calculate fused sum of products and round it.
        else
            result_value = (value1_a * value2_a) + (value1_b * value2_b);
            if result_value == 0.0 then // Sign of exact zero result depends on rounding mode

```

```

        result_sign = if rounding == FPRounding\_NEGINF then '1' else '0';
        result = FPZero(result_sign, N);
    else
        result = FPRound(result_value, fpcr, rounding, fpexc, N);

    return result;

```

### Library pseudocode for shared/functions/float/fpdot/FPDotAdd

```

// FPDotAdd()
// =====
// Half-precision 2-way dot-product and add to single-precision.

bits(N) FPDotAdd(bits(N) addend, bits(N DIV 2) op1_a, bits(N DIV 2) op1_b,
                 bits(N DIV 2) op2_a, bits(N DIV 2) op2_b, FPCR_Type fpcr)
    assert N == 32;

    bits(N) prod;
    boolean isbfloat16 = FALSE;
    boolean fpexc = TRUE;    // Generate floating-point exceptions
    prod = FPDot(op1_a, op1_b, op2_a, op2_b, fpcr, isbfloat16, fpexc, N);
    result = FPAdd(addend, prod, fpcr, fpexc);

    return result;

```

### Library pseudocode for shared/functions/float/fpdot/FPDotAdd\_ZA

```

// FPDotAdd_ZA()
// =====
// Half-precision 2-way dot-product and add to single-precision
// for SME ZA-targeting instructions.

bits(N) FPDotAdd_ZA(bits(N) addend, bits(N DIV 2) op1_a, bits(N DIV 2) op1_b,
                   bits(N DIV 2) op2_a, bits(N DIV 2) op2_b, FPCR_Type fpcr_in)
    FPCR_Type fpcr = fpcr_in;
    assert N == 32;

    bits(N) prod;
    boolean isbfloat16 = FALSE;
    boolean fpexc = FALSE;    // Do not generate floating-point exceptions
    fpcr.DN = '1';           // Generate default NaN values
    prod = FPDot(op1_a, op1_b, op2_a, op2_b, fpcr, isbfloat16, fpexc, N);
    result = FPAdd(addend, prod, fpcr, fpexc);

    return result;

```

### Library pseudocode for shared/functions/float/fpexc/FPExc

```

// FPExc
// =====

enumeration FPExc    {FPExc_InvalidOp, FPExc_DivideByZero, FPExc_Overflow,
                     FPExc_Underflow, FPExc_Inexact, FPExc_InputDenorm};

```

## Library pseudocode for shared/functions/float/fpinfinity/FPInfinity

```
// FPInfinity()
// =====

bits(N) FPInfinity(bit sign, integer N)

    assert N IN {16,32,64};
    constant integer E = (if N == 16 then 5 elsif N == 32 then 8 else 11);
    constant integer F = N - (E + 1);
    bits(E) exp = Ones(E);
    bits(F) frac = Zeros(F);

    return sign : exp : frac;
```

## Library pseudocode for shared/functions/float/fpmatmul/FPMatMulAdd

```
// FPMatMulAdd()
// =====
//
// Floating point matrix multiply and add to same precision matrix
// result[2, 2] = addend[2, 2] + (op1[2, 2] * op2[2, 2])

bits(N) FPMatMulAdd(bits(N) addend, bits(N) op1, bits(N) op2, integer esize, FPCR_Type fpcr)

    assert N == esize * 2 * 2;
    bits(N) result;
    bits(esize) prod0, prod1, sum;

    for i = 0 to 1
        for j = 0 to 1
            sum = Elem[addend, 2*i + j, esize];
            prod0 = FPMul(Elem[op1, 2*i + 0, esize],
                          Elem[op2, 2*j + 0, esize], fpcr);
            prod1 = FPMul(Elem[op1, 2*i + 1, esize],
                          Elem[op2, 2*j + 1, esize], fpcr);
            sum = FPAdd(sum, FPAdd(prod0, prod1, fpcr), fpcr);
            Elem[result, 2*i + j, esize] = sum;

    return result;
```

## Library pseudocode for shared/functions/float/fpmax/FPMax

```
// FPMax()
// =====

bits(N) FPMax(bits(N) op1, bits(N) op2, FPCR_Type fpcr)
    boolean altfp = IsFeatureImplemented(FEAT_AFP) && !UsingAArch32() && fpcr.AH == '1';
    return FPMax(op1, op2, fpcr, altfp);

// FPMax()
// =====
// Compare two inputs and return the larger value after rounding. The
// 'fpcr' argument supplies the FPCR control bits and 'altfp' determines
// if the function should use alternative floating-point behavior.

bits(N) FPMax(bits(N) op1, bits(N) op2, FPCR_Type fpcr_in, boolean altfp)

    assert N IN {16,32,64};
    boolean done;
    bits(N) result;
    FPCR_Type fpcr = fpcr_in;
    (type1,sign1,value1) = FPUnpack(op1, fpcr);
    (type2,sign2,value2) = FPUnpack(op2, fpcr);

    if altfp && type1 == FPTYPE\_Zero && type2 == FPTYPE\_Zero && sign1 != sign2 then
        // Alternate handling of zeros with differing sign
        return FPZero(sign2, N);
    elseif altfp && (type1 IN {FPTYPE\_SNaN, FPTYPE\_QNaN} || type2 IN {FPTYPE\_SNaN, FPTYPE\_QNaN}) then
        // Alternate handling of NaN inputs
        FPProcessException(FPExc\_InvalidOp, fpcr);
        return (if type2 == FPTYPE\_Zero then FPZero(sign2, N) else op2);

    (done,result) = FPProcessNaNs(type1, type2, op1, op2, fpcr);
    if !done then
        FPTYPE fptype;
        bit sign;
        real value;
        if value1 > value2 then
            (fptype,sign,value) = (type1,sign1,value1);
        else
            (fptype,sign,value) = (type2,sign2,value2);
        if fptype == FPTYPE\_Infinity then
            result = FPInfinity(sign, N);
        elseif fptype == FPTYPE\_Zero then
            sign = sign1 AND sign2;           // Use most positive sign
            result = FPZero(sign, N);
        else
            // The use of FPRound() covers the case where there is a trapped underflow exception
            // for a denormalized number even though the result is exact.
            rounding = FPRoundingMode(fpcr);
            if altfp then // Denormal output is not flushed to zero
                fpcr.FZ = '0';
                fpcr.FZ16 = '0';

            result = FPRound(value, fpcr, rounding, TRUE, N);
            FPProcessDenorms(type1, type2, N, fpcr);

    return result;
```



## Library pseudocode for shared/functions/float/fpmaxnormal/FPMaxNormal

```
// FPMaxNormal()
// =====

bits(N) FPMaxNormal(bit sign, integer N)

    assert N IN {16,32,64};
    constant integer E = (if N == 16 then 5 elsif N == 32 then 8 else 11);
    constant integer F = N - (E + 1);
    exp = Ones(E-1):'0';
    frac = Ones(F);

    return sign : exp : frac;
```

## Library pseudocode for shared/functions/float/fpmaxnum/FPMaxNum

```
// FPMaxNum()
// =====

bits(N) FPMaxNum(bits(N) op1_in, bits(N) op2_in, FPCR_Type fpcr)

    assert N IN {16,32,64};
    bits(N) op1 = op1_in;
    bits(N) op2 = op2_in;
    (type1,-,-) = FPUnpack(op1, fpcr);
    (type2,-,-) = FPUnpack(op2, fpcr);

    boolean type1_nan = type1 IN {FPTYPE_QNaN, FPTYPE_SNaN};
    boolean type2_nan = type2 IN {FPTYPE_QNaN, FPTYPE_SNaN};
    boolean altfp = IsFeatureImplemented(FEAT_AFP) && !UsingAArch32() && fpcr.AH == '1';

    if !(altfp && type1_nan && type2_nan) then
        // Treat a single quiet-NaN as -Infinity.
        if type1 == FPTYPE_QNaN && type2 != FPTYPE_QNaN then
            op1 = FPInfinity('1', N);
        elsif type1 != FPTYPE_QNaN && type2 == FPTYPE_QNaN then
            op2 = FPInfinity('1', N);

    altfmaxfmin = FALSE;    // Restrict use of FMAX/FMIN NaN propagation rules
    result = FPMax(op1, op2, fpcr, altfmaxfmin);

    return result;
```

## Library pseudocode for shared/functions/float/fpmerge/IsMerging

```
// IsMerging()
// =====
// Returns TRUE if the output elements other than the lowest are taken from
// the destination register.

boolean IsMerging(FPCR_Type fpcr)
    bit nep = (if IsFeatureImplemented(FEAT_SME) && PSTATE.SM == '1' &&
        !IsFullA64Enabled() then '0' else fpcr.NEP);
    return IsFeatureImplemented(FEAT_AFP) && !UsingAArch32() && nep == '1';
```

## Library pseudocode for shared/functions/float/fpmin/FPMin

```
// FPMin()
// =====

bits(N) FPMin(bits(N) op1, bits(N) op2, FPCR_Type fpcr)
    boolean altfp = IsFeatureImplemented(FEAT_AFP) && !UsingAArch32() && fpcr.AH == '1';
    return FPMin(op1, op2, fpcr, altfp);

// FPMin()
// =====
// Compare two operands and return the smaller operand after rounding. The
// 'fpcr' argument supplies the FPCR control bits and 'altfp' determines
// if the function should use alternative behavior.

bits(N) FPMin(bits(N) op1, bits(N) op2, FPCR_Type fpcr_in, boolean altfp)

    assert N IN {16,32,64};
    boolean done;
    bits(N) result;
    FPCR_Type fpcr = fpcr_in;
    (type1,sign1,value1) = FPUnpack(op1, fpcr);
    (type2,sign2,value2) = FPUnpack(op2, fpcr);

    if altfp && type1 == FPType\_Zero && type2 == FPType\_Zero && sign1 != sign2 then
        // Alternate handling of zeros with differing sign
        return FPZero(sign2, N);
    elseif altfp && (type1 IN {FPType\_SNaN, FPType\_QNaN} || type2 IN {FPType\_SNaN, FPType\_QNaN}) then
        // Alternate handling of NaN inputs
        FPProcessException(FPExc\_InvalidOp, fpcr);
        return (if type2 == FPType\_Zero then FPZero(sign2, N) else op2);

    (done,result) = FPProcessNaNs(type1, type2, op1, op2, fpcr);
    if !done then
        FPType fptype;
        bit sign;
        real value;
        FPRounding rounding;
        if value1 < value2 then
            (fptype,sign,value) = (type1,sign1,value1);
        else
            (fptype,sign,value) = (type2,sign2,value2);
        if fptype == FPType\_Infinity then
            result = FPInfinity(sign, N);
        elseif fptype == FPType\_Zero then
            sign = sign1 OR sign2; // Use most negative sign
            result = FPZero(sign, N);
        else
            // The use of FPRound() covers the case where there is a trapped underflow exception
            // for a denormalized number even though the result is exact.
            rounding = FPRoundingMode(fpcr);
            if altfp then // Denormal output is not flushed to zero
                fpcr.FZ = '0';
                fpcr.FZ16 = '0';

            result = FPRound(value, fpcr, rounding, TRUE, N);

        FPProcessDenorms(type1, type2, N, fpcr);

    return result;
```

## Library pseudocode for shared/functions/float/fpminnum/FPMinNum

```
// FPMinNum()
// =====

bits(N) FPMinNum(bits(N) op1_in, bits(N) op2_in, FPCR_Type fpcr)

    assert N IN {16,32,64};
    bits(N) op1 = op1_in;
    bits(N) op2 = op2_in;
    (type1,-,-) = FPUnpack(op1, fpcr);
    (type2,-,-) = FPUnpack(op2, fpcr);

    boolean type1_nan = type1 IN {FPTType_QNaN, FPTType_SNaN};
    boolean type2_nan = type2 IN {FPTType_QNaN, FPTType_SNaN};
    boolean altfp = IsFeatureImplemented(FEAT_AFP) && !UsingAArch32() && fpcr.AH == '1';

    if !(altfp && type1_nan && type2_nan) then
        // Treat a single quiet-NaN as +Infinity.
        if type1 == FPTType_QNaN && type2 != FPTType_QNaN then
            op1 = FPInfinity('0', N);
        elsif type1 != FPTType_QNaN && type2 == FPTType_QNaN then
            op2 = FPInfinity('0', N);

    altfmaxfmin = FALSE;    // Restrict use of FMAX/FMIN NaN propagation rules
    result = FPMIn(op1, op2, fpcr, altfmaxfmin);

    return result;
```

## Library pseudocode for shared/functions/float/fpmul/FPMul

```
// FPMul()
// =====

bits(N) FPMul(bits(N) op1, bits(N) op2, FPCR_Type fpcr)

    assert N IN {16,32,64};
    (type1,sign1,value1) = FPUnpack(op1, fpcr);
    (type2,sign2,value2) = FPUnpack(op2, fpcr);
    (done,result) = FPProcessNaNs(type1, type2, op1, op2, fpcr);
    if !done then
        inf1 = (type1 == FPTType_Infinity);
        inf2 = (type2 == FPTType_Infinity);
        zero1 = (type1 == FPTType_Zero);
        zero2 = (type2 == FPTType_Zero);

        if (inf1 && zero2) || (zero1 && inf2) then
            result = FPDefaultNaN(fpcr, N);
            FPProcessException(FPExc_InvalidOp, fpcr);
        elsif inf1 || inf2 then
            result = FPInfinity(sign1 EOR sign2, N);
        elsif zero1 || zero2 then
            result = FPZero(sign1 EOR sign2, N);
        else
            result = FPRound(value1*value2, fpcr, N);

        FPProcessDenorms(type1, type2, N, fpcr);

    return result;
```



```

// FPMulAdd()
// =====

bits(N) FPMulAdd(bits(N) addend, bits(N) op1, bits(N) op2, FPCR_Type fpcr)
    boolean fpexc = TRUE;          // Generate floating-point exceptions
    return FPMulAdd(addend, op1, op2, fpcr, fpexc);

// FPMulAdd()
// =====
//
// Calculates addend + op1*op2 with a single rounding. The 'fpcr' argument
// supplies the FPCR control bits, and 'fpexc' controls the generation of
// floating-point exceptions.

bits(N) FPMulAdd(bits(N) addend, bits(N) op1, bits(N) op2,
    FPCR_Type fpcr, boolean fpexc)

    assert N IN {16,32,64};

    (typeA,signA,valueA) = FPUnpack(addend, fpcr, fpexc);
    (type1,sign1,value1) = FPUnpack(op1, fpcr, fpexc);
    (type2,sign2,value2) = FPUnpack(op2, fpcr, fpexc);
    rounding = FPRoundingMode(fpcr);
    inf1 = (type1 == FPTYPE\_Infinity); zero1 = (type1 == FPTYPE\_Zero);
    inf2 = (type2 == FPTYPE\_Infinity); zero2 = (type2 == FPTYPE\_Zero);

    (done,result) = FPProcessNaNs3(typeA, type1, type2, addend, op1, op2, fpcr, fpexc);

    if !(IsFeatureImplemented(FEAT_AFP) && !UsingAArch32() && fpcr.AH == '1') then
        if typeA == FPTYPE\_QNaN && ((inf1 && zero2) || (zero1 && inf2)) then
            result = FPDefaultNaN(fpcr, N);
            if fpexc then FPProcessException(FPExc\_InvalidOp, fpcr);

    if !done then
        infA = (typeA == FPTYPE\_Infinity); zeroA = (typeA == FPTYPE\_Zero);

        // Determine sign and type product will have if it does not cause an
        // Invalid Operation.
        signP = sign1 EOR sign2;
        infP = inf1 || inf2;
        zeroP = zero1 || zero2;

        // Non SNaN-generated Invalid Operation cases are multiplies of zero
        // by infinity and additions of opposite-signed infinities.
        invalidop = (inf1 && zero2) || (zero1 && inf2) || (infA && infP && signA != signP);

        if invalidop then
            result = FPDefaultNaN(fpcr, N);
            if fpexc then FPProcessException(FPExc\_InvalidOp, fpcr);
        // Other cases involving infinities produce an infinity of the same sign.
        elseif (infA && signA == '0') || (infP && signP == '0') then
            result = FPInfinity('0', N);
        elseif (infA && signA == '1') || (infP && signP == '1') then
            result = FPInfinity('1', N);

        // Cases where the result is exactly zero and its sign is not determined by the
        // rounding mode are additions of same-signed zeros.
        elseif zeroA && zeroP && signA == signP then
            result = FPZero(signA, N);

        // Otherwise calculate numerical result and round it.
        else
            result_value = valueA + (value1 * value2);
            if result_value == 0.0 then // Sign of exact zero result depends on rounding mode
                result_sign = if rounding == FPRounding\_NEGINF then '1' else '0';
                result = FPZero(result_sign, N);
            else
                result = FPRound(result_value, fpcr, rounding, fpexc, N);

    if !invalidop && fpexc then

```

```

        FPPProcessDenorms3(typeA, type1, type2, N, fpcr);

    return result;

```

### Library pseudocode for shared/functions/float/fpmuladd/FPMulAdd\_ZA

```

// FPMulAdd_ZA()
// =====
// Calculates addend + op1*op2 with a single rounding for SME ZA-targeting
// instructions.

bits(N) FPMulAdd_ZA(bits(N) addend, bits(N) op1, bits(N) op2, FPCR_Type fpcr_in)
    FPCR_Type fpcr = fpcr_in;
    boolean fpexc = FALSE;          // Do not generate floating-point exceptions
    fpcr.DN = '1';                  // Generate default NaN values
    return FPMulAdd(addend, op1, op2, fpcr, fpexc);

```



```

// FPMulAddH()
// =====
// Calculates addend + op1*op2.

bits(N) FPMulAddH(bits(N) addend, bits(N DIV 2) op1, bits(N DIV 2) op2, FPCR_Type fpcr)
    boolean fpexc = TRUE;          // Generate floating-point exceptions
    return FPMulAddH(addend, op1, op2, fpcr, fpexc);

// FPMulAddH()
// =====
// Calculates addend + op1*op2.

bits(N) FPMulAddH(bits(N) addend, bits(N DIV 2) op1, bits(N DIV 2) op2,
    FPCR_Type fpcr, boolean fpexc)

    assert N == 32;
    rounding = FPRoundingMode(fpcr);
    (typeA,signA,valueA) = FPUnpack(addend, fpcr, fpexc);
    (type1,sign1,value1) = FPUnpack(op1, fpcr, fpexc);
    (type2,sign2,value2) = FPUnpack(op2, fpcr, fpexc);
    inf1 = (type1 == FPType\_Infinity); zero1 = (type1 == FPType\_Zero);
    inf2 = (type2 == FPType\_Infinity); zero2 = (type2 == FPType\_Zero);

    (done,result) = FPProcessNaNs3H(typeA, type1, type2, addend, op1, op2, fpcr, fpexc);

    if !(IsFeatureImplemented(FEAT_AFP) && !UsingAArch32() && fpcr.AH == '1') then
        if typeA == FPType\_QNaN && ((inf1 && zero2) || (zero1 && inf2)) then
            result = FPDefaultNaN(fpcr, N);
            if fpexc then FPProcessException(FPExc\_InvalidOp, fpcr);

    if !done then
        infA = (typeA == FPType\_Infinity); zeroA = (typeA == FPType\_Zero);

        // Determine sign and type product will have if it does not cause an
        // Invalid Operation.
        signP = sign1 EOR sign2;
        infP = inf1 || inf2;
        zeroP = zero1 || zero2;

        // Non SNaN-generated Invalid Operation cases are multiplies of zero by infinity and
        // additions of opposite-signed infinities.
        invalidop = (inf1 && zero2) || (zero1 && inf2) || (infA && infP && signA != signP);

        if invalidop then
            result = FPDefaultNaN(fpcr, N);
            if fpexc then FPProcessException(FPExc\_InvalidOp, fpcr);

        // Other cases involving infinities produce an infinity of the same sign.
        elsif (infA && signA == '0') || (infP && signP == '0') then
            result = FPInfinity('0', N);
        elsif (infA && signA == '1') || (infP && signP == '1') then
            result = FPInfinity('1', N);

        // Cases where the result is exactly zero and its sign is not determined by the
        // rounding mode are additions of same-signed zeros.
        elsif zeroA && zeroP && signA == signP then
            result = FPZero(signA, N);

        // Otherwise calculate numerical result and round it.
        else
            result_value = valueA + (value1 * value2);
            if result_value == 0.0 then // Sign of exact zero result depends on rounding mode
                result_sign = if rounding == FPRounding\_NEGINF then '1' else '0';
                result = FPZero(result_sign, N);
            else
                result = FPRound(result_value, fpcr, rounding, fpexc, N);

    if !invalidop && fpexc then
        FPProcessDenorm(typeA, N, fpcr);

```



```
return result;
```

## Library pseudocode for shared/functions/float/fpmuladdh/FPMulAddH\_ZA

```
// FPMulAddH_ZA()
// =====
// Calculates addend + op1*op2 for SME2 ZA-targeting instructions.

bits(N) FPMulAddH_ZA(bits(N) addend, bits(N DIV 2) op1, bits(N DIV 2) op2, FPCR_Type fpcr_in)
    FPCR_Type fpcr = fpcr_in;
    boolean fpexc = FALSE;          // Do not generate floating-point exceptions
    fpcr.DN = '1';                  // Generate default NaN values
    return FPMulAddH(addend, op1, op2, fpcr, fpexc);
```

## Library pseudocode for shared/functions/float/fpmuladdh/FPProcessNaNs3H

```
// FPProcessNaNs3H()
// =====

(boolean, bits(N)) FPProcessNaNs3H(FPType type1, FPType type2, FPType type3,
    bits(N) op1, bits(N DIV 2) op2, bits(N DIV 2) op3,
    FPCR_Type fpcr, boolean fpexc)

    assert N IN {32,64};

    bits(N) result;
    FPType type_nan;
    // When TRUE, use alternative NaN propagation rules.
    boolean altfp = IsFeatureImplemented(FEAT_AFP) && !UsingAArch32() && fpcr.AH == '1';
    boolean op1_nan = type1 IN {FPType_SNaN, FPType_QNaN};
    boolean op2_nan = type2 IN {FPType_SNaN, FPType_QNaN};
    boolean op3_nan = type3 IN {FPType_SNaN, FPType_QNaN};
    if altfp then
        if (type1 == FPType_SNaN || type2 == FPType_SNaN || type3 == FPType_SNaN) then
            type_nan = FPType_SNaN;
        else
            type_nan = FPType_QNaN;

    boolean done;
    if altfp && op1_nan && op2_nan && op3_nan then // <n> register NaN selected
        done = TRUE; result = FPConvertNaN(FPProcessNaN(type_nan, op2, fpcr, fpexc), N);
    elsif altfp && op2_nan && (op1_nan || op3_nan) then // <n> register NaN selected
        done = TRUE; result = FPConvertNaN(FPProcessNaN(type_nan, op2, fpcr, fpexc), N);
    elsif altfp && op3_nan && op1_nan then // <m> register NaN selected
        done = TRUE; result = FPConvertNaN(FPProcessNaN(type_nan, op3, fpcr, fpexc), N);
    elsif type1 == FPType_SNaN then
        done = TRUE; result = FPProcessNaN(type1, op1, fpcr, fpexc);
    elsif type2 == FPType_SNaN then
        done = TRUE; result = FPConvertNaN(FPProcessNaN(type2, op2, fpcr, fpexc), N);
    elsif type3 == FPType_SNaN then
        done = TRUE; result = FPConvertNaN(FPProcessNaN(type3, op3, fpcr, fpexc), N);
    elsif type1 == FPType_QNaN then
        done = TRUE; result = FPProcessNaN(type1, op1, fpcr, fpexc);
    elsif type2 == FPType_QNaN then
        done = TRUE; result = FPConvertNaN(FPProcessNaN(type2, op2, fpcr, fpexc), N);
    elsif type3 == FPType_QNaN then
        done = TRUE; result = FPConvertNaN(FPProcessNaN(type3, op3, fpcr, fpexc), N);
    else
        done = FALSE; result = Zeros(N); // 'Don't care' result
    return (done, result);
```

## Library pseudocode for shared/functions/float/fpmulx/FPMulX

```
// FPMulX()
// =====

bits(N) FPMulX(bits(N) op1, bits(N) op2, FPCR_Type fpcr)

    assert N IN {16,32,64};
    bits(N) result;
    boolean done;
    (type1,sign1,value1) = FPUnpack(op1, fpcr);
    (type2,sign2,value2) = FPUnpack(op2, fpcr);

    (done,result) = FPProcessNaNs(type1, type2, op1, op2, fpcr);
    if !done then
        inf1 = (type1 == FPTYPE Infinity);
        inf2 = (type2 == FPTYPE Infinity);
        zero1 = (type1 == FPTYPE Zero);
        zero2 = (type2 == FPTYPE Zero);

        if (inf1 && zero2) || (zero1 && inf2) then
            result = FPTwo(sign1 EOR sign2, N);
        elsif inf1 || inf2 then
            result = FPIInfinity(sign1 EOR sign2, N);
        elsif zero1 || zero2 then
            result = FPZero(sign1 EOR sign2, N);
        else
            result = FPRound(value1*value2, fpcr, N);

        FPProcessDenorms(type1, type2, N, fpcr);

    return result;
```

## Library pseudocode for shared/functions/float/fpneg/FPNeg

```
// FPNeg()
// =====

bits(N) FPNeg(bits(N) op, FPCR_Type fpcr)

    assert N IN {16,32,64};
    if !UsingAArch32() && IsFeatureImplemented(FEAT_AFP) then
        if fpcr.AH == '1' then
            (fptype, -, -) = FPUnpack(op, fpcr, FALSE);
            if fptype IN {FPTYPE SNaN, FPTYPE QNaN} then

                return op;          // When fpcr.AH=1, sign of NaN has no consequence

    return NOT(op<N-1>) : op<N-2:0>;
```

## Library pseudocode for shared/functions/float/fponepointfive/FPOnePointFive

```
// FPOnePointFive()
// =====

bits(N) FPOnePointFive(bit sign, integer N)

    assert N IN {16,32,64};
    constant integer E = (if N == 16 then 5 elsif N == 32 then 8 else 11);
    constant integer F = N - (E + 1);
    exp = '0':Ones(E-1);
    frac = '1':Zeros(F-1);
    result = sign : exp : frac;

    return result;
```

## Library pseudocode for shared/functions/float/fpprocessdenorms/FPProcessDenorm

```
// FPProcessDenorm()
// =====
// Handles denormal input in case of single-precision or double-precision
// when using alternative floating-point mode.

FPProcessDenorm(FPType fptype, integer N, FPCR_Type fpcr)
    boolean altfp = IsFeatureImplemented(FEAT_AFP) && !UsingAArch32() && fpcr.AH == '1';
    if altfp && N != 16 && fptype == FPType_Denormal then
        FPProcessException(FPExc_InputDenorm, fpcr);
```

## Library pseudocode for shared/functions/float/fpprocessdenorms/FPProcessDenorms

```
// FPProcessDenorms()
// =====
// Handles denormal input in case of single-precision or double-precision
// when using alternative floating-point mode.

FPProcessDenorms(FPType type1, FPType type2, integer N, FPCR_Type fpcr)
    boolean altfp = IsFeatureImplemented(FEAT_AFP) && !UsingAArch32() && fpcr.AH == '1';
    if altfp && N != 16 && (type1 == FPType_Denormal || type2 == FPType_Denormal) then
        FPProcessException(FPExc_InputDenorm, fpcr);
```

## Library pseudocode for shared/functions/float/fpprocessdenorms/FPProcessDenorms3

```
// FPProcessDenorms3()
// =====
// Handles denormal input in case of single-precision or double-precision
// when using alternative floating-point mode.

FPProcessDenorms3(FPType type1, FPType type2, FPType type3, integer N, FPCR_Type fpcr)
    boolean altfp = IsFeatureImplemented(FEAT_AFP) && !UsingAArch32() && fpcr.AH == '1';
    if altfp && N != 16 && (type1 == FPType_Denormal || type2 == FPType_Denormal ||
        type3 == FPType_Denormal) then
        FPProcessException(FPExc_InputDenorm, fpcr);
```

## Library pseudocode for shared/functions/float/fpprocessdenorms/FPProcessDenorms4

```
// FPProcessDenorms4()
// =====
// Handles denormal input in case of single-precision or double-precision
// when using alternative floating-point mode.

FPProcessDenorms4(FPType type1, FPType type2, FPType type3, FPType type4, integer N, FPCR_Type fpcr)
    boolean altfp = IsFeatureImplemented(FEAT_AFP) && !UsingAArch32() && fpcr.AH == '1';
    if altfp && N != 16 && (type1 == FPType_Denormal || type2 == FPType_Denormal ||
        type3 == FPType_Denormal || type4 == FPType_Denormal) then
        FPProcessException(FPExc_InputDenorm, fpcr);
```

## Library pseudocode for shared/functions/float/fpprocessexception/FPProcessException

```
// FPProcessException()
// =====
//
// The 'fpcr' argument supplies FPCR control bits. Status information is
// updated directly in the FPSR where appropriate.

FPProcessException(FPExc except, FPCR_Type fpcr)

integer cumul;
// Determine the cumulative exception bit number
case except of
    when FPExc\_InvalidOp      cumul = 0;
    when FPExc\_DivideByZero    cumul = 1;
    when FPExc\_Overflow       cumul = 2;
    when FPExc\_Underflow      cumul = 3;
    when FPExc\_Inexact        cumul = 4;
    when FPExc\_InputDenorm    cumul = 7;
enable = cumul + 8;
if (fpcr<enable> == '1' && (!IsFeatureImplemented(FEAT_SME) || PSTATE.SM == '0' ||
IsFullA64Enabled())) then
    // Trapping of the exception enabled.
    // It is IMPLEMENTATION_DEFINED whether the enable bit may be set at all,
    // and if so then how exceptions and in what order that they may be
    // accumulated before calling FPTrappedException().
    bits(8) accumulated_exceptions = GetAccumulatedFPEExceptions();
    accumulated_exceptions<cumul> = '1';
    if boolean IMPLEMENTATION_DEFINED "Support trapping of floating-point exceptions" then
        if UsingAArch32() then
            AArch32.FPTrappedException(accumulated_exceptions);
        else
            is_ase = IsASEInstruction();
            AArch64.FPTrappedException(is_ase, accumulated_exceptions);
    else
        // The exceptions generated by this instruction are accumulated by the PE and
        // FPTrappedException is called later during its execution, before the next
        // instruction is executed. This field is cleared at the start of each FP instruction.
        SetAccumulatedFPEExceptions(accumulated_exceptions);
elseif UsingAArch32() then
    // Set the cumulative exception bit
    FPSCR<cumul> = '1';
else
    // Set the cumulative exception bit
    FPSR<cumul> = '1';

return;
```

## Library pseudocode for shared/functions/float/fpprocessnan/FPProcessNaN

```
// FPProcessNaN()
// =====

bits(N) FPProcessNaN(FPType fptype, bits(N) op, FPCR_Type fpcr)
    boolean fpexc = TRUE;    // Generate floating-point exceptions
    return FPProcessNaN(fptype, op, fpcr, fpexc);

// FPProcessNaN()
// =====
// Handle NaN input operands, returning the operand or default NaN value
// if fpcr.DN is selected. The 'fpcr' argument supplies the FPCR control bits.
// The 'fpexc' argument controls the generation of exceptions, regardless of
// whether 'fptype' is a signalling NaN or a quiet NaN.

bits(N) FPProcessNaN(FPType fptype, bits(N) op, FPCR_Type fpcr, boolean fpexc)

    assert N IN {16,32,64};
    assert fptype IN {FPType_QNaN, FPType_SNaN};
    integer topfrac;

    case N of
        when 16 topfrac = 9;
        when 32 topfrac = 22;
        when 64 topfrac = 51;

    result = op;
    if fptype == FPType_SNaN then
        result<topfrac> = '1';
        if fpexc then FPProcessException(FPExc_InvalidOp, fpcr);
    if fpcr.DN == '1' then // DefaultNaN requested
        result = FPDefaultNaN(fpcr, N);

    return result;
```

## Library pseudocode for shared/functions/float/fpprocessnans/FPProcessNaNs

```
// FPProcessNaNs()
// =====

(boolean, bits(N)) FPProcessNaNs(FPType type1, FPType type2, bits(N) op1,
                                bits(N) op2, FPCR_Type fpcr)
    boolean fpexc      = TRUE;    // Generate floating-point exceptions
    return FPProcessNaNs(type1, type2, op1, op2, fpcr, fpexc);

// FPProcessNaNs()
// =====
//
// The boolean part of the return value says whether a NaN has been found and
// processed. The bits(N) part is only relevant if it has and supplies the
// result of the operation.
//
// The 'fpcr' argument supplies FPCR control bits and 'altfmaxfmin' controls
// alternative floating-point behavior for FMAX, FMIN and variants. 'fpexc'
// controls the generation of floating-point exceptions. Status information
// is updated directly in the FPSR where appropriate.

(boolean, bits(N)) FPProcessNaNs(FPType type1, FPType type2, bits(N) op1, bits(N) op2,
                                FPCR_Type fpcr, boolean fpexc)

    assert N IN {16,32,64};
    boolean done;
    bits(N) result;
    boolean altfp      = IsFeatureImplemented(FEAT_AFP) && !UsingAArch32() && fpcr.AH == '1';
    boolean op1_nan    = type1 IN {FPType_SNaN, FPType_QNaN};
    boolean op2_nan    = type2 IN {FPType_SNaN, FPType_QNaN};
    boolean any_snan   = type1 == FPType_SNaN || type2 == FPType_SNaN;
    FPType type_nan    = if any_snan then FPType_SNaN else FPType_QNaN;

    if altfp && op1_nan && op2_nan then
        // <n> register NaN selected
        done = TRUE; result = FPProcessNaN(type_nan, op1, fpcr, fpexc);
    elsif type1 == FPType_SNaN then
        done = TRUE; result = FPProcessNaN(type1, op1, fpcr, fpexc);
    elsif type2 == FPType_SNaN then
        done = TRUE; result = FPProcessNaN(type2, op2, fpcr, fpexc);
    elsif type1 == FPType_QNaN then
        done = TRUE; result = FPProcessNaN(type1, op1, fpcr, fpexc);
    elsif type2 == FPType_QNaN then
        done = TRUE; result = FPProcessNaN(type2, op2, fpcr, fpexc);
    else
        done = FALSE; result = Zeros(N); // 'Don't care' result

    return (done, result);
```

## Library pseudocode for shared/functions/float/fpprocessnans3/FPPProcessNaNs3

```
// FPPProcessNaNs3()
// =====

(boolean, bits(N)) FPPProcessNaNs3(FPType type1, FPType type2, FPType type3,
                                   bits(N) op1, bits(N) op2, bits(N) op3,
                                   FPCR_Type fpcr)
    boolean fpexc = TRUE;    // Generate floating-point exceptions
    return FPPProcessNaNs3(type1, type2, type3, op1, op2, op3, fpcr, fpexc);

// FPPProcessNaNs3()
// =====
// The boolean part of the return value says whether a NaN has been found and
// processed. The bits(N) part is only relevant if it has and supplies the
// result of the operation.
//
// The 'fpcr' argument supplies FPCR control bits and 'fpexc' controls the
// generation of floating-point exceptions. Status information is updated
// directly in the FPSR where appropriate.

(boolean, bits(N)) FPPProcessNaNs3(FPType type1, FPType type2, FPType type3,
                                   bits(N) op1, bits(N) op2, bits(N) op3,
                                   FPCR_Type fpcr, boolean fpexc)

    assert N IN {16,32,64};
    bits(N) result;
    boolean op1_nan = type1 IN {FPType SNaN, FPType QNaN};
    boolean op2_nan = type2 IN {FPType SNaN, FPType QNaN};
    boolean op3_nan = type3 IN {FPType SNaN, FPType QNaN};

    boolean altfp = IsFeatureImplemented(FEAT_AFP) && !UsingAArch32() && fpcr.AH == '1';
    FPType type_nan;
    if altfp then
        if type1 == FPType SNaN || type2 == FPType SNaN || type3 == FPType SNaN then
            type_nan = FPType SNaN;
        else
            type_nan = FPType QNaN;

    boolean done;
    if altfp && op1_nan && op2_nan && op3_nan then
        // <n> register NaN selected
        done = TRUE; result = FPPProcessNaN(type_nan, op2, fpcr, fpexc);
    elsif altfp && op2_nan && (op1_nan || op3_nan) then
        // <n> register NaN selected
        done = TRUE; result = FPPProcessNaN(type_nan, op2, fpcr, fpexc);
    elsif altfp && op3_nan && op1_nan then
        // <m> register NaN selected
        done = TRUE; result = FPPProcessNaN(type_nan, op3, fpcr, fpexc);
    elsif type1 == FPType SNaN then
        done = TRUE; result = FPPProcessNaN(type1, op1, fpcr, fpexc);
    elsif type2 == FPType SNaN then
        done = TRUE; result = FPPProcessNaN(type2, op2, fpcr, fpexc);
    elsif type3 == FPType SNaN then
        done = TRUE; result = FPPProcessNaN(type3, op3, fpcr, fpexc);
    elsif type1 == FPType QNaN then
        done = TRUE; result = FPPProcessNaN(type1, op1, fpcr, fpexc);
    elsif type2 == FPType QNaN then
        done = TRUE; result = FPPProcessNaN(type2, op2, fpcr, fpexc);
    elsif type3 == FPType QNaN then
        done = TRUE; result = FPPProcessNaN(type3, op3, fpcr, fpexc);
    else
        done = FALSE; result = Zeros(N);    // 'Don't care' result

    return (done, result);
```

## Library pseudocode for shared/functions/float/fpprocessnans4/FPProcessNaNs4

```
// FPProcessNaNs4()
// =====
// The boolean part of the return value says whether a NaN has been found and
// processed. The bits(N) part is only relevant if it has and supplies the
// result of the operation.
//
// The 'fpcr' argument supplies FPCR control bits.
// Status information is updated directly in the FPSR where appropriate.
// The 'fpexc' controls the generation of floating-point exceptions.

(boolean, bits(N)) FPProcessNaNs4(FPTYPE type1, FPTYPE type2, FPTYPE type3, FPTYPE type4,
                                bits(N DIV 2) op1, bits(N DIV 2) op2, bits(N DIV 2) op3,
                                bits(N DIV 2) op4, FPCR\_Type fpcr, boolean fpexc, integer N)

    assert N == 32;

    bits(N) result;
    boolean done;
    // The FPCR.AH control does not affect these checks
    if type1 == FPTYPE\_SNaN then
        done = TRUE; result = FPConvertNaN(FPProcessNaN(type1, op1, fpcr, fpexc), N);
    elsif type2 == FPTYPE\_SNaN then
        done = TRUE; result = FPConvertNaN(FPProcessNaN(type2, op2, fpcr, fpexc), N);
    elsif type3 == FPTYPE\_SNaN then
        done = TRUE; result = FPConvertNaN(FPProcessNaN(type3, op3, fpcr, fpexc), N);
    elsif type4 == FPTYPE\_SNaN then
        done = TRUE; result = FPConvertNaN(FPProcessNaN(type4, op4, fpcr, fpexc), N);
    elsif type1 == FPTYPE\_QNaN then
        done = TRUE; result = FPConvertNaN(FPProcessNaN(type1, op1, fpcr, fpexc), N);
    elsif type2 == FPTYPE\_QNaN then
        done = TRUE; result = FPConvertNaN(FPProcessNaN(type2, op2, fpcr, fpexc), N);
    elsif type3 == FPTYPE\_QNaN then
        done = TRUE; result = FPConvertNaN(FPProcessNaN(type3, op3, fpcr, fpexc), N);
    elsif type4 == FPTYPE\_QNaN then
        done = TRUE; result = FPConvertNaN(FPProcessNaN(type4, op4, fpcr, fpexc), N);
    else
        done = FALSE; result = Zeros(N); // 'Don't care' result

    return (done, result);
```





```

// FPrecipEstimate()
// =====

bits(N) FPrecipEstimate(bits(N) operand, FPCR_Type fpcr_in)

    assert N IN {16,32,64};
    FPCR_Type fpcr = fpcr_in;
    bits(N) result;
    boolean overflow_to_inf;
    // When using alternative floating-point behavior, do not generate
    // floating-point exceptions, flush denormal input and output to zero,
    // and use RNE rounding mode.
    boolean altfp = IsFeatureImplemented(FEAT_AFP) && !UsingAArch32() && fpcr.AH == '1';
    boolean fpexc = !altfp;
    if altfp then fpcr.<FIZ,FZ> = '11';
    if altfp then fpcr.RMode = '00';

    (fptype,sign,value) = FPUnpack(operand, fpcr, fpexc);

    FPRounding rounding = FPRoundingMode(fpcr);
    if fptype == FType_SNaN || fptype == FType_QNaN then
        result = FPProcessNaN(fptype, operand, fpcr, fpexc);
    elsif fptype == FType_Infinity then
        result = FPZero(sign, N);
    elsif fptype == FType_Zero then
        result = FPInfinity(sign, N);
        if fpexc then FPProcessException(FPExc_DivideByZero, fpcr);
    elsif (
        (N == 16 && Abs(value) < 2.0^-16) ||
        (N == 32 && Abs(value) < 2.0^-128) ||
        (N == 64 && Abs(value) < 2.0^-1024)
    ) then
        case rounding of
            when FPRounding_TIEEVEN
                overflow_to_inf = TRUE;
            when FPRounding_POSINF
                overflow_to_inf = (sign == '0');
            when FPRounding_NEGINF
                overflow_to_inf = (sign == '1');
            when FPRounding_ZERO
                overflow_to_inf = FALSE;
        result = if overflow_to_inf then FPInfinity(sign, N) else FPMMaxNormal(sign, N);
    if fpexc then
        FPProcessException(FPExc_Overflow, fpcr);
        FPProcessException(FPExc_Inexact, fpcr);
    elsif ((fpcr.FZ == '1' && N != 16) || (fpcr.FZ16 == '1' && N == 16))
        && (
            (N == 16 && Abs(value) >= 2.0^14) ||
            (N == 32 && Abs(value) >= 2.0^126) ||
            (N == 64 && Abs(value) >= 2.0^1022)
        ) then
        // Result flushed to zero of correct sign
        result = FPZero(sign, N);

        // Flush-to-zero never generates a trapped exception.
        if UsingAArch32() then
            FPSCR.UFC = '1';
        else
            if fpexc then FPSR.UFC = '1';
        else
            // Scale to a fixed point value in the range 0.5 <= x < 1.0 in steps of 1/512, and
            // calculate result exponent. Scaled value has copied sign bit,
            // exponent = 1022 = double-precision biased version of -1,
            // fraction = original fraction
            bits(52) fraction;
            integer exp;
            case N of
                when 16
                    fraction = operand<9:0> : Zeros(42);
                    exp = UInt(operand<14:10>);

```

```

    when 32
        fraction = operand<22:0> : Zeros(29);
        exp = UInt(operand<30:23>);
    when 64
        fraction = operand<51:0>;
        exp = UInt(operand<62:52>);

if exp == 0 then
    if fraction<51> == '0' then
        exp = -1;
        fraction = fraction<49:0>:'00';
    else
        fraction = fraction<50:0>:'0';

integer scaled;
boolean increasedprecision = N==32 && IsFeatureImplemented(FEAT_RPRES) && altfp;

if !increasedprecision then
    scaled = UInt('1':fraction<51:44>);
else
    scaled = UInt('1':fraction<51:41>);

integer result_exp;
case N of
    when 16 result_exp = 29 - exp; // In range 29-30 = -1 to 29+1 = 30
    when 32 result_exp = 253 - exp; // In range 253-254 = -1 to 253+1 = 254
    when 64 result_exp = 2045 - exp; // In range 2045-2046 = -1 to 2045+1 = 2046

// Scaled is in range 256 .. 511 or 2048 .. 4095 range representing a
// fixed-point number in range [0.5 .. 1.0].
estimate = RecipEstimate(scaled, increasedprecision);

// Estimate is in the range 256 .. 511 or 4096 .. 8191 representing a
// fixed-point result in the range [1.0 .. 2.0].
// Convert to scaled floating point result with copied sign bit,
// high-order bits from estimate, and exponent calculated above.
if !increasedprecision then
    fraction = estimate<7:0> : Zeros(44);
else
    fraction = estimate<11:0> : Zeros(40);

if result_exp == 0 then
    fraction = '1' : fraction<51:1>;
elsif result_exp == -1 then
    fraction = '01' : fraction<51:2>;
    result_exp = 0;

case N of
    when 16 result = sign : result_exp<N-12:0> : fraction<51:42>;
    when 32 result = sign : result_exp<N-25:0> : fraction<51:29>;
    when 64 result = sign : result_exp<N-54:0> : fraction<51:0>;

return result;

```

## Library pseudocode for shared/functions/float/fpreciestimate/RecipEstimate

```
// RecipEstimate()
// =====
// Compute estimate of reciprocal of 9-bit fixed-point number.
//
// a is in range 256 .. 511 or 2048 .. 4096 representing a number in
// the range 0.5 <= x < 1.0.
// increasedprecision determines if the mantissa is 8-bit or 12-bit.
// result is in the range 256 .. 511 or 4096 .. 8191 representing a
// number in the range 1.0 to 511/256 or 1.00 to 8191/4096.

integer RecipEstimate(integer a_in, boolean increasedprecision)

    integer a = a_in;
    integer r;
    if !increasedprecision then
        assert 256 <= a && a < 512;
        a = a*2+1; // Round to nearest
        integer b = (2 ^ 19) DIV a;
        r = (b+1) DIV 2; // Round to nearest
        assert 256 <= r && r < 512;
    else
        assert 2048 <= a && a < 4096;
        a = a*2+1; // Round to nearest
        real real_val = Real(2^25)/Real(a);
        r = RoundDown(real_val);
        real error = real_val - Real(r);
        boolean round_up = error > 0.5; // Error cannot be exactly 0.5 so do not need tie case
        if round_up then r = r+1;
        assert 4096 <= r && r < 8192;

    return r;
```

## Library pseudocode for shared/functions/float/fprecpX/FPRecpX

```
// FPRecpX()
// =====

bits(N) FPRecpX(bits(N) op, FPCR_Type fpcr_in)

    assert N IN {16,32,64};
    FPCR_Type fpcr = fpcr_in;
    boolean isbfloat16 = FALSE;
    constant (E, F, -) = FPBits(N, isbfloat16);
    bits(N) result;
    bits(E) exp;
    bits(E) max_exp;
    constant bits(F) frac = Zeros(F);

    boolean altfp = IsFeatureImplemented(FEAT_AFP) && fpcr.AH == '1';
    boolean fpexc = !altfp; // Generate no floating-point exceptions
    if altfp then fpcr.<FIZ,FZ> = '11'; // Flush denormal input and output to zero
    (fptype,sign,value) = FPUnpack(op, fpcr, fpexc);
    exp = op<F+:E>;
    max_exp = Ones(E) - 1;

    if fptype == FType_SNaN || fptype == FType_QNaN then
        result = FPProcessNaN(fptype, op, fpcr, fpexc);
    else
        if IsZero(exp) then // Zero and denormals
            result = ZeroExtend(sign:max_exp:frac, N);
        else // Infinities and normals
            result = ZeroExtend(sign:NOT(exp):frac, N);

    return result;
```

## Library pseudocode for shared/functions/float/fpround/FPBits

```
// FPBits()
// =====
// Returns the minimum exponent, numbers of exponent and fraction bits.

(integer, integer, integer) FPBits(integer N, boolean isbfloat16)
    integer E;
    integer F;
    integer minimum_exp;
    if N == 16 then
        minimum_exp = -14;    E = 5;    F = 10;
    elsif N == 32 && isbfloat16 then
        minimum_exp = -126;    E = 8;    F = 7;
    elsif N == 32 then
        minimum_exp = -126;    E = 8;    F = 23;
    else // N == 64
        minimum_exp = -1022;    E = 11;    F = 52;

    return (E, F, minimum_exp);
```

## Library pseudocode for shared/functions/float/fpround/FPRound

```
// FPRound()
// =====
// Generic conversion from precise, unbounded real data type to IEEE format.

bits(N) FPRound(real op, FPCR_Type fpcr, integer N)
    return FPRound(op, fpcr, FPRoundingMode(fpcr), N);

// FPRound()
// =====
// For directed FP conversion, includes an explicit 'rounding' argument.

bits(N) FPRound(real op, FPCR_Type fpcr_in, FPRounding rounding, integer N)
    boolean fpexc = TRUE;    // Generate floating-point exceptions
    return FPRound(op, fpcr_in, rounding, fpexc, N);

// FPRound()
// =====
// For AltFP, includes an explicit FPEXC argument to disable exception
// generation and switches off Arm alternate half-precision mode.

bits(N) FPRound(real op, FPCR_Type fpcr_in, FPRounding rounding, boolean fpexc, integer N)
    FPCR_Type fpcr = fpcr_in;
    fpcr.AHP = '0';
    boolean isbfloat16 = FALSE;
    return FPRoundBase(op, fpcr, rounding, isbfloat16, fpexc, N);
```



```

// FPRoundBase()
// =====
// For BFloat16, includes an explicit 'isbfloat16' argument.

bits(N) FPRoundBase(real op, FPCR_Type fpcr, FPRounding rounding, boolean isbfloat16, integer N)
    boolean fpexc = TRUE;    // Generate floating-point exceptions
    return FPRoundBase(op, fpcr, rounding, isbfloat16, fpexc, N);

// FPRoundBase()
// =====
// For FP8 multiply-accumulate, dot product, and outer product instructions, includes
// an explicit saturation overflow argument.

bits(N) FPRoundBase(real op, FPCR_Type fpcr, FPRounding rounding, boolean isbfloat16,
    boolean fpexc, integer N)
    boolean satoflo = FALSE;
    return FPRoundBase(op, fpcr, rounding, isbfloat16, fpexc, satoflo, N);

// FPRoundBase()
// =====
// Convert a real number 'op' into an N-bit floating-point value using the
// supplied rounding mode 'rounding'.
//
// The 'fpcr' argument supplies FPCR control bits and 'fpexc' controls the
// generation of floating-point exceptions. Status information is updated
// directly in the FPSR where appropriate. The 'satoflo' argument
// controls whether overflow generates Infinity or MaxNorm for 8-bit floating-point
// data processing instructions.

bits(N) FPRoundBase(real op, FPCR_Type fpcr, FPRounding rounding, boolean isbfloat16,
    boolean fpexc, boolean satoflo, integer N)

    assert N IN {16,32,64};
    assert op != 0.0;
    assert rounding != FPRounding\_TIEAWAY;
    bits(N) result;

    // Obtain format parameters - minimum exponent, numbers of exponent and fraction bits.
    constant (E, F, minimum_exp) = FPBits(N, isbfloat16);

    // Split value into sign, unrounded mantissa and exponent.
    bit sign;
    real mantissa;
    if op < 0.0 then
        sign = '1'; mantissa = -op;
    else
        sign = '0'; mantissa = op;
    exponent = 0;
    while mantissa < 1.0 do
        mantissa = mantissa * 2.0; exponent = exponent - 1;
    while mantissa >= 2.0 do
        mantissa = mantissa / 2.0; exponent = exponent + 1;

    // When TRUE, detection of underflow occurs after rounding and the test for a
    // denormalized number for single and double precision values occurs after rounding.
    altfp = IsFeatureImplemented(FEAT_AFP) && !UsingAArch32() && fpcr.AH == '1';

    // Deal with flush-to-zero before rounding if FPCR.AH != '1'.
    if (!altfp && ((fpcr.FZ == '1' && N != 16) || (fpcr.FZ16 == '1' && N == 16)) &&
        exponent < minimum_exp) then
        // Flush-to-zero never generates a trapped exception.
        if UsingAArch32() then
            FPSR.UFC = '1';
        else
            if fpexc then FPSR.UFC = '1';
        return FPZero(sign, N);

    biased_exp_unconstrained = (exponent - minimum_exp) + 1;
    int_mant_unconstrained = RoundDown(mantissa * 2.0^F);
    error_unconstrained = mantissa * 2.0^F - Real(int_mant_unconstrained);

```

```

// Start creating the exponent value for the result. Start by biasing the actual exponent
// so that the minimum exponent becomes 1, lower values 0 (indicating possible underflow).
biased_exp = Max((exponent - minimum_exp) + 1, 0);
if biased_exp == 0 then mantissa = mantissa / 2.0^(minimum_exp - exponent);

// Get the unrounded mantissa as an integer, and the "units in last place" rounding error.
int_mant = RoundDown(mantissa * 2.0^F); // < 2.0^F if biased_exp == 0, >= 2.0^F if not
error = mantissa * 2.0^F - Real(int_mant);

// Underflow occurs if exponent is too small before rounding, and result is inexact or
// the Underflow exception is trapped. This applies before rounding if FPCR.AH != '1'.
boolean trapped_UF = fpcr.UFE == '1' && (!InStreamingMode() || IsFullA64Enabled());
if !altfp && biased_exp == 0 && (error != 0.0 || trapped_UF) then
    if fpexc then FPProcessException(FPExc\_Underflow, fpcr);

// Round result according to rounding mode.
boolean round_up_unconstrained;
boolean round_up;
boolean overflow_to_inf;
if altfp then

    case rounding of
        when FPRounding\_TIEEVEN
            round_up_unconstrained = (error_unconstrained > 0.5 ||
                (error_unconstrained == 0.5 && int_mant_unconstrained<0> == '1'));
            round_up = (error > 0.5 || (error == 0.5 && int_mant<0> == '1'));
            overflow_to_inf = !satoflo;
        when FPRounding\_POSINF
            round_up_unconstrained = (error_unconstrained != 0.0 && sign == '0');
            round_up = (error != 0.0 && sign == '0');
            overflow_to_inf = (sign == '0');
        when FPRounding\_NEGINF
            round_up_unconstrained = (error_unconstrained != 0.0 && sign == '1');
            round_up = (error != 0.0 && sign == '1');
            overflow_to_inf = (sign == '1');
        when FPRounding\_ZERO, FPRounding\_ODD
            round_up_unconstrained = FALSE;
            round_up = FALSE;
            overflow_to_inf = FALSE;

    if round_up_unconstrained then
        int_mant_unconstrained = int_mant_unconstrained + 1;
        if int_mant_unconstrained == 2^(F+1) then // Rounded up to next exponent
            biased_exp_unconstrained = biased_exp_unconstrained + 1;
            int_mant_unconstrained = int_mant_unconstrained DIV 2;

// Deal with flush-to-zero and underflow after rounding if FPCR.AH == '1'.
if biased_exp_unconstrained < 1 && int_mant_unconstrained != 0 then
    // the result of unconstrained rounding is less than the minimum normalized number
    if (fpcr.FZ == '1' && N != 16) || (fpcr.FZ16 == '1' && N == 16) then // Flush-to-zero
        if fpexc then
            FPSR.UFC = '1';
            FPProcessException(FPExc\_Inexact, fpcr);
            return FPZero(sign, N);
        elseif error != 0.0 || trapped_UF then
            if fpexc then FPProcessException(FPExc\_Underflow, fpcr);
else // altfp == FALSE
    case rounding of
        when FPRounding\_TIEEVEN
            round_up = (error > 0.5 || (error == 0.5 && int_mant<0> == '1'));
            overflow_to_inf = !satoflo;
        when FPRounding\_POSINF
            round_up = (error != 0.0 && sign == '0');
            overflow_to_inf = (sign == '0');
        when FPRounding\_NEGINF
            round_up = (error != 0.0 && sign == '1');
            overflow_to_inf = (sign == '1');
        when FPRounding\_ZERO, FPRounding\_ODD
            round_up = FALSE;

```



```

        overflow_to_inf = FALSE;

if round_up then
    int_mant = int_mant + 1;
    if int_mant == 2^F then          // Rounded up from denormalized to normalized
        biased_exp = 1;
    if int_mant == 2^(F+1) then      // Rounded up to next exponent
        biased_exp = biased_exp + 1;
        int_mant = int_mant DIV 2;

// Handle rounding to odd
if error != 0.0 && rounding == FPRounding\_ODD then
    int_mant<0> = '1';

// Deal with overflow and generate result.
if N != 16 || fpcr.AHP == '0' then // Single, double or IEEE half precision
    if biased_exp >= 2^E - 1 then
        result = if overflow_to_inf then FPInfinity(sign, N) else FPMaxNormal(sign, N);
        if fpexc then FPProcessException(FPExc\_Overflow, fpcr);
        error = 1.0; // Ensure that an Inexact exception occurs
    else
        result = sign : biased_exp<E-1:0> : int_mant<F-1:0> : Zeros(N-(E+F+1));
else // Alternative half precision
    if biased_exp >= 2^E then
        result = sign : Ones(N-1);
        if fpexc then FPProcessException(FPExc\_InvalidOp, fpcr);
        error = 0.0; // Ensure that an Inexact exception does not occur
    else
        result = sign : biased_exp<E-1:0> : int_mant<F-1:0> : Zeros(N-(E+F+1));

// Deal with Inexact exception.
if error != 0.0 then
    if fpexc then FPProcessException(FPExc\_Inexact, fpcr);

return result;

```

### Library pseudocode for shared/functions/float/fpround/FPRoundCV

```

// FPRoundCV()
// =====
// Used for FP to FP conversion instructions.
// For half-precision data ignores FZ16 and observes AHP.

bits(N) FPRoundCV(real op, FPCR_Type fpcr_in, FPRounding rounding, integer N)
    FPCR_Type fpcr = fpcr_in;
    fpcr.FZ16 = '0';
    boolean fpexc = TRUE; // Generate floating-point exceptions
    boolean isbfloat16 = FALSE;
    return FPRoundBase(op, fpcr, rounding, isbfloat16, fpexc, N);

```

### Library pseudocode for shared/functions/float/fpround/FPRound\_FP8

```

// FPRound_FP8()
// =====
// Used by FP8 multiply-accumulate, dot product, and outer product instructions
// which observe FPMR.OSM.

bits(N) FPRound_FP8(real op, FPCR_Type fpcr_in, FPRounding rounding,
                    boolean satoflo, integer N)
    FPCR_Type fpcr = fpcr_in;
    fpcr.AHP = '0';
    boolean fpexc = FALSE;
    boolean isbfloat16 = FALSE;
    return FPRoundBase(op, fpcr, rounding, isbfloat16, fpexc, satoflo, N);

```

## Library pseudocode for shared/functions/float/fprounding/FPRounding

```
// FPRounding
// =====
// The conversion and rounding functions take an explicit
// rounding mode enumeration instead of booleans or FPCR values.

enumeration FPRounding {FPRounding_TIEEVEN, FPRounding_POSINF,
                        FPRounding_NEGINF,  FPRounding_ZERO,
                        FPRounding_TIEAWAY, FPRounding_ODD};
```

## Library pseudocode for shared/functions/float/fproundingmode/FPRoundingMode

```
// FPRoundingMode()
// =====
// Return the current floating-point rounding mode.

FPRounding FPRoundingMode(FPCR_Type fpcr)
    return FPDecodeRounding(fpcr.RMode);
```

## Library pseudocode for shared/functions/float/fproundint/FPRoundInt

```
// FPRoundInt()
// =====

// Round op to nearest integral floating point value using rounding mode in FPCR/FPSCR.
// If EXACT is TRUE, set FPSR.IXC if result is not numerically equal to op.

bits(N) FPRoundInt(bits(N) op, FPCR_Type fpcr, FPRounding rounding, boolean exact)

    assert rounding != FPRounding\_ODD;
    assert N IN {16,32,64};

    // When alternative floating-point support is TRUE, do not generate
    // Input Denormal floating-point exceptions.
    altfp = IsFeatureImplemented(FEAT_AFP) && !UsingAArch32() && fpcr.AH == '1';
    fpexc = !altfp;

    // Unpack using FPCR to determine if subnormals are flushed-to-zero.
    (fptype,sign,value) = FPUnpack(op, fpcr, fpexc);

    bits(N) result;
    if fptype == FPTYPE\_SNaN || fptype == FPTYPE\_QNaN then
        result = FPProcessNaN(fptype, op, fpcr);
    elsif fptype == FPTYPE\_Infinity then
        result = FPInfinity(sign, N);
    elsif fptype == FPTYPE\_Zero then
        result = FPZero(sign, N);
    else
        // Extract integer component.
        int_result = RoundDown(value);
        error = value - Real(int_result);

        // Determine whether supplied rounding mode requires an increment.
        boolean round_up;
        case rounding of
            when FPRounding\_TIEEVEN
                round_up = (error > 0.5 || (error == 0.5 && int_result<0> == '1'));
            when FPRounding\_POSINF
                round_up = (error != 0.0);
            when FPRounding\_NEGINF
                round_up = FALSE;
            when FPRounding\_ZERO
                round_up = (error != 0.0 && int_result < 0);
            when FPRounding\_TIEAWAY
                round_up = (error > 0.5 || (error == 0.5 && int_result >= 0));

        if round_up then int_result = int_result + 1;

        // Convert integer value into an equivalent real value.
        real_result = Real(int_result);

        // Re-encode as a floating-point value, result is always exact.
        if real_result == 0.0 then
            result = FPZero(sign, N);
        else
            result = FPRound(real_result, fpcr, FPRounding\_ZERO, N);

        // Generate inexact exceptions.
        if error != 0.0 && exact then
            FPProcessException(FPExc\_Inexact, fpcr);

    return result;
```



```

// FPRoundIntN()
// =====

bits(N) FPRoundIntN(bits(N) op, FPCR_Type fpcr, FPRounding rounding, integer intsize)
    assert rounding != FPRounding\_ODD;
    assert N IN {32,64};
    assert intsize IN {32, 64};
    integer exp;
    bits(N) result;
    boolean round_up;
    constant integer E = (if N == 32 then 8 else 11);
    constant integer F = N - (E + 1);

    // When alternative floating-point support is TRUE, do not generate
    // Input Denormal floating-point exceptions.
    altftp = IsFeatureImplemented(FEAT_AFP) && !UsingAArch32() && fpcr.AH == '1';
    fpexc = !altftp;

    // Unpack using FPCR to determine if subnormals are flushed-to-zero.
    (fptype,sign,value) = FPUnpack(op, fpcr, fpexc);

    if fptype IN {FPTType\_SNaN, FPType\_QNaN, FPTType\_Infinity} then
        if N == 32 then
            exp = 126 + intsize;
            result = '1':exp<(E-1):0>:Zeros(F);
        else
            exp = 1022+intsize;
            result = '1':exp<(E-1):0>:Zeros(F);
        FPProcessException(FPExc\_InvalidOp, fpcr);
    elsif fptype == FPTType\_Zero then
        result = FPZero(sign, N);
    else
        // Extract integer component.
        int_result = RoundDown(value);
        error = value - Real(int_result);

        // Determine whether supplied rounding mode requires an increment.
        case rounding of
            when FPRounding\_TIEEVEN
                round_up = error > 0.5 || (error == 0.5 && int_result<0> == '1');
            when FPRounding\_POSINF
                round_up = error != 0.0;
            when FPRounding\_NEGINF
                round_up = FALSE;
            when FPRounding\_ZERO
                round_up = error != 0.0 && int_result < 0;
            when FPRounding\_TIEAWAY
                round_up = error > 0.5 || (error == 0.5 && int_result >= 0);

        if round_up then int_result = int_result + 1;
        overflow = int_result > 2^(intsize-1)-1 || int_result < -1*2^(intsize-1);

        if overflow then
            if N == 32 then
                exp = 126 + intsize;
                result = '1':exp<(E-1):0>:Zeros(F);
            else
                exp = 1022 + intsize;
                result = '1':exp<(E-1):0>:Zeros(F);
            FPProcessException(FPExc\_InvalidOp, fpcr);
            // This case shouldn't set Inexact.
            error = 0.0;

        else
            // Convert integer value into an equivalent real value.
            real_result = Real(int_result);

            // Re-encode as a floating-point value, result is always exact.
            if real_result == 0.0 then
                result = FPZero(sign, N);

```

```
        else
            result = FPRound(real_result, fpcr, FPRounding\_ZERO, N);

// Generate inexact exceptions.
if error != 0.0 then
    FPProcessException(FPExc\_Inexact, fpcr);

return result;
```



```

// FPRSqrtEstimate()
// =====

bits(N) FPRSqrtEstimate(bits(N) operand, FPCR_Type fpcr_in)

    assert N IN {16,32,64};
    FPCR_Type fpcr = fpcr_in;

    // When using alternative floating-point behavior, do not generate
    // floating-point exceptions and flush denormal input to zero.
    boolean altfp = IsFeatureImplemented(FEAT_AFP) && !UsingAArch32() && fpcr.AH == '1';
    boolean fpexc = !altfp;
    if altfp then fpcr.<FIZ,FZ> = '11';

    (fptype,sign,value) = FPUnpack(operand, fpcr, fpexc);

    bits(N) result;
    if fptype == FPType_SNaN || fptype == FPType_QNaN then
        result = FPProcessNaN(fptype, operand, fpcr, fpexc);
    elsif fptype == FPType_Zero then
        result = FPInfinity(sign, N);
        if fpexc then FPProcessException(FPExc_DivideByZero, fpcr);
    elsif sign == '1' then
        result = FPDefaultNaN(fpcr, N);
        if fpexc then FPProcessException(FPExc_InvalidOp, fpcr);
    elsif fptype == FPType_Infinity then
        result = FPZero('0', N);
    else
        // Scale to a fixed-point value in the range 0.25 <= x < 1.0 in steps of 512, with the
        // evenness or oddness of the exponent unchanged, and calculate result exponent.
        // Scaled value has copied sign bit, exponent = 1022 or 1021 = double-precision
        // biased version of -1 or -2, fraction = original fraction extended with zeros.

        bits(52) fraction;
        integer exp;
        case N of
            when 16
                fraction = operand<9:0> : Zeros(42);
                exp = UInt(operand<14:10>);
            when 32
                fraction = operand<22:0> : Zeros(29);
                exp = UInt(operand<30:23>);
            when 64
                fraction = operand<51:0>;
                exp = UInt(operand<62:52>);

        if exp == 0 then
            while fraction<51> == '0' do
                fraction = fraction<50:0> : '0';
                exp = exp - 1;
            fraction = fraction<50:0> : '0';

        integer scaled;
        boolean increasedprecision = N==32 && IsFeatureImplemented(FEAT_RPRES) && altfp;

        if !increasedprecision then
            if exp<0> == '0' then
                scaled = UInt('1':fraction<51:44>);
            else
                scaled = UInt('01':fraction<51:45>);
        else
            if exp<0> == '0' then
                scaled = UInt('1':fraction<51:41>);
            else
                scaled = UInt('01':fraction<51:42>);

        integer result_exp;
        case N of
            when 16 result_exp = ( 44 - exp) DIV 2;
            when 32 result_exp = ( 380 - exp) DIV 2;

```



```

    when 64 result_exp = (3068 - exp) DIV 2;

estimate = RecipSqrtEstimate(scaled, increasedprecision);

// Estimate is in the range 256 .. 511 or 4096 .. 8191 representing a
// fixed-point result in the range [1.0 .. 2.0].
// Convert to scaled floating point result with copied sign bit and high-order
// fraction bits, and exponent calculated above.
case N of
    when 16 result = '0' : result_exp<N-12:0> : estimate<7:0>:Zeros(2);
    when 32
        if !increasedprecision then
            result = '0' : result_exp<N-25:0> : estimate<7:0>:Zeros(15);
        else
            result = '0' : result_exp<N-25:0> : estimate<11:0>:Zeros(11);
    when 64 result = '0' : result_exp<N-54:0> : estimate<7:0>:Zeros(44);

return result;

```

## Library pseudocode for shared/functions/float/fpsqrtestimate/RecipSqrtEstimate

```
// RecipSqrtEstimate()
// =====
// Compute estimate of reciprocal square root of 9-bit fixed-point number.
//
// a_in is in range 128 .. 511 or 1024 .. 4095, with increased precision,
// representing a number in the range 0.25 <= x < 1.0.
// increasedprecision determines if the mantissa is 8-bit or 12-bit.
// result is in the range 256 .. 511 or 4096 .. 8191, with increased precision,
// representing a number in the range 1.0 to 511/256 or 8191/4096.

integer RecipSqrtEstimate(integer a_in, boolean increasedprecision)

    integer a = a_in;
    integer r;
    if !increasedprecision then
        assert 128 <= a && a < 512;
        if a < 256 then // 0.25 .. 0.5
            a = a*2+1; // a in units of 1/512 rounded to nearest
        else // 0.5 .. 1.0
            a = (a >> 1) << 1; // Discard bottom bit
            a = (a+1)*2; // a in units of 1/256 rounded to nearest
        integer b = 512;
        while a*(b+1)*(b+1) < 2^28 do
            b = b+1;
        // b = largest b such that b < 2^14 / sqrt(a)
        r = (b+1) DIV 2; // Round to nearest
        assert 256 <= r && r < 512;
    else
        assert 1024 <= a && a < 4096;
        real real_val;
        real error;
        integer int_val;

        if a < 2048 then // 0.25... 0.5
            a = a*2 + 1; // Take 10 bits of fraction and force a 1 at the bottom
            real_val = Real(a)/2.0;
        else // 0.5..1.0
            a = (a >> 1) << 1; // Discard bottom bit
            a = a+1; // Take 10 bits of fraction and force a 1 at the bottom
            real_val = Real(a);

        real_val = Sqrt(real_val); // This number will lie in the range of 32 to 64
        // Round to nearest even for a DP float number
        real_val = real_val * Real(2^47); // The integer is the size of the whole DP mantissa
        int_val = RoundDown(real_val); // Calculate rounding value
        error = real_val - Real(int_val);
        round_up = error > 0.5; // Error cannot be exactly 0.5 so do not need tie case
        if round_up then int_val = int_val+1;

        real_val = Real(2^65)/Real(int_val); // Lies in the range 4096 <= real_val < 8192
        int_val = RoundDown(real_val); // Round that (to nearest even) to give integer
        error = real_val - Real(int_val);
        round_up = (error > 0.5 || (error == 0.5 && int_val<0> == '1'));
        if round_up then int_val = int_val+1;

        r = int_val;
        assert 4096 <= r && r < 8192;

    return r;
```

## Library pseudocode for shared/functions/float/fpsqrt/FPSqrt

```
// FPSqrt()
// =====

bits(N) FPSqrt(bits(N) op, FPCR_Type fpcr)

    assert N IN {16,32,64};
    (fptype,sign,value) = FPUnpack(op, fpcr);

    bits(N) result;
    if fptype == FPTYPE\_SNaN || fptype == FPTYPE\_QNaN then
        result = FPProcessNaN(fptype, op, fpcr);
    elsif fptype == FPTYPE\_Zero then
        result = FPZero(sign, N);
    elsif fptype == FPTYPE\_Infinity && sign == '0' then
        result = FPInfinity(sign, N);
    elsif sign == '1' then
        result = FPDefaultNaN(fpcr, N);
        FPProcessException(FPExc\_InvalidOp, fpcr);
    else
        result = FPRound(Sqrt(value), fpcr, N);
        FPProcessDenorm(fptype, N, fpcr);

    return result;
```

## Library pseudocode for shared/functions/float/fpsub/FPSub

```
// FPSub()
// =====

bits(N) FPSub(bits(N) op1, bits(N) op2, FPCR_Type fpcr)
    boolean fpexc = TRUE;          // Generate floating-point exceptions
    return FPSub(op1, op2, fpcr, fpexc);

// FPSub()
// =====

bits(N) FPSub(bits(N) op1, bits(N) op2, FPCR_Type fpcr, boolean fpexc)

    assert N IN {16,32,64};
    rounding = FPRoundingMode(fpcr);

    (type1,sign1,value1) = FPUnpack(op1, fpcr, fpexc);
    (type2,sign2,value2) = FPUnpack(op2, fpcr, fpexc);

    (done,result) = FPProcessNaNs(type1, type2, op1, op2, fpcr, fpexc);
    if !done then
        inf1 = (type1 == FPTYPE\_Infinity);
        inf2 = (type2 == FPTYPE\_Infinity);
        zero1 = (type1 == FPTYPE\_Zero);
        zero2 = (type2 == FPTYPE\_Zero);

        if inf1 && inf2 && sign1 == sign2 then
            result = FPDefaultNaN(fpcr, N);
            if fpexc then FPProcessException(FPEXC\_InvalidOp, fpcr);
        elsif (inf1 && sign1 == '0') || (inf2 && sign2 == '1') then
            result = FPInfinity('0', N);
        elsif (inf1 && sign1 == '1') || (inf2 && sign2 == '0') then
            result = FPInfinity('1', N);
        elsif zero1 && zero2 && sign1 == NOT(sign2) then
            result = FPZero(sign1, N);
        else
            result_value = value1 - value2;
            if result_value == 0.0 then // Sign of exact zero result depends on rounding mode
                result_sign = if rounding == FPRounding\_NEGINF then '1' else '0';
                result = FPZero(result_sign, N);
            else
                result = FPRound(result_value, fpcr, rounding, fpexc, N);

            if fpexc then FPProcessDenorms(type1, type2, N, fpcr);

    return result;
```

## Library pseudocode for shared/functions/float/fpsub/FPSub\_ZA

```
// FPSub_ZA()
// =====
// Calculates op1-op2 for SME2 ZA-targeting instructions.

bits(N) FPSub_ZA(bits(N) op1, bits(N) op2, FPCR_Type fpcr_in)
    FPCR_Type fpcr = fpcr_in;
    boolean fpexc = FALSE;          // Do not generate floating-point exceptions
    fpcr.DN = '1';                  // Generate default NaN values
    return FPSub(op1, op2, fpcr, fpexc);
```

## Library pseudocode for shared/functions/float/fpthree/FPThree

```
// FPThree()
// =====

bits(N) FPThree(bit sign, integer N)

    assert N IN {16,32,64};
    constant integer E = (if N == 16 then 5 elsif N == 32 then 8 else 11);
    constant integer F = N - (E + 1);
    exp = '1':Zeros(E-1);
    frac = '1':Zeros(F-1);
    result = sign : exp : frac;

    return result;
```

## Library pseudocode for shared/functions/float/fptofixed/FPToFixed

```
// FPToFixed()
// =====

// Convert N-bit precision floating point 'op' to M-bit fixed point with
// FBITS fractional bits, controlled by UNSIGNED and ROUNDING.

bits(M) FPToFixed(bits(N) op, integer fbits, boolean unsigned, FPCR_Type fpcr,
    FPRounding rounding, integer M)

    assert N IN {16,32,64};
    assert M IN {16,32,64};
    assert fbits >= 0;
    assert rounding != FPRounding\_ODD;

    // When alternative floating-point support is TRUE, do not generate
    // Input Denormal floating-point exceptions.
    altfp = IsFeatureImplemented(FEAT_AFP) && !UsingAArch32() && fpcr.AH == '1';
    fpexc = !altfp;

    // Unpack using fpcr to determine if subnormals are flushed-to-zero.
    (fptype,sign,value) = FPUnpack(op, fpcr, fpexc);

    // If NaN, set cumulative flag or take exception.
    if fptype == FPTYPE\_SNaN || fptype == FPTYPE\_QNaN then
        FPProcessException(FPExc\_InvalidOp, fpcr);

    // Scale by fractional bits and produce integer rounded towards minus-infinity.
    value = value * 2.0^fbits;
    int_result = RoundDown(value);
    error = value - Real(int_result);

    // Determine whether supplied rounding mode requires an increment.
    boolean round_up;
    case rounding of
        when FPRounding\_TIEEVEN
            round_up = (error > 0.5 || (error == 0.5 && int_result<0> == '1'));
        when FPRounding\_POSINF
            round_up = (error != 0.0);
        when FPRounding\_NEGINF
            round_up = FALSE;
        when FPRounding\_ZERO
            round_up = (error != 0.0 && int_result < 0);
        when FPRounding\_TIEAWAY
            round_up = (error > 0.5 || (error == 0.5 && int_result >= 0));

    if round_up then int_result = int_result + 1;

    // Generate saturated result and exceptions.
    (result, overflow) = SatQ(int_result, M, unsigned);
    if overflow then
        FPProcessException(FPExc\_InvalidOp, fpcr);
    elsif error != 0.0 then
        FPProcessException(FPExc\_Inexact, fpcr);

    return result;
```

## Library pseudocode for shared/functions/float/fptofixedjs/FPToFixedJS

```
// FPToFixedJS()
// =====

// Converts a double precision floating point input value
// to a signed integer, with rounding to zero.

(bits(N), bit) FPToFixedJS(bits(M) op, FPCR_Type fpcr, integer N)

    assert M == 64 && N == 32;

    // If FALSE, never generate Input Denormal floating-point exceptions.
    fpexc_idenorm = !(IsFeatureImplemented(FEAT_AFP) && !UsingAArch32()) && fpcr.AH == '1';

    // Unpack using fpcr to determine if subnormals are flushed-to-zero.
    (fptype, sign, value) = FPUnpack(op, fpcr, fpexc_idenorm);

    z = '1';
    // If NaN, set cumulative flag or take exception.
    if fptype == FPType_SNaN || fptype == FPType_QNaN then
        FPProcessException(FPExc_InvalidOp, fpcr);
        z = '0';

    int_result = RoundDown(value);
    error = value - Real(int_result);

    // Determine whether supplied rounding mode requires an increment.

    round_it_up = (error != 0.0 && int_result < 0);
    if round_it_up then int_result = int_result + 1;

    integer result;
    if int_result < 0 then
        result = int_result - 2^32*RoundUp(Real(int_result)/Real(2^32));
    else
        result = int_result - 2^32*RoundDown(Real(int_result)/Real(2^32));

    // Generate exceptions.
    if int_result < -(2^31) || int_result > (2^31)-1 then
        FPProcessException(FPExc_InvalidOp, fpcr);
        z = '0';
    elsif error != 0.0 then
        FPProcessException(FPExc_Inexact, fpcr);
        z = '0';
    elsif sign == '1' && value == 0.0 then
        z = '0';
    elsif sign == '0' && value == 0.0 && !IsZero(op<51:0>) then
        z = '0';

    if fptype == FPType_Infinity then result = 0;

    return (result<N-1:0>, z);
```

## Library pseudocode for shared/functions/float/fptwo/FPTwo

```
// FPTwo()
// =====

bits(N) FPTwo(bit sign, integer N)

    assert N IN {16, 32, 64};
    constant integer E = (if N == 16 then 5 elsif N == 32 then 8 else 11);
    constant integer F = N - (E + 1);
    exp = '1':Zeros(E-1);
    frac = Zeros(F);
    result = sign : exp : frac;

    return result;
```

## Library pseudocode for shared/functions/float/fptype/FPType

```
// FPType
// =====

enumeration FPType {FPType_Zero,
                    FPType_Denormal,
                    FPType_Nonzero,
                    FPType_Infinity,
                    FPType_QNaN,
                    FPType_SNaN};
```

## Library pseudocode for shared/functions/float/fpunpack/FPUnpack

```
// FPUnpack()
// =====

(FPType, bit, real) FPUnpack(bits(N) fpval, FPCR_Type fpcr_in)
    FPCR_Type fpcr = fpcr_in;
    fpcr.AHP = '0';
    boolean fpexc = TRUE;    // Generate floating-point exceptions
    (fp_type, sign, value) = FPUnpackBase(fpval, fpcr, fpexc);
    return (fp_type, sign, value);

// FPUnpack()
// =====
//
// Used by data processing, int/fixed to FP and FP to int/fixed conversion instructions.
// For half-precision data it ignores AHP, and observes FZ16.

(FPType, bit, real) FPUnpack(bits(N) fpval, FPCR_Type fpcr_in, boolean fpexc)
    FPCR_Type fpcr = fpcr_in;
    fpcr.AHP = '0';
    (fp_type, sign, value) = FPUnpackBase(fpval, fpcr, fpexc);
    return (fp_type, sign, value);
```





```

// FPUntpackBase()
// =====

(FPType, bit, real) FPUntpackBase(bits(N) fpval, FPCR_Type fpcr, boolean fpexc)
    boolean isbfloat16 = FALSE;
    (fp_type, sign, value) = FPUntpackBase(fpval, fpcr, fpexc, isbfloat16);
    return (fp_type, sign, value);

// FPUntpackBase()
// =====
//
// Unpack a floating-point number into its type, sign bit and the real number
// that it represents. The real number result has the correct sign for numbers
// and infinities, is very large in magnitude for infinities, and is 0.0 for
// NaNs. (These values are chosen to simplify the description of comparisons
// and conversions.)
//
// The 'fpcr_in' argument supplies FPCR control bits, 'fpexc' controls the
// generation of floating-point exceptions and 'isbfloat16' determines whether
// N=16 signifies BFloat16 or half-precision type. Status information is updated
// directly in the FPSR where appropriate.

(FPType, bit, real) FPUntpackBase(bits(N) fpval, FPCR_Type fpcr_in, boolean fpexc,
    boolean isbfloat16)

    assert N IN {16,32,64};

    FPCR_Type fpcr = fpcr_in;

    boolean altfp = IsFeatureImplemented(FEAT_AFP) && !UsingAArch32();
    boolean fiz   = altfp && fpcr.FIZ == '1';
    boolean fz    = fpcr.FZ == '1' && !(altfp && fpcr.AH == '1');
    real value;
    bit sign;
    FPType fptype;

    if N == 16 && !isbfloat16 then
        sign = fpval<15>;
        exp16 = fpval<14:10>;
        frac16 = fpval<9:0>;
        if IsZero(exp16) then
            if IsZero(frac16) || fpcr.FZ16 == '1' then
                fptype = FPType_Zero; value = 0.0;
            else
                fptype = FPType_Denormal; value = 2.0^-14 * (Real(UInt(frac16)) * 2.0^-10);
        elseif IsOnes(exp16) && fpcr.AHP == '0' then // Infinity or NaN in IEEE format
            if IsZero(frac16) then
                fptype = FPType_Infinity; value = 2.0^1000000;
            else
                fptype = if frac16<9> == '1' then FPType_QNaN else FPType_SNaN;
                value = 0.0;
        else
            fptype = FPType_Nonzero;
            value = 2.0^(UInt(exp16)-15) * (1.0 + Real(UInt(frac16)) * 2.0^-10);

    elseif N == 32 || isbfloat16 then
        bits(8) exp32;
        bits(23) frac32;
        if isbfloat16 then
            sign = fpval<15>;
            exp32 = fpval<14:7>;
            frac32 = fpval<6:0> : Zeros(16);
        else
            sign = fpval<31>;
            exp32 = fpval<30:23>;
            frac32 = fpval<22:0>;

        if IsZero(exp32) then
            if IsZero(frac32) then
                // Produce zero if value is zero.

```

```

        fptype = FPTYPE\_Zero; value = 0.0;
    elseif fz || fiz then          // Flush-to-zero if FIZ==1 or AH,FZ==01
        fptype = FPTYPE\_Zero; value = 0.0;
        // Check whether to raise Input Denormal floating-point exception.
        // fpcr.FIZ==1 does not raise Input Denormal exception.
        if fz then
            // Denormalized input flushed to zero
            if fpexc then FPProcessException(FPExc\_InputDenorm, fpcr);
        else
            fptype = FPTYPE\_Denormal; value = 2.0^-126 * (Real(UInt(frac32)) * 2.0^-23);
    elseif IsOnes(exp32) then
        if IsZero(frac32) then
            fptype = FPTYPE\_Infinity; value = 2.0^1000000;
        else
            fptype = if frac32<22> == '1' then FPTYPE\_QNaN else FPTYPE\_SNaN;
            value = 0.0;
    else
        fptype = FPTYPE\_Nonzero;
        value = 2.0^(UInt(exp32)-127) * (1.0 + Real(UInt(frac32)) * 2.0^-23);

else // N == 64
    sign = fpval<63>;
    exp64 = fpval<62:52>;
    frac64 = fpval<51:0>;

    if IsZero(exp64) then
        if IsZero(frac64) then
            // Produce zero if value is zero.
            fptype = FPTYPE\_Zero; value = 0.0;
        elseif fz || fiz then          // Flush-to-zero if FIZ==1 or AH,FZ==01
            fptype = FPTYPE\_Zero; value = 0.0;
            // Check whether to raise Input Denormal floating-point exception.
            // fpcr.FIZ==1 does not raise Input Denormal exception.
            if fz then
                // Denormalized input flushed to zero
                if fpexc then FPProcessException(FPExc\_InputDenorm, fpcr);
            else
                fptype = FPTYPE\_Denormal; value = 2.0^-1022 * (Real(UInt(frac64)) * 2.0^-52);
        elseif IsOnes(exp64) then
            if IsZero(frac64) then
                fptype = FPTYPE\_Infinity; value = 2.0^1000000;
            else
                fptype = if frac64<51> == '1' then FPTYPE\_QNaN else FPTYPE\_SNaN;
                value = 0.0;
    else
        fptype = FPTYPE\_Nonzero;
        value = 2.0^(UInt(exp64)-1023) * (1.0 + Real(UInt(frac64)) * 2.0^-52);

if sign == '1' then value = -value;

return (fptype, sign, value);

```

## Library pseudocode for shared/functions/float/fpunpack/FPUnpackCV

```

// FPUnpackCV()
// =====
//
// Used for FP to FP conversion instructions.
// For half-precision data ignores FZ16 and observes AHP.

(FPTYPE, bit, real) FPUnpackCV(bits(N) fpval, FPCR\_Type fpcr_in)
    FPCR\_Type fpcr = fpcr_in;
    fpcr.FZ16 = '0';
    boolean fpexc = TRUE;    // Generate floating-point exceptions
    (fp_type, sign, value) = FPUnpackBase(fpval, fpcr, fpexc);
    return (fp_type, sign, value);

```

## Library pseudocode for shared/functions/float/fpzero/FPZero

```
// FPZero()
// =====

bits(N) FPZero(bit sign, integer N)

    assert N IN {16,32,64};
    constant integer E = (if N == 16 then 5 elsif N == 32 then 8 else 11);
    constant integer F = N - (E + 1);
    exp = Zeros(E);
    frac = Zeros(F);
    result = sign : exp : frac;

    return result;
```

## Library pseudocode for shared/functions/float/vfpexpandimm/VFPExpandImm

```
// VFPExpandImm()
// =====

bits(N) VFPExpandImm(bits(8) imm8, integer N)

    assert N IN {16,32,64};
    constant integer E = (if N == 16 then 5 elsif N == 32 then 8 else 11);
    constant integer F = (N - E) - 1;
    sign = imm8<7>;
    exp = NOT(imm8<6>) : Replicate(imm8<6>,E-3) : imm8<5:4>;
    frac = imm8<3:0> : Zeros(F-4);
    result = sign : exp : frac;

    return result;
```

## Library pseudocode for shared/functions/integer/AddWithCarry

```
// AddWithCarry()
// =====
// Integer addition with carry input, returning result and NZCV flags

(bits(N), bits(4)) AddWithCarry(bits(N) x, bits(N) y, bit carry_in)
    integer unsigned_sum = UInt(x) + UInt(y) + UInt(carry_in);
    integer signed_sum = SInt(x) + SInt(y) + UInt(carry_in);
    bits(N) result = unsigned_sum<N-1:0>; // same value as signed_sum<N-1:0>
    bit n = result<N-1>;
    bit z = if IsZero(result) then '1' else '0';
    bit c = if UInt(result) == unsigned_sum then '0' else '1';
    bit v = if SInt(result) == signed_sum then '0' else '1';
    return (result, n:z:c:v);
```

## Library pseudocode for shared/functions/interrupts/InterruptID

```
// InterruptID
// =====

enumeration InterruptID {
    InterruptID_PMUIRQ,
    InterruptID_COMMIRQ,
    InterruptID_CTIIRQ,
    InterruptID_COMMRX,
    InterruptID_COMMTX,
    InterruptID_CNTP,
    InterruptID_CNTHP,
    InterruptID_CNTHPS,
    InterruptID_CNTPS,
    InterruptID_CNTV,
    InterruptID_CNTHV,
    InterruptID_CNTHVS,
    InterruptID_PMBIRQ,
    InterruptID_HACDBSIRQ,
};
```

## Library pseudocode for shared/functions/interrupts/SetInterruptRequestLevel

```
// SetInterruptRequestLevel()
// =====
// Set a level-sensitive interrupt to the specified level.

SetInterruptRequestLevel(InterruptID id, Signal level);
```

## Library pseudocode for shared/functions/memory/AArch64.BranchAddr

```
// AArch64.BranchAddr()
// =====
// Return the virtual address with tag bits removed.
// This is typically used when the address will be stored to the program counter.

bits(64) AArch64.BranchAddr(bits(64) vaddress, bits(2) el)
    assert !UsingAArch32();
    constant integer msbit = AddrTop(vaddress, TRUE, el);
    if msbit == 63 then
        return vaddress;
    elsif (el IN {EL0, EL1} || IsInHost()) && vaddress<msbit> == '1' then
        return SignExtend(vaddress<msbit:0>, 64);
    else
        return ZeroExtend(vaddress<msbit:0>, 64);
```

## Library pseudocode for shared/functions/memory/AccessDescriptor

```
// AccessDescriptor
// =====
// Memory access or translation invocation details that steer architectural behavior

type AccessDescriptor is (
    AccessType acctype,
    bits(2) el, // Acting EL for the access
    SecurityState ss, // Acting Security State for the access
    boolean acqsc, // Acquire with Sequential Consistency
    boolean acqpc, // FEAT_LRCPC: Acquire with Processor Consistency
    boolean relsc, // Release with Sequential Consistency
    boolean limitedordered, // FEAT_LOR: Acquire/Release with limited ordering
    boolean exclusive, // Access has Exclusive semantics
    boolean atomicop, // FEAT_LSE: Atomic read-modify-write access
    MemAtomicOp modop, // FEAT_LSE: The modification operation in the 'atomicop' access
    boolean nontemporal, // Hints the access is non-temporal
    boolean read, // Read from memory or only require read permissions
    boolean write, // Write to memory or only require write permissions
    CacheOp cacheop, // DC/IC: Cache operation
    CacheOpScope opscope, // DC/IC: Scope of cache operation
    CacheType cachetype, // DC/IC: Type of target cache
    boolean pan, // FEAT_PAN: The access is subject to PSTATE.PAN
    boolean transactional, // FEAT_TME: Access is part of a transaction
    boolean nonfault, // SVE: Non-faulting load
    boolean firstfault, // SVE: First-fault load
    boolean first, // SVE: First-fault load for the first active element
    boolean contiguous, // SVE: Contiguous load/store not gather load/scatter store
    boolean streamingsve, // SME: Access made by PE while in streaming SVE mode
    boolean ls64, // FEAT_LS64: Accesses by accelerator support loads/stores
    boolean mops, // FEAT_MOPS: Memory operation (CPY/SET) accesses
    boolean rcw, // FEAT_THE: Read-Check-Write access
    boolean rcws, // FEAT_THE: Read-Check-Write Software access
    boolean toplevel, // FEAT_THE: Translation table walk access for TTB address
    VARange varange, // FEAT_THE: The corresponding TTBR supplying the TTB
    boolean a32lsmd, // A32 Load/Store Multiple Data access
    boolean tagchecked, // FEAT_MTE2: Access is tag checked
    boolean tagaccess, // FEAT_MTE: Access targets the tag bits
    boolean devstoreunpred, // FEAT_MTE: Accesses that store Allocation tags to Device
    // memory are CONSTRAINED UNPREDICTABLE
    boolean ispair, // Access represents a Load/Store pair access
    boolean highestaddressfirst, // FEAT_LRCPC3: Highest address is accessed first
    MPAMInfo mpam // FEAT_MPAM: MPAM information
)
```

## Library pseudocode for shared/functions/memory/AccessType

```
// AccessType
// =====

enumeration AccessType {
    AccessType_IFETCH, // Instruction FETCH
    AccessType_GPR, // Software load/store to a General Purpose Register
    AccessType_ASIMD, // Software ASIMD extension load/store instructions
    AccessType_SVE, // Software SVE load/store instructions
    AccessType_SME, // Software SME load/store instructions
    AccessType_IC, // Sysop IC
    AccessType_DC, // Sysop DC (not DC {Z,G,GZ}VA)
    AccessType_DCZero, // Sysop DC {Z,G,GZ}VA
    AccessType_AT, // Sysop AT
    AccessType_NV2, // NV2 memory redirected access
    AccessType_SPE, // Statistical Profiling buffer access
    AccessType_GCS, // Guarded Control Stack access
    AccessType_TRBE, // Trace Buffer access
    AccessType_GPTW, // Granule Protection Table Walk
    AccessType_TTW // Translation Table Walk
};
```

## Library pseudocode for shared/functions/memory/AddrTop

```
// AddrTop()
// =====
// Return the MSB number of a virtual address in the stage 1 translation regime for "el".
// If EL1 is using AArch64 then addresses from EL0 using AArch32 are zero-extended to 64 bits.

integer AddrTop(bits(64) address, boolean IsInstr, bits(2) el)
    assert HaveEL(el);
    regime = S1TranslationRegime(el);
    if ELUsingAArch32(regime) then
        // AArch32 translation regime.
        return 31;
    else
        if EffectiveTBI(address, IsInstr, el) == '1' then
            return 55;
        else
            return 63;
```

## Library pseudocode for shared/functions/memory/AlignmentEnforced

```
// AlignmentEnforced()
// =====
// For the active translation regime, determine if alignment is required by all accesses

boolean AlignmentEnforced()
    bit A;
    Regime regime = TranslationRegime(PSTATE.EL);
    case regime of
        when Regime_EL3 A = SCTLR_EL3.A;
        when Regime_EL30 A = SCTLR.A;
        when Regime_EL2 A = if ELUsingAArch32(EL2) then HSCTLR.A else SCTLR_EL2.A;
        when Regime_EL20 A = SCTLR_EL2.A;
        when Regime_EL10 A = if ELUsingAArch32(EL1) then SCTLR.A else SCTLR_EL1.A;
        otherwise Unreachable();
    return A == '1';
```

## Library pseudocode for shared/functions/memory/Allocation

```
constant bits(2) MemHint_No = '00'; // No Read-Allocate, No Write-Allocate
constant bits(2) MemHint_WA = '01'; // No Read-Allocate, Write-Allocate
constant bits(2) MemHint_RA = '10'; // Read-Allocate, No Write-Allocate
constant bits(2) MemHint_RWA = '11'; // Read-Allocate, Write-Allocate
```

## Library pseudocode for shared/functions/memory/BigEndian

```
// BigEndian()
// =====

boolean BigEndian(AccessType acctype)
    boolean bigend;
    if IsFeatureImplemented(FEAT_NV2) && acctype == AccessType_NV2 then
        return SCTLR_EL2.EE == '1';

    if UsingAArch32() then
        bigend = (PSTATE.E != '0');
    elsif PSTATE.EL == EL0 then
        bigend = (SCTLR_ELx[].EOE != '0');
    else
        bigend = (SCTLR_ELx[].EE != '0');
    return bigend;
```

## Library pseudocode for shared/functions/memory/BigEndianReverse

```
// BigEndianReverse()
// =====

bits(width) BigEndianReverse (bits(width) value)
    assert width IN {8, 16, 32, 64, 128};
    if width == 8 then return value;
    constant integer half = width DIV 2;
    return BigEndianReverse(value<half-1:0>) : BigEndianReverse(value<width-1:half>);
```

## Library pseudocode for shared/functions/memory/Cacheability

```
constant bits(2) MemAttr_NC = '00';    // Non-cacheable
constant bits(2) MemAttr_WT = '10';    // Write-through
constant bits(2) MemAttr_WB = '11';    // Write-back
```

## Library pseudocode for shared/functions/memory/CreateAccDescA32LSMD

```
// CreateAccDescA32LSMD()
// =====
// Access descriptor for A32 loads/store multiple general purpose registers

AccessDescriptor CreateAccDescA32LSMD(MemOp memop)
    AccessDescriptor accdesc = NewAccDesc(AccessType\_GPR);

    accdesc.read          = memop == MemOp\_LOAD;
    accdesc.write         = memop == MemOp\_STORE;
    accdesc.pan           = TRUE;
    accdesc.a32lsmd       = TRUE;
    accdesc.transactional = IsFeatureImplemented(FEAT_TME) && TSTATE.depth > 0;

    return accdesc;
```

## Library pseudocode for shared/functions/memory/CreateAccDescASIMD

```
// CreateAccDescASIMD()
// =====
// Access descriptor for ASIMD&FP loads/stores

AccessDescriptor CreateAccDescASIMD(MemOp memop, boolean nontemporal, boolean tagchecked)
    AccessDescriptor accdesc = NewAccDesc(AccessType\_ASIMD);

    accdesc.nontemporal    = nontemporal;
    accdesc.read           = memop == MemOp\_LOAD;
    accdesc.write          = memop == MemOp\_STORE;
    accdesc.pan            = TRUE;
    accdesc.streamingsve   = InStreamingMode();
    if (accdesc.streamingsve && boolean IMPLEMENTATION_DEFINED
        "No tag checking of SIMD&FP loads and stores in Streaming SVE mode") then
        accdesc.tagchecked = FALSE;
    else
        accdesc.tagchecked = tagchecked;
    accdesc.transactional  = IsFeatureImplemented(FEAT_TME) && TSTATE.depth > 0;

    return accdesc;
```



## Library pseudocode for shared/functions/memory/CreateAccDescASIMDAcqRel

```
// CreateAccDescASIMDAcqRel()
// =====
// Access descriptor for ASIMD&FP loads/stores with ordering semantics

AccessDescriptor CreateAccDescASIMDAcqRel(MemOp memop, boolean tagchecked)
    AccessDescriptor accdesc = NewAccDesc(AccessType_ASIMD);

    accdesc.acqpc          = memop == MemOp_LOAD;
    accdesc.relsc          = memop == MemOp_STORE;
    accdesc.read           = memop == MemOp_LOAD;
    accdesc.write          = memop == MemOp_STORE;
    accdesc.pan            = TRUE;
    accdesc.streamingsve   = InStreamingMode();
    if (accdesc.streamingsve && boolean IMPLEMENTATION_DEFINED
        "No tag checking of SIMD&FP loads and stores in Streaming SVE mode") then
        accdesc.tagchecked = FALSE;
    else
        accdesc.tagchecked = tagchecked;
    accdesc.transactional  = IsFeatureImplemented(FEAT_TME) && TSTATE.depth > 0;

    return accdesc;
```

## Library pseudocode for shared/functions/memory/CreateAccDescAT

```
// CreateAccDescAT()
// =====
// Access descriptor for address translation operations

AccessDescriptor CreateAccDescAT(SecurityState ss, bits(2) el, ATAccess ataccess)
    AccessDescriptor accdesc = NewAccDesc(AccessType_AT);

    accdesc.el            = el;
    accdesc.ss            = ss;
    case ataccess of
        when ATAccess_Read
            (accdesc.read, accdesc.write, accdesc.pan) = (TRUE, FALSE, FALSE);
        when ATAccess_ReadPAN
            (accdesc.read, accdesc.write, accdesc.pan) = (TRUE, FALSE, TRUE);
        when ATAccess_Write
            (accdesc.read, accdesc.write, accdesc.pan) = (FALSE, TRUE, FALSE);
        when ATAccess_WritePAN
            (accdesc.read, accdesc.write, accdesc.pan) = (FALSE, TRUE, TRUE);
        when ATAccess_Any
            (accdesc.read, accdesc.write, accdesc.pan) = (FALSE, FALSE, FALSE);

    return accdesc;
```

## Library pseudocode for shared/functions/memory/CreateAccDescAcqRel

```
// CreateAccDescAcqRel()
// =====
// Access descriptor for general purpose register loads/stores with ordering semantics

AccessDescriptor CreateAccDescAcqRel(MemOp memop, boolean tagchecked)
    AccessDescriptor accdesc = NewAccDesc(AccessType_GPR);

    accdesc.acqsc         = memop == MemOp_LOAD;
    accdesc.relsc         = memop == MemOp_STORE;
    accdesc.read           = memop == MemOp_LOAD;
    accdesc.write          = memop == MemOp_STORE;
    accdesc.pan            = TRUE;
    accdesc.tagchecked     = tagchecked;
    accdesc.transactional  = IsFeatureImplemented(FEAT_TME) && TSTATE.depth > 0;

    return accdesc;
```

## Library pseudocode for shared/functions/memory/CreateAccDescAtomicOp

```
// CreateAccDescAtomicOp()
// =====
// Access descriptor for atomic read-modify-write memory accesses

AccessDescriptor CreateAccDescAtomicOp(MemAtomicOp modop, boolean acquire, boolean release,
                                       boolean tagchecked)
    AccessDescriptor accdesc = NewAccDesc(AccessType\_GPR);

    accdesc.acqsc          = acquire;
    accdesc.relsc          = release;
    accdesc.atomicop       = TRUE;
    accdesc.modop          = modop;
    accdesc.read           = TRUE;
    accdesc.write          = TRUE;
    accdesc.pan            = TRUE;
    accdesc.tagchecked     = tagchecked;
    accdesc.transactional  = IsFeatureImplemented(FEAT_TME) && TSTATE.depth > 0;

    return accdesc;
```

## Library pseudocode for shared/functions/memory/CreateAccDescDC

```
// CreateAccDescDC()
// =====
// Access descriptor for data cache operations

AccessDescriptor CreateAccDescDC(CacheRecord cache)
    AccessDescriptor accdesc = NewAccDesc(AccessType\_DC);

    accdesc.cacheop        = cache.cacheop;
    accdesc.cachetype      = cache.cachetype;
    accdesc.opscope        = cache.opscope;

    return accdesc;
```

## Library pseudocode for shared/functions/memory/CreateAccDescDCZero

```
// CreateAccDescDCZero()
// =====
// Access descriptor for data cache zero operations

AccessDescriptor CreateAccDescDCZero(CacheType cachetype)
    AccessDescriptor accdesc = NewAccDesc(AccessType\_DCZero);

    accdesc.write          = TRUE;
    accdesc.pan            = TRUE;
    accdesc.tagchecked     = cachetype == CacheType\_Data;
    accdesc.tagaccess      = cachetype IN {CacheType\_Tag, CacheType\_Data\_Tag};
    accdesc.devstoreunpred = cachetype == CacheType\_Tag;
    accdesc.transactional  = IsFeatureImplemented(FEAT_TME) && TSTATE.depth > 0;

    return accdesc;
```

## Library pseudocode for shared/functions/memory/CreateAccDescExLDST

```
// CreateAccDescExLDST()
// =====
// Access descriptor for general purpose register loads/stores with exclusive semantics

AccessDescriptor CreateAccDescExLDST(MemOp memop, boolean acqrel, boolean tagchecked)
    AccessDescriptor accdesc = NewAccDesc(AccessType_GPR);

    accdesc.acqsc          = acqrel && memop == MemOp_LOAD;
    accdesc.relsc          = acqrel && memop == MemOp_STORE;
    accdesc.exclusive      = TRUE;
    accdesc.read           = memop == MemOp_LOAD;
    accdesc.write          = memop == MemOp_STORE;
    accdesc.pan            = TRUE;
    accdesc.tagchecked     = tagchecked;
    accdesc.transactional  = IsFeatureImplemented(FEAT_TME) && TSTATE.depth > 0;

    return accdesc;
```

## Library pseudocode for shared/functions/memory/CreateAccDescGCS

```
// CreateAccDescGCS()
// =====
// Access descriptor for memory accesses to the Guarded Control Stack

AccessDescriptor CreateAccDescGCS(MemOp memop, boolean privileged)
    AccessDescriptor accdesc = NewAccDesc(AccessType_GCS);

    accdesc.el            = if !privileged then EL0 else PSTATE.EL;
    accdesc.read          = memop == MemOp_LOAD;
    accdesc.write         = memop == MemOp_STORE;

    return accdesc;
```

## Library pseudocode for shared/functions/memory/CreateAccDescGCSSS1

```
// CreateAccDescGCSSS1()
// =====
// Access descriptor for memory accesses to the Guarded Control Stack that switch stacks

AccessDescriptor CreateAccDescGCSSS1(boolean privileged)
    AccessDescriptor accdesc = NewAccDesc(AccessType_GCS);

    accdesc.el            = if !privileged then EL0 else PSTATE.EL;
    accdesc.atomicop      = TRUE;
    accdesc.modop         = MemAtomicOp_GCSSS1;
    accdesc.read          = TRUE;
    accdesc.write         = TRUE;

    return accdesc;
```

## Library pseudocode for shared/functions/memory/CreateAccDescGPR

```
// CreateAccDescGPR()
// =====
// Access descriptor for general purpose register loads/stores
// without exclusive or ordering semantics

AccessDescriptor CreateAccDescGPR(MemOp memop, boolean nontemporal, boolean privileged,
                                   boolean tagchecked)
    AccessDescriptor accdesc = NewAccDesc(AccessType\_GPR);

    accdesc.el                = if !privileged then EL0 else PSTATE.EL;
    accdesc.nontemporal       = nontemporal;
    accdesc.read              = memop == MemOp\_LOAD;
    accdesc.write             = memop == MemOp\_STORE;
    accdesc.pan               = TRUE;
    accdesc.tagchecked        = tagchecked;
    accdesc.transactional     = IsFeatureImplemented(FEAT_TME) && TSTATE.depth > 0;

    return accdesc;
```

## Library pseudocode for shared/functions/memory/CreateAccDescGPTW

```
// CreateAccDescGPTW()
// =====
// Access descriptor for Granule Protection Table walks

AccessDescriptor CreateAccDescGPTW(AccessDescriptor accdesc_in)
    AccessDescriptor accdesc = NewAccDesc(AccessType\_GPTW);

    accdesc.el                = accdesc_in.el;
    accdesc.ss                = accdesc_in.ss;
    accdesc.read              = TRUE;
    accdesc.mpam              = accdesc_in.mpam;

    return accdesc;
```

## Library pseudocode for shared/functions/memory/CreateAccDescHDBSS

```
// CreateAccDescHDBSS()
// =====
// Access descriptor for appending entries to the HDBSS

AccessDescriptor CreateAccDescHDBSS(AccessDescriptor accdesc_in)
    AccessDescriptor accdesc = NewAccDesc(AccessType\_TTW);

    accdesc.el                = accdesc_in.el;
    accdesc.ss                = accdesc_in.ss;
    accdesc.write             = TRUE;
    accdesc.mpam              = accdesc_in.mpam;

    return accdesc;
```

## Library pseudocode for shared/functions/memory/CreateAccDescIC

```
// CreateAccDescIC()
// =====
// Access descriptor for instruction cache operations

AccessDescriptor CreateAccDescIC(CacheRecord cache)
    AccessDescriptor accdesc = NewAccDesc(AccessType\_IC);

    accdesc.cacheop           = cache.cacheop;
    accdesc.cachetype         = cache.cachetype;
    accdesc.opscope           = cache.opscope;

    return accdesc;
```

## Library pseudocode for shared/functions/memory/CreateAccDescIFetch

```
// CreateAccDescIFetch()
// =====
// Access descriptor for instruction fetches

AccessDescriptor CreateAccDescIFetch()
    AccessDescriptor accdesc = NewAccDesc(AccessType\_IFETCH);

    return accdesc;
```

## Library pseudocode for shared/functions/memory/CreateAccDescLDAcqPC

```
// CreateAccDescLDAcqPC()
// =====
// Access descriptor for general purpose register loads with local ordering semantics

AccessDescriptor CreateAccDescLDAcqPC(boolean tagchecked)
    AccessDescriptor accdesc = NewAccDesc(AccessType\_GPR);

    accdesc.acqpc          = TRUE;
    accdesc.read           = TRUE;
    accdesc.pan            = TRUE;
    accdesc.tagchecked     = tagchecked;
    accdesc.transactional  = IsFeatureImplemented(FEAT_TME) && TSTATE.depth > 0;

    return accdesc;
```

## Library pseudocode for shared/functions/memory/CreateAccDescLDGSTG

```
// CreateAccDescLDGSTG()
// =====
// Access descriptor for tag memory loads/stores

AccessDescriptor CreateAccDescLDGSTG(MemOp memop, boolean devstoreunpred)
    AccessDescriptor accdesc = NewAccDesc(AccessType\_GPR);

    accdesc.read           = memop == MemOp\_LOAD;
    accdesc.write          = memop == MemOp\_STORE;
    accdesc.pan            = TRUE;
    accdesc.tagaccess      = TRUE;
    accdesc.devstoreunpred = devstoreunpred;
    accdesc.transactional  = IsFeatureImplemented(FEAT_TME) && TSTATE.depth > 0;

    return accdesc;
```

## Library pseudocode for shared/functions/memory/CreateAccDescLOR

```
// CreateAccDescLOR()
// =====
// Access descriptor for general purpose register loads/stores with limited ordering semantics

AccessDescriptor CreateAccDescLOR(MemOp memop, boolean tagchecked)
    AccessDescriptor accdesc = NewAccDesc(AccessType\_GPR);

    accdesc.acqsc          = memop == MemOp\_LOAD;
    accdesc.reisc          = memop == MemOp\_STORE;
    accdesc.limitedordered = TRUE;
    accdesc.read           = memop == MemOp\_LOAD;
    accdesc.write          = memop == MemOp\_STORE;
    accdesc.pan            = TRUE;
    accdesc.tagchecked     = tagchecked;
    accdesc.transactional  = IsFeatureImplemented(FEAT_TME) && TSTATE.depth > 0;

    return accdesc;
```

## Library pseudocode for shared/functions/memory/CreateAccDescLS64

```
// CreateAccDescLS64()
// =====
// Access descriptor for accelerator-supporting memory accesses

AccessDescriptor CreateAccDescLS64(MemOp memop, boolean tagchecked)
    AccessDescriptor accdesc = NewAccDesc(AccessType_GPR);

    accdesc.read          = memop == MemOp_LOAD;
    accdesc.write         = memop == MemOp_STORE;
    accdesc.pan           = TRUE;
    accdesc.ls64          = TRUE;
    accdesc.tagchecked    = tagchecked;
    accdesc.transactional = IsFeatureImplemented(FEAT_TME) && TSTATE.depth > 0;

    return accdesc;
```

## Library pseudocode for shared/functions/memory/CreateAccDescMOPS

```
// CreateAccDescMOPS()
// =====
// Access descriptor for data memory copy and set instructions

AccessDescriptor CreateAccDescMOPS(MemOp memop, boolean privileged, boolean nontemporal)
    AccessDescriptor accdesc = NewAccDesc(AccessType_GPR);

    accdesc.el            = if !privileged then EL0 else PSTATE.EL;
    accdesc.nontemporal    = nontemporal;
    accdesc.read           = memop == MemOp_LOAD;
    accdesc.write          = memop == MemOp_STORE;
    accdesc.pan            = TRUE;
    accdesc.mops           = TRUE;
    accdesc.tagchecked     = TRUE;
    accdesc.transactional = IsFeatureImplemented(FEAT_TME) && TSTATE.depth > 0;

    return accdesc;
```

## Library pseudocode for shared/functions/memory/CreateAccDescNV2

```
// CreateAccDescNV2()
// =====
// Access descriptor nested virtualization memory indirection loads/stores

AccessDescriptor CreateAccDescNV2(MemOp memop)
    AccessDescriptor accdesc = NewAccDesc(AccessType_NV2);

    accdesc.el            = EL2;
    accdesc.ss            = SecurityStateAtEL(EL2);
    accdesc.read           = memop == MemOp_LOAD;
    accdesc.write          = memop == MemOp_STORE;
    accdesc.transactional = IsFeatureImplemented(FEAT_TME) && TSTATE.depth > 0;

    return accdesc;
```

## Library pseudocode for shared/functions/memory/CreateAccDescRCW

```
// CreateAccDescRCW()
// =====
// Access descriptor for atomic read-check-write memory accesses

AccessDescriptor CreateAccDescRCW(MemAtomicOp modop, boolean soft, boolean acquire,
                                  boolean release, boolean tagchecked)
    AccessDescriptor accdesc = NewAccDesc(AccessType_GPR);

    accdesc.acqsc          = acquire;
    accdesc.relsc          = release;
    accdesc.rcw            = TRUE;
    accdesc.rcws           = soft;
    accdesc.atomicop       = TRUE;
    accdesc.modop          = modop;
    accdesc.read           = TRUE;
    accdesc.write          = TRUE;
    accdesc.pan            = TRUE;
    accdesc.tagchecked     = IsFeatureImplemented(FEAT_MTE2) && tagchecked;
    accdesc.transactional  = IsFeatureImplemented(FEAT_TME) && TSTATE.depth > 0;

    return accdesc;
```

## Library pseudocode for shared/functions/memory/CreateAccDescS1TTW

```
// CreateAccDescS1TTW()
// =====
// Access descriptor for stage 1 translation table walks

AccessDescriptor CreateAccDescS1TTW(boolean toplevel, VARange varange, AccessDescriptor accdesc_in)
    AccessDescriptor accdesc = NewAccDesc(AccessType_TTW);

    accdesc.el             = accdesc_in.el;
    accdesc.ss             = accdesc_in.ss;
    accdesc.read           = TRUE;
    accdesc.toplevel       = toplevel;
    accdesc.varange        = varange;
    accdesc.mpam           = accdesc_in.mpam;

    return accdesc;
```

## Library pseudocode for shared/functions/memory/CreateAccDescS2TTW

```
// CreateAccDescS2TTW()
// =====
// Access descriptor for stage 2 translation table walks

AccessDescriptor CreateAccDescS2TTW(AccessDescriptor accdesc_in)
    AccessDescriptor accdesc = NewAccDesc(AccessType_TTW);

    accdesc.el             = accdesc_in.el;
    accdesc.ss             = accdesc_in.ss;
    accdesc.read           = TRUE;
    accdesc.mpam           = accdesc_in.mpam;

    return accdesc;
```

## Library pseudocode for shared/functions/memory/CreateAccDescSME

```
// CreateAccDescSME()
// =====
// Access descriptor for SME loads/stores

AccessDescriptor CreateAccDescSME(MemOp memop, boolean nontemporal, boolean contiguous,
                                   boolean tagchecked)
    AccessDescriptor accdesc = NewAccDesc(AccessType_SME);

    accdesc.nontemporal      = nontemporal;
    accdesc.read             = memop == MemOp_LOAD;
    accdesc.write            = memop == MemOp_STORE;
    accdesc.pan              = TRUE;
    accdesc.contiguous       = contiguous;
    accdesc.streaming sve    = TRUE;
    if boolean IMPLEMENTATION_DEFINED "No tag checking of SME LDR & STR instructions" then
        accdesc.tagchecked   = FALSE;
    else
        accdesc.tagchecked   = tagchecked;
    accdesc.transactional    = IsFeatureImplemented(FEAT_TME) && TSTATE.depth > 0;

    return accdesc;
```

## Library pseudocode for shared/functions/memory/CreateAccDescSPE

```
// CreateAccDescSPE()
// =====
// Access descriptor for memory accesses by Statistical Profiling unit

AccessDescriptor CreateAccDescSPE(SecurityState owning_ss, bits(2) owning_el)
    AccessDescriptor accdesc = NewAccDesc(AccessType_SPE);

    accdesc.el              = owning_el;
    accdesc.ss              = owning_ss;
    accdesc.write           = TRUE;
    accdesc.mpan            = GenMPAMAtEL(AccessType_SPE, owning_el);

    return accdesc;
```

## Library pseudocode for shared/functions/memory/CreateAccDescSTGMOPS

```
// CreateAccDescSTGMOPS()
// =====
// Access descriptor for tag memory set instructions

AccessDescriptor CreateAccDescSTGMOPS(boolean privileged, boolean nontemporal)
    AccessDescriptor accdesc = NewAccDesc(AccessType_GPR);

    accdesc.el              = if !privileged then EL0 else PSTATE.EL;
    accdesc.nontemporal     = nontemporal;
    accdesc.write           = TRUE;
    accdesc.pan             = TRUE;
    accdesc.mops            = TRUE;
    accdesc.tagaccess       = TRUE;
    accdesc.transactional   = IsFeatureImplemented(FEAT_TME) && TSTATE.depth > 0;

    return accdesc;
```



## Library pseudocode for shared/functions/memory/CreateAccDescSVE

```
// CreateAccDescSVE()
// =====
// Access descriptor for general SVE loads/stores

AccessDescriptor CreateAccDescSVE(MemOp memop, boolean nontemporal, boolean contiguous,
                                   boolean tagchecked)
    AccessDescriptor accdesc = NewAccDesc(AccessType_SVE);

    accdesc.nontemporal      = nontemporal;
    accdesc.read             = memop == MemOp_LOAD;
    accdesc.write            = memop == MemOp_STORE;
    accdesc.pan              = TRUE;
    accdesc.contiguous       = contiguous;
    accdesc.streamingsve     = InStreamingMode();
    if (accdesc.streamingsve && boolean IMPLEMENTATION_DEFINED
        "No tag checking of SIMD&FP loads and stores in Streaming SVE mode") then
        accdesc.tagchecked = FALSE;
    else
        accdesc.tagchecked = tagchecked;
    accdesc.transactional    = IsFeatureImplemented(FEAT_TME) && TSTATE.depth > 0;

    return accdesc;
```

## Library pseudocode for shared/functions/memory/CreateAccDescSVEFF

```
// CreateAccDescSVEFF()
// =====
// Access descriptor for first-fault SVE loads

AccessDescriptor CreateAccDescSVEFF(boolean contiguous, boolean tagchecked)
    AccessDescriptor accdesc = NewAccDesc(AccessType_SVE);

    accdesc.read             = TRUE;
    accdesc.pan              = TRUE;
    accdesc.firstfault       = TRUE;
    accdesc.first            = TRUE;
    accdesc.contiguous       = contiguous;
    accdesc.streamingsve     = InStreamingMode();
    if (accdesc.streamingsve && boolean IMPLEMENTATION_DEFINED
        "No tag checking of SIMD&FP loads and stores in Streaming SVE mode") then
        accdesc.tagchecked = FALSE;
    else
        accdesc.tagchecked = tagchecked;
    accdesc.transactional    = IsFeatureImplemented(FEAT_TME) && TSTATE.depth > 0;

    return accdesc;
```

## Library pseudocode for shared/functions/memory/CreateAccDescSVENF

```
// CreateAccDescSVENF()
// =====
// Access descriptor for non-fault SVE loads

AccessDescriptor CreateAccDescSVENF(boolean contiguous, boolean tagchecked)
    AccessDescriptor accdesc = NewAccDesc(AccessType\_SVE);

    accdesc.read          = TRUE;
    accdesc.pan           = TRUE;
    accdesc.nonfault      = TRUE;
    accdesc.contiguous    = contiguous;
    accdesc.streamingsve  = InStreamingMode();
    if (accdesc.streamingsve && boolean IMPLEMENTATION_DEFINED
        "No tag checking of SIMD&FP loads and stores in Streaming SVE mode") then
        accdesc.tagchecked = FALSE;
    else
        accdesc.tagchecked = tagchecked;
    accdesc.transactional = IsFeatureImplemented(FEAT_TME) && TSTATE.depth > 0;

    return accdesc;
```

## Library pseudocode for shared/functions/memory/CreateAccDescTRBE

```
// CreateAccDescTRBE()
// =====
// Access descriptor for memory accesses by Trace Buffer Unit

AccessDescriptor CreateAccDescTRBE(SecurityState owning_ss, bits(2) owning_el)
    AccessDescriptor accdesc = NewAccDesc(AccessType\_TRBE);

    accdesc.el           = owning_el;
    accdesc.ss           = owning_ss;
    accdesc.write        = TRUE;

    return accdesc;
```

## Library pseudocode for shared/functions/memory/CreateAccDescTTEUpdate

```
// CreateAccDescTTEUpdate()
// =====
// Access descriptor for translation table entry HW update

AccessDescriptor CreateAccDescTTEUpdate(AccessDescriptor accdesc_in)
    AccessDescriptor accdesc = NewAccDesc(AccessType\_TTW);

    accdesc.el           = accdesc_in.el;
    accdesc.ss           = accdesc_in.ss;
    accdesc.atomicop     = TRUE;
    accdesc.modop        = MemAtomicOp\_CAS;
    accdesc.read         = TRUE;
    accdesc.write        = TRUE;
    accdesc.mpam         = accdesc_in.mpam;

    return accdesc;
```

## Library pseudocode for shared/functions/memory/DataMemoryBarrier

```
// DataMemoryBarrier()
// =====

DataMemoryBarrier(MBReqDomain domain, MBReqTypes types);
```

## Library pseudocode for shared/functions/memory/DataSynchronizationBarrier

```
// DataSynchronizationBarrier()
// =====

DataSynchronizationBarrier(MBReqDomain domain, MBReqTypes types, boolean nXS);
```

## Library pseudocode for shared/functions/memory/DeviceType

```
// DeviceType
// =====
// Extended memory types for Device memory.

enumeration DeviceType {DeviceType_GRE, DeviceType_nGRE, DeviceType_nGnRE, DeviceType_nGnRnE};
```

## Library pseudocode for shared/functions/memory/EffectiveMTX

```
// EffectiveMTX()
// =====
// Returns the effective MTX in the AArch64 stage 1 translation regime for "el".

bit EffectiveMTX(bits(64) address, boolean is_instr, bits(2) el)
    bit mtx;
    assert HaveEL(el);
    regime = S1TranslationRegime(el);
    assert(!ELUsingAArch32(regime));

    if !IsFeatureImplemented(FEAT_MTE4) || is_instr then
        mtx = '0';
    else
        case regime of
            when EL1
                mtx = if address<55> == '1' then TCR_EL1.MTX1 else TCR_EL1.MTX0;
            when EL2
                if IsFeatureImplemented(FEAT_VHE) && ELIsInHost(el) then
                    mtx = if address<55> == '1' then TCR_EL2.MTX1 else TCR_EL2.MTX0;
                else
                    mtx = TCR_EL2.MTX;
            when EL3
                mtx = TCR_EL3.MTX;

    return mtx;
```

## Library pseudocode for shared/functions/memory/EffectiveTBI

```
// EffectiveTBI()
// =====
// Returns the effective TBI in the AArch64 stage 1 translation regime for "el".

bit EffectiveTBI(bits(64) address, boolean IsInstr, bits(2) el)
    bit tbi;
    bit tbid;
    assert HaveEL(el);
    regime = S1TranslationRegime(el);
    assert(!ELUsingAArch32(regime));

    case regime of
        when EL1
            tbi = if address<55> == '1' then TCR_EL1.TBI1 else TCR_EL1.TBI0;
            if IsFeatureImplemented(FEAT_PAuth) then
                tbid = if address<55> == '1' then TCR_EL1.TBID1 else TCR_EL1.TBID0;
        when EL2
            if IsFeatureImplemented(FEAT_VHE) && ELIsInHost(el) then
                tbi = if address<55> == '1' then TCR_EL2.TBI1 else TCR_EL2.TBI0;
                if IsFeatureImplemented(FEAT_PAuth) then
                    tbid = if address<55> == '1' then TCR_EL2.TBID1 else TCR_EL2.TBID0;
            else
                tbi = TCR_EL2.TBI;
                if IsFeatureImplemented(FEAT_PAuth) then tbid = TCR_EL2.TBID;
        when EL3
            tbi = TCR_EL3.TBI;
            if IsFeatureImplemented(FEAT_PAuth) then tbid = TCR_EL3.TBID;

    return (if (tbi == '1' && (!IsFeatureImplemented(FEAT_PAuth) || tbid == '0' ||
        !IsInstr)) then '1' else '0');
```

## Library pseudocode for shared/functions/memory/EffectiveTCMA

```
// EffectiveTCMA()
// =====
// Returns the effective TCMA of a virtual address in the stage 1 translation regime for "el".

bit EffectiveTCMA(bits(64) address, bits(2) el)
    bit tcma;
    assert HaveEL(el);
    regime = S1TranslationRegime(el);
    assert(!ELUsingAArch32(regime));

    case regime of
        when EL1
            tcma = if address<55> == '1' then TCR_EL1.TCMA1 else TCR_EL1.TCMA0;
        when EL2
            if IsFeatureImplemented(FEAT_VHE) && ELIsInHost(el) then
                tcma = if address<55> == '1' then TCR_EL2.TCMA1 else TCR_EL2.TCMA0;
            else
                tcma = TCR_EL2.TCMA;
        when EL3
            tcma = TCR_EL3.TCMA;

    return tcma;
```

## Library pseudocode for shared/functions/memory/ErrorState

```
// ErrorState
// =====
// The allowed error states that can be returned by memory and used by the PE.

enumeration ErrorState {ErrorState_UC,           // Uncontainable
                        ErrorState_UEU,          // Unrecoverable state
                        ErrorState_UEO,          // Restartable state
                        ErrorState_UER,          // Recoverable state
                        ErrorState_CE};           // Corrected
```

## Library pseudocode for shared/functions/memory/Fault

```
// Fault
// =====
// Fault types.

enumeration Fault {Fault_None,
                   Fault_AccessFlag,
                   Fault_Alignment,
                   Fault_Background,
                   Fault_Domain,
                   Fault_Permission,
                   Fault_Translation,
                   Fault_AddressSize,
                   Fault_SyncExternal,
                   Fault_SyncExternalOnWalk,
                   Fault_SyncParity,
                   Fault_SyncParityOnWalk,
                   Fault_GPCFOnWalk,
                   Fault_GPCFOnOutput,
                   Fault_AsyncParity,
                   Fault_AsyncExternal,
                   Fault_TagCheck,
                   Fault_Debug,
                   Fault_TLBConflict,
                   Fault_BranchTarget,
                   Fault_HWUpdateAccessFlag,
                   Fault_Lockdown,
                   Fault_Exclusive,
                   Fault_ICacheMaint};
```

## Library pseudocode for shared/functions/memory/FaultRecord

```
// FaultRecord
// =====
// Fields that relate only to Faults.

type FaultRecord is (
    Fault          statuscode,          // Fault Status
    AccessDescriptor accessdesc,      // Details of the faulting access
    FullAddress    ipaddress,          // Intermediate physical address
    GPCFRecord     gpcf,               // Granule Protection Check Fault record
    FullAddress    paddress,          // Physical address
    boolean        gpcfs2walk,        // GPC for a stage 2 translation table walk
    boolean        s2fslwalk,        // Is on a Stage 1 translation table walk
    boolean        write,             // TRUE for a write, FALSE for a read
    boolean        sltagnotdata,      // TRUE for a fault due to tag not accessible at stage 1.
    boolean        tagaccess,        // TRUE for a fault due to NoTagAccess permission.
    integer        level,             // For translation, access flag and Permission faults
    bit            extflag,           // IMPLEMENTATION DEFINED syndrome for External aborts
    boolean        secondstage,       // Is a Stage 2 abort
    boolean        assuredonly,       // Stage 2 Permission fault due to AssuredOnly attribute
    boolean        toplevel,          // Stage 2 Permission fault due to TopLevel
    boolean        overlay,           // Fault due to overlay permissions
    boolean        dirtybit,          // Fault due to dirty state
    bits(4)        domain,            // Domain number, AArch32 only
    ErrorState     merrorstate,        // Incoming error state from memory
    boolean        maybe_false_match, // Watchpoint matches rounded range
    integer        watchpt_num,       // Matching watchpoint number
    boolean        hdbssf,            // Fault caused by HDBSS
    bits(4)        debugmoe           // Debug method of entry, from AArch32 only
)
```

## Library pseudocode for shared/functions/memory/FullAddress

```
// FullAddress
// =====
// Physical or Intermediate Physical Address type.
// Although AArch32 only has access to 40 bits of physical or intermediate physical address space,
// the full address type has 56 bits to allow interprocessing with AArch64.
// The maximum physical or intermediate physical address size is IMPLEMENTATION DEFINED,
// but never exceeds 56 bits.

type FullAddress is (
    PASpace    paspace,
    bits(56)  address
)
```

## Library pseudocode for shared/functions/memory/GPCF

```
// GPCF
// ====
// Possible Granule Protection Check Fault reasons

enumeration GPCF {
    GPCF_None,          // No fault
    GPCF_AddressSize,   // GPT address size fault
    GPCF_Walk,          // GPT walk fault
    GPCF_EABT,          // Synchronous External abort on GPT fetch
    GPCF_Fail           // Granule protection fault
};
```

## Library pseudocode for shared/functions/memory/GPCFRecord

```
// GPCFRecord
// =====
// Full details of a Granule Protection Check Fault

type GPCFRecord is (
    GPCF    gpfc,
    integer level
)
```

## Library pseudocode for shared/functions/memory/Hint\_Prefetch

```
// Hint_Prefetch()
// =====
// Signals the memory system that memory accesses of type HINT to or from the specified address are
// likely in the near future. The memory system may take some action to speed up the memory
// accesses when they do occur, such as pre-loading the specified address into one or more
// caches as indicated by the innermost cache level target (0=L1, 1=L2, etc) and non-temporal hint
// stream. Any or all prefetch hints may be treated as a NOP. A prefetch hint must not cause a
// synchronous abort due to Alignment or Translation faults and the like. Its only effect on
// software-visible state should be on caches and TLBs associated with address, which must be
// accessible by reads, writes or execution, as defined in the translation regime of the current
// Exception level. It is guaranteed not to access Device memory.
// A Prefetch_EXEC hint must not result in an access that could not be performed by a speculative
// instruction fetch, therefore if all associated MMUs are disabled, then it cannot access any
// memory location that cannot be accessed by instruction fetches.

Hint_Prefetch(bits(64) address, PrefetchHint hint, integer target, boolean stream);
```

## Library pseudocode for shared/functions/memory/Hint\_RangePrefetch

```
// Hint_RangePrefetch()
// =====
// Signals the memory system that data memory accesses from a specified range
// of addresses are likely to occur in the near future. The memory system can
// respond by taking actions that are expected to speed up the memory accesses
// when they do occur, such as preloading the locations within the specified
// address ranges into one or more caches.

Hint_RangePrefetch(bits(64) address, integer length, integer stride,
    integer count, integer reuse, bits(6) operation);
```

## Library pseudocode for shared/functions/memory/IsDataAccess

```
// IsDataAccess()
// =====
// Return TRUE if access is to data memory.

boolean IsDataAccess(AccessType acctype)
    return !(acctype IN {AccessType\_IFETCH,
        AccessType\_TTW,
        AccessType\_DC,
        AccessType\_IC,
        AccessType\_AT});
```

## Library pseudocode for shared/functions/memory/IsSMEAccess

```
// IsSMEAccess()
// =====
// Return TRUE if access is of SME load/stores.

boolean IsSMEAccess(AccessDescriptor accdesc)
    return IsFeatureImplemented(FEAT_SME) && accdesc.acctype == AccessType\_SME;
```

### Library pseudocode for shared/functions/memory/IsSVEAccess

```
// IsSVEAccess()
// =====
// Return TRUE if memory access is load/stores in an SVE mode.

boolean IsSVEAccess(AccessDescriptor accdesc)
    return IsFeatureImplemented(FEAT_SVE) && accdesc.acctype == AccessType\_SVE;
```

### Library pseudocode for shared/functions/memory/MBReqDomain

```
// MBReqDomain
// =====
// Memory barrier domain.

enumeration MBReqDomain    {MBReqDomain_Nonshareable, MBReqDomain_InnerShareable,
                           MBReqDomain_OuterShareable, MBReqDomain_FullSystem};
```

### Library pseudocode for shared/functions/memory/MBReqTypes

```
// MBReqTypes
// =====
// Memory barrier read/write.

enumeration MBReqTypes     {MBReqTypes_Reads, MBReqTypes_Writes, MBReqTypes_All};
```



## Library pseudocode for shared/functions/memory/MemAtomicOp

```
// MemAtomicOp
// =====
// Atomic data processing instruction types.

enumeration MemAtomicOp {
    MemAtomicOp_GCSSS1,
    MemAtomicOp_ADD,
    MemAtomicOp_BIC,
    MemAtomicOp_EOR,
    MemAtomicOp_ORR,
    MemAtomicOp_SMAX,
    MemAtomicOp_SMIN,
    MemAtomicOp_UMAX,
    MemAtomicOp_UMIN,
    MemAtomicOp_SWP,
    MemAtomicOp_CAS
};

enumeration CacheOp {
    CacheOp_Clean,
    CacheOp_Invalidate,
    CacheOp_CleanInvalidate
};

enumeration CacheOpScope {
    CacheOpScope_SetWay,
    CacheOpScope_PoU,
    CacheOpScope_PoC,
    CacheOpScope_PoE,
    CacheOpScope_PoP,
    CacheOpScope_PoDP,
    CacheOpScope_PoPA,
    CacheOpScope_ALLU,
    CacheOpScope_ALLUIS
};

enumeration CacheType {
    CacheType_Data,
    CacheType_Tag,
    CacheType_Data_Tag,
    CacheType_Instruction
};

enumeration CachePASpace {
    CPAS_NonSecure,
    CPAS_Any,                // Applicable only for DC *SW / IC IALLU* in Root state:
                             // match entries from any PA Space
    CPAS_RealmNonSecure,    // Applicable only for DC *SW / IC IALLU* in Realm state:
                             // match entries from Realm or Non-Secure PAS
    CPAS_Realm,
    CPAS_Root,
    CPAS_SecureNonSecure,   // Applicable only for DC *SW / IC IALLU* in Secure state:
                             // match entries from Secure or Non-Secure PAS
    CPAS_Secure
};
```

## Library pseudocode for shared/functions/memory/MemAttrHints

```
// MemAttrHints
// =====
// Attributes and hints for Normal memory.

type MemAttrHints is (
    bits(2) attrs, // See MemAttr_*, Cacheability attributes
    bits(2) hints, // See MemHint_*, Allocation hints
    boolean transient
)
```

### Library pseudocode for shared/functions/memory/MemOp

```
// MemOp
// =====
// Memory access instruction types.

enumeration MemOp {MemOp_LOAD, MemOp_STORE, MemOp_PREFETCH};
```

### Library pseudocode for shared/functions/memory/MemType

```
// MemType
// =====
// Basic memory types.

enumeration MemType {MemType_Normal, MemType_Device};
```

### Library pseudocode for shared/functions/memory/Memory

```
// Memory Tag type
// =====

enumeration MemTagType {
    MemTag_Untagged,
    MemTag_AllocationTagged,
    MemTag_CanonicallyTagged
};
```

### Library pseudocode for shared/functions/memory/MemoryAttributes

```
// MemoryAttributes
// =====
// Memory attributes descriptor

type MemoryAttributes is (
    MemType         memtype,
    DeviceType      device,          // For Device memory types
    MemAttrHints    inner,           // Inner hints and attributes
    MemAttrHints    outer,           // Outer hints and attributes
    Shareability    shareability,    // Shareability attribute
    MemTagType      tags,             // MTE tag type for this memory.
    boolean         notagaccess,     // Allocation Tag access permission
    bit             xs                // XS attribute
)
```

## Library pseudocode for shared/functions/memory/NewAccDesc

```
// NewAccDesc()
// =====
// Create a new AccessDescriptor with initialised fields

AccessDescriptor NewAccDesc(AccessType acctype)
    AccessDescriptor accdesc;

    accdesc.acctype          = acctype;
    accdesc.el               = PSTATE.EL;
    accdesc.ss               = SecurityStateAtEL(PSTATE.EL);
    accdesc.acqsc            = FALSE;
    accdesc.acqpc            = FALSE;
    accdesc.relsc            = FALSE;
    accdesc.limitedordered   = FALSE;
    accdesc.exclusive        = FALSE;
    accdesc.rcw              = FALSE;
    accdesc.rcws             = FALSE;
    accdesc.atomicop         = FALSE;
    accdesc.nontemporal      = FALSE;
    accdesc.read              = FALSE;
    accdesc.write            = FALSE;
    accdesc.pan              = FALSE;
    accdesc.nonfault         = FALSE;
    accdesc.firstfault       = FALSE;
    accdesc.first            = FALSE;
    accdesc.contiguous       = FALSE;
    accdesc.streamingsve     = FALSE;
    accdesc.ls64             = FALSE;
    accdesc.mops             = FALSE;
    accdesc.a32lsmd          = FALSE;
    accdesc.tagchecked        = FALSE;
    accdesc.tagaccess        = FALSE;
    accdesc.devstoreunpred   = FALSE;
    accdesc.transactional    = FALSE;
    accdesc.mpam             = GenMPAMCurEL(acctype);
    accdesc.ispair           = FALSE;
    accdesc.highestaddressfirst = FALSE;

    return accdesc;
```

## Library pseudocode for shared/functions/memory/PASpace

```
// PASpace
// =====
// Physical address spaces

enumeration PASpace {
    PAS_NonSecure,
    PAS_Secure,
    PAS_Root,
    PAS_Realm
};
```

## Library pseudocode for shared/functions/memory/Permissions

```
// Permissions
// =====
// Access Control bits in translation table descriptors

type Permissions is (
    bits(2) ap_table,    // Stage 1 hierarchical access permissions
    bit     xn_table,    // Stage 1 hierarchical execute-never for single EL regimes
    bit     pxn_table,   // Stage 1 hierarchical privileged execute-never
    bit     uxnn_table,  // Stage 1 hierarchical unprivileged execute-never
    bits(3) ap,          // Stage 1 access permissions
    bit     xn,          // Stage 1 execute-never for single EL regimes
    bit     uxnn,        // Stage 1 unprivileged execute-never
    bit     pxnn,        // Stage 1 privileged execute-never
    bits(4) ppi,         // Stage 1 privileged indirect permissions
    bits(4) upi,         // Stage 1 unprivileged indirect permissions
    bit     ndirty,      // Stage 1 dirty state for indirect permissions scheme
    bits(4) s2pi,        // Stage 2 indirect permissions
    bit     s2dirty,     // Stage 2 dirty state
    bits(4) po_index,    // Stage 1 overlay permissions index
    bits(4) s2po_index,  // Stage 2 overlay permissions index
    bits(2) s2ap,        // Stage 2 access permissions
    bit     s2tag_na,    // Stage 2 tag access
    bit     s2xnn,       // Stage 2 extended execute-never
    bit     s2xn         // Stage 2 execute-never
)
```

## Library pseudocode for shared/functions/memory/PhysMemRead

```
// PhysMemRead()
// =====
// Returns the value read from memory, and a status.
// Returned value is UNKNOWN if an External abort occurred while reading the
// memory.
// Otherwise the PhysMemRetStatus statuscode is Fault_None.

(PhysMemRetStatus, bits(8*size)) PhysMemRead(AddressDescriptor desc, integer size,
AccessDescriptor accdesc);
```

## Library pseudocode for shared/functions/memory/PhysMemRetStatus

```
// PhysMemRetStatus
// =====
// Fields that relate only to return values of PhysMem functions.

type PhysMemRetStatus is (
    Fault      statuscode,    // Fault Status
    bit        extflag,      // IMPLEMENTATION DEFINED syndrome for External aborts
    ErrorState merrorstate,   // Optional error state returned on a physical memory access
    bits(64)   store64bstatus // Status of 64B store
)
```

## Library pseudocode for shared/functions/memory/PhysMemWrite

```
// PhysMemWrite()
// =====
// Writes the value to memory, and returns the status of the write.
// If there is an External abort on the write, the PhysMemRetStatus indicates this.
// Otherwise the statuscode of PhysMemRetStatus is Fault_None.

PhysMemRetStatus PhysMemWrite(AddressDescriptor desc, integer size, AccessDescriptor accdesc,
    bits(8*size) value);
```

## Library pseudocode for shared/functions/memory/PrefetchHint

```
// PrefetchHint
// =====
// Prefetch hint types.

enumeration PrefetchHint {Prefetch_READ, Prefetch_WRITE, Prefetch_EXEC};
```

## Library pseudocode for shared/functions/memory/S1AccessControls

```
// S1AccessControls
// =====
// Effective access controls defined by stage 1 translation

type S1AccessControls is (
    bit r,                // Stage 1 base read permission
    bit w,                // Stage 1 base write permission
    bit x,                // Stage 1 base execute permission
    bit gcs,              // Stage 1 GCS permission
    boolean overlay,      // Stage 1 overlay feature enabled
    bit or,               // Stage 1 overlay read permission
    bit ow,               // Stage 1 overlay write permission
    bit ox,               // Stage 1 overlay execute permission
    bit wxn               // Stage 1 write permission implies execute-never
)
```

## Library pseudocode for shared/functions/memory/S2AccessControls

```
// S2AccessControls
// =====
// Effective access controls defined by stage 2 translation

type S2AccessControls is (
    bit r,                // Stage 2 read permission.
    bit w,                // Stage 2 write permission.
    bit x,                // Stage 2 execute permission.
    bit r_rcw,            // Stage 2 Read perms for RCW instruction.
    bit w_rcw,            // Stage 2 Write perms for RCW instruction.
    bit r_mmu,            // Stage 2 Read perms for TTW data.
    bit w_mmu,            // Stage 2 Write perms for TTW data.
    bit toplevel0,        // IPA as top level table for TTBR0_EL1.
    bit toplevel1,        // IPA as top level table for TTBR1_EL1.
    boolean overlay,      // Overlay enable
    bit or,               // Stage 2 overlay read permission.
    bit ow,               // Stage 2 overlay write permission.
    bit ox,               // Stage 2 overlay execute permission.
    bit or_rcw,           // Stage 2 overlay Read perms for RCW instruction.
    bit ow_rcw,           // Stage 2 overlay Write perms for RCW instruction.
    bit or_mmu,           // Stage 2 overlay Read perms for TTW data.
    bit ow_mmu,           // Stage 2 overlay Write perms for TTW data.
)
```

## Library pseudocode for shared/functions/memory/Shareability

```
// Shareability
// =====

enumeration Shareability {
    Shareability_NSH,
    Shareability_ISH,
    Shareability_OSH
};
```

### Library pseudocode for shared/functions/memory/SpeculativeStoreBypassBarrierToPA

```
// SpeculativeStoreBypassBarrierToPA()
// =====

SpeculativeStoreBypassBarrierToPA();
```

### Library pseudocode for shared/functions/memory/SpeculativeStoreBypassBarrierToVA

```
// SpeculativeStoreBypassBarrierToVA()
// =====

SpeculativeStoreBypassBarrierToVA();
```

### Library pseudocode for shared/functions/memory/Tag

```
constant integer LOG2_TAG_GRANULE = 4;

constant integer TAG_GRANULE = 1 << LOG2\_TAG\_GRANULE;
```

### Library pseudocode for shared/functions/memory/VARange

```
// VARange
// =====
// Virtual address ranges

enumeration VARange {
    VARange_LOWER,
    VARange_UPPER
};
```

### Library pseudocode for shared/functions/mpam/AltPARTIDSpace

```
// AltPARTIDSpace()
// =====
// From the Security state, EL and ALTSP configuration, determine
// whether to primary space or the alt space is selected and which
// PARTID space is the alternative space. Return that alternative
// PARTID space if selected or the primary space if not.

PARTIDSpaceType AltPARTIDSpace(bits(2) el, SecurityState security,
                                PARTIDSpaceType primaryPIDSpace)

case security of
when SS\_NonSecure
    assert el != EL3;
    return primaryPIDSpace;
when SS\_Secure
    assert el != EL3;
    if primaryPIDSpace == PIDSpace\_NonSecure then
        return primaryPIDSpace;
    return AltPIDSecure(el, primaryPIDSpace);
when SS\_Root
    assert el == EL3;
    if MPAM3_EL3.ALTSP_EL3 == '1' then
        if MPAM3_EL3.RT_ALTSP_NS == '1' then
            return PIDSpace\_NonSecure;
        else
            return PIDSpace\_Secure;
    else
        return primaryPIDSpace;
when SS\_Realm
    assert el != EL3;
    return AltPIDRealm(el, primaryPIDSpace);
otherwise
    Unreachable();
```

## Library pseudocode for shared/functions/mpam/AltPIDRealm

```
// AltPIDRealm()
// =====
// Compute PARTID space as either the primary PARTID space or
// alternative PARTID space in the Realm Security state.
// Helper for AltPARTIDSpace.

PARTIDSpaceType AltPIDRealm(bits(2) el, PARTIDSpaceType primaryPIDSpace)
PARTIDSpaceType PIDSpace = primaryPIDSpace;
case el of
  when EL0
    if ELIsInHost(EL0) then
      if !UsePrimarySpaceEL2() then
        PIDSpace = PIDSpace NonSecure;
      elseif !UsePrimarySpaceEL10() then
        PIDSpace = PIDSpace NonSecure;
  when EL1
    if !UsePrimarySpaceEL10() then
      PIDSpace = PIDSpace NonSecure;
  when EL2
    if !UsePrimarySpaceEL2() then
      PIDSpace = PIDSpace NonSecure;
  otherwise
    Unreachable();
return PIDSpace;
```

## Library pseudocode for shared/functions/mpam/AltPIDSecure

```
// AltPIDSecure()
// =====
// Compute PARTID space as either the primary PARTID space or
// alternative PARTID space in the Secure Security state.
// Helper for AltPARTIDSpace.

PARTIDSpaceType AltPIDSecure(bits(2) el, PARTIDSpaceType primaryPIDSpace)
PARTIDSpaceType PIDSpace = primaryPIDSpace;
case el of
  when EL0
    if EL2Enabled() then
      if ELIsInHost(EL0) then
        if !UsePrimarySpaceEL2() then
          PIDSpace = PIDSpace NonSecure;
        elseif !UsePrimarySpaceEL10() then
          PIDSpace = PIDSpace NonSecure;
      elseif MPAM3_EL3.ALTSP_HEN == '0' && MPAM3_EL3.ALTSP_HFC == '1' then
        PIDSpace = PIDSpace NonSecure;
  when EL1
    if EL2Enabled() then
      if !UsePrimarySpaceEL10() then
        PIDSpace = PIDSpace NonSecure;
      elseif MPAM3_EL3.ALTSP_HEN == '0' && MPAM3_EL3.ALTSP_HFC == '1' then
        PIDSpace = PIDSpace NonSecure;
  when EL2
    if !UsePrimarySpaceEL2() then
      PIDSpace = PIDSpace NonSecure;
  otherwise
    Unreachable();
return PIDSpace;
```

## Library pseudocode for shared/functions/mpam/DefaultMPAMInfo

```
// DefaultMPAMInfo()
// =====
// Returns default MPAM info. The partidspace argument sets
// the PARTID space of the default MPAM information returned.

MPAMInfo DefaultMPAMInfo(PARTIDSpaceType partidspace)
    MPAMInfo defaultinfo;
    defaultinfo.mpam_sp = partidspace;
    defaultinfo.partid = DEFAULT_PARTID;
    defaultinfo.pmg = DEFAULT_PMG;
    return defaultinfo;
```

## Library pseudocode for shared/functions/mpam/GenMPAM

```
// GenMPAM()
// =====
// Returns MPAMInfo for exception level el.
// If in_d is TRUE returns MPAM information using PARTID_I and PMG_I fields
// of MPAMel_ELx register and otherwise using PARTID_D and PMG_D fields.
// If in_sm is TRUE returns MPAM information using PARTID_D and PMG_D fields
// of MPAMSM_EL1 register.
// Produces a PARTID in PARTID space pspace.

MPAMInfo GenMPAM(bits(2) el, boolean in_d, boolean in_sm, PARTIDSpaceType pspace)
    MPAMInfo returninfo;
    PARTIDType partidel;
    boolean perr;
    // gstplk is guest OS application locked by the EL2 hypervisor to
    // only use EL1 the virtual machine's PARTIDs.
    boolean gstplk = (el == EL0 && EL2Enabled() &&
        MPAMHCR_EL2.GSTAPP_PLK == '1' &&
        HCR_EL2.TGE == '0');
    bits(2) eff_el = if gstplk then EL1 else el;
    (partidel, perr) = GenPARTID(eff_el, in_d, in_sm);
    PMGType groupel = GenPMG(eff_el, in_d, in_sm, perr);
    returninfo.mpam_sp = pspace;
    returninfo.partid = partidel;
    returninfo.pmg = groupel;
    return returninfo;
```



## Library pseudocode for shared/functions/mpam/GenMPAMAtEL

```
// GenMPAMAtEL()
// =====
// Returns MPAMInfo for the specified EL.
// May be called if MPAM is not implemented (but in a version that supports
// MPAM), MPAM is disabled, or in AArch32. In AArch32, convert the mode to
// EL if can and use that to drive MPAM information generation. If mode
// cannot be converted, MPAM is not implemented, or MPAM is disabled return
// default MPAM information for the current security state.

MPAMInfo GenMPAMAtEL(AccessType acctype, bits(2) el)
    bits(2) mpamEL;
    boolean validEL = FALSE;
    SecurityState security = SecurityStateAtEL(el);
    boolean in_d = FALSE;
    boolean in_sm = FALSE;
    PARTIDSpaceType pspace = PARTIDSpaceFromSS(security);
    if pspace == PIDSpace NonSecure && !MPAMIsEnabled() then
        return DefaultMPAMInfo(pspace);
    if UsingAArch32() then
        (validEL, mpamEL) = ELFromM32(PSTATE.M);
    else
        mpamEL = if acctype == AccessType NV2 then EL2 else el;
        validEL = TRUE;
    case acctype of
        when AccessType IFETCH, AccessType IC
            in_d = TRUE;
        when AccessType SME
            in_sm = (boolean IMPLEMENTATION_DEFINED "Shared SMCU" ||
                    boolean IMPLEMENTATION_DEFINED "MPAMSM_EL1 label precedence");
        when AccessType ASIMD
            in_sm = (IsFeatureImplemented(FEAT_SME) && PSTATE.SM == '1' &&
                    (boolean IMPLEMENTATION_DEFINED "Shared SMCU" ||
                     boolean IMPLEMENTATION_DEFINED "MPAMSM_EL1 label precedence"));
        when AccessType SVE
            in_sm = (IsFeatureImplemented(FEAT_SME) && PSTATE.SM == '1' &&
                    (boolean IMPLEMENTATION_DEFINED "Shared SMCU" ||
                     boolean IMPLEMENTATION_DEFINED "MPAMSM_EL1 label precedence"));
        otherwise
            // Other access types are DATA accesses
            in_d = FALSE;
    if !validEL then
        return DefaultMPAMInfo(pspace);
    elsif IsFeatureImplemented(FEAT_RME) && MPAMIDR_EL1.HAS_ALTSP == '1' then
        // Substitute alternative PARTID space if selected
        pspace = AltPARTIDSpace(mpamEL, security, pspace);
    if IsFeatureImplemented(FEAT_MPAMv0p1) && MPAMIDR_EL1.HAS_FORCE_NS == '1' then
        if MPAM3_EL3.FORCE_NS == '1' && security == SS Secure then
            pspace = PIDSpace NonSecure;
    if ((IsFeatureImplemented(FEAT_MPAMv0p1) || IsFeatureImplemented(FEAT_MPAMv1p1)) &&
        MPAMIDR_EL1.HAS_SDEFLT == '1') then
        if MPAM3_EL3.SDEFLT == '1' && security == SS Secure then
            return DefaultMPAMInfo(pspace);
    if !MPAMIsEnabled() then
        return DefaultMPAMInfo(pspace);
    else
        return GenMPAM(mpamEL, in_d, in_sm, pspace);
```

## Library pseudocode for shared/functions/mpam/GenMPAMCurEL

```
// GenMPAMCurEL()
// =====
// Returns MPAMinfo for the current EL and security state.
// May be called if MPAM is not implemented (but in a version that supports
// MPAM), MPAM is disabled, or in AArch32. In AArch32, convert the mode to
// EL if can and use that to drive MPAM information generation. If mode
// cannot be converted, MPAM is not implemented, or MPAM is disabled return
// default MPAM information for the current security state.

MPAMinfo GenMPAMCurEL(AccessType acctype)
    return GenMPAMAtEL(acctype, PSTATE.EL);
```

## Library pseudocode for shared/functions/mpam/GenPARTID

```
// GenPARTID()
// =====
// Returns physical PARTID and error boolean for exception level el.
// If in_d is TRUE then PARTID is from MPAMel_ELx.PARTID_I and
// otherwise from MPAMel_ELx.PARTID_D.
// If in_sm is TRUE then PARTID is from MPAMSM_EL1.PARTID_D.

(PARTIDType, boolean) GenPARTID(bits(2) el, boolean in_d, boolean in_sm)
    PARTIDType partidel = GetMPAM_PARTID(el, in_d, in_sm);
    PARTIDType partid_max = MPAMIDR_EL1.PARTID_MAX;
    if UInt(partidel) > UInt(partid_max) then
        return (DEFAULT_PARTID, TRUE);
    if MPAMIsVirtual(el) then
        return MAP_vPARTID(partidel);
    else
        return (partidel, FALSE);
```

## Library pseudocode for shared/functions/mpam/GenPMG

```
// GenPMG()
// =====
// Returns PMG for exception level el and I- or D-side (in_d).
// If PARTID generation (GenPARTID) encountered an error, GenPMG() should be
// called with partid_err as TRUE.

PMGType GenPMG(bits(2) el, boolean in_d, boolean in_sm, boolean partid_err)
    integer pmg_max = UInt(MPAMIDR_EL1.PMG_MAX);
    // It is CONSTRAINED UNPREDICTABLE whether partid_err forces PMG to
    // use the default or if it uses the PMG from getMPAM_PMG.
    if partid_err then
        return DEFAULT_PMG;
    PMGType groupel = GetMPAM_PMG(el, in_d, in_sm);
    if UInt(groupel) <= pmg_max then
        return groupel;
    return DEFAULT_PMG;
```

## Library pseudocode for shared/functions/mpam/GetMPAM\_PARTID

```
// GetMPAM_PARTID()
// =====
// Returns a PARTID from one of the MPAMn_ELx or MPAMSM_EL1 registers.
// If in_sm is TRUE, the MPAMSM_EL1 register is used. Otherwise,
// MPAMn selects the MPAMn_ELx register used.
// If in_d is TRUE, selects the PARTID_I field of that
// register. Otherwise, selects the PARTID_D field.

PARTIDType GetMPAM_PARTID(bits(2) MPAMn, boolean in_d, boolean in_sm)
    PARTIDType partid;

    if in_sm then
        partid = MPAMSM_EL1.PARTID_D;
        return partid;

    if in_d then
        case MPAMn of
            when '11' partid = MPAM3_EL3.PARTID_I;
            when '10' partid = if EL2Enabled() then MPAM2_EL2.PARTID_I else DEFAULT_PARTID;
            when '01' partid = MPAM1_EL1.PARTID_I;
            when '00' partid = MPAM0_EL1.PARTID_I;
            otherwise partid = PARTIDType UNKNOWN;
        else
            case MPAMn of
                when '11' partid = MPAM3_EL3.PARTID_D;
                when '10' partid = if EL2Enabled() then MPAM2_EL2.PARTID_D else DEFAULT_PARTID;
                when '01' partid = MPAM1_EL1.PARTID_D;
                when '00' partid = MPAM0_EL1.PARTID_D;
                otherwise partid = PARTIDType UNKNOWN;
            return partid;
```

## Library pseudocode for shared/functions/mpam/GetMPAM\_PMG

```
// GetMPAM_PMG()
// =====
// Returns a PMG from one of the MPAMn_ELx or MPAMSM_EL1 registers.
// If in_sm is TRUE, the MPAMSM_EL1 register is used. Otherwise,
// MPAMn selects the MPAMn_ELx register used.
// If in_d is TRUE, selects the PMG_I field of that
// register. Otherwise, selects the PMG_D field.

PMGType GetMPAM_PMG(bits(2) MPAMn, boolean in_d, boolean in_sm)
    PMGType pmg;

    if in_sm then
        pmg = MPAMSM_EL1.PMG_D;
        return pmg;

    if in_d then
        case MPAMn of
            when '11' pmg = MPAM3_EL3.PMG_I;
            when '10' pmg = if EL2Enabled() then MPAM2_EL2.PMG_I else DEFAULT_PMG;
            when '01' pmg = MPAM1_EL1.PMG_I;
            when '00' pmg = MPAM0_EL1.PMG_I;
            otherwise pmg = PMGType UNKNOWN;
        else
            case MPAMn of
                when '11' pmg = MPAM3_EL3.PMG_D;
                when '10' pmg = if EL2Enabled() then MPAM2_EL2.PMG_D else DEFAULT_PMG;
                when '01' pmg = MPAM1_EL1.PMG_D;
                when '00' pmg = MPAM0_EL1.PMG_D;
                otherwise pmg = PMGType UNKNOWN;
            return pmg;
```

## Library pseudocode for shared/functions/mpam/MAP\_vPARTID

```
// MAP_vPARTID()
// =====
// Performs conversion of virtual PARTID into physical PARTID
// Contains all of the error checking and implementation
// choices for the conversion.

(PARTIDType, boolean) MAP_vPARTID(PARTIDType vpartid)
    // should not ever be called if EL2 is not implemented
    // or is implemented but not enabled in the current
    // security state.
    PARTIDType ret;
    boolean err;
    integer virt      = UInt(vpartid);
    integer vpmrmax = UInt(MPAMIDR_EL1.VPMR_MAX);

    // vpartid_max is largest vpartid supported
    integer vpartid_max = (vpmrmax << 2) + 3;

    // One of many ways to reduce vpartid to value less than vpartid_max.
    if UInt(vpartid) > vpartid_max then
        virt = virt MOD (vpartid_max+1);

    // Check for valid mapping entry.
    if MPAMVPMV_EL2<virt> == '1' then
        // vpartid has a valid mapping so access the map.
        ret = mapvpmw(virt);
        err = FALSE;

    // Is the default virtual PARTID valid?
    elseif MPAMVPMV_EL2<0> == '1' then
        // Yes, so use default mapping for vpartid == 0.
        ret = MPAMVPM0_EL2<0 +: 16>;
        err = FALSE;

    // Neither is valid so use default physical PARTID.
    else
        ret = DEFAULT_PARTID;
        err = TRUE;

    // Check that the physical PARTID is in-range.
    // This physical PARTID came from a virtual mapping entry.
    integer partid_max = UInt(MPAMIDR_EL1.PARTID_MAX);
    if UInt(ret) > partid_max then
        // Out of range, so return default physical PARTID
        ret = DEFAULT_PARTID;
        err = TRUE;
    return (ret, err);
```

## Library pseudocode for shared/functions/mpam/MPAM

```
constant PARTIDType DEFAULT_PARTID = 0<15:0>;
constant PMGType     DEFAULT_PMG   = 0<7:0>;

// Defines the MPAM _engine_. The _engine_ produces the MPAM labels for memory
// accesses from the state information stored in the MPAM System registers.

// The MPAM _engine_ runs in all states and with the MPAM AArch64 system
// registers and PE execution state controlling its behavior.

// MPAM Types
// =====

type PARTIDType = bits(16);

type PMGType = bits(8);

enumeration PARTIDSpaceType {
    PIDSpace_Secure,
    PIDSpace_Root,
    PIDSpace_Realm,
    PIDSpace_NonSecure
};

type MPAMInfo is (
    PARTIDSpaceType mpam_sp,
    PARTIDType partid,
    PMGType pmg
)
```

## Library pseudocode for shared/functions/mpam/MPAMIsEnabled

```
// MPAMIsEnabled()
// =====
// Returns TRUE if MPAMIsEnabled.

boolean MPAMIsEnabled()
    el = HighestEL();
    case el of
        when EL3 return MPAM3_EL3.MPAMEN == '1';
        when EL2 return MPAM2_EL2.MPAMEN == '1';
        when EL1 return MPAM1_EL1.MPAMEN == '1';
```

## Library pseudocode for shared/functions/mpam/MPAMIsVirtual

```
// MPAMIsVirtual()
// =====
// Returns TRUE if MPAM is configured to be virtual at EL.

boolean MPAMIsVirtual(bits(2) el)
    return (MPAMIDR_EL1.HAS_HCR == '1' && EL2Enabled() &&
        ((el == EL0 && MPAMHCR_EL2.EL0_VPMEN == '1' && !ELIsInHost(EL0)) ||
        (el == EL1 && MPAMHCR_EL2.EL1_VPMEN == '1')));
```

## Library pseudocode for shared/functions/mpam/PARTIDSpaceFromSS

```
// PARTIDSpaceFromSS()
// =====
// Returns the primary PARTID space from the Security State.

PARTIDSpaceType PARTIDSpaceFromSS(SecurityState security)
    case security of
        when SS\_NonSecure
            return PIDSpace\_NonSecure;
        when SS\_Root
            return PIDSpace\_Root;
        when SS\_Realm
            return PIDSpace\_Realm;
        when SS\_Secure
            return PIDSpace\_Secure;
        otherwise
            Unreachable();
```

## Library pseudocode for shared/functions/mpam/UsePrimarySpaceEL10

```
// UsePrimarySpaceEL10()
// =====
// Checks whether Primary space is configured in the
// MPAM3_EL3 and MPAM2_EL2 ALTSP control bits that affect
// MPAM ALTSP use at EL1 and EL0.

boolean UsePrimarySpaceEL10()
    if MPAM3_EL3.ALTSP_HEN == '0' then
        return MPAM3_EL3.ALTSP_HFC == '0';
    return !MPAMIsEnabled() || !EL2Enabled() || MPAM2_EL2.ALTSP_HFC == '0';
```

## Library pseudocode for shared/functions/mpam/UsePrimarySpaceEL2

```
// UsePrimarySpaceEL2()
// =====
// Checks whether Primary space is configured in the
// MPAM3_EL3 and MPAM2_EL2 ALTSP control bits that affect
// MPAM ALTSP use at EL2.

boolean UsePrimarySpaceEL2()
    if MPAM3_EL3.ALTSP_HEN == '0' then
        return MPAM3_EL3.ALTSP_HFC == '0';
    return !MPAMIsEnabled() || MPAM2_EL2.ALTSP_EL2 == '0';
```

## Library pseudocode for shared/functions/mpam/mapvpmw

```
// mapvpmw()
// =====
// Map a virtual PARTID into a physical PARTID using
// the MPAMVPMn_EL2 registers.
// vpartid is now assumed in-range and valid (checked by caller)
// returns physical PARTID from mapping entry.

PARTIDType mapvpmw(integer vpartid)
    bits(64) vpmw;
    integer wd = vpartid DIV 4;
    case wd of
        when 0 vpmw = MPAMVPM0_EL2;
        when 1 vpmw = MPAMVPM1_EL2;
        when 2 vpmw = MPAMVPM2_EL2;
        when 3 vpmw = MPAMVPM3_EL2;
        when 4 vpmw = MPAMVPM4_EL2;
        when 5 vpmw = MPAMVPM5_EL2;
        when 6 vpmw = MPAMVPM6_EL2;
        when 7 vpmw = MPAMVPM7_EL2;
        otherwise vpmw = Zeros(64);
    // vpme_lsb selects LSB of field within register
    integer vpme_lsb = (vpartid MOD 4) * 16;
    return vpmw<vpme_lsb+:16>;
```

## Library pseudocode for shared/functions/predictionrestrict/ASID

```
// ASID[]
// =====
// Effective ASID.

bits(16) ASID[]
    if ELIsInHost(EL0) then
        if TCR_EL2.A1 == '1' then
            return TTBR1_EL2.ASID;
        else
            return TTBR0_EL2.ASID;
    if !ELUsingAArch32(EL1) then
        if TCR_EL1.A1 == '1' then
            return TTBR1_EL1.ASID;
        else
            return TTBR0_EL1.ASID;
    else
        if TTBCR.EAE == '0' then
            return ZeroExtend(CONTEXTIDR.ASID, 16);
        else
            if TTBCR.A1 == '1' then
                return ZeroExtend(TTBR1.ASID, 16);
            else
                return ZeroExtend(TTBR0.ASID, 16);
```

## Library pseudocode for shared/functions/predictionrestrict/ExecutionCntxt

```
// ExecutionCntxt
// =====
// Context information for prediction restriction operation.

type ExecutionCntxt is (
  boolean      is_vmid_valid, // is vmid valid for current context
  boolean      all_vmid,      // should the operation be applied for all vmids
  bits(16)     vmid,          // if all_vmid = FALSE, vmid to which operation is applied
  boolean      is_asid_valid, // is asid valid for current context
  boolean      all_asid,      // should the operation be applied for all asids
  bits(16)     asid,          // if all_asid = FALSE, ASID to which operation is applied
  bits(2)      target_el,     // target EL at which operation is performed
  SecurityState security,
  RestrictType restriction // type of restriction operation
)
```

## Library pseudocode for shared/functions/predictionrestrict/RESTRICT\_PREDICTIONS

```
// RESTRICT_PREDICTIONS()
// =====
// Clear all speculated values.

RESTRICT_PREDICTIONS(ExecutionCntxt c)
  IMPLEMENTATION_DEFINED;
```

## Library pseudocode for shared/functions/predictionrestrict/RestrictType

```
// RestrictType
// =====
// Type of restriction on speculation.

enumeration RestrictType {
  RestrictType_DataValue,
  RestrictType_ControlFlow,
  RestrictType_CachePrefetch,
  RestrictType_Other // Any other trained speculation mechanisms than those above
};
```

## Library pseudocode for shared/functions/predictionrestrict/TargetSecurityState

```
// TargetSecurityState()
// =====
// Decode the target security state for the prediction context.

SecurityState TargetSecurityState(bit NS, bit NSE)
  curr_ss = SecurityStateAtEL(PSTATE.EL);
  if curr_ss == SS NonSecure then
    return SS NonSecure;
  elsif curr_ss == SS Secure then
    case NS of
      when '0' return SS Secure;
      when '1' return SS NonSecure;
  elsif IsFeatureImplemented(FEAT_RME) then
    if curr_ss == SS Root then
      case NSE:NS of
        when '00' return SS Secure;
        when '01' return SS NonSecure;
        when '11' return SS Realm;
        when '10' return SS Root;
    elsif curr_ss == SS Realm then
      return SS Realm;
  Unreachable();
```



## Library pseudocode for shared/functions/registers/BranchTo

```
// BranchTo()
// =====
// Set program counter to a new address, with a branch type.
// Parameter branch_conditional indicates whether the executed branch has a conditional encoding.
// In AArch64 state the address might include a tag in the top eight bits.

BranchTo(bits(N) target, BranchType branch_type, boolean branch_conditional)
    Hint\_Branch(branch_type);
    if N == 32 then
        assert UsingAArch32();
        _PC = ZeroExtend(target, 64);
    else
        assert N == 64 && !UsingAArch32();
        bits(64) target_vaddress = AArch64.BranchAddr(target<63:0>, PSTATE.EL);
        if (IsFeatureImplemented(FEAT_BRBE) &&
            branch_type IN {BranchType\_DIR, BranchType\_INDIR,
                           BranchType\_DIRCALL, BranchType\_INDCALL,
                           BranchType\_RET}) then
            BRBEBranch(branch_type, branch_conditional, target_vaddress);
            boolean branch_taken = TRUE;

            if IsFeatureImplemented(FEAT_SPE) then
                SPEBranch(target, branch_type, branch_conditional, branch_taken);

        _PC = target_vaddress;
    return;
```

## Library pseudocode for shared/functions/registers/BranchToAddr

```
// BranchToAddr()
// =====
// Set program counter to a new address, with a branch type.
// In AArch64 state the address does not include a tag in the top eight bits.

BranchToAddr(bits(N) target, BranchType branch_type)
    Hint\_Branch(branch_type);
    if N == 32 then
        assert UsingAArch32();
        _PC = ZeroExtend(target, 64);
    else
        assert N == 64 && !UsingAArch32();
        _PC = target<63:0>;
    return;
```

## Library pseudocode for shared/functions/registers/BranchType

```
// BranchType
// =====
// Information associated with a change in control flow.

enumeration BranchType {
    BranchType_DIRCALL,    // Direct Branch with link
    BranchType_INDCALL,    // Indirect Branch with link
    BranchType_ERET,       // Exception return (indirect)
    BranchType_DBGEXIT,    // Exit from Debug state
    BranchType_RET,        // Indirect branch with function return hint
    BranchType_DIR,        // Direct branch
    BranchType_INDIR,      // Indirect branch
    BranchType_EXCEPTION,  // Exception entry
    BranchType_TMFAIL,     // Transaction failure
    BranchType_RESET,      // Reset
    BranchType_UNKNOWN};   // Other
```

## Library pseudocode for shared/functions/registers/EffectiveFPCR

```
// EffectiveFPCR()
// =====
// Returns the effective FPCR value

FPCR_Type EffectiveFPCR()
    if UsingAArch32() then
        FPCR_Type fpcr = ZeroExtend(FPSCR, 64);
        fpcr<7:0> = '00000000';
        fpcr<31:27> = '00000';
        return fpcr;
    return FPCR;
```

## Library pseudocode for shared/functions/registers/Hint\_Branch

```
// Hint_Branch()
// =====
// Report the hint passed to BranchTo() and BranchToAddr(), for consideration when processing
// the next instruction.

Hint_Branch(BranchType hint);
```

## Library pseudocode for shared/functions/registers/NextInstrAddr

```
// NextInstrAddr()
// =====
// Return address of the sequentially next instruction.

bits(N) NextInstrAddr(integer N);
```

## Library pseudocode for shared/functions/registers/ResetExternalDebugRegisters

```
// ResetExternalDebugRegisters()
// =====
// Reset the External Debug registers in the Core power domain.

ResetExternalDebugRegisters(boolean cold_reset);
```

## Library pseudocode for shared/functions/registers/ThisInstrAddr

```
// ThisInstrAddr()
// =====
// Return address of the current instruction.

bits(N) ThisInstrAddr(integer N)
    assert N == 64 || (N == 32 && UsingAArch32());
    return _PC<N-1:0>;
```

## Library pseudocode for shared/functions/registers/UnimplementedIDRegister

```
// UnimplementedIDRegister()
// =====
// Trap access to unimplemented encodings in the feature ID register space.

UnimplementedIDRegister()
    if IsFeatureImplemented(FEAT_IDST) then
        target_el = PSTATE.EL;
        if PSTATE.EL == EL0 then
            target_el = if EL2Enabled() && HCR_EL2.TGE == '1' then EL2 else EL1;
            AArch64.SystemAccessTrap(target_el, 0x18);
        UNDEFINED;
```

## Library pseudocode for shared/functions/registers/\_PC

```
bits(64) _PC;
```

## Library pseudocode for shared/functions/registers/\_R

```
// _R[] - the general-purpose register file  
// =====
```

```
array bits(64) _R[0..30];
```

## Library pseudocode for shared/functions/sysregisters/SPSR\_ELx

```
// SPSR_ELx[] - non-assignment form  
// =====
```

```
bits(64) SPSR_ELx[]  
  bits(64) result;  
  case PSTATE.EL of  
    when EL1      result = SPSR_EL1<63:0>;  
    when EL2      result = SPSR_EL2<63:0>;  
    when EL3      result = SPSR_EL3<63:0>;  
    otherwise    Unreachable();  
  return result;
```

```
// SPSR_ELx[] - assignment form  
// =====
```

```
SPSR_ELx[] = bits(64) value  
  case PSTATE.EL of  
    when EL1      SPSR_EL1<63:0> = value<63:0>;  
    when EL2      SPSR_EL2<63:0> = value<63:0>;  
    when EL3      SPSR_EL3<63:0> = value<63:0>;  
    otherwise    Unreachable();  
  return;
```

## Library pseudocode for shared/functions/sysregisters/SPSR\_curr

```
// SPSR_curr[] - non-assignment form  
// =====
```

```
bits(32) SPSR_curr[]  
  bits(32) result;  
  case PSTATE.M of  
    when M32\_FIQ    result = SPSR_fiq<31:0>;  
    when M32\_IRQ    result = SPSR_irq<31:0>;  
    when M32\_Svc    result = SPSR_svc<31:0>;  
    when M32\_Monitor result = SPSR_mon<31:0>;  
    when M32\_Abort   result = SPSR_abt<31:0>;  
    when M32\_Hyp     result = SPSR_hyp<31:0>;  
    when M32\_Undef   result = SPSR_und<31:0>;  
    otherwise    Unreachable();  
  return result;
```

```
// SPSR_curr[] - assignment form  
// =====
```

```
SPSR_curr[] = bits(32) value  
  case PSTATE.M of  
    when M32\_FIQ    SPSR_fiq<31:0> = value<31:0>;  
    when M32\_IRQ    SPSR_irq<31:0> = value<31:0>;  
    when M32\_Svc    SPSR_svc<31:0> = value<31:0>;  
    when M32\_Monitor SPSR_mon<31:0> = value<31:0>;  
    when M32\_Abort   SPSR_abt<31:0> = value<31:0>;  
    when M32\_Hyp     SPSR_hyp<31:0> = value<31:0>;  
    when M32\_Undef   SPSR_und<31:0> = value<31:0>;  
    otherwise    Unreachable();  
  return;
```

## Library pseudocode for shared/functions/system/AArch64.ChkFeat

```
// AArch64.ChkFeat()
// =====
// Indicates the status of some features

bits(64) AArch64.ChkFeat(bits(64) feat_select)
    bits(64) feat_en = Zeros(64);
    feat_en<0> = if IsFeatureImplemented(FEAT_GCS) && GCSEnabled(PSTATE.EL) then '1' else '0';
    return feat_select AND NOT(feat_en);
```

## Library pseudocode for shared/functions/system/AddressAdd

```
// AddressAdd()
// =====
// Add an address with an offset and return the result.
// If FEAT_CPA2 is implemented, the pointer arithmetic is checked.

bits(64) AddressAdd(bits(64) base, integer offset, AccessDescriptor accdesc)
    return AddressAdd(base, offset<63:0>, accdesc);

bits(64) AddressAdd(bits(64) base, bits(64) offset, AccessDescriptor accdesc)
    bits(64) result = base + offset;
    result = PointerAddCheckAtEL(accdesc.el, result, base);
    return result;
```

## Library pseudocode for shared/functions/system/AddressIncrement

```
// AddressIncrement()
// =====
// Increment an address and return the result.
// If FEAT_CPA2 is implemented, the pointer arithmetic may be checked.

bits(64) AddressIncrement(bits(64) base, integer increment, AccessDescriptor accdesc)
    return AddressIncrement(base, increment<63:0>, accdesc);

bits(64) AddressIncrement(bits(64) base, bits(64) increment, AccessDescriptor accdesc)
    bits(64) result = base + increment;
    // Checking the Pointer Arithmetic on an increment is equivalent to checking the
    // bytes in a sequential access crossing the 0xFFFF_FFFF_FFFF_FFFF boundary.
    if ConstrainUnpredictableBool(Unpredictable CPACHECK) then
        result = PointerAddCheckAtEL(accdesc.el, result, base);
    return result;
```

## Library pseudocode for shared/functions/system/AddressNotInNaturallyAlignedBlock

```
// AddressNotInNaturallyAlignedBlock()
// =====
// The 'address' is not in a naturally aligned block if it doesn't meet all the below conditions:
// * is a power-of-two size.
// * Is no larger than the DC ZVA block size if ESR_ELx.FnP is being set to 0b0, or EDHSR is not
//   implemented or EDHSR.FnP is being set to 0b0 (as appropriate).
// * Is no larger than the smallest implemented translation granule if ESR_ELx.FnP, or EDHSR.FnP
//   (as appropriate) is being set to 0b1.
// * Contains a watchpointed address accessed by the memory access or set of contiguous memory
//   accesses that triggered the watchpoint.

boolean AddressNotInNaturallyAlignedBlock(bits(64) address);
```

## Library pseudocode for shared/functions/system/BranchTargetCheck

```
// BranchTargetCheck()
// =====
// This function is executed checks if the current instruction is a valid target for a branch
// taken into, or inside, a guarded page. It is executed on every cycle once the current
// instruction has been decoded and the values of InGuardedPage and BTypeCompatible have been
// determined for the current instruction.

BranchTargetCheck()
    assert IsFeatureImplemented(FEAT_BTI) && !UsingAArch32();

    // The branch target check considers two state variables:
    // * InGuardedPage, which is evaluated during instruction fetch.
    // * BTypeCompatible, which is evaluated during instruction decode.
    if InGuardedPage && PSTATE.BTYPE != '00' && !BTypeCompatible && !Halted() then
        bits(64) pc = ThisInstrAddr(64);
        AArch64.BranchTargetException(pc<51:0>);

    boolean branch_instr = AArch64.ExecutingBROrBLROrRetInstr();
    boolean bti_instr    = AArch64.ExecutingBTIInstr();

    // PSTATE.BTYPE defaults to 00 for instructions that do not explicitly set BTYPE.
    if !(branch_instr || bti_instr) then
        BTypeNext = '00';
```

## Library pseudocode for shared/functions/system/ClearEventRegister

```
// ClearEventRegister()
// =====
// Clear the Event Register of this PE.

ClearEventRegister()
    EventRegister = '0';
    return;
```

## Library pseudocode for shared/functions/system/ConditionHolds

```
// ConditionHolds()
// =====
// Return TRUE iff COND currently holds

boolean ConditionHolds(bits(4) cond)
    // Evaluate base condition.
    boolean result;
    case cond<3:1> of
        when '000' result = (PSTATE.Z == '1');           // EQ or NE
        when '001' result = (PSTATE.C == '1');           // CS or CC
        when '010' result = (PSTATE.N == '1');           // MI or PL
        when '011' result = (PSTATE.V == '1');           // VS or VC
        when '100' result = (PSTATE.C == '1' && PSTATE.Z == '0'); // HI or LS
        when '101' result = (PSTATE.N == PSTATE.V);      // GE or LT
        when '110' result = (PSTATE.N == PSTATE.V && PSTATE.Z == '0'); // GT or LE
        when '111' result = TRUE;                         // AL

    // Condition flag values in the set '111x' indicate always true
    // Otherwise, invert condition if necessary.
    if cond<0> == '1' && cond != '1111' then
        result = !result;

    return result;
```

## Library pseudocode for shared/functions/system/ConsumptionOfSpeculativeDataBarrier

```
// ConsumptionOfSpeculativeDataBarrier()
// =====

ConsumptionOfSpeculativeDataBarrier();
```

## Library pseudocode for shared/functions/system/CurrentInstrSet

```
// CurrentInstrSet()
// =====

InstrSet CurrentInstrSet()
    InstrSet result;
    if UsingAArch32() then
        result = if PSTATE.T == '0' then InstrSet_A32 else InstrSet_T32;
        // PSTATE.J is RES0. Implementation of T32EE or Jazelle state not permitted.
    else
        result = InstrSet_A64;
    return result;
```

## Library pseudocode for shared/functions/system/CurrentPL

```
// CurrentPL()
// =====

PrivilegeLevel CurrentPL()
    return PLOfEL(PSTATE.EL);
```

## Library pseudocode for shared/functions/system/CurrentSecurityState

```
// CurrentSecurityState()
// =====
// Returns the effective security state at the exception level based off current settings.

SecurityState CurrentSecurityState()
    return SecurityStateAtEL(PSTATE.EL);
```

## Library pseudocode for shared/functions/system/DSBAlias

```
// DSBAlias
// =====
// Aliases of DSB.

enumeration DSBAlias {DSBAlias_SSBB, DSBAlias_PSSBB, DSBAlias_DSB};
```

## Library pseudocode for shared/functions/system/EL0

```
constant bits(2) EL3 = '11';
constant bits(2) EL2 = '10';
constant bits(2) EL1 = '01';
constant bits(2) EL0 = '00';
```

## Library pseudocode for shared/functions/system/EL2Enabled

```
// EL2Enabled()
// =====
// Returns TRUE if EL2 is present and executing
// - with the PE in Non-secure state when Non-secure EL2 is implemented, or
// - with the PE in Realm state when Realm EL2 is implemented, or
// - with the PE in Secure state when Secure EL2 is implemented and enabled, or
// - when EL3 is not implemented.

boolean EL2Enabled()
    return HaveEL(EL2) && (!HaveEL(EL3) || SCR_curr[].NS == '1' || IsSecureEL2Enabled());
```

## Library pseudocode for shared/functions/system/EL3SDDUndef

```
// EL3SDDUndef()
// =====
// Returns TRUE if in Debug state and EDSCR.SDD is set.

boolean EL3SDDUndef()
    if Halted\(\) && EDSCR.SDD == '1' then
        assert (PSTATE.EL != EL3 &&
            (IsFeatureImplemented(FEAT_RME) || CurrentSecurityState\(\) != SS\_Secure\(\)));
        return TRUE;
    else
        return FALSE;
```

## Library pseudocode for shared/functions/system/EL3SDDUndefPriority

```
// EL3SDDUndefPriority()
// =====
// Returns TRUE if in Debug state, EDSCR.SDD is set, and an EL3 trap by an
// EL3 control register has priority over other traps.
// The IMPLEMENTATION DEFINED priority may be different for each case.

boolean EL3SDDUndefPriority()
    return EL3SDDUndef\(\) && boolean IMPLEMENTATION_DEFINED "EL3 trap priority when SDD == '1'";
```

## Library pseudocode for shared/functions/system/ELFromM32

```
// ELFromM32()
// =====

(boolean, bits(2)) ELFromM32(bits(5) mode)
    // Convert an AArch32 mode encoding to an Exception level.
    // Returns (valid, EL):
    // 'valid' is TRUE if 'mode<4:0>' encodes a mode that is both valid for this implementation
    // and the current value of SCR.NS/SCR_EL3.NS.
    // 'EL' is the Exception level decoded from 'mode'.
    bits(2) el;
    boolean valid = !BadMode\(mode\); // Check for modes that are not valid for this implementation
    bits(2) effective_nse_ns = EffectiveSCR\_EL3\_NSE\(\) : EffectiveSCR\_EL3\_NS\(\);

    case mode of
        when M32\_Monitor
            el = EL3;
        when M32\_Hyp
            el = EL2;
        when M32\_FIQ, M32\_IRQ, M32\_Svc, M32\_Abort, M32\_Undef, M32\_System
            // If EL3 is implemented and using AArch32, then these modes are EL3 modes in Secure
            // state, and EL1 modes in Non-secure state. If EL3 is not implemented or is using
            // AArch64, then these modes are EL1 modes.
            el = (if HaveEL\(EL3\) && !HaveAArch64\(\) && SCR.NS == '0' then EL3 else EL1);
        when M32\_User
            el = EL0;
        otherwise
            valid = FALSE; // Passed an illegal mode value

    if valid && el == EL2 && HaveEL\(EL3\) && SCR_curr[].NS == '0' then
        valid = FALSE; // EL2 only valid in Non-secure state in AArch32

    elsif valid && IsFeatureImplemented(FEAT_RME) && effective_nse_ns == '10' then
        valid = FALSE; // Illegal Exception Return from EL3 if SCR_EL3.<NSE,NS>
        // selects a reserved encoding

    if !valid then el = bits(2) UNKNOWN;
    return (valid, el);
```

## Library pseudocode for shared/functions/system/ELFromSPSR

```
// ELFromSPSR()
// =====

// Convert an SPSR value encoding to an Exception level.
// Returns (valid,EL):
// 'valid' is TRUE if 'spsr<4:0>' encodes a valid mode for the current state.
// 'EL' is the Exception level decoded from 'spsr'.

(boolean, bits(2)) ELFromSPSR(bits(N) spsr)
    bits(2) el;
    boolean valid;
    bits(2) effective_nse_ns;
    if spsr<4> == '0' then // AArch64 state
        el = spsr<3:2>;
        effective_nse_ns = EffectiveSCR\_EL3\_NSE\(\) : EffectiveSCR\_EL3\_NS\(\);
        if !HaveAArch64\(\) then
            valid = FALSE; // No AArch64 support
        elsif !HaveEL(el) then
            valid = FALSE; // Exception level not implemented
        elsif spsr<1> == '1' then
            valid = FALSE; // M<1> must be 0
        elsif el == EL0 && spsr<0> == '1' then
            valid = FALSE; // for EL0, M<0> must be 0
        elsif IsFeatureImplemented(FEAT_RME) && el != EL3 && effective_nse_ns == '10' then
            valid = FALSE; // Only EL3 valid in Root state
        elsif el == EL2 && HaveEL(EL3) && !IsSecureEL2Enabled\(\) && SCR_EL3.NS == '0' then
            valid = FALSE; // Unless Secure EL2 is enabled, EL2 valid only in Non-secure state
        else
            valid = TRUE;
    elsif HaveAArch32\(\) then // AArch32 state
        (valid, el) = ELFromM32(spsr<4:0>);
    else
        valid = FALSE;

    if !valid then el = bits(2) UNKNOWN;
    return (valid, el);
```

## Library pseudocode for shared/functions/system/ELIsInHost

```
// ELIsInHost()
// =====

boolean ELIsInHost(bits(2) el)
    if !IsFeatureImplemented(FEAT_VHE) || ELUsingAArch32(EL2) then
        return FALSE;
    case el of
        when EL3
            return FALSE;
        when EL2
            return EffectiveHCR\_EL2\_E2H\(\) == '1';
        when EL1
            return FALSE;
        when EL0
            return EffectiveHCR\_EL2\_E2H\(\):HCR_EL2.TGE == '11';
    otherwise
        Unreachable\(\);
```



## Library pseudocode for shared/functions/system/ELStateUsingAArch32

```
// ELStateUsingAArch32()
// =====

boolean ELStateUsingAArch32(bits(2) el, boolean secure)
    // See ELStateUsingAArch32K() for description. Must only be called in circumstances where
    // result is valid (typically, that means 'el IN {EL1,EL2,EL3}').
    (known, aarch32) = ELStateUsingAArch32K(el, secure);
    assert known;
    return aarch32;
```

## Library pseudocode for shared/functions/system/ELStateUsingAArch32K

```
// ELStateUsingAArch32K()
// =====
// Returns (known, aarch32):
//   'known' is FALSE for EL0 if the current Exception level is not EL0 and EL1 is
//   using AArch64, since it cannot determine the state of EL0; TRUE otherwise.
//   'aarch32' is TRUE if the specified Exception level is using AArch32; FALSE otherwise.

(boolean, boolean) ELStateUsingAArch32K(bits(2) el, boolean secure)
    assert HaveEL(el);

    if !HaveAArch32EL(el) then
        return (TRUE, FALSE); // Exception level is using AArch64
    elsif secure && el == EL2 then
        return (TRUE, FALSE); // Secure EL2 is using AArch64
    elsif !HaveAArch64() then
        return (TRUE, TRUE); // Highest Exception level, therefore all levels are using AArch32

    // Remainder of function deals with the interprocessing cases when highest
    // Exception level is using AArch64.

    if el == EL3 then
        return (TRUE, FALSE);

    if (HaveEL(EL3) && SCR_EL3.RW == '0' &&
        (!secure || !IsFeatureImplemented(FEAT_SEL2) || SCR_EL3.EEL2 == '0')) then
        // AArch32 below EL3.
        return (TRUE, TRUE);

    if el == EL2 then
        return (TRUE, FALSE);

    if (HaveEL(EL2) && !ELIsInHost(EL0) && HCR_EL2.RW == '0' &&
        (!secure || (IsFeatureImplemented(FEAT_SEL2) && SCR_EL3.EEL2 == '1')))) then
        // AArch32 below EL2.
        return (TRUE, TRUE);

    if el == EL1 then
        return (TRUE, FALSE);

    // The execution state of EL0 is only known from PSTATE.nRW when executing at EL0.
    if PSTATE.EL == EL0 then
        return (TRUE, PSTATE.nRW == '1');
    else
        return (FALSE, boolean UNKNOWN);
```

## Library pseudocode for shared/functions/system/ELUsingAArch32

```
// ELUsingAArch32()
// =====

boolean ELUsingAArch32(bits(2) el)
    return ELStateUsingAArch32(el, IsSecureBelowEL3());
```

### Library pseudocode for shared/functions/system/ELUsingAArch32K

```
// ELUsingAArch32K()
// =====

(boolean,boolean) ELUsingAArch32K(bits(2) el)
    return ELStateUsingAArch32K(el, IsSecureBelowEL3());
```

### Library pseudocode for shared/functions/system/EffectiveEA

```
// EffectiveEA()
// =====
// Returns effective SCR_EL3.EA value

bit EffectiveEA()
    if Halted() && EDSCR.SDD == '0' then
        return '0';
    else
        return if HaveAArch64() then SCR_EL3.EA else SCR.EA;
```

### Library pseudocode for shared/functions/system/EffectiveHCR\_EL2\_E2H

```
// EffectiveHCR_EL2_E2H()
// =====
// Return the Effective HCR_EL2.E2H value.

bit EffectiveHCR_EL2_E2H()
    if !EL2Enabled() then
        return '0';

    if !IsFeatureImplemented(FEAT_VHE) then
        return '0';

    if !IsFeatureImplemented(FEAT_E2H0) then
        return '1';

    return HCR_EL2.E2H;
```

## Library pseudocode for shared/functions/system/EffectiveHCR\_EL2\_NVx

```
// EffectiveHCR_EL2_NVx()
// =====
// Return the Effective value of HCR_EL2.<NV2,NV1,NV>.

bits(3) EffectiveHCR_EL2_NVx()
    if !EL2Enabled() || !IsFeatureImplemented(FEAT_NV) then
        return '000';

    bit nv1 = HCR_EL2.NV1;
    if (!IsFeatureImplemented(FEAT_E2H0) &&
        boolean IMPLEMENTATION_DEFINED "HCR_EL2.NV1 is implemented as RAZ") then
        nv1 = '0';

    if HCR_EL2.NV == '0' then
        if nv1 == '1' then
            case ConstrainUnpredictable(Unpredictable\_NVNV1) of
                when Constraint\_NVNV1\_00 return '000';
                when Constraint\_NVNV1\_01 return '010';
                when Constraint\_NVNV1\_11 return '011';
            else
                return '000';

        if !IsFeatureImplemented(FEAT_NV2) then
            return '0' : nv1 : '1';

    bit nv2 = HCR_EL2.NV2;
    if (nv2 == '0' && boolean IMPLEMENTATION_DEFINED
        "Programming HCR_EL2.<NV,NV2> to '10' behaves as '11'") then
        nv2 = '1';

    return nv2 : nv1 : '1';
```

## Library pseudocode for shared/functions/system/EffectiveSCR\_EL3\_NS

```
// EffectiveSCR_EL3_NS()
// =====
// Return Effective SCR_EL3.NS value.

bit EffectiveSCR_EL3_NS()
    if !HaveSecureState() then
        return '1';
    elsif !HaveEL(EL3) then
        return '0';
    else
        return SCR_EL3.NS;
```

## Library pseudocode for shared/functions/system/EffectiveSCR\_EL3\_NSE

```
// EffectiveSCR_EL3_NSE()
// =====
// Return Effective SCR_EL3.NSE value.

bit EffectiveSCR_EL3_NSE()
    return if !IsFeatureImplemented(FEAT_RME) then '0' else SCR_EL3.NSE;
```

## Library pseudocode for shared/functions/system/EffectiveSCR\_EL3\_RW

```
// EffectiveSCR_EL3_RW()
// =====
// Returns effective SCR_EL3.RW value

bit EffectiveSCR_EL3_RW()
    if !HaveAArch64() then
        return '0';
    if !HaveAArch32EL(EL2) && !HaveAArch32EL(EL1) then
        return '1';
    if HaveAArch32EL(EL1) then
        if !HaveAArch32EL(EL2) && SCR_EL3.NS == '1' then
            return '1';
        if IsFeatureImplemented(FEAT_SEL2) && SCR_EL3.EEL2 == '1' && SCR_EL3.NS == '0' then
            return '1';
    return SCR_EL3.RW;
```

## Library pseudocode for shared/functions/system/EffectiveTGE

```
// EffectiveTGE()
// =====
// Returns effective TGE value

bit EffectiveTGE()
    if EL2Enabled() then
        return if ELUsingAArch32(EL2) then HCR.TGE else HCR_EL2.TGE;
    else
        return '0';          // Effective value of TGE is zero
```

## Library pseudocode for shared/functions/system/EndOfInstruction

```
// EndOfInstruction()
// =====
// Terminate processing of the current instruction.

EndOfInstruction();
```

## Library pseudocode for shared/functions/system/EnterLowPowerState

```
// EnterLowPowerState()
// =====
// PE enters a low-power state.

EnterLowPowerState();
```

## Library pseudocode for shared/functions/system/EventRegister

```
bits(1) EventRegister;
```

## Library pseudocode for shared/functions/system/ExceptionalOccurrenceTargetState

```
// ExceptionalOccurrenceTargetState
// =====
// Enumeration to represent the target state of an Exceptional Occurrence.
// The Exceptional Occurrence can be either Exception or Debug State entry.

enumeration ExceptionalOccurrenceTargetState {
    AArch32_NonDebugState,
    AArch64_NonDebugState,
    DebugState
};
```

### Library pseudocode for shared/functions/system/FIQPending

```
// FIQPending()
// =====
// Returns a tuple indicating if there is any pending physical FIQ
// and if the pending FIQ has superpriority.

(boolean, boolean) FIQPending();
```

### Library pseudocode for shared/functions/system/GetAccumulatedFPExceptions

```
// GetAccumulatedFPExceptions()
// =====
// Returns FP exceptions accumulated by the PE.

bits(8) GetAccumulatedFPExceptions();
```

### Library pseudocode for shared/functions/system/GetLoadStoreType

```
// GetLoadStoreType()
// =====
// Returns the Load/Store Type. Used when a Translation fault,
// Access flag fault, or Permission fault generates a Data Abort.

bits(2) GetLoadStoreType();
```

## Library pseudocode for shared/functions/system/GetPSRFromPSTATE

```
// GetPSRFromPSTATE()
// =====
// Return a PSR value which represents the current PSTATE

bits(N) GetPSRFromPSTATE(ExceptionalOccurrenceTargetState targetELState, integer N)
    if UsingAArch32() && targetELState == AArch32\_NonDebugState then
        assert N == 32;
    else
        assert N == 64;

    bits(N) spsr = Zeros(N);
    spsr<31:28> = PSTATE.<N,Z,C,V>;
    if IsFeatureImplemented(FEAT_PAN) then spsr<22> = PSTATE.PAN;
    spsr<20> = PSTATE.IL;
    if PSTATE.nRW == '1' then // AArch32 state
        if IsFeatureImplemented(FEAT_SEBEP) && targetELState != AArch32\_NonDebugState then
            spsr<33> = PSTATE.PPEND;
        spsr<27> = PSTATE.Q;
        spsr<26:25> = PSTATE.IT<1:0>;
        if IsFeatureImplemented(FEAT_SSBS) then spsr<23> = PSTATE.SSBS;
        if IsFeatureImplemented(FEAT_DIT) then
            if targetELState == AArch32\_NonDebugState then
                spsr<21> = PSTATE.DIT;
            else // AArch64_NonDebugState or DebugState
                spsr<24> = PSTATE.DIT;
        if targetELState IN {AArch64\_NonDebugState, DebugState} then
            spsr<21> = PSTATE.SS;
        spsr<19:16> = PSTATE.GE;
        spsr<15:10> = PSTATE.IT<7:2>;
        spsr<9> = PSTATE.E;
        spsr<8:6> = PSTATE.<A,I,F>; // No PSTATE.D in AArch32 state
        spsr<5> = PSTATE.T;
        assert PSTATE.M<4> == PSTATE.nRW; // bit [4] is the discriminator
        spsr<4:0> = PSTATE.M;
    else // AArch64 state
        if IsFeatureImplemented(FEAT_PAuth_LR) then spsr<35> = PSTATE.PACM;
        if IsFeatureImplemented(FEAT_GCS) then spsr<34> = PSTATE.EXLOCK;
        if IsFeatureImplemented(FEAT_SEBEP) then spsr<33> = PSTATE.PPEND;
        if IsFeatureImplemented(FEAT_EBEP) then spsr<32> = PSTATE.PM;
        if IsFeatureImplemented(FEAT_MTE) then spsr<25> = PSTATE.TCO;
        if IsFeatureImplemented(FEAT_DIT) then spsr<24> = PSTATE.DIT;
        if IsFeatureImplemented(FEAT_UAO) then spsr<23> = PSTATE.UAO;
        spsr<21> = PSTATE.SS;
        if IsFeatureImplemented(FEAT_NMI) then spsr<13> = PSTATE.ALLINT;
        if IsFeatureImplemented(FEAT_SSBS) then spsr<12> = PSTATE.SSBS;
        if IsFeatureImplemented(FEAT_BTI) then spsr<11:10> = PSTATE.BTYPE;
        spsr<9:6> = PSTATE.<D,A,I,F>;
        spsr<4> = PSTATE.nRW;
        spsr<3:2> = PSTATE.EL;
        spsr<0> = PSTATE.SP;

    return spsr;
```

## Library pseudocode for shared/functions/system/HasArchVersion

```
// HasArchVersion()
// =====
// Returns TRUE if the implemented architecture includes the extensions defined in the specified
// architecture version.

boolean HasArchVersion(boolean version)
    return version;
```

### Library pseudocode for shared/functions/system/HaveAArch32

```
// HaveAArch32()
// =====
// Return TRUE if AArch32 state is supported at at least EL0.

boolean HaveAArch32()
    return IsFeatureImplemented(FEAT_AA32EL0);
```

### Library pseudocode for shared/functions/system/HaveAArch32EL

```
// HaveAArch32EL()
// =====
// Return TRUE if Exception level 'el' supports AArch32 in this implementation

boolean HaveAArch32EL(bits(2) el)
    case el of
        when EL0 return IsFeatureImplemented(FEAT_AA32EL0);
        when EL1 return IsFeatureImplemented(FEAT_AA32EL1);
        when EL2 return IsFeatureImplemented(FEAT_AA32EL2);
        when EL3 return IsFeatureImplemented(FEAT_AA32EL3);
```

### Library pseudocode for shared/functions/system/HaveAArch64

```
// HaveAArch64()
// =====
// Return TRUE if the highest Exception level is using AArch64 state.

boolean HaveAArch64()
    return (IsFeatureImplemented(FEAT_AA64EL0) || IsFeatureImplemented(FEAT_AA64EL1) ||
            IsFeatureImplemented(FEAT_AA64EL2) || IsFeatureImplemented(FEAT_AA64EL3));
```

### Library pseudocode for shared/functions/system/HaveEL

```
// HaveEL()
// =====
// Return TRUE if Exception level 'el' is supported

boolean HaveEL(bits(2) el)
    case el of
        when EL1, EL0
            return TRUE; // EL1 and EL0 must exist
        when EL2
            return IsFeatureImplemented(FEAT_AA64EL2) || IsFeatureImplemented(FEAT_AA32EL2);
        when EL3
            return IsFeatureImplemented(FEAT_AA64EL3) || IsFeatureImplemented(FEAT_AA32EL3);
        otherwise
            Unreachable();
```

## Library pseudocode for shared/functions/system/HaveELUsingSecurityState

```
// HaveELUsingSecurityState()
// =====
// Returns TRUE if Exception level 'el' with Security state 'secure' is supported,
// FALSE otherwise.

boolean HaveELUsingSecurityState(bits(2) el, boolean secure)

    case el of
        when EL3
            assert secure;
            return HaveEL\(EL3\);
        when EL2
            if secure then
                return HaveEL\(EL2\) && IsFeatureImplemented(FEAT_SEL2);
            else
                return HaveEL\(EL2\);
        otherwise
            return (HaveEL\(EL3\) ||
                (secure == boolean IMPLEMENTATION_DEFINED "Secure-only implementation"));
```

## Library pseudocode for shared/functions/system/HaveSecureState

```
// HaveSecureState()
// =====
// Return TRUE if Secure State is supported.

boolean HaveSecureState()
    if !HaveEL\(EL3\) then
        return SecureOnlyImplementation\(\);
    if IsFeatureImplemented(FEAT_RME) && !IsFeatureImplemented(FEAT_SEL2) then
        return FALSE;
    return TRUE;
```

## Library pseudocode for shared/functions/system/HighestEL

```
// HighestEL()
// =====
// Returns the highest implemented Exception level.

bits(2) HighestEL()
    if HaveEL\(EL3\) then
        return EL3;
    elsif HaveEL\(EL2\) then
        return EL2;
    else
        return EL1;
```

## Library pseudocode for shared/functions/system/Hint\_CLRBHB

```
// Hint_CLRBHB()
// =====
// Provides a hint to clear the branch history for the current context.

Hint_CLRBHB();
```

## Library pseudocode for shared/functions/system/Hint\_DGH

```
// Hint_DGH()
// =====
// Provides a hint to close any gathering occurring within the micro-architecture.

Hint_DGH();
```



## Library pseudocode for shared/functions/system/Hint\_WFE

```
// Hint_WFE()
// =====
// Provides a hint indicating that the PE can enter a low-power state
// and remain there until a wakeup event occurs or, for WFET, a local
// timeout event is generated when the virtual timer value equals or
// exceeds the supplied threshold value.

Hint_WFE(integer localtimeout, WfxType wfxtype)
    if IsEventRegisterSet() then
        ClearEventRegister();
    elseif IsFeatureImplemented(FEAT_WFxT) && LocalTimeoutEvent(localtimeout) then
        // No further operation if the local timeout has expired.
        EndOfInstruction();
    else
        bits(2) target_el;
        trap = FALSE;
        if HaveEL(EL3) && EL3SDDUndefPriority() then
            // Check for traps described by the Secure Monitor.
            // If the trap is enabled, the instruction will be UNDEFINED because EDSCR.SDD is 1.
            if IsFeatureImplemented(FEAT_TWED) then
                trap = SCR_EL3.TWE == '1';
                target_el = EL3;
            else
                AArch64.CheckForWfxTrap(EL3, wfxtype);
        if !trap && PSTATE.EL == EL0 then
            // Check for traps described by the OS which may be EL1 or EL2.
            if IsFeatureImplemented(FEAT_TWED) then
                sctlr = SCTLR_ELx[];
                trap = sctlr.nTWE == '0';
                target_el = EL1;
            else
                AArch64.CheckForWfxTrap(EL1, wfxtype);
        if !trap && PSTATE.EL IN {EL0, EL1} && EL2Enabled() && !IsInHost() then
            // Check for traps described by the Hypervisor.
            if IsFeatureImplemented(FEAT_TWED) then
                trap = HCR_EL2.TWE == '1';
                target_el = EL2;
            else
                AArch64.CheckForWfxTrap(EL2, wfxtype);
        if !trap && HaveEL(EL3) && PSTATE.EL != EL3 then
            // Check for traps described by the Secure Monitor.
            if IsFeatureImplemented(FEAT_TWED) then
                trap = SCR_EL3.TWE == '1';
                target_el = EL3;
            else
                AArch64.CheckForWfxTrap(EL3, wfxtype);
        if trap && PSTATE.EL != EL3 then
            // Determine if trap delay is enabled and delay amount
            (delay_enabled, delay) = WFETrapDelay(target_el);
            if !WaitForEventUntilDelay(delay_enabled, delay) then
                // Event did not arrive before delay expired so trap WFE
                if target_el == EL3 && EL3SDDUndef() then
                    UNDEFINED;
                else
                    AArch64.WFxTrap(wfxtype, target_el);
        else
            WaitForEvent(localtimeout);
```

## Library pseudocode for shared/functions/system/Hint\_WFI

```
// Hint_WFI()
// =====
// Provides a hint indicating that the PE can enter a low-power state and
// remain there until a wakeup event occurs or, for WFIT, a local timeout
// event is generated when the virtual timer value equals or exceeds the
// supplied threshold value.

Hint_WFI(integer localtimeout, WfxType wfxtype)
    if IsFeatureImplemented(FEAT_TME) && TSTATE.depth > 0 then
        FailTransaction(TMFailure_ERR, FALSE);

    if (InterruptPending() || (IsFeatureImplemented(FEAT_WFXT) &&
        LocalTimeoutEvent(localtimeout))) then
        // No further operation if an interrupt is pending or the local timeout has expired.
        EndOfInstruction();
    else
        if HaveEL(EL3) && EL3SDDUndefPriority() then
            // Check for traps described by the Secure Monitor.
            // If the trap is enabled, the instruction will be UNDEFINED because EDSCR.SDD is 1.
            AArch64.CheckForWfxTrap(EL3, wfxtype);
        if PSTATE.EL == EL0 then
            // Check for traps described by the OS.
            AArch64.CheckForWfxTrap(EL1, wfxtype);
        if PSTATE.EL IN {EL0, EL1} && EL2Enabled() && !IsInHost() then
            // Check for traps described by the Hypervisor.
            AArch64.CheckForWfxTrap(EL2, wfxtype);
        if HaveEL(EL3) && PSTATE.EL != EL3 then
            // Check for traps described by the Secure Monitor.
            AArch64.CheckForWfxTrap(EL3, wfxtype);
        WaitForInterrupt(localtimeout);
```

## Library pseudocode for shared/functions/system/Hint\_Yield

```
// Hint_Yield()
// =====
// Provides a hint that the task performed by a thread is of low
// importance so that it could yield to improve overall performance.

Hint_Yield();
```

## Library pseudocode for shared/functions/system/IRQPending

```
// IRQPending()
// =====
// Returns a tuple indicating if there is any pending physical IRQ
// and if the pending IRQ has superpriority.

(boolean, boolean) IRQPending();
```

## Library pseudocode for shared/functions/system/IllegalExceptionReturn

```
// IllegalExceptionReturn()
// =====

boolean IllegalExceptionReturn(bits(N) spsr)

    // Check for illegal return:
    // * To an unimplemented Exception level.
    // * To EL2 in Secure state, when SecureEL2 is not enabled.
    // * To EL0 using AArch64 state, with SPSR.M<0>==1.
    // * To AArch64 state with SPSR.M<1>==1.
    // * To AArch32 state with an illegal value of SPSR.M.
    (valid, target) = ELFromSPSR(spsr);
    if !valid then return TRUE;

    // Check for return to higher Exception level
    if UInt(target) > UInt(PSTATE.EL) then return TRUE;

    spsr_mode_is_aarch32 = (spsr<4> == '1');

    // Check for illegal return:
    // * To EL1, EL2 or EL3 with register width specified in the SPSR different from the
    //   Execution state used in the Exception level being returned to, as determined by
    //   the SCR_EL3.RW or HCR_EL2.RW bits, or as configured from reset.
    // * To EL0 using AArch64 state when EL1 is using AArch32 state as determined by the
    //   SCR_EL3.RW or HCR_EL2.RW bits or as configured from reset.
    // * To AArch64 state from AArch32 state (should be caught by above)
    (known, target_el_is_aarch32) = ELUsingAArch32K(target);
    assert known || (target == EL0 && !ELUsingAArch32(EL1));
    if known && spsr_mode_is_aarch32 != target_el_is_aarch32 then return TRUE;

    // Check for illegal return from AArch32 to AArch64
    if UsingAArch32() && !spsr_mode_is_aarch32 then return TRUE;

    // Check for illegal return to EL1 when HCR.TGE is set and when either of
    // * SecureEL2 is enabled.
    // * SecureEL2 is not enabled and EL1 is in Non-secure state.
    if EL2Enabled() && target == EL1 && HCR_EL2.TGE == '1' then
        if (!IsSecureBelowEL3() || IsSecureEL2Enabled()) then return TRUE;

    if (IsFeatureImplemented(FEAT_GCS) && PSTATE.EXLOCK == '0' &&
        PSTATE.EL == target && GetCurrentEXLOCKEN()) then
        return TRUE;

    return FALSE;
```

## Library pseudocode for shared/functions/system/InstrSet

```
// InstrSet
// =====

enumeration InstrSet {InstrSet_A64, InstrSet_A32, InstrSet_T32};
```

## Library pseudocode for shared/functions/system/InstructionSynchronizationBarrier

```
// InstructionSynchronizationBarrier()
// =====
InstructionSynchronizationBarrier();
```

## Library pseudocode for shared/functions/system/InterruptPending

```
// InterruptPending()
// =====
// Returns TRUE if there are any pending physical, virtual, or delegated
// interrupts, and FALSE otherwise.

boolean InterruptPending()
    boolean pending_virtual_interrupt = FALSE;
    (irq_pending, -) = IRQPending\(\);
    (fiq_pending, -) = FIQPending\(\);
    boolean pending_physical_interrupt = (irq_pending || fiq_pending ||
                                         IsPhysicalErrorPending\(\));

    if EL2Enabled\(\) && PSTATE.EL IN {EL0, EL1} && HCR_EL2.TGE == '0' then
        boolean virq_pending = HCR_EL2.IMO == '1' && (VirtualIRQPending\(\) || HCR_EL2.VI == '1') ;
        boolean vfiq_pending = HCR_EL2.FMO == '1' && (VirtualFIQPending\(\) || HCR_EL2.VF == '1');
        boolean vsei_pending = ((HCR_EL2.AMO == '1' ||
                                (IsFeatureImplemented(FEAT_DoubleFault2) && IsHCRXEL2Enabled\(\) &&
                                !ELUsingAArch32\(EL2\) && HCRX_EL2.TMEA == '1')) &&
                                (IsVirtualErrorPending\(\) || HCR_EL2.VSE == '1'));

        pending_virtual_interrupt = vsei_pending || virq_pending || vfiq_pending;

    boolean pending_delegated_interrupt = (IsFeatureImplemented(FEAT_E3DSE) && PSTATE.EL != EL3 &&
                                           !ELUsingAArch32\(EL3\) && SCR_EL3.<EnDSE,DSE> == '11');

    return pending_physical_interrupt || pending_virtual_interrupt || pending_delegated_interrupt;
```

## Library pseudocode for shared/functions/system/IsASEInstruction

```
// IsASEInstruction()
// =====
// Returns TRUE if the current instruction is an ASIMD or SVE vector instruction.

boolean IsASEInstruction();
```

## Library pseudocode for shared/functions/system/IsCurrentSecurityState

```
// IsCurrentSecurityState()
// =====
// Returns TRUE if the current Security state matches
// the given Security state, and FALSE otherwise.

boolean IsCurrentSecurityState(SecurityState ss)
    return CurrentSecurityState\(\) == ss;
```

## Library pseudocode for shared/functions/system/IsEventRegisterSet

```
// IsEventRegisterSet()
// =====
// Return TRUE if the Event Register of this PE is set, and FALSE if it is clear.

boolean IsEventRegisterSet()
    return EventRegister == '1';
```

## Library pseudocode for shared/functions/system/IsHighestEL

```
// IsHighestEL()
// =====
// Returns TRUE if given exception level is the highest exception level implemented

boolean IsHighestEL(bits(2) el)
    return HighestEL\(\) == el;
```

## Library pseudocode for shared/functions/system/IsInHost

```
// IsInHost()
// =====

boolean IsInHost()
    return ELIsInHost(PSTATE.EL);
```

## Library pseudocode for shared/functions/system/IsSecure

```
// IsSecure()
// =====
// Returns TRUE if current Exception level is in Secure state.

boolean IsSecure()
    if HaveEL(EL3) && !UsingAArch32() && PSTATE.EL == EL3 then
        return TRUE;
    elseif HaveEL(EL3) && UsingAArch32() && PSTATE.M == M32\_Monitor then
        return TRUE;
    return IsSecureBelowEL3();
```

## Library pseudocode for shared/functions/system/IsSecureBelowEL3

```
// IsSecureBelowEL3()
// =====
// Return TRUE if an Exception level below EL3 is in Secure state
// or would be following an exception return to that level.
//
// Differs from IsSecure in that it ignores the current EL or Mode
// in considering security state.
// That is, if at AArch64 EL3 or in AArch32 Monitor mode, whether an
// exception return would pass to Secure or Non-secure state.

boolean IsSecureBelowEL3()
    if HaveEL(EL3) then
        return SCR_curr[].NS == '0';
    elseif HaveEL(EL2) && (!IsFeatureImplemented(FEAT_SEL2) || !HaveAArch64()) then
        // If Secure EL2 is not an architecture option then we must be Non-secure.
        return FALSE;
    else
        // TRUE if processor is Secure or FALSE if Non-secure.
        return boolean IMPLEMENTATION_DEFINED "Secure-only implementation";
```

## Library pseudocode for shared/functions/system/IsSecureEL2Enabled

```
// IsSecureEL2Enabled()
// =====
// Returns TRUE if Secure EL2 is enabled, FALSE otherwise.

boolean IsSecureEL2Enabled()
    if HaveEL(EL2) && IsFeatureImplemented(FEAT_SEL2) then
        if HaveEL(EL3) then
            if !ELUsingAArch32(EL3) && SCR_EL3.EEL2 == '1' then
                return TRUE;
            else
                return FALSE;
        else
            return SecureOnlyImplementation();
    else
        return FALSE;
```

### Library pseudocode for shared/functions/system/LocalTimeoutEvent

```
// LocalTimeoutEvent()
// =====
// Returns TRUE if CNTVCT_EL0 equals or exceeds the localtimeout value.

boolean LocalTimeoutEvent(integer localtimeout);
```

### Library pseudocode for shared/functions/system/Mode\_Bits

```
constant bits(5) M32_User      = '10000';
constant bits(5) M32_FIQ      = '10001';
constant bits(5) M32_IRQ      = '10010';
constant bits(5) M32_Svc      = '10011';
constant bits(5) M32_Monitor = '10110';
constant bits(5) M32_Abort    = '10111';
constant bits(5) M32_Hyp      = '11010';
constant bits(5) M32_Undef    = '11011';
constant bits(5) M32_System   = '11111';
```

### Library pseudocode for shared/functions/system/NonSecureOnlyImplementation

```
// NonSecureOnlyImplementation()
// =====
// Returns TRUE if the security state is always Non-secure for this implementation.

boolean NonSecureOnlyImplementation()
    return boolean IMPLEMENTATION_DEFINED "Non-secure only implementation";
```

### Library pseudocode for shared/functions/system/PLOfEL

```
// PLOfEL()
// =====

PrivilegeLevel PLOfEL(bits(2) el)
    case el of
        when EL3    return if !HaveAArch64\(\) then PL1 else PL3;
        when EL2    return PL2;
        when EL1    return PL1;
        when EL0    return PL0;
```

### Library pseudocode for shared/functions/system/PSTATE

```
ProcState PSTATE;
```

### Library pseudocode for shared/functions/system/PhysicalCountInt

```
// PhysicalCountInt()
// =====
// Returns the integral part of physical count value of the System counter.

bits(64) PhysicalCountInt()
    return PhysicalCount<87:24>;
```

### Library pseudocode for shared/functions/system/PrivilegeLevel

```
// PrivilegeLevel
// =====
// Privilege Level abstraction.

enumeration PrivilegeLevel {PL3, PL2, PL1, PL0};
```

## Library pseudocode for shared/functions/system/ProcState

```
// ProcState
// =====
// Processor state bits.
// There is no significance to the field order.

type ProcState is (
    bits (1) N,          // Negative condition flag
    bits (1) Z,          // Zero condition flag
    bits (1) C,          // Carry condition flag
    bits (1) V,          // Overflow condition flag
    bits (1) D,          // Debug mask bit [AArch64 only]
    bits (1) A,          // SError interrupt mask bit
    bits (1) I,          // IRQ mask bit
    bits (1) F,          // FIQ mask bit
    bits (1) EXLOCK,     // Lock exception return state
    bits (1) PAN,        // Privileged Access Never Bit [v8.1]
    bits (1) UAO,        // User Access Override [v8.2]
    bits (1) DIT,        // Data Independent Timing [v8.4]
    bits (1) TCO,        // Tag Check Override [v8.5, AArch64 only]
    bits (1) PM,         // PMU exception Mask
    bits (1) PPEND,      // synchronous PMU exception to be observed
    bits (2) BTYPE,      // Branch Type [v8.5]
    bits (1) PACM,       // PAC instruction modifier
    bits (1) ZA,         // Accumulation array enabled [SME]
    bits (1) SM,         // Streaming SVE mode enabled [SME]
    bits (1) ALLINT,     // Interrupt mask bit
    bits (1) SS,         // Software step bit
    bits (1) IL,         // Illegal Execution state bit
    bits (2) EL,         // Exception level
    bits (1) nRW,        // Execution state: 0=AArch64, 1=AArch32
    bits (1) SP,         // Stack pointer select: 0=SP0, 1=SPx [AArch64 only]
    bits (1) Q,          // Cumulative saturation flag [AArch32 only]
    bits (4) GE,         // Greater than or Equal flags [AArch32 only]
    bits (1) SSBS,       // Speculative Store Bypass Safe
    bits (8) IT,         // If-then bits, RES0 in CPSR [AArch32 only]
    bits (1) J,          // J bit, RES0 [AArch32 only, RES0 in SPSR and CPSR]
    bits (1) T,          // T32 bit, RES0 in CPSR [AArch32 only]
    bits (1) E,          // Endianness bit [AArch32 only]
    bits (5) M           // Mode field [AArch32 only]
)
```

## Library pseudocode for shared/functions/system/RestoredITBits

```
// RestoredITBits()
// =====
// Get the value of PSTATE.IT to be restored on this exception return.

bits(8) RestoredITBits(bits(N) spsr)
    it = spsr<15:10,26:25>;

    // When PSTATE.IL is set, it is CONSTRAINED UNPREDICTABLE whether the IT bits are each set
    // to zero or copied from the SPSR.
    if PSTATE.IL == '1' then
        if ConstrainUnpredictableBool(Unpredictable\_ILZEROIT) then return '00000000';
        else return it;

    // The IT bits are forced to zero when they are set to a reserved value.
    if !IsZero(it<7:4>) && IsZero(it<3:0>) then
        return '00000000';

    // The IT bits are forced to zero when returning to A32 state, or when returning to an EL
    // with the ITD bit set to 1, and the IT bits are describing a multi-instruction block.
    itd = if PSTATE.EL == EL2 then HSCTLR.ITD else SCTLR.ITD;
    if (spsr<5> == '0' && !IsZero(it)) || (itd == '1' && !IsZero(it<2:0>)) then
        return '00000000';
    else
        return it;
```

### Library pseudocode for shared/functions/system/SCR\_curr

```
// SCR_curr[]
// =====

SCRType SCR_curr[]
// AArch32 secure & AArch64 EL3 registers are not architecturally mapped
assert HaveEL(EL3);
bits(64) r;
if !HaveAArch64() then
    r = ZeroExtend(SCR, 64);
else
    r = SCR_EL3;
return r;
```

### Library pseudocode for shared/functions/system/SecureOnlyImplementation

```
// SecureOnlyImplementation()
// =====
// Returns TRUE if the security state is always Secure for this implementation.

boolean SecureOnlyImplementation()
    return boolean IMPLEMENTATION_DEFINED "Secure-only implementation";
```

### Library pseudocode for shared/functions/system/SecurityState

```
// SecurityState
// =====
// The Security state of an execution context

enumeration SecurityState {
    SS_NonSecure,
    SS_Root,
    SS_Realm,
    SS_Secure
};
```



## Library pseudocode for shared/functions/system/SecurityStateAtEL

```
// SecurityStateAtEL()
// =====
// Returns the effective security state at the exception level based off current settings.

SecurityState SecurityStateAtEL(bits(2) EL)
    if IsFeatureImplemented(FEAT_RME) then
        if EL == EL3 then return SS\_Root;
        effective_nse_ns = SCR_EL3.NSE : EffectiveSCR\_EL3\_NS();
        case effective_nse_ns of
            when '00'
                if IsFeatureImplemented(FEAT_SEL2) then
                    return SS\_Secure;
                else
                    Unreachable();
            when '01'
                return SS\_NonSecure;
            when '11'
                return SS\_Realm;
            otherwise
                Unreachable();

    if !HaveEL(EL3) then
        if SecureOnlyImplementation() then
            return SS\_Secure;
        else
            return SS\_NonSecure;
    elsif EL == EL3 then
        return SS\_Secure;
    else
        // For EL2 call only when EL2 is enabled in current security state
        assert(EL != EL2 || EL2Enabled());
        if !ELUsingAArch32(EL3) then
            return if SCR_EL3.NS == '1' then SS\_NonSecure else SS\_Secure;
        else
            return if SCR.NS == '1' then SS\_NonSecure else SS\_Secure;
```

## Library pseudocode for shared/functions/system/SendEvent

```
// SendEvent()
// =====
// Signal an event to all PEs in a multiprocessor system to set their Event Registers.
// When a PE executes the SEV instruction, it causes this function to be executed.

SendEvent();
```

## Library pseudocode for shared/functions/system/SendEventLocal

```
// SendEventLocal()
// =====
// Set the local Event Register of this PE.
// When a PE executes the SEVL instruction, it causes this function to be executed.

SendEventLocal()
    EventRegister = '1';
    return;
```

## Library pseudocode for shared/functions/system/SetAccumulatedFPExceptions

```
// SetAccumulatedFPExceptions()
// =====
// Stores FP Exceptions accumulated by the PE.

SetAccumulatedFPExceptions(bits(8) accumulated_exceptions);
```



```

// SetPSTATEFromPSR()
// =====

SetPSTATEFromPSR(bits(N) spsr)
    boolean illegal_psr_state = IllegalExceptionReturn(spsr);
    SetPSTATEFromPSR(spsr, illegal_psr_state);

// SetPSTATEFromPSR()
// =====
// Set PSTATE based on a PSR value

SetPSTATEFromPSR(bits(N) spsr_in, boolean illegal_psr_state)
    bits(N) spsr = spsr_in;
    boolean from_aarch64 = !UsingAArch32();
    PSTATE.SS = DebugExceptionReturnSS(spsr);
    if IsFeatureImplemented(FEAT_SEBEP) then
        assert N == 64;
        ExceptionReturnPPEND(ZeroExtend(spsr, 64));

    ShouldAdvanceSS = FALSE;
    if illegal_psr_state then
        PSTATE.IL = '1';
        if IsFeatureImplemented(FEAT_SSBS) then PSTATE.SSBS = bit UNKNOWN;
        if IsFeatureImplemented(FEAT_BTI) then PSTATE.BTYPE = bits(2) UNKNOWN;
        if IsFeatureImplemented(FEAT_UAO) then PSTATE.UAO = bit UNKNOWN;
        if IsFeatureImplemented(FEAT_DIT) then PSTATE.DIT = bit UNKNOWN;
        if IsFeatureImplemented(FEAT_MTE) then PSTATE.TCO = bit UNKNOWN;
        if IsFeatureImplemented(FEAT_PAuth_LR) then PSTATE.PACM = bit UNKNOWN;
    else
        // State that is reinstated only on a legal exception return
        PSTATE.IL = spsr<20>;
        if spsr<4> == '1' then // AArch32 state
            AArch32.WriteMode(spsr<4:0>); // Sets PSTATE.EL correctly
            if IsFeatureImplemented(FEAT_SSBS) then PSTATE.SSBS = spsr<23>;
        else // AArch64 state
            PSTATE.nRW = '0';
            PSTATE.EL = spsr<3:2>;
            PSTATE.SP = spsr<0>;
            if IsFeatureImplemented(FEAT_BTI) then PSTATE.BTYPE = spsr<11:10>;
            if IsFeatureImplemented(FEAT_SSBS) then PSTATE.SSBS = spsr<12>;
            if IsFeatureImplemented(FEAT_UAO) then PSTATE.UAO = spsr<23>;
            if IsFeatureImplemented(FEAT_DIT) then PSTATE.DIT = spsr<24>;
            if IsFeatureImplemented(FEAT_MTE) then PSTATE.TCO = spsr<25>;
            if IsFeatureImplemented(FEAT_GCS) then PSTATE.EXLOCK = spsr<34>;
            if IsFeatureImplemented(FEAT_PAuth_LR) then
                PSTATE.PACM = if IsPACMEnabled() then spsr<35> else '0';

// If PSTATE.IL is set, it is CONSTRAINED UNPREDICTABLE whether the T bit is set to zero or
// copied from SPSR.
if PSTATE.IL == '1' && PSTATE.nRW == '1' then
    if ConstrainUnpredictableBool(Unpredictable\_ILZEROT) then spsr<5> = '0';

// State that is reinstated regardless of illegal exception return
PSTATE.<N,Z,C,V> = spsr<31:28>;
if IsFeatureImplemented(FEAT_PAN) then PSTATE.PAN = spsr<22>;
if PSTATE.nRW == '1' then // AArch32 state
    PSTATE.Q = spsr<27>;
    PSTATE.IT = RestoredITBits(spsr);
    ShouldAdvanceIT = FALSE;
    if IsFeatureImplemented(FEAT_DIT) then
        PSTATE.DIT = (if (Restarting() || from_aarch64) then spsr<24> else spsr<21>);
    PSTATE.GE = spsr<19:16>;
    PSTATE.E = spsr<9>;
    PSTATE.<A,I,F> = spsr<8:6>; // No PSTATE.D in AArch32 state
    PSTATE.T = spsr<5>; // PSTATE.J is RES0
else // AArch64 state
    if IsFeatureImplemented(FEAT_EBEP) then PSTATE.PM = spsr<32>;
    if IsFeatureImplemented(FEAT_NMI) then PSTATE.ALLINT = spsr<13>;
    PSTATE.<D,A,I,F> = spsr<9:6>; // No PSTATE.<Q,IT,GE,E,T> in AArch64 state
return;

```

### Library pseudocode for shared/functions/system/ShouldAdvanceHS

```
boolean ShouldAdvanceHS;
```

### Library pseudocode for shared/functions/system/ShouldAdvanceIT

```
boolean ShouldAdvanceIT;
```

### Library pseudocode for shared/functions/system/ShouldAdvanceSS

```
boolean ShouldAdvanceSS;
```

### Library pseudocode for shared/functions/system/ShouldSetPPEND

```
boolean ShouldSetPPEND;
```

### Library pseudocode for shared/functions/system/SmallestTranslationGranule

```
// SmallestTranslationGranule()
// =====
// Smallest implemented translation granule.

integer SmallestTranslationGranule()
    if boolean IMPLEMENTATION_DEFINED "Has 4K Translation Granule" then return 12;
    if boolean IMPLEMENTATION_DEFINED "Has 16K Translation Granule" then return 14;
    if boolean IMPLEMENTATION_DEFINED "Has 64K Translation Granule" then return 16;
    Unreachable\(\);
```

### Library pseudocode for shared/functions/system/SpeculationBarrier

```
// SpeculationBarrier()
// =====

SpeculationBarrier();
```

### Library pseudocode for shared/functions/system/SyncCounterOverflowed

```
boolean SyncCounterOverflowed;
```

### Library pseudocode for shared/functions/system/SynchronizeContext

```
// SynchronizeContext()
// =====

SynchronizeContext();
```

### Library pseudocode for shared/functions/system/SynchronizeErrors

```
// SynchronizeErrors()
// =====
// Implements the error synchronization event.

SynchronizeErrors();
```

### Library pseudocode for shared/functions/system/TakeUnmaskedPhysicalSErrorInterrupts

```
// TakeUnmaskedPhysicalSErrorInterrupts()
// =====
// Take any pending unmasked physical SError interrupt.

TakeUnmaskedPhysicalSErrorInterrupts(boolean iesb_req);
```

## Library pseudocode for shared/functions/system/TakeUnmaskedSErrorInterrupts

```
// TakeUnmaskedSErrorInterrupts()
// =====
// Take any pending unmasked physical SError interrupt or unmasked virtual SError
// interrupt.

TakeUnmaskedSErrorInterrupts();
```

## Library pseudocode for shared/functions/system/ThisInstr

```
// ThisInstr()
// =====

bits(32) ThisInstr();
```

## Library pseudocode for shared/functions/system/ThisInstrLength

```
// ThisInstrLength()
// =====

integer ThisInstrLength();
```

## Library pseudocode for shared/functions/system/Unreachable

```
// Unreachable()
// =====

Unreachable();
```

## Library pseudocode for shared/functions/system/UsingAArch32

```
// UsingAArch32()
// =====
// Return TRUE if the current Exception level is using AArch32, FALSE if using AArch64.

boolean UsingAArch32()
    boolean aarch32 = (PSTATE.nRW == '1');
    if !HaveAArch32() then assert !aarch32;
    if !HaveAArch64() then assert aarch32;
    return aarch32;
```

## Library pseudocode for shared/functions/system/ValidSecurityStateAtEL

```
// ValidSecurityStateAtEL()
// =====
// Returns TRUE if the current settings and architecture choices for this
// implementation permit a valid Security state at the indicated EL.

boolean ValidSecurityStateAtEL(bits(2) el)
    if !HaveEL(el) then
        return FALSE;

    if el == EL3 then
        return TRUE;

    if IsFeatureImplemented(FEAT_RME) then
        bits(2) effective_nse_ns = SCR_EL3.NSE : EffectiveSCR_EL3_NS();
        if effective_nse_ns == '10' then
            return FALSE;

    if el == EL2 then
        return EL2Enabled();

    return TRUE;
```

### Library pseudocode for shared/functions/system/VirtualFIQPending

```
// VirtualFIQPending()
// =====
// Returns TRUE if there is any pending virtual FIQ.

boolean VirtualFIQPending();
```

### Library pseudocode for shared/functions/system/VirtualIRQPending

```
// VirtualIRQPending()
// =====
// Returns TRUE if there is any pending virtual IRQ.

boolean VirtualIRQPending();
```

### Library pseudocode for shared/functions/system/WFxType

```
// WFxType
// =====
// WFx instruction types.

enumeration WFxType {WfxType_WFE, WfxType_WFI, WfxType_WFET, WfxType_WFIT};
```

### Library pseudocode for shared/functions/system/WaitForEvent

```
// WaitForEvent()
// =====
// PE optionally suspends execution until one of the following occurs:
// - A WFE wakeup event.
// - A reset.
// - The implementation chooses to resume execution.
// - A Wait for Event with Timeout (WFET) is executing, and a local timeout event occurs
// It is IMPLEMENTATION DEFINED whether restarting execution after the period of
// suspension causes the Event Register to be cleared.

WaitForEvent(integer localtimeout)
    if !(IsEventRegisterSet() ||
        (IsFeatureImplemented(FEAT_WFxT) && LocalTimeoutEvent(localtimeout))) && !Halted() then
        EnterLowPowerState();
    return;
```

### Library pseudocode for shared/functions/system/WaitForInterrupt

```
// WaitForInterrupt()
// =====
// PE optionally suspends execution until one of the following occurs:
// - A WFI wakeup event.
// - A reset.
// - The implementation chooses to resume execution.
// - A Wait for Interrupt with Timeout (WFIT) is executing, and a local timeout event occurs.

WaitForInterrupt(integer localtimeout)
    if !(IsFeatureImplemented(FEAT_WFxT) && LocalTimeoutEvent(localtimeout)) && !Halted() then
        EnterLowPowerState();
    return;
```

## Library pseudocode for shared/functions/system/WatchpointRelatedSyndrome

```
// WatchpointRelatedSyndrome()
// =====
// Update common Watchpoint related fields.

bits(24) WatchpointRelatedSyndrome(FaultRecord fault, bits(64) vaddress)
  bits(24) syndrome = Zeros(24);

  if fault.maybe_false_match then
    syndrome<16> = '1'; // WPF
  elsif IsFeatureImplemented(FEAT_Debugv8p2) then
    syndrome<16> = bit IMPLEMENTATION_DEFINED "WPF value on TRUE Watchpoint match";

  if IsSVEAccess(fault.accessdesc) || IsSMEAAccess(fault.accessdesc) then
    if HaltOnBreakpointOrWatchpoint() then
      if boolean IMPLEMENTATION_DEFINED "EDWAR is not valid on watchpoint debug event" then
        syndrome<10> = '1'; // FnV
      else
        if boolean IMPLEMENTATION_DEFINED "FAR is not valid on watchpoint exception" then
          syndrome<10> = '1'; // FnV
        else
          if WatchpointFARNotPrecise(fault) then
            syndrome<15> = '1'; // FnP

  // Watchpoint number is valid if FEAT_Debugv8p9 is implemented or
  // if Feat_Debugv8p2 is implemented and below set of conditions are satisfied:
  // - Either FnV = 1 or FnP = 1.
  // - If the address recorded in FAR is not within a naturally-aligned block of memory.
  // Otherwise, it is IMPLEMENTATION DEFINED if watchpoint number is valid.
  if IsFeatureImplemented(FEAT_Debugv8p9) then
    syndrome<17> = '1'; // WPTV
    syndrome<23:18> = fault.watchpt_num<5:0>; // WPT
  elsif IsFeatureImplemented(FEAT_Debugv8p2) then
    if syndrome<15> == '1' || syndrome<10> == '1' then // Either of FnP or FnV is 1
      syndrome<17> = '1'; // WPTV
    elsif AddressNotInNaturallyAlignedBlock(vaddress) then // WPTV
      syndrome<17> = '1';
    elsif boolean IMPLEMENTATION_DEFINED "WPTV field is valid" then
      syndrome<17> = '1';
    if syndrome<17> == '1' then
      syndrome<23:18> = fault.watchpt_num<5:0>; // WPT
    else
      syndrome<23:18> = bits(6) UNKNOWN;

  return syndrome;
```

## Library pseudocode for shared/functions/unpredictable/ConstrainUnpredictable

```
// ConstrainUnpredictable()
// =====
// Return the appropriate Constraint result to control the caller's behavior.
// The return value is IMPLEMENTATION DEFINED within a permitted list for each
// UNPREDICTABLE case.
// (The permitted list is determined by an assert or case statement at the call site.)

Constraint ConstrainUnpredictable(Unpredictable which);
```

### Library pseudocode for shared/functions/unpredictable/ConstrainUnpredictableBits

```
// ConstrainUnpredictableBits()
// =====

// This is a variant of ConstrainUnpredictable for when the result can be Constraint_UNKNOWN.
// If the result is Constraint_UNKNOWN then the function also returns UNKNOWN value, but that
// value is always an allocated value; that is, one for which the behavior is not itself
// CONSTRAINED.

(Constraint,bits(width)) ConstrainUnpredictableBits(Unpredictable which, integer width);
```

### Library pseudocode for shared/functions/unpredictable/ConstrainUnpredictableBool

```
// ConstrainUnpredictableBool()
// =====
// This is a variant of the ConstrainUnpredictable function where the result is either
// Constraint_TRUE or Constraint_FALSE.

boolean ConstrainUnpredictableBool(Unpredictable which);
```

### Library pseudocode for shared/functions/unpredictable/ConstrainUnpredictableInteger

```
// ConstrainUnpredictableInteger()
// =====
// This is a variant of ConstrainUnpredictable for when the result can be Constraint_UNKNOWN.
// If the result is Constraint_UNKNOWN then the function also returns an UNKNOWN
// value in the range low to high, inclusive.

(Constraint,integer) ConstrainUnpredictableInteger(integer low, integer high,
Unpredictable which);
```

### Library pseudocode for shared/functions/unpredictable/ConstrainUnpredictableProcedure

```
// ConstrainUnpredictableProcedure()
// =====
// This is a variant of ConstrainUnpredictable that implements a Constrained
// Unpredictable behavior for a given Unpredictable situation.
// The behavior is within permitted behaviors for a given Unpredictable situation,
// these are documented in the textual part of the architecture specification.
//
// This function is expected to be refined in an IMPLEMENTATION DEFINED manner.
// The details of possible outcomes may not be present in the code and must be interpreted
// for each use with respect to the CONSTRAINED UNPREDICTABLE specifications
// for the specific area.

ConstrainUnpredictableProcedure(Unpredictable which);
```



## Library pseudocode for shared/functions/unpredictable/Constraint

```
// Constraint
// =====
// List of Constrained Unpredictable behaviors.

enumeration Constraint    { // General
    Constraint_NONE,      // Instruction executes with
                          // no change or side-effect
                          // to its described behavior
    Constraint_UNKNOWN,   // Destination register
                          // has UNKNOWN value
    Constraint_UNDEF,     // Instruction is UNDEFINED
    Constraint_UNDEFEL0,   // Instruction is UNDEFINED at EL0 only
    Constraint_NOP,        // Instruction executes as NOP
    Constraint_TRUE,
    Constraint_FALSE,
    Constraint_DISABLED,
    Constraint_UNCOND,     // Instruction executes unconditionally
    Constraint_COND,       // Instruction executes conditionally
    Constraint_ADDITIONAL_DECODE, // Instruction executes
                          // with additional decode

    // Load-store
    Constraint_WBSUPPRESS,
    Constraint_FAULT,
    Constraint_LIMITED_ATOMICITY, // Accesses are not
                          // single-copy atomic
                          // above the byte level

    Constraint_NVNV1_00,
    Constraint_NVNV1_01,
    Constraint_NVNV1_11,
    Constraint_EL1TIMESTAMP, // Constrain to Virtual Timestamp
    Constraint_EL2TIMESTAMP, // Constrain to Virtual Timestamp
    Constraint_OSH,          // Constrain to Outer Shareable
    Constraint_ISH,          // Constrain to Inner Shareable
    Constraint_NSH,          // Constrain to Nonshareable

    Constraint_NC,          // Constrain to Noncacheable
    Constraint_WT,          // Constrain to Writethrough
    Constraint_WB,          // Constrain to Writeback

    // IPA too large
    Constraint_FORCE, Constraint_FORCENOSLDCHECK,
    // An unallocated System register value maps onto an allocated value
    Constraint_MAPTOALLOCATED,
    // PMSCR_PCT reserved values select Virtual timestamp
    Constraint_PMSCR_PCT_VIRT
};
```



```

// Unpredictable
// =====
// List of Constrained Unpredictable situations.

enumeration Unpredictable {
    // VMSR on MVFR
    Unpredictable_VMSR,
    // Writeback/transfer register overlap (load)
    Unpredictable_WBOVERLAPLD,
    // Writeback/transfer register overlap (store)
    Unpredictable_WBOVERLAPST,
    // Load Pair transfer register overlap
    Unpredictable_LDPOVERLAP,
    // Store-exclusive base/status register overlap
    Unpredictable_BASEOVERLAP,
    // Store-exclusive data/status register overlap
    Unpredictable_DATAOVERLAP,
    // Load-store alignment checks
    Unpredictable_DEVPAGE2,
    // Instruction fetch from Device memory
    Unpredictable_INSTRDEVICE,
    // Reserved CPACR value
    Unpredictable_RESCPACR,
    // Reserved MAIR value
    Unpredictable_RESMAIR,
    // Effect of SCTLr_ELx.C on Tagged attribute
    Unpredictable_S1CTAGGED,
    // Reserved Stage 2 MemAttr value
    Unpredictable_S2RESMEMATTR,
    // Reserved TEX:C:B value
    Unpredictable_RESTEXCB,
    // Reserved PRRR value
    Unpredictable_RESPRRR,
    // Reserved DACR field
    Unpredictable_RESDACR,
    // Reserved VTCR.S value
    Unpredictable_RESVTCRS,
    // Reserved TCR.TnSZ value
    Unpredictable_RESTnSZ,
    // Reserved SCTLr_ELx.TCF value
    Unpredictable_RESTCF,
    // Tag stored to Device memory
    Unpredictable_DEVICETAGSTORE,
    // Out-of-range TCR.TnSZ value
    Unpredictable_OORTnSZ,

    // IPA size exceeds PA size
    Unpredictable_LARGEIPA,
    // Syndrome for a known-passing conditional A32 instruction
    Unpredictable_ESRCONDPASS,
    // Illegal State exception: zero PSTATE.IT
    Unpredictable_ILZEROIT,
    // Illegal State exception: zero PSTATE.T
    Unpredictable_ILZEROT,
    // Debug: prioritization of Vector Catch
    Unpredictable_BPVECTORCATCHPRI,
    // Debug Vector Catch: match on 2nd halfword
    Unpredictable_VCMATCHHALF,
    // Debug Vector Catch: match on Data Abort
    // or Prefetch abort
    Unpredictable_VCMATCHDAPA,
    // Debug watchpoints: nonzero MASK and non-ones BAS
    Unpredictable_WPMASKANDBAS,
    // Debug watchpoints: non-contiguous BAS
    Unpredictable_WPBASCONTIGUOUS,
    // Debug watchpoints: reserved MASK
    Unpredictable_RESWPMASK,
    // Debug watchpoints: nonzero MASKed bits of address
    Unpredictable_WPMASKEDBITS,
    // Debug breakpoints and watchpoints: reserved control bits

```

```

Unpredictable_RESBPWPCTRL,
// Debug breakpoints: not implemented
Unpredictable_BPNOTIMPL,
// Debug breakpoints: reserved type
Unpredictable_RESBPTYPE,
// Debug breakpoints and watchpoints: reserved MDSELR_EL1.BANK
Unpredictable_RESMDSELR,
// Debug breakpoints: not-context-aware breakpoint
Unpredictable_BPNOTCTXCMP,
// Debug breakpoints: match on 2nd halfword of instruction
Unpredictable_BPMATCHHALF,
// Debug breakpoints: mismatch on 2nd halfword of instruction
Unpredictable_BPMISMATCHHALF,
// Debug breakpoints: a breakpoint is linked to that is not
// programmed with linking enabled
Unpredictable_BPLINKINGDISABLED,
// Debug breakpoints: reserved MASK
Unpredictable_RESBPMASK,
// Debug breakpoints: MASK is set for a Context matching
// breakpoint or when DBGBCR_EL1[n].BAS != '1111'
Unpredictable_BPMASK,
// Debug breakpoints: nonzero MASKed bits of address
Unpredictable_BPMASKEDBITS,
// Debug breakpoints: A linked breakpoint is
// linked to an address matching breakpoint
Unpredictable_BPLINKEDADDRMATCH,
// Debug: restart to a misaligned AArch32 PC value
Unpredictable_RESTARTALIGNPC,
// Debug: restart to a not-zero-extended AArch32 PC value
Unpredictable_RESTARTZEROUPPERPC,
// Zero top 32 bits of X registers in AArch32 state
Unpredictable_ZEROUPPER,
// Zero top 32 bits of PC on illegal return to
// AArch32 state
Unpredictable_ERETZEROUPPERPC,
// Force address to be aligned when interworking
// branch to A32 state
Unpredictable_A32FORCEALIGNPC,
// SMC disabled
Unpredictable_SMD,
// FF speculation
Unpredictable_NONFAULT,
// Zero top bits of Z registers in EL change
Unpredictable_SVEZEROUPPER,
// Load mem data in NF loads
Unpredictable_SVELDNFDATA,
// Write zeros in NF loads
Unpredictable_SVELDNFZERO,
// SP alignment fault when predicate is all zero
Unpredictable_CHECKSPNONEACTIVE,
// Zero top bits of ZA registers in EL change
Unpredictable_SMEZEROUPPER,
// Watchpoint match of last rounded up memory access in case of
// 16 byte rounding
Unpredictable_16BYTEROUNDEDUPACCESS,
// Watchpoint match of first rounded down memory access in case of
// 16 byte rounding
Unpredictable_16BYTEROUNDEDOWNACCESS,
// HCR_EL2.<NV,NV1> == '01'
Unpredictable_NVNV1,
// Reserved shareability encoding
Unpredictable_Shareability,
// Access Flag Update by HW
Unpredictable_AFUPDATE,
// Dirty Bit State Update by HW
Unpredictable_DBUPDATE,
// Consider SCTLRL_ELx[].IESB in Debug state
Unpredictable_IESBinDebug,
// Bad settings for PMSFCR_EL1/PMSEVFR_EL1/PMSLATFR_EL1
Unpredictable_BADPMSFCR,

```

```

// Zero saved BType value in SPSR_ELx/DPSR_EL0
Unpredictable_ZEROBTYPE,
// Timestamp constrained to virtual or physical
Unpredictable_EL2TIMESTAMP,
Unpredictable_EL1TIMESTAMP,
// Reserved MDCR_EL3.<NSTBE,NSTB> or MDCR_EL3.<NSPBE,NSPB> value
Unpredictable_RESERVEDNSxB,
// WFET or WFIT instruction in Debug state
Unpredictable_WFXTDEBUG,
// Address does not support LS64 instructions
Unpredictable_LS64UNSUPPORTED,
// Misaligned exclusives, atomics, acquire/release
// to region that are not to Normal inner write-back
// outer write-back are atomic.
Unpredictable_MISALIGNEDATOMIC,
// 128-bit Atomic or 128-bit RCW{S} transfer register overlap
Unpredictable_LSE128OVERLAP,
// Clearing DCC/ITR sticky flags when instruction is in flight
Unpredictable_CLEARERRITZZERO,
// ALUEXCEPTIONRETURN when in user/system mode in
// A32 instructions
Unpredictable_ALUEXCEPTIONRETURN,
// Trap to register in debug state are ignored
Unpredictable_IGNORETRAPINDEBUG,
// Compare DBGxVR.RESS for BP/WP
Unpredictable_DBGxVR_RESS,
// Inaccessible event counter
Unpredictable_PMUEVENTCOUNTER,
// Reserved PMSCR.PCT behavior
Unpredictable_PMSR_PCT,
// MDCR_EL2.HPMN or HDCR.HPMN is larger than PMCR.N or
// FEAT_HPMN0 is not implemented and HPMN is 0.
Unpredictable_RES_HPMN,
// Generate BRB_FILTRATE event on BRB injection
Unpredictable_BRBFILTRATE,
// Generate PMU_SNAPSHOT event in Debug state
Unpredictable_PMUSNAPSHOTEVENT,
// Reserved MDCR_EL3.EPMSSAD value
Unpredictable_RESEPMSAD,
// Reserved PMECR_EL1.SSE value
Unpredictable_RESPMSSE,
// Enable for PMU exception and PMUIRQ
Unpredictable_RESPMEE,
// Operands for CPY*/SET* instructions overlap
Unpredictable_MOPSOVERLAP,
// Operands for CPY*/SET* instructions use 0b11111
// as a register specifier
Unpredictable_MOPS_R31,
// Store-only Tag checking on a failed Atomic Compare and Swap
Unpredictable_STOREONLYTAGCHECKEDCAS,
// Reserved MDCR_EL3.ETBAD value
Unpredictable_RES_ETBAD,
// accessing DBGDSRint via MRC in debug state
Unpredictable_MRC_APSR_TARGET,
// Invalid Streaming Mode filter bits
Unpredictable_RES_PMU_VS,
// Apply Checked Pointer Arithmetic on a sequential access to bytes
// that cross the 0xFFFF_FFFF_FFFF_FFFF boundary.
Unpredictable_CPACHECK,
// Reserved PMEVTYPER<n>_EL0.{TC,TE,TC2} values
Unpredictable_RESTC,
// When FEAT_MTE is implemented, if Memory-access mode is enabled
// and PSTATE.TCO is 0, Reads and writes to the external debug
// interface DTR registers are CONSTRAINED UNPREDICTABLE for tagcheck
Unpredictable_NODTRTAGCHK
};

```

## Library pseudocode for shared/functions/vector/AdvSIMDExpandImm

```
// AdvSIMDExpandImm()
// =====

bits(64) AdvSIMDExpandImm(bit op, bits(4) cmode, bits(8) imm8)
  bits(64) imm64;
  case cmode<3:1> of
    when '000'
      imm64 = Replicate(Zeros(24):imm8, 2);
    when '001'
      imm64 = Replicate(Zeros(16):imm8:Zeros(8), 2);
    when '010'
      imm64 = Replicate(Zeros(8):imm8:Zeros(16), 2);
    when '011'
      imm64 = Replicate(imm8:Zeros(24), 2);
    when '100'
      imm64 = Replicate(Zeros(8):imm8, 4);
    when '101'
      imm64 = Replicate(imm8:Zeros(8), 4);
    when '110'
      if cmode<0> == '0' then
        imm64 = Replicate(Zeros(16):imm8:Ones(8), 2);
      else
        imm64 = Replicate(Zeros(8):imm8:Ones(16), 2);
    when '111'
      if cmode<0> == '0' && op == '0' then
        imm64 = Replicate(imm8, 8);
      if cmode<0> == '0' && op == '1' then
        imm8a = Replicate(imm8<7>, 8); imm8b = Replicate(imm8<6>, 8);
        imm8c = Replicate(imm8<5>, 8); imm8d = Replicate(imm8<4>, 8);
        imm8e = Replicate(imm8<3>, 8); imm8f = Replicate(imm8<2>, 8);
        imm8g = Replicate(imm8<1>, 8); imm8h = Replicate(imm8<0>, 8);
        imm64 = imm8a:imm8b:imm8c:imm8d:imm8e:imm8f:imm8g:imm8h;
      if cmode<0> == '1' && op == '0' then
        imm32 = imm8<7>:NOT(imm8<6>):Replicate(imm8<6>, 5):imm8<5:0>:Zeros(19);
        imm64 = Replicate(imm32, 2);
      if cmode<0> == '1' && op == '1' then
        if UsingAArch32() then ReservedEncoding();
        imm64 = imm8<7>:NOT(imm8<6>):Replicate(imm8<6>, 8):imm8<5:0>:Zeros(48);

  return imm64;
```

## Library pseudocode for shared/functions/vector/MatMulAdd

```
// MatMulAdd()
// =====
//
// Signed or unsigned 8-bit integer matrix multiply and add to 32-bit integer matrix
// result[2, 2] = addend[2, 2] + (op1[2, 8] * op2[8, 2])

bits(N) MatMulAdd(bits(N) addend, bits(N) op1, bits(N) op2, boolean op1_unsigned,
  boolean op2_unsigned)
  assert N == 128;

  bits(N) result;
  bits(32) sum;
  integer prod;

  for i = 0 to 1
    for j = 0 to 1
      sum = Elem[addend, 2*i + j, 32];
      for k = 0 to 7
        prod = (Int(Elem[op1, 8*i + k, 8], op1_unsigned) *
          Int(Elem[op2, 8*j + k, 8], op2_unsigned));
        sum = sum + prod;
      Elem[result, 2*i + j, 32] = sum;

  return result;
```

## Library pseudocode for shared/functions/vector/PolynomialMult

```
// PolynomialMult()
// =====

bits(M+N) PolynomialMult(bits(M) op1, bits(N) op2)
    result = Zeros(M+N);
    extended_op2 = ZeroExtend(op2, M+N);
    for i=0 to M-1
        if op1<i> == '1' then
            result = result EOR LSL(extended_op2, i);
    return result;
```

## Library pseudocode for shared/functions/vector/SatQ

```
// SatQ()
// =====

(bits(N), boolean) SatQ(integer i, integer N, boolean unsigned)
    (result, sat) = if unsigned then UnsignedSatQ(i, N) else SignedSatQ(i, N);
    return (result, sat);
```

## Library pseudocode for shared/functions/vector/SignedSatQ

```
// SignedSatQ()
// =====

(bits(N), boolean) SignedSatQ(integer i, integer N)
    integer result;
    boolean saturated;
    if i > 2^(N-1) - 1 then
        result = 2^(N-1) - 1; saturated = TRUE;
    elsif i < -(2^(N-1)) then
        result = -(2^(N-1)); saturated = TRUE;
    else
        result = i; saturated = FALSE;
    return (result<N-1:0>, saturated);
```

## Library pseudocode for shared/functions/vector/UnsignedRSqrtEstimate

```
// UnsignedRSqrtEstimate()
// =====

bits(N) UnsignedRSqrtEstimate(bits(N) operand)
    assert N == 32;
    bits(N) result;
    if operand<N-1:N-2> == '00' then // Operands <= 0x3FFFFFFF produce 0xFFFFFFFF
        result = Ones(N);
    else
        // input is in the range 0x40000000 .. 0xffffffff representing [0.25 .. 1.0)
        // estimate is in the range 256 .. 511 representing [1.0 .. 2.0)
        increasedprecision = FALSE;
        estimate = RecipSqrtEstimate(UInt(operand<31:23>), increasedprecision);
        // result is in the range 0x80000000 .. 0xff800000 representing [1.0 .. 2.0)
        result = estimate<8:0> : Zeros(N-9);

    return result;
```

## Library pseudocode for shared/functions/vector/UnsignedRecipEstimate

```
// UnsignedRecipEstimate()
// =====

bits(N) UnsignedRecipEstimate(bits(N) operand)
    assert N == 32;
    bits(N) result;
    if operand<N-1> == '0' then // Operands <= 0x7FFFFFFF produce 0xFFFFFFFF
        result = Ones(N);
    else
        // input is in the range 0x80000000 .. 0xffffffff representing [0.5 .. 1.0)

        // estimate is in the range 256 to 511 representing [1.0 .. 2.0)
        increasedprecision = FALSE;
        estimate = RecipEstimate(UInt(operand<31:23>), increasedprecision);

        // result is in the range 0x80000000 .. 0xff800000 representing [1.0 .. 2.0)
        result = estimate<8:0> : Zeros(N-9);

    return result;
```

## Library pseudocode for shared/functions/vector/UnsignedSatQ

```
// UnsignedSatQ()
// =====

(bits(N), boolean) UnsignedSatQ(integer i, integer N)
    integer result;
    boolean saturated;
    if i > 2^N - 1 then
        result = 2^N - 1; saturated = TRUE;
    elsif i < 0 then
        result = 0; saturated = TRUE;
    else
        result = i; saturated = FALSE;
    return (result<N-1:0>, saturated);
```

## Library pseudocode for shared/trace/Common/DebugMemWrite

```
// DebugMemWrite()
// =====
// Write data to memory one byte at a time. Starting at the passed virtual address.
// Used by SPE.

(PhysMemRetStatus, AddressDescriptor) DebugMemWrite(bits(64) vaddress, AccessDescriptor accdesc,
                                                    boolean aligned, bits(8) data)

    PhysMemRetStatus memstatus = PhysMemRetStatus UNKNOWN;

    // Translate virtual address
    AddressDescriptor addrdesc;
    integer size = 1;
    addrdesc = AArch64.TranslateAddress(vaddress, accdesc, aligned, size);

    if IsFault(addrdesc) then
        return (memstatus, addrdesc);

    memstatus = PhysMemWrite(addrdesc, 1, accdesc, data);

    return (memstatus, addrdesc);
```





```

// DebugWriteExternalAbort()
// =====
// Populate the syndrome register for an External abort caused by a call of DebugMemWrite().

DebugWriteExternalAbort(PhysMemRetStatus memstatus, AddressDescriptor addrdesc,
                        bits(64) start_vaddr)

    boolean iswrite = TRUE;

    boolean handle_as_SError = FALSE;
    boolean async_external_abort = FALSE;
    bits(64) syndrome;
    case addrdesc.fault.accessdesc.acctype of
        when AccessType\_SPE
            handle_as_SError = boolean IMPLEMENTATION_DEFINED "SPE SyncExternal as SError";
            async_external_abort = boolean IMPLEMENTATION_DEFINED "SPE async External abort";
            syndrome = PMBSR_EL1<63:0>;
        otherwise
            Unreachable();

    boolean ttw_abort;
    ttw_abort = addrdesc.fault.statuscode IN {Fault\_SyncExternalOnWalk,
                                              Fault\_SyncParityOnWalk};
    Fault statuscode = if ttw_abort then addrdesc.fault.statuscode else memstatus.statuscode;
    bit extflag = if ttw_abort then addrdesc.fault.extflag else memstatus.extflag;
    if (statuscode IN {Fault\_AsyncExternal, Fault\_AsyncParity} || handle_as_SError) then
        // ASYNC Fault -> SError or SYNC Fault handled as SError
        FaultRecord fault = NoFault();
        boolean parity = statuscode IN {Fault\_SyncParity, Fault\_AsyncParity,
                                       Fault\_SyncParityOnWalk};
        fault.statuscode = if parity then Fault\_AsyncParity else Fault\_AsyncExternal;
        if IsFeatureImplemented(FEAT_RAS) then
            fault.merrorstate = memstatus.merrorstate;
        fault.extflag = extflag;
        fault.accessdesc.acctype = addrdesc.fault.accessdesc.acctype;
        PendSErrorsInterrupt(fault);
    else
        // SYNC Fault, not handled by SError
        // Generate Buffer Management Event
        // EA bit
        syndrome<18> = '1';

        // DL bit for SPE
        if addrdesc.fault.accessdesc.acctype == AccessType\_SPE && (async_external_abort ||
            (start_vaddr != addrdesc.vaddress)) then
            syndrome<19> = '1';

        // Do not change following values if previous Buffer Management Event
        // has not been handled.
        // S bit
        if IsZero(syndrome<17>) then
            syndrome<17> = '1';

        // EC bits
        bits(6) ec;
        if (IsFeatureImplemented(FEAT_RME) && addrdesc.fault.gpcf.gpf != GPCF\_None &&
            addrdesc.fault.gpcf.gpf != GPCF\_Fail) then
            ec = '011110';
        else
            ec = if addrdesc.fault.secondstage then '100101' else '100100';
        syndrome<31:26> = ec;

        // MSS bits
        if async_external_abort then
            syndrome<15:0> = Zeros(10) : '010001';
        else
            syndrome<15:0> = Zeros(10) : EncodeLDFSC(statuscode, addrdesc.fault.level);

    case addrdesc.fault.accessdesc.acctype of
        when AccessType\_SPE

```

```

        PMBSR_EL1<63:0> = syndrome;
    otherwise
        Unreachable();

```

## Library pseudocode for shared/trace/Common/DebugWriteFault

```

// DebugWriteFault()
// =====
// Populate the syndrome register for a Translation fault caused by a call of DebugMemWrite().

DebugWriteFault(bits(64) vaddress, FaultRecord fault)
    bits(64) syndrome;
    case fault.accessdesc.acctype of
        when AccessType\_SPE
            syndrome = PMBSR_EL1<63:0>;
        otherwise
            Unreachable();

    // MSS
    syndrome<15:0> = Zeros(10) : EncodeLDFSC(fault.statuscode, fault.level);

    // MSS2
    syndrome<55:32> = Zeros(24);

    // EC bits
    bits(6) ec;
    if (IsFeatureImplemented(FEAT_RME) && fault.gpcf.gpf != GPCF\_None &&
        fault.gpcf.gpf != GPCF\_Fail) then
        ec = '011110';
    else
        ec = if fault.secondstage then '100101' else '100100';
    syndrome<31:26> = ec;

    // S bit
    syndrome<17> = '1';

    if fault.statuscode == Fault\_Permission then
        // assuredonly bit
        syndrome<39> = if fault.assuredonly then '1' else '0';
        // overlay bit
        syndrome<38> = if fault.overlay then '1' else '0';
        // dirtybit
        syndrome<37> = if fault.dirtybit then '1' else '0';

    case fault.accessdesc.acctype of
        when AccessType\_SPE
            PMBSR_EL1<63:0> = syndrome;
        otherwise
            Unreachable();

    // Buffer Write Pointer already points to the address that generated the fault.
    // Writing to memory never started so no data loss. DL is unchanged.

    return;

```

## Library pseudocode for shared/trace/Common/GetTimestamp

```
// GetTimestamp()
// =====
// Returns the Timestamp depending on the type

bits(64) GetTimestamp(TimeStamp timeStampType)
    case timeStampType of
        when TimeStamp Physical
            return PhysicalCountInt();
        when TimeStamp Virtual
            return PhysicalCountInt() - CNTVOFF_EL2;
        when TimeStamp OffsetPhysical
            bits(64) physoff = if PhysicalOffsetIsValid() then CNTPOFF_EL2 else Zeros(64);
            return PhysicalCountInt() - physoff;
        when TimeStamp None
            return Zeros(64);
        when TimeStamp CoreSight
            return bits(64) IMPLEMENTATION_DEFINED "CoreSight timestamp";
        otherwise
            Unreachable();
```

## Library pseudocode for shared/trace/Common/PhysicalOffsetIsValid

```
// PhysicalOffsetIsValid()
// =====
// Returns whether the Physical offset for the timestamp is valid

boolean PhysicalOffsetIsValid()
    if !HaveAArch64() then
        return FALSE;
    elsif !HaveEL(EL2) || !IsFeatureImplemented(FEAT_ECV) then
        return FALSE;
    elsif HaveEL(EL3) && SCR_EL3.NS == '1' && EffectiveSCR_EL3_RW() == '0' then
        return FALSE;
    elsif HaveEL(EL3) && SCR_EL3.ECVEN == '0' then
        return FALSE;
    elsif CNTHCTL_EL2.ECV == '0' then
        return FALSE;
    else
        return TRUE;
```

## Library pseudocode for shared/trace/TraceBranch/BranchNotTaken

```
// BranchNotTaken()
// =====
// Called when a branch is not taken.

BranchNotTaken(BranchType branchtype, boolean branch_conditional)
    boolean branchtaken = FALSE;
    if IsFeatureImplemented(FEAT_SPE) then
        SPEBranch(bits(64) UNKNOWN, branchtype, branch_conditional, branchtaken);
    return;
```

## Library pseudocode for shared/trace/TraceBuffer/AllowExternalTraceBufferAccess

```
// AllowExternalTraceBufferAccess()
// =====
// Returns TRUE if an external debug interface access to the Trace Buffer
// registers is allowed, FALSE otherwise.
// The access may also be subject to OS Lock, power-down, etc.

boolean AllowExternalTraceBufferAccess()
    return AllowExternalTraceBufferAccess(AccessState());

// AllowExternalTraceBufferAccess()
// =====
// Returns TRUE if an external debug interface access to the Trace Buffer
// registers is allowed for the given Security state, FALSE otherwise.
// The access may also be subject to OS Lock, power-down, etc.

boolean AllowExternalTraceBufferAccess(SecurityState access_state)
    assert IsFeatureImplemented(FEAT_TRBE_EXT);
    // FEAT_Debugv8p4 is always implemented when FEAT_TRBE_EXT is implemented.
    assert IsFeatureImplemented(FEAT_Debugv8p4);

    bits(2) etbad = if HaveEL(EL3) then MDCR_EL3.ETBAD else '11';

    // Check for reserved values
    if !IsFeatureImplemented(FEAT_RME) && etbad IN {'01','10'} then
        (-, etbad) = ConstrainUnpredictableBits(Unpredictable\_RES\_ETBAD, 2);
        // The value returned by ConstrainUnpredictableBits must be a
        // non-reserved value
        assert etbad IN {'00', '11'};

    case etbad of
        when '00'
            if IsFeatureImplemented(FEAT_RME) then
                return access_state == SS\_Root;
            else
                return access_state == SS\_Secure;
        when '01'
            assert IsFeatureImplemented(FEAT_RME);
            return access_state IN {SS\_Root, SS\_Realm};
        when '10'
            assert IsFeatureImplemented(FEAT_RME);
            return access_state IN {SS\_Root, SS\_Secure};
        when '11'
            return TRUE;
```

## Library pseudocode for shared/trace/TraceBuffer/TraceBufferEnabled

```
// TraceBufferEnabled()
// =====

boolean TraceBufferEnabled()
    if !IsFeatureImplemented(FEAT_TRBE) || TRBLIMITR_EL1.E == '0' then
        return FALSE;
    if !SelfHostedTraceEnabled() then
        return FALSE;
    (-, el) = TraceBufferOwner();
    return !ELUsingAArch32(el);
```

## Library pseudocode for shared/trace/TraceBuffer/TraceBufferOwner

```
// TraceBufferOwner()
// =====
// Return the owning Security state and Exception level. Must only be called
// when SelfHostedTraceEnabled() is TRUE.

(SecurityState, bits(2)) TraceBufferOwner()
    assert IsFeatureImplemented(FEAT_TRBE) && SelfHostedTraceEnabled\(\);

    SecurityState owning_ss;
    if HaveEL\(EL3\) then
        bits(3) state_bits;
        if IsFeatureImplemented(FEAT_RME) then
            state_bits = MDCR_EL3.<NSTBE,NSTB>;
            if (state_bits IN {'10x'} ||
                (!IsFeatureImplemented(FEAT_SEL2) && state_bits IN {'00x'})) then
                // Reserved value
                (-, state_bits) = ConstrainUnpredictableBits\(Unpredictable\_RESERVEDNSxB, 3\);
        else
            state_bits = '0' : MDCR_EL3.NSTB;

        case state_bits of
            when '00x' owning_ss = SS\_Secure;
            when '01x' owning_ss = SS\_NonSecure;
            when '11x' owning_ss = SS\_Realm;
        else
            owning_ss = if SecureOnlyImplementation\(\) then SS\_Secure else SS\_NonSecure;
    bits(2) owning_el;
    if HaveEL\(EL2\) && (owning_ss != SS\_Secure || IsSecureEL2Enabled\(\)) then
        owning_el = if MDCR_EL2.E2TB == '00' then EL2 else EL1;
    else
        owning_el = EL1;
    return (owning_ss, owning_el);
```

## Library pseudocode for shared/trace/TraceBuffer/TraceBufferRunning

```
// TraceBufferRunning()
// =====

boolean TraceBufferRunning()
    return TraceBufferEnabled\(\) && TRBSR_EL1.S == '0';
```

## Library pseudocode for shared/trace/TraceInstrumentationAllowed/TraceInstrumentationAllowed

```
// TraceInstrumentationAllowed()
// =====
// Returns TRUE if Instrumentation Trace is allowed
// in the given Exception level and Security state.

boolean TraceInstrumentationAllowed(SecurityState ss, bits(2) el)
    if !IsFeatureImplemented(FEAT_ITE) then return FALSE;
    if ELUsingAArch32(el) then return FALSE;

    if TraceAllowed(el) then
        bit ite_bit;
        case el of
            when EL3 ite_bit = '0';
            when EL2 ite_bit = TRCITECR_EL2.E2E;
            when EL1 ite_bit = TRCITECR_EL1.E1E;
            when EL0
                if EffectiveTGE() == '1' then
                    ite_bit = TRCITECR_EL2.E0HE;
                else
                    ite_bit = TRCITECR_EL1.E0E;

        if SelfHostedTraceEnabled() then
            return ite_bit == '1';
        else
            bit el_bit;
            bit ss_bit;
            case el of
                when EL0 el_bit = TRCITEEDCR.E0;
                when EL1 el_bit = TRCITEEDCR.E1;
                when EL2 el_bit = TRCITEEDCR.E2;
                when EL3 el_bit = TRCITEEDCR.E3;
            case ss of
                when SS Realm ss_bit = TRCITEEDCR.RL;
                when SS Secure ss_bit = TRCITEEDCR.S;
                when SS NonSecure ss_bit = TRCITEEDCR.NS;
                otherwise ss_bit = '1';

            boolean ed_allowed = ss_bit == '1' && el_bit == '1';

            if TRCCONFIGR.ITO == '1' then
                return ed_allowed;
            else
                return ed_allowed && ite_bit == '1';
        else
            return FALSE;
```

## Library pseudocode for shared/trace/selfhosted/EffectiveE0HTRE

```
// EffectiveE0HTRE()
// =====
// Returns effective E0HTRE value

bit EffectiveE0HTRE()
    return if ELUsingAArch32(EL2) then HTRFCR.E0HTRE else TRFCR_EL2.E0HTRE;
```

## Library pseudocode for shared/trace/selfhosted/EffectiveE0TRE

```
// EffectiveE0TRE()
// =====
// Returns effective E0TRE value

bit EffectiveE0TRE()
    return if ELUsingAArch32(EL1) then TRFCR.E0TRE else TRFCR_EL1.E0TRE;
```

## Library pseudocode for shared/trace/selfhosted/EffectiveE1TRE

```
// EffectiveE1TRE()
// =====
// Returns effective E1TRE value

bit EffectiveE1TRE()
    return if UsingAArch32() then TRFCR.E1TRE else TRFCR_EL1.E1TRE;
```

## Library pseudocode for shared/trace/selfhosted/EffectiveE2TRE

```
// EffectiveE2TRE()
// =====
// Returns effective E2TRE value

bit EffectiveE2TRE()
    return if UsingAArch32() then HTRFCR.E2TRE else TRFCR_EL2.E2TRE;
```

## Library pseudocode for shared/trace/selfhosted/SelfHostedTraceEnabled

```
// SelfHostedTraceEnabled()
// =====
// Returns TRUE if Self-hosted Trace is enabled.

boolean SelfHostedTraceEnabled()
    bit secure_trace_enable = '0';
    if !(HaveTraceExt() && IsFeatureImplemented(FEAT_TRF)) then return FALSE;
    if EDSCR.TFO == '0' then return TRUE;
    if IsFeatureImplemented(FEAT_RME) then
        secure_trace_enable = if IsFeatureImplemented(FEAT_SEL2) then MDCR_EL3.STE else '0';
        return ((secure_trace_enable == '1' && !ExternalSecureNoninvasiveDebugEnabled()) ||
            (MDCR_EL3.RLTE == '1' && !ExternalRealmNoninvasiveDebugEnabled()));
    if HaveEL(EL3) then
        secure_trace_enable = if ELUsingAArch32(EL3) then SDCR.STE else MDCR_EL3.STE;
    else
        secure_trace_enable = if SecureOnlyImplementation() then '1' else '0';

    if secure_trace_enable == '1' && !ExternalSecureNoninvasiveDebugEnabled() then
        return TRUE;

    return FALSE;
```



## Library pseudocode for shared/trace/selfhosted/TraceAllowed

```
// TraceAllowed()
// =====
// Returns TRUE if Self-hosted Trace is allowed in the given Exception level.

boolean TraceAllowed(bits(2) el)
    if !HaveTraceExt() then return FALSE;
    if SelfHostedTraceEnabled() then
        boolean trace_allowed;
        ss = SecurityStateAtEL(el);
        // Detect scenarios where tracing in this Security state is never allowed.
        case ss of
            when SS_NonSecure
                trace_allowed = TRUE;
            when SS_Secure
                bit trace_bit;
                if HaveEL(EL3) then
                    trace_bit = if ELUsingAArch32(EL3) then SDCR.STE else MDCR_EL3.STE;
                else
                    trace_bit = '1';
                trace_allowed = trace_bit == '1';
            when SS_Realm
                trace_allowed = MDCR_EL3.RLTE == '1';
            when SS_Root
                trace_allowed = FALSE;

        // Tracing is prohibited if the trace buffer owning security state is not the
        // current Security state or the owning Exception level is a lower Exception level.
        if IsFeatureImplemented(FEAT_TRBE) && TraceBufferEnabled() then
            (owning_ss, owning_el) = TraceBufferOwner();
            if (ss != owning_ss || UInt(owning_el) < UInt(el) ||
                (EffectiveTGE() == '1' && owning_el == EL1)) then
                trace_allowed = FALSE;

    bit TRE_bit;
    case el of
        when EL3 TRE_bit = if !HaveAArch64() then TRFCR.E1TRE else '0';
        when EL2 TRE_bit = EffectiveE2TRE();
        when EL1 TRE_bit = EffectiveE1TRE();
        when EL0
            if EffectiveTGE() == '1' then
                TRE_bit = EffectiveE0HTRE();
            else
                TRE_bit = EffectiveE0TRE();

    return trace_allowed && TRE_bit == '1';
else
    return ExternalNoninvasiveDebugAllowed(el);
```

## Library pseudocode for shared/trace/selfhosted/TraceContextIDR2

```
// TraceContextIDR2()
// =====

boolean TraceContextIDR2()
    if !TraceAllowed(PSTATE.EL) || !HaveEL(EL2) then return FALSE;
    return (!SelfHostedTraceEnabled() || TRFCR_EL2.CX == '1');
```

## Library pseudocode for shared/trace/selfhosted/TraceSynchronizationBarrier

```
// TraceSynchronizationBarrier()
// =====
// Memory barrier instruction that preserves the relative order of memory accesses to System
// registers due to trace operations and other memory accesses to the same registers

TraceSynchronizationBarrier();
```

## Library pseudocode for shared/trace/selfhosted/TraceTimeStamp

```
// TraceTimeStamp()
// =====

TimeStamp TraceTimeStamp()
    if SelfHostedTraceEnabled() then
        if HaveEL(EL2) then
            TS_el2 = TRFCR_EL2.TS;
            if !IsFeatureImplemented(FEAT_ECV) && TS_el2 == '10' then
                // Reserved value
                (-, TS_el2) = ConstrainUnpredictableBits(Unpredictable\_EL2TIMESTAMP, 2);

            case TS_el2 of
                when '00'
                    // Falls out to check TRFCR_EL1.TS
                when '01'
                    return TimeStamp\_Virtual;
                when '10'
                    // Otherwise ConstrainUnpredictableBits removes this case
                    assert IsFeatureImplemented(FEAT_ECV);
                    return TimeStamp\_OffsetPhysical;
                when '11'
                    return TimeStamp\_Physical;

            TS_el1 = TRFCR_EL1.TS;
            if TS_el1 == '00' || (!IsFeatureImplemented(FEAT_ECV) && TS_el1 == '10') then
                // Reserved value
                (-, TS_el1) = ConstrainUnpredictableBits(Unpredictable\_EL1TIMESTAMP, 2);

            case TS_el1 of
                when '01'
                    return TimeStamp\_Virtual;
                when '10'
                    assert IsFeatureImplemented(FEAT_ECV);
                    return TimeStamp\_OffsetPhysical;
                when '11'
                    return TimeStamp\_Physical;
                otherwise
                    Unreachable(); // ConstrainUnpredictableBits removes this case
            else
                return TimeStamp\_CoreSight;
```

## Library pseudocode for shared/trace/system/IsTraceCorePowered

```
// IsTraceCorePowered()
// =====
// Returns TRUE if the Trace Core Power Domain is powered up

boolean IsTraceCorePowered();
```

## Library pseudocode for shared/translation/at

```
enumeration TranslationStage {
    TranslationStage_1,
    TranslationStage_12
};

enumeration ATAccess {
    ATAccess_Read,
    ATAccess_Write,
    ATAccess_Any,
    ATAccess_ReadPAN,
    ATAccess_WritePAN
};
```

## Library pseudocode for shared/translation/at/EncodePARAttr

```
// EncodePARAttr()
// =====
// Convert orthogonal attributes and hints to 64-bit PAR ATTR field.

bits(8) EncodePARAttr(MemoryAttributes memattr)
    bits(8) result;

    if IsFeatureImplemented(FEAT_MTE) && memattr.tags == MemTag_AllocationTagged then
        if IsFeatureImplemented(FEAT_MTE_PERM) && memattr.notagaccess then
            result<7:0> = '11100000';
        else
            result<7:0> = '11110000';
        return result;

    if memattr.memtype == MemType_Device then
        result<7:4> = '0000';
        case memattr.device of
            when DeviceType_nGnRnE result<3:0> = '0000';
            when DeviceType_nGnRE result<3:0> = '0100';
            when DeviceType_nGRE result<3:0> = '1000';
            when DeviceType_GRE result<3:0> = '1100';
            otherwise Unreachable();
        result<0> = NOT memattr.xs;
    else
        if memattr.xs == '0' then
            if (memattr.outer.attrs == MemAttr_WT && memattr.inner.attrs == MemAttr_WT &&
                !memattr.outer.transient && memattr.outer.hints == MemHint_RA) then
                return '10100000';
            elsif memattr.outer.attrs == MemAttr_NC && memattr.inner.attrs == MemAttr_NC then
                return '01000000';

            if memattr.outer.attrs == MemAttr_WT then
                result<7:6> = if memattr.outer.transient then '00' else '10';
                result<5:4> = memattr.outer.hints;
            elsif memattr.outer.attrs == MemAttr_WB then
                result<7:6> = if memattr.outer.transient then '01' else '11';
                result<5:4> = memattr.outer.hints;
            else // MemAttr_NC
                result<7:4> = '0100';

            if memattr.inner.attrs == MemAttr_WT then
                result<3:2> = if memattr.inner.transient then '00' else '10';
                result<1:0> = memattr.inner.hints;
            elsif memattr.inner.attrs == MemAttr_WB then
                result<3:2> = if memattr.inner.transient then '01' else '11';
                result<1:0> = memattr.inner.hints;
            else // MemAttr_NC
                result<3:0> = '0100';

        return result;
```

## Library pseudocode for shared/translation/at/PAREncodeShareability

```
// PAREncodeShareability()
// =====
// Derive 64-bit PAR SH field.

bits(2) PAREncodeShareability(MemoryAttributes memattrs)
    if (memattrs.memtype == MemType\_Device ||
        (memattrs.inner.attrs == MemAttr\_NC &&
         memattrs.outer.attrs == MemAttr\_NC)) then
        // Force Outer-Shareable on Device and Normal Non-Cacheable memory
        return '10';

    case memattrs.shareability of
        when Shareability\_NSH return '00';
        when Shareability\_ISH return '11';
        when Shareability\_OSH return '10';
```

## Library pseudocode for shared/translation/at/ReportedPARAttrs

```
// ReportedPARAttrs()
// =====
// The value returned in this field can be the resulting attribute, as determined by any permitted
// implementation choices and any applicable configuration bits, instead of the value that appears
// in the translation table descriptor.

bits(8) ReportedPARAttrs(bits(8) parattrs);
```

## Library pseudocode for shared/translation/at/ReportedPARShareability

```
// ReportedPARShareability()
// =====
// The value returned in SH field can be the resulting attribute, as determined by any
// permitted implementation choices and any applicable configuration bits, instead of
// the value that appears in the translation table descriptor.

bits(2) ReportedPARShareability(bits(2) sh);
```

## Library pseudocode for shared/translation/attrs/DecodeDevice

```
// DecodeDevice()
// =====
// Decode output Device type

DeviceType DecodeDevice(bits(2) device)
    case device of
        when '00' return DeviceType\_nGnRnE;
        when '01' return DeviceType\_nGnRE;
        when '10' return DeviceType\_nGRE;
        when '11' return DeviceType\_GRE;
```

## Library pseudocode for shared/translation/attrs/DecodeLDFAttr

```
// DecodeLDFAttr()
// =====
// Decode memory attributes using LDF (Long Descriptor Format) mapping

MemAttrHints DecodeLDFAttr(bits(4) attr)
    MemAttrHints ldfattr;

    if attr IN {'x0xx'} then ldfattr.attrs = MemAttr\_WT; // Write-through
    elsif attr == '0100' then ldfattr.attrs = MemAttr\_NC; // Non-cacheable
    elsif attr IN {'x1xx'} then ldfattr.attrs = MemAttr\_WB; // Write-back
    else
        Unreachable();

    // Allocation hints are applicable only to cacheable memory.
    if ldfattr.attrs != MemAttr\_NC then
        case attr<1:0> of
            when '00' ldfattr.hints = MemHint\_No; // No allocation hints
            when '01' ldfattr.hints = MemHint\_WA; // Write-allocate
            when '10' ldfattr.hints = MemHint\_RA; // Read-allocate
            when '11' ldfattr.hints = MemHint\_RWA; // Read/Write allocate

    // The Transient hint applies only to cacheable memory with some allocation hints.
    if ldfattr.attrs != MemAttr\_NC && ldfattr.hints != MemHint\_No then
        ldfattr.transient = attr<3> == '0';

    return ldfattr;
```

## Library pseudocode for shared/translation/attrs/DecodeSDFAttr

```
// DecodeSDFAttr()
// =====
// Decode memory attributes using SDF (Short Descriptor Format) mapping

MemAttrHints DecodeSDFAttr(bits(2) rgn)
    MemAttrHints sdfattr;

    case rgn of
        when '00' // Non-cacheable (no allocate)
            sdfattr.attrs = MemAttr\_NC;
        when '01' // Write-back, Read and Write allocate
            sdfattr.attrs = MemAttr\_WB;
            sdfattr.hints = MemHint\_RWA;
        when '10' // Write-through, Read allocate
            sdfattr.attrs = MemAttr\_WT;
            sdfattr.hints = MemHint\_RA;
        when '11' // Write-back, Read allocate
            sdfattr.attrs = MemAttr\_WB;
            sdfattr.hints = MemHint\_RA;

    sdfattr.transient = FALSE;

    return sdfattr;
```

## Library pseudocode for shared/translation/attrs/DecodeShareability

```
// DecodeShareability()
// =====
// Decode shareability of target memory region

Shareability DecodeShareability(bits(2) sh)
    case sh of
        when '10' return Shareability\_OSH;
        when '11' return Shareability\_ISH;
        when '00' return Shareability\_NSH;
        otherwise
            case ConstrainUnpredictable(Unpredictable Shareability) of
                when Constraint\_OSH return Shareability\_OSH;
                when Constraint\_ISH return Shareability\_ISH;
                when Constraint\_NSH return Shareability\_NSH;
```

## Library pseudocode for shared/translation/attrs/EffectiveShareability

```
// EffectiveShareability()
// =====
// Force Outer Shareability on Device and Normal iNCoNC memory

Shareability EffectiveShareability(MemoryAttributes memattrs)
    if (memattrs.memtype == MemType\_Device ||
        (memattrs.inner.attrs == MemAttr\_NC &&
         memattrs.outer.attrs == MemAttr\_NC)) then
        return Shareability\_OSH;
    else
        return memattrs.shareability;
```

## Library pseudocode for shared/translation/attrs/NormalNCMemAttr

```
// NormalNCMemAttr()
// =====
// Normal Non-cacheable memory attributes

MemoryAttributes NormalNCMemAttr()
    MemAttrHints non_cacheable;
    non_cacheable.attrs = MemAttr\_NC;

    MemoryAttributes nc_memattrs;
    nc_memattrs.memtype      = MemType\_Normal;
    nc_memattrs.outer        = non_cacheable;
    nc_memattrs.inner        = non_cacheable;
    nc_memattrs.shareability = Shareability\_OSH;
    nc_memattrs.tags         = MemTag\_Untagged;
    nc_memattrs.notagaccess  = FALSE;

    return nc_memattrs;
```

## Library pseudocode for shared/translation/attrs/S1ConstrainUnpredictableRESMAIR

```
// S1ConstrainUnpredictableRESMAIR()
// =====
// Determine whether a reserved value occupies MAIR_ELx.AttrN

boolean S1ConstrainUnpredictableRESMAIR(bits(8) attr, boolean slaarch64)
    case attr of
        when '0000xx01' return !(slaarch64 && IsFeatureImplemented(FEAT_XS));
        when '0000xxxx' return attr<1:0> != '00';
        when '01000000' return !(slaarch64 && IsFeatureImplemented(FEAT_XS));
        when '10100000' return !(slaarch64 && IsFeatureImplemented(FEAT_XS));
        when '11110000' return !(slaarch64 && IsFeatureImplemented(FEAT_MTE2));
        when 'xxxx0000' return TRUE;
        otherwise       return FALSE;
```

## Library pseudocode for shared/translation/attrs/S1DecodeMemAttrs

```
// S1DecodeMemAttrs()
// =====
// Decode MAIR-format memory attributes assigned in stage 1

MemoryAttributes S1DecodeMemAttrs(bits(8) attr_in, bits(2) sh, boolean slaarch64,
                                   S1TWPParams walkparams)

bits(8) attr = attr_in;
if S1ConstrainUnpredictableRESMAIR(attr, slaarch64) then
    (-, attr) = ConstrainUnpredictableBits(Unpredictable\_RESMAIR, 8);

MemoryAttributes memattrs;
case attr of
    when '0000xxxx' // Device memory
        memattrs.memtype = MemType\_Device;
        memattrs.device  = DecodeDevice(attr<3:2>);
        memattrs.xs      = if slaarch64 then NOT attr<0> else '1';
    when '01000000'
        assert slaarch64 && IsFeatureImplemented(FEAT_XS);
        memattrs.memtype = MemType\_Normal;
        memattrs.outer.attrs = MemAttr\_NC;
        memattrs.inner.attrs = MemAttr\_NC;
        memattrs.xs         = '0';

    when '10100000'
        assert slaarch64 && IsFeatureImplemented(FEAT_XS);
        memattrs.memtype = MemType\_Normal;
        memattrs.outer.attrs = MemAttr\_WT;
        memattrs.outer.hints = MemHint\_RA;
        memattrs.outer.transient = FALSE;
        memattrs.inner.attrs = MemAttr\_WT;
        memattrs.inner.hints = MemHint\_RA;
        memattrs.inner.transient = FALSE;
        memattrs.xs           = '0';
    when '11110000' // Tagged memory
        assert slaarch64 && IsFeatureImplemented(FEAT_MTE2);
        memattrs.memtype = MemType\_Normal;
        memattrs.outer.attrs = MemAttr\_WB;
        memattrs.outer.hints = MemHint\_RWA;
        memattrs.outer.transient = FALSE;
        memattrs.inner.attrs = MemAttr\_WB;
        memattrs.inner.hints = MemHint\_RWA;
        memattrs.inner.transient = FALSE;
        memattrs.xs           = '0';
    otherwise
        memattrs.memtype = MemType\_Normal;
        memattrs.outer    = DecodeLDFAttr(attr<7:4>);
        memattrs.inner    = DecodeLDFAttr(attr<3:0>);

        if (memattrs.inner.attrs == MemAttr\_WB &&
            memattrs.outer.attrs == MemAttr\_WB) then
            memattrs.xs = '0';
        else
            memattrs.xs = '1';
    if slaarch64 && attr IN {'11110000'} then
        memattrs.tags = MemTag\_AllocationTagged;
    elsif slaarch64 && walkparams.mtx == '1' then
        memattrs.tags = MemTag\_CanonicallyTagged;
    else
        memattrs.tags = MemTag\_Untagged;

    memattrs.notagaccess = FALSE;

    memattrs.shareability = DecodeShareability(sh);

return memattrs;
```

## Library pseudocode for shared/translation/attrs/S2CombineS1AttrHints

```
// S2CombineS1AttrHints()
// =====
// Determine resultant Normal memory cacheability and allocation hints from
// combining stage 1 Normal memory attributes and stage 2 cacheability attributes.

MemAttrHints S2CombineS1AttrHints(MemAttrHints s1_attrhints, MemAttrHints s2_attrhints)
    MemAttrHints attrhints;

    if s1_attrhints.attrs == MemAttr_NC || s2_attrhints.attrs == MemAttr_NC then
        attrhints.attrs = MemAttr_NC;
    elsif s1_attrhints.attrs == MemAttr_WT || s2_attrhints.attrs == MemAttr_WT then
        attrhints.attrs = MemAttr_WT;
    else
        attrhints.attrs = MemAttr_WB;

    // Stage 2 does not assign any allocation hints
    // Instead, they are inherited from stage 1
    if attrhints.attrs != MemAttr_NC then
        attrhints.hints      = s1_attrhints.hints;
        attrhints.transient = s1_attrhints.transient;

    return attrhints;
```

## Library pseudocode for shared/translation/attrs/S2CombineS1Device

```
// S2CombineS1Device()
// =====
// Determine resultant Device type from combining output memory attributes
// in stage 1 and Device attributes in stage 2

DeviceType S2CombineS1Device(DeviceType s1_device, DeviceType s2_device)
    if s1_device == DeviceType_nGnRnE || s2_device == DeviceType_nGnRnE then
        return DeviceType_nGnRnE;
    elsif s1_device == DeviceType_nGnRE || s2_device == DeviceType_nGnRE then
        return DeviceType_nGnRE;
    elsif s1_device == DeviceType_nGRE || s2_device == DeviceType_nGRE then
        return DeviceType_nGRE;
    else
        return DeviceType_GRE;
```



## Library pseudocode for shared/translation/attrs/S2CombineS1MemAttrs

```
// S2CombineS1MemAttrs()
// =====
// Combine stage 2 with stage 1 memory attributes

MemoryAttributes S2CombineS1MemAttrs(MemoryAttributes s1_memattrs, MemoryAttributes s2_memattrs,
                                     boolean s2aarch64)

    MemoryAttributes memattrs;

    if s1_memattrs.memtype == MemType_Device && s2_memattrs.memtype == MemType_Device then
        memattrs.memtype = MemType_Device;
        memattrs.device = S2CombineS1Device(s1_memattrs.device, s2_memattrs.device);
    elseif s1_memattrs.memtype == MemType_Device then // S2 Normal, S1 Device
        memattrs = s1_memattrs;
    elseif s2_memattrs.memtype == MemType_Device then // S2 Device, S1 Normal
        memattrs = s2_memattrs;
    else // S2 Normal, S1 Normal
        memattrs.memtype = MemType_Normal;
        memattrs.inner = S2CombineS1AttrHints(s1_memattrs.inner, s2_memattrs.inner);
        memattrs.outer = S2CombineS1AttrHints(s1_memattrs.outer, s2_memattrs.outer);

    memattrs.tags = S2MemTagType(memattrs, s1_memattrs.tags);

    if !IsFeatureImplemented(FEAT_MTE_PERM) then
        memattrs.notagaccess = FALSE;
    else
        memattrs.notagaccess = (s2_memattrs.notagaccess &&
                                s1_memattrs.tags == MemTag_AllocationTagged);
    memattrs.shareability = S2CombineS1Shareability(s1_memattrs.shareability,
                                                    s2_memattrs.shareability);

    if (memattrs.memtype == MemType_Normal &&
        memattrs.inner.attrs == MemAttr_WB &&
        memattrs.outer.attrs == MemAttr_WB) then
        memattrs.xs = '0';
    elseif s2aarch64 then
        memattrs.xs = s2_memattrs.xs AND s1_memattrs.xs;
    else
        memattrs.xs = s1_memattrs.xs;

    memattrs.shareability = EffectiveShareability(memattrs);
    return memattrs;
```

## Library pseudocode for shared/translation/attrs/S2CombineS1Shareability

```
// S2CombineS1Shareability()
// =====
// Combine stage 2 shareability with stage 1

Shareability S2CombineS1Shareability(Shareability s1_shareability,
                                     Shareability s2_shareability)

    if (s1_shareability == Shareability_OSH ||
        s2_shareability == Shareability_OSH) then
        return Shareability_OSH;
    elseif (s1_shareability == Shareability_ISH ||
           s2_shareability == Shareability_ISH) then
        return Shareability_ISH;
    else
        return Shareability_NSH;
```

## Library pseudocode for shared/translation/attrs/S2DecodeCacheability

```
// S2DecodeCacheability()
// =====
// Determine the stage 2 cacheability for Normal memory

MemAttrHints S2DecodeCacheability(bits(2) attr)
    MemAttrHints s2attr;

    case attr of
        when '01' s2attr.attrs = MemAttr_NC; // Non-cacheable
        when '10' s2attr.attrs = MemAttr_WT; // Write-through
        when '11' s2attr.attrs = MemAttr_WB; // Write-back
        otherwise // Constrained unpredictable
            case ConstrainUnpredictable(Unpredictable S2RESMEMATTR) of
                when Constraint_NC s2attr.attrs = MemAttr_NC;
                when Constraint_WT s2attr.attrs = MemAttr_WT;
                when Constraint_WB s2attr.attrs = MemAttr_WB;

    // Stage 2 does not assign hints or the transient property
    // They are inherited from stage 1 if the result of the combination allows it
    s2attr.hints = bits(2) UNKNOWN;
    s2attr.transient = boolean UNKNOWN;

    return s2attr;
```

## Library pseudocode for shared/translation/attrs/S2DecodeMemAttrs

```
// S2DecodeMemAttrs()
// =====
// Decode stage 2 memory attributes

MemoryAttributes S2DecodeMemAttrs(bits(4) attr, bits(2) sh, boolean s2aarch64)
    MemoryAttributes memattrs;

    case attr of
        when '00xx' // Device memory
            memattrs.memtype = MemType_Device;
            memattrs.device = DecodeDevice(attr<1:0>);
        when '0100' // Normal, Inner+Outer WB cacheable NoTagAccess memory
            if s2aarch64 && IsFeatureImplemented(FEAT_MTE_PERM) then
                memattrs.memtype = MemType_Normal;
                memattrs.outer = S2DecodeCacheability('11'); // Write-back
                memattrs.inner = S2DecodeCacheability('11'); // Write-back
            else
                memattrs.memtype = MemType_Normal;
                memattrs.outer = S2DecodeCacheability(attr<3:2>);
                memattrs.inner = S2DecodeCacheability(attr<1:0>);
        otherwise // Normal memory
            memattrs.memtype = MemType_Normal;
            memattrs.outer = S2DecodeCacheability(attr<3:2>);
            memattrs.inner = S2DecodeCacheability(attr<1:0>);

    memattrs.shareability = DecodeShareability(sh);

    if s2aarch64 && IsFeatureImplemented(FEAT_MTE_PERM) then
        memattrs.notagaccess = attr == '0100';
    else
        memattrs.notagaccess = FALSE;

    return memattrs;
```

## Library pseudocode for shared/translation/attrs/S2MemTagType

```
// S2MemTagType()
// =====
// Determine whether the combined output memory attributes of stage 1 and
// stage 2 indicate tagged memory

MemTagType S2MemTagType(MemoryAttributes s2_memattrs, MemTagType s1_tagtype)

    if !IsFeatureImplemented(FEAT_MTE2) then
        return MemTag_Untagged;

    if ((s1_tagtype == MemTag_AllocationTagged) &&
        (s2_memattrs.memtype == MemType_Normal) &&
        (s2_memattrs.inner.attrs == MemAttr_WB) &&
        (s2_memattrs.inner.hints == MemHint_RWA) &&
        (!s2_memattrs.inner.transient) &&
        (s2_memattrs.outer.attrs == MemAttr_WB) &&
        (s2_memattrs.outer.hints == MemHint_RWA) &&
        (!s2_memattrs.outer.transient)) then
        return MemTag_AllocationTagged;

    // Return what stage 1 asked for if we can, otherwise Untagged.
    if s1_tagtype != MemTag_AllocationTagged then
        return s1_tagtype;

    return MemTag_Untagged;
```

## Library pseudocode for shared/translation/attrs/WalkMemAttrs

```
// WalkMemAttrs()
// =====
// Retrieve memory attributes of translation table walk

MemoryAttributes WalkMemAttrs(bits(2) sh, bits(2) irgn, bits(2) orgn)
    MemoryAttributes walkmemattrs;

    walkmemattrs.memtype = MemType_Normal;
    walkmemattrs.shareability = DecodeShareability(sh);
    walkmemattrs.inner = DecodeSDFAttr(irgn);
    walkmemattrs.outer = DecodeSDFAttr(orgn);
    walkmemattrs.tags = MemTag_Untagged;
    if (walkmemattrs.inner.attrs == MemAttr_WB &&
        walkmemattrs.outer.attrs == MemAttr_WB) then
        walkmemattrs.xs = '0';
    else
        walkmemattrs.xs = '1';
    walkmemattrs.notagaccess = FALSE;

    return walkmemattrs;
```

## Library pseudocode for shared/translation/faults/AlignmentFault

```
// AlignmentFault()
// =====
// Return a fault record indicating an Alignment fault not due to memory type has occurred
// for a specific access

FaultRecord AlignmentFault(AccessDescriptor accdesc)
    FaultRecord fault;

    fault.statuscode = Fault\_Alignment;
    fault.accessdesc = accdesc;
    fault.secondstage = FALSE;
    fault.s2fslwalk = FALSE;
    fault.write = !accdesc.read && accdesc.write;
    fault.gpcfs2walk = FALSE;
    fault.gpcf = GPCNoFault();

    return fault;
```

## Library pseudocode for shared/translation/faults/ExclusiveFault

```
// ExclusiveFault()
// =====
// Return a fault record indicating an Exclusive fault for a specific access

FaultRecord ExclusiveFault(AccessDescriptor accdesc)
    FaultRecord fault;

    fault.statuscode = Fault\_Exclusive;
    fault.accessdesc = accdesc;
    fault.secondstage = FALSE;
    fault.s2fslwalk = FALSE;
    fault.write = !accdesc.read && accdesc.write;
    fault.gpcfs2walk = FALSE;
    fault.gpcf = GPCNoFault();

    return fault;
```

## Library pseudocode for shared/translation/faults/NoFault

```
// NoFault()
// =====
// Return a clear fault record indicating no faults have occurred

FaultRecord NoFault()
    FaultRecord fault;

    fault.statuscode = Fault\_None;
    fault.accessdesc = AccessDescriptor UNKNOWN;
    fault.secondstage = FALSE;
    fault.s2fslwalk = FALSE;
    fault.dirtybit = FALSE;
    fault.overlay = FALSE;
    fault.toplevel = FALSE;
    fault.assuredonly = FALSE;
    fault.s1tagnotdata = FALSE;
    fault.tagaccess = FALSE;
    fault.gpcfs2walk = FALSE;
    fault.gpcf = GPCNoFault();
    fault.hdbssf = FALSE;

    return fault;

// NoFault()
// =====
// Return a clear fault record indicating no faults have occurred for a specific access

FaultRecord NoFault(AccessDescriptor accdesc)
    FaultRecord fault;

    fault.statuscode = Fault\_None;
    fault.accessdesc = accdesc;
    fault.secondstage = FALSE;
    fault.s2fslwalk = FALSE;
    fault.dirtybit = FALSE;
    fault.overlay = FALSE;
    fault.toplevel = FALSE;
    fault.assuredonly = FALSE;
    fault.s1tagnotdata = FALSE;
    fault.tagaccess = FALSE;
    fault.write = !accdesc.read && accdesc.write;
    fault.gpcfs2walk = FALSE;
    fault.gpcf = GPCNoFault();
    fault.hdbssf = FALSE;

    return fault;
```

## Library pseudocode for shared/translation/gpc/AbovePPS

```
// AbovePPS()
// =====
// Returns TRUE if an address exceeds the range configured in GPCCR_EL3.PPS.

boolean AbovePPS(bits(56) address)
    constant integer pps = DecodePPS();
    if pps >= 56 then
        return FALSE;

    return IsZero(address<55:pps);
```

## Library pseudocode for shared/translation/gpc/DecodeGPTBlock

```
// DecodeGPTBlock()
// =====
// Validate and decode a GPT Block descriptor

(GPCF, GPTEntry) DecodeGPTBlock(PGSe pgs, bits(64) gpt_entry)
  assert gpt_entry<3:0> == GPT_Block;
  GPTEntry result;

  if !IsZero(gpt_entry<63:8>) then
    return (GPCF_Walk, GPTEntry UNKNOWN);

  if !GPValid(gpt_entry<7:4>) then
    return (GPCF_Walk, GPTEntry UNKNOWN);

  result.gpi = gpt_entry<7:4>;
  result.level = 0;

  // GPT information from a level 0 GPT Block descriptor is permitted
  // to be cached in a TLB as though the Block is a contiguous region
  // of granules each of the size configured in GPCCR_EL3.PGS.
  case pgs of
    when PGS_4KB result.size = GPTRange_4KB;
    when PGS_16KB result.size = GPTRange_16KB;
    when PGS_64KB result.size = GPTRange_64KB;
    otherwise Unreachable();
  result.contig_size = GPTL0Size();

  return (GPCF_None, result);
```

## Library pseudocode for shared/translation/gpc/DecodeGPTContiguous

```
// DecodeGPTContiguous()
// =====
// Validate and decode a GPT Contiguous descriptor

(GPCF, GPTEntry) DecodeGPTContiguous(PGSe pgs, bits(64) gpt_entry)
  assert gpt_entry<3:0> == GPT_Contig;
  GPTEntry result;

  if !IsZero(gpt_entry<63:10>) then
    return (GPCF_Walk, result);

  result.gpi = gpt_entry<7:4>;
  if !GPValid(result.gpi) then
    return (GPCF_Walk, result);

  case pgs of
    when PGS_4KB result.size = GPTRange_4KB;
    when PGS_16KB result.size = GPTRange_16KB;
    when PGS_64KB result.size = GPTRange_64KB;
    otherwise Unreachable();

  case gpt_entry<9:8> of
    when '01' result.contig_size = GPTRange_2MB;
    when '10' result.contig_size = GPTRange_32MB;
    when '11' result.contig_size = GPTRange_512MB;
    otherwise return (GPCF_Walk, GPTEntry UNKNOWN);

  result.level = 1;

  return (GPCF_None, result);
```

## Library pseudocode for shared/translation/gpc/DecodeGPTGranules

```
// DecodeGPTGranules()
// =====
// Validate and decode a GPT Granules descriptor

(GPCF, GPTEntry) DecodeGPTGranules(PGSe pgs, integer index, bits(64) gpt_entry)
  GPTEntry result;

  for i = 0 to 15
    if !GPIValid(gpt_entry<i*4+:4>) then
      return (GPCF_Walk, result);

  result.gpi = gpt_entry<index*4+:4>;

  case pgs of
    when PGS_4KB result.size = GPTRange_4KB;
    when PGS_16KB result.size = GPTRange_16KB;
    when PGS_64KB result.size = GPTRange_64KB;
    otherwise Unreachable();

  result.contig_size = result.size; // No contiguity
  result.level = 1;

  return (GPCF_None, result);
```

## Library pseudocode for shared/translation/gpc/DecodeGPTTable

```
// DecodeGPTTable()
// =====
// Validate and decode a GPT Table descriptor

(GPCF, GPTTable) DecodeGPTTable(PGSe pgs, bits(64) gpt_entry)
  assert gpt_entry<3:0> == GPT_Table;
  GPTTable result;

  if !IsZero(gpt_entry<63:52,11:4>) then
    return (GPCF_Walk, GPTTable UNKNOWN);

  constant integer l0sz = GPTL0Size();
  constant integer p = DecodePGSRange(pgs);

  if !IsZero(gpt_entry<(l0sz-p)-2:12>) then
    return (GPCF_Walk, GPTTable UNKNOWN);

  case pgs of
    when PGS_4KB result.address = gpt_entry<55:17>:Zeros(17);
    when PGS_16KB result.address = gpt_entry<55:15>:Zeros(15);
    when PGS_64KB result.address = gpt_entry<55:13>:Zeros(13);
    otherwise Unreachable();

  // The address must be within the range covered by the GPT
  if AbovePPS(result.address) then
    return (GPCF_AddressSize, GPTTable UNKNOWN);

  return (GPCF_None, result);
```

## Library pseudocode for shared/translation/gpc/DecodePGS

```
// DecodePGS()
// =====

PGSe DecodePGS(bits(2) pgs)
  case pgs of
    when '00' return PGS_4KB;
    when '10' return PGS_16KB;
    when '01' return PGS_64KB;
    otherwise Unreachable();
```

## Library pseudocode for shared/translation/gpc/DecodePGSRange

```
// DecodePGSRange()
// =====

integer DecodePGSRange(PGSe pgs)
  case pgs of
    when PGS\_4KB return GPTRange\_4KB;
    when PGS\_16KB return GPTRange\_16KB;
    when PGS\_64KB return GPTRange\_64KB;
    otherwise Unreachable();
```

## Library pseudocode for shared/translation/gpc/DecodePPS

```
// DecodePPS()
// =====
// Size of region protected by the GPT, in bits.

integer DecodePPS()
  case GPCCR_EL3.PPS of
    when '000' return 32;
    when '001' return 36;
    when '010' return 40;
    when '011' return 42;
    when '100' return 44;
    when '101' return 48;
    when '110' return 52;
    otherwise Unreachable();
```

## Library pseudocode for shared/translation/gpc/GPCFault

```
// GPCFault()
// =====
// Constructs and returns a GPCF

GPCFRecord GPCFault(GPCF gpf, integer level)
  GPCFRecord fault;
  fault.gpf = gpf;
  fault.level = level;
  return fault;
```

## Library pseudocode for shared/translation/gpc/GPCNoFault

```
// GPCNoFault()
// =====
// Returns the default properties of a GPCF that does not represent a fault

GPCFRecord GPCNoFault()
  GPCFRecord result;
  result.gpf = GPCF\_None;
  return result;
```



## Library pseudocode for shared/translation/gpc/GPCRegistersConsistent

```
// GPCRegistersConsistent()
// =====
// Returns whether the GPT registers are configured correctly.
// This returns false if any fields select a Reserved value.

boolean GPCRegistersConsistent()

    // Check for Reserved register values
    if GPCCR_EL3.PPS == '111' || DecodePPS\(\) > AArch64.PAMax\(\) then
        return FALSE;
    if GPCCR_EL3.PGS == '11' then
        return FALSE;
    if GPCCR_EL3.SH == '01' then
        return FALSE;

    // Inner and Outer Non-cacheable requires Outer Shareable
    if GPCCR_EL3.<ORGN, IRGN> == '0000' && GPCCR_EL3.SH != '10' then
        return FALSE;

    return TRUE;
```

## Library pseudocode for shared/translation/gpc/GPICheck

```
// GPICheck()
// =====
// Returns whether an access to a given physical address space is permitted
// given the configured GPI value.
// paspace: Physical address space of the access
// gpi: Value read from GPT for the access
// ss: Security state of the access

boolean GPICheck(PASpace paspace, bits(4) gpi, SecurityState ss)
    case gpi of
        when GPT\_NoAccess
            return FALSE;
        when GPT\_Secure
            assert IsFeatureImplemented(FEAT_SEL2);
            return paspace == PAS\_Secure;
        when GPT\_NonSecure
            return paspace == PAS\_NonSecure;
        when GPT\_Root
            return paspace == PAS\_Root;
        when GPT\_Realm
            return paspace == PAS\_Realm;
        when GPT\_NonSecureOnly
            assert IsFeatureImplemented(FEAT_RME_GPC2);
            return paspace == PAS\_NonSecure && (ss IN {SS\_Root, SS\_NonSecure});
        when GPT\_Any
            return TRUE;
        otherwise
            Unreachable\(\);
```

## Library pseudocode for shared/translation/gpc/GPIIndex

```
// GPIIndex()
// =====

integer GPIIndex(bits(56) pa)
    case DecodePGS(GPCCR_EL3.PGS) of
        when PGS\_4KB return UInt(pa<15:12>);
        when PGS\_16KB return UInt(pa<17:14>);
        when PGS\_64KB return UInt(pa<19:16>);
        otherwise Unreachable\(\);
```

## Library pseudocode for shared/translation/gpc/GPIValid

```
// GPIValid()
// =====
// Returns whether a given value is a valid encoding for a GPI value

boolean GPIValid(bits(4) gpi)
  if gpi == GPT\_Secure then
    return IsFeatureImplemented(FEAT_SEL2);
  elsif gpi == GPT\_NonSecureOnly then
    return IsFeatureImplemented(FEAT_RME_GPC2) && GPCCR_EL3.NSO == '1';

  return gpi IN {GPT\_NoAccess,
                 GPT\_NonSecure,
                 GPT\_Root,
                 GPT\_Realm,
                 GPT\_Any};
```

## Library pseudocode for shared/translation/gpc/GPTL0Size

```
// GPTL0Size()
// =====
// Returns number of bits covered by a level 0 GPT entry

integer GPTL0Size()
  case GPCCR_EL3.L0GPTSZ of
    when '0000' return GPTRange\_1GB;
    when '0100' return GPTRange\_16GB;
    when '0110' return GPTRange\_64GB;
    when '1001' return GPTRange\_512GB;
    otherwise Unreachable();
  return 30;
```

## Library pseudocode for shared/translation/gpc/GPTLevel0Index

```
// GPTLevel0Index()
// =====
// Compute the level 0 index based on input PA.

integer GPTLevel0Index(bits(56) pa)
  // Input address and index bounds
  constant integer pps = DecodePPS();
  constant integer l0sz = GPTL0Size();
  if pps <= l0sz then
    return 0;

  return UInt(pa<pps-1:l0sz>);
```

## Library pseudocode for shared/translation/gpc/GPTLevel1Index

```
// GPTLevel1Index()
// =====
// Compute the level 1 index based on input PA.

integer GPTLevel1Index(bits(56) pa)
  // Input address and index bounds
  constant integer l0sz = GPTL0Size();
  case DecodePGS(GPCCR_EL3.PGS) of
    when PGS\_4KB return UInt(pa<l0sz-1:16>);
    when PGS\_16KB return UInt(pa<l0sz-1:18>);
    when PGS\_64KB return UInt(pa<l0sz-1:20>);
    otherwise Unreachable();
```



```

// GPTWalk()
// =====
// Get the GPT entry for a given physical address, pa

(GPCFRecord, GPTEntry) GPTWalk(bits(56) pa, AccessDescriptor accdesc)

    // GPT base address
    bits(56) base;
    pgs = DecodePGS(GPCCR_EL3.PGS);

    // The level 0 GPT base address is aligned to the greater of:
    // * the size of the level 0 GPT, determined by GPCCR_EL3.{PPS, LOGPTSZ}.
    // * 4KB
    base = ZeroExtend(GPTBR_EL3.BADDR:Zeros(12), 56);
    pps = DecodePPS();
    l0sz = GPTL0Size();
    constant integer alignment = Max((pps - l0sz) + 3, 12);
    base = base AND NOT ZeroExtend(Ones(alignment), 56);

    AccessDescriptor gptaccdesc = CreateAccDescGPTW(accdesc);

    // Access attributes and address for GPT fetches
    AddressDescriptor gptaddrdesc;
    gptaddrdesc.memattrs = WalkMemAttrs(GPCCR_EL3.SH, GPCCR_EL3.ORG, GPCCR_EL3.IRG);
    gptaddrdesc.fault = NoFault(gptaccdesc);

    // Address of level 0 GPT entry
    gptaddrdesc.paddress.paspace = PAS\_Root;
    gptaddrdesc.paddress.address = base + GPTLevel0Index(pa) * 8;

    // Fetch LOGPT entry
    bits(64) level_0_entry;
    PhysMemRetStatus memstatus;
    (memstatus, level_0_entry) = PhysMemRead(gptaddrdesc, 8, gptaccdesc);
    if IsFault(memstatus) then
        return (GPCFault(GPCF\_EABT, 0), GPTEntry UNKNOWN);

    GPTEntry result;
    GPTTable table;
    GPCF gpf;
    case level_0_entry<3:0> of
        when GPT\_Block
            // Decode the GPI value and return that
            (gpf, result) = DecodeGPTBlock(pgs, level_0_entry);
            result.pa = pa;
            return (GPCFault(gpf, 0), result);
        when GPT\_Table
            // Decode the table entry and continue walking
            (gpf, table) = DecodeGPTTable(pgs, level_0_entry);
            if gpf != GPCF\_None then
                return (GPCFault(gpf, 0), GPTEntry UNKNOWN);
            otherwise
                // GPF - invalid encoding
                return (GPCFault(GPCF\_Walk, 0), GPTEntry UNKNOWN);

    // Must be a GPT Table entry
    assert level_0_entry<3:0> == GPT\_Table;

    // Address of level 1 GPT entry
    offset = GPTLevel1Index(pa) * 8;
    gptaddrdesc.paddress.address = table.address + offset;

    // Fetch L1GPT entry
    bits(64) level_1_entry;
    (memstatus, level_1_entry) = PhysMemRead(gptaddrdesc, 8, gptaccdesc);
    if IsFault(memstatus) then
        return (GPCFault(GPCF\_EABT, 1), GPTEntry UNKNOWN);

    case level_1_entry<3:0> of
        when GPT\_Contig

```

```

        (gpf, result) = DecodeGPTContiguous(pgs, level_1_entry);
    otherwise
        gpi_index = GPIIndex(pa);
        (gpf, result) = DecodeGPTGranules(pgs, gpi_index, level_1_entry);

if gpf != GPCF\_None then
    return (GPCFault(gpf, 1), GPTEntry UNKNOWN);

result.pa = pa;
return (GPCNoFault(), result);

```

## Library pseudocode for shared/translation/gpc/GranuleProtectionCheck

```
// GranuleProtectionCheck()
// =====
// Returns whether a given access is permitted, according to the
// granule protection check.
// addrdesc and accdesc describe the access to be checked.

GPCFRecord GranuleProtectionCheck(AddressDescriptor addrdesc, AccessDescriptor accdesc)

    assert IsFeatureImplemented(FEAT_RME);
    // The address to be checked
    address = addrdesc.paddress;

    // Bypass mode - all accesses pass
    if GPCCR_EL3.GPC == '0' then
        return GPCNoFault();

    // Configuration consistency check
    if !GPCRegistersConsistent() then
        return GPCFault(GPCF\_Walk, 0);

    if IsFeatureImplemented(FEAT_RME_GPC2) then
        boolean access_disabled;

        case address.paspace of
            when PAS\_Secure      access_disabled = GPCCR_EL3.SPAD == '1';
            when PAS\_NonSecure  access_disabled = GPCCR_EL3.NSPAD == '1';
            when PAS\_Realm      access_disabled = GPCCR_EL3.RLPAD == '1';
            when PAS\_Root       access_disabled = FALSE;
            otherwise           Unreachable();

        if access_disabled then
            return GPCFault(GPCF\_Fail, 0);

    // Input address size check
    if AbovePPS(address.address) then
        if (address.paspace == PAS\_NonSecure ||
            (IsFeatureImplemented(FEAT_RME_GPC2) && GPCCR_EL3.APPSAA == '1')) then
            return GPCNoFault();
        else
            return GPCFault(GPCF\_Fail, 0);

    // GPT base address size check
    bits(56) gpt_base = ZeroExtend(GPTBR_EL3.BADDR:Zeros(12), 56);
    if AbovePPS(gpt_base) then
        return GPCFault(GPCF\_AddressSize, 0);

    // GPT lookup
    (gpcf, gpt_entry) = GPTWalk(address.address, accdesc);
    if gpcf.gpf != GPCF\_None then
        return gpcf;

    // Check input physical address space against GPI
    permitted = GPICheck(address.paspace, gpt_entry.gpi, accdesc.ss);

    if !permitted then
        gpcf = GPCFault(GPCF\_Fail, gpt_entry.level);
        return gpcf;

    // Check passed

    return GPCNoFault();
```

## Library pseudocode for shared/translation/gpc/PGS

```
// PGS
// ===
// Physical granule size

enumeration PGSe {
    PGS_4KB,
    PGS_16KB,
    PGS_64KB
};
```

## Library pseudocode for shared/translation/gpc/Table

```
constant bits(4) GPT_NoAccess      = '0000';
constant bits(4) GPT_Table         = '0011';
constant bits(4) GPT_Block         = '0001';
constant bits(4) GPT_Contig        = '0001';
constant bits(4) GPT_Secure        = '1000';
constant bits(4) GPT_NonSecure     = '1001';
constant bits(4) GPT_Root          = '1010';
constant bits(4) GPT_Realm         = '1011';
constant bits(4) GPT_NonSecureOnly = '1101';
constant bits(4) GPT_Any           = '1111';

constant integer GPTRange_4KB      = 12;
constant integer GPTRange_16KB     = 14;
constant integer GPTRange_64KB     = 16;
constant integer GPTRange_2MB      = 21;
constant integer GPTRange_32MB     = 25;
constant integer GPTRange_512MB    = 29;
constant integer GPTRange_1GB      = 30;
constant integer GPTRange_16GB     = 34;
constant integer GPTRange_64GB     = 36;
constant integer GPTRange_512GB    = 39;

type GPTTable is (
    bits(56) address      // Base address of next table
)

type GPTEntry is (
    bits(4)  gpi,          // GPI value for this region
    integer  size,         // Region size
    integer  contig_size,  // Contiguous region size
    integer  level,        // Level of GPT lookup
    bits(56) pa            // PA uniquely identifying the GPT entry
)
```

## Library pseudocode for shared/translation/translation/S1TranslationRegime

```
// S1TranslationRegime()
// =====
// Stage 1 translation regime for the given Exception level

bits(2) S1TranslationRegime(bits(2) el)
    if el != EL0 then
        return el;
    elsif HaveEL\(EL3\) && ELUsingAArch32\(EL3\) && SCR.NS == '0' then
        return EL3;
    elsif IsFeatureImplemented(FEAT_VHE) && ELIsInHost(el) then
        return EL2;
    else
        return EL1;

// S1TranslationRegime()
// =====
// Returns the Exception level controlling the current Stage 1 translation regime. For the most
// part this is unused in code because the System register accessors (SCTLR_ELx[], etc.) implicitly
// return the correct value.

bits(2) S1TranslationRegime()
    return S1TranslationRegime(PSTATE.EL);
```

## Library pseudocode for shared/translation/vmsa/AddressDescriptor

```
constant integer FINAL_LEVEL = 3;

// AddressDescriptor
// =====
// Descriptor used to access the underlying memory array.

type AddressDescriptor is (
    FaultRecord      fault,          // fault.statuscode indicates whether the address is valid
    MemoryAttributes memattrs,
    FullAddress      paddress,
    boolean          slassured,     // Stage 1 Assured Translation Property
    boolean          s2fslmro,     // Stage 2 MRO permission for Stage 1
    bits(16)         mecid,        // FEAT_MEC: Memory Encryption Context ID
    bits(64)         vaddress
)
```



## Library pseudocode for shared/translation/vmsa/ContiguousSize

```
// ContiguousSize()
// =====
// Return the number of entries log 2 marking a contiguous output range

integer ContiguousSize(bit d128, TGx tgx, integer level)
    if d128 == '1' then
        case tgx of
            when TGx\_4KB
                assert level IN {1, 2, 3};
                return if level == 1 then 2 else 4;
            when TGx\_16KB
                assert level IN {1, 2, 3};
                if level == 1 then
                    return 2;
                elsif level == 2 then
                    return 4;
                else
                    return 6;
            when TGx\_64KB
                assert level IN {2, 3};
                return if level == 2 then 6 else 4;
        else
            case tgx of
                when TGx\_4KB
                    assert level IN {1, 2, 3};
                    return 4;
                when TGx\_16KB
                    assert level IN {2, 3};
                    return if level == 2 then 5 else 7;
                when TGx\_64KB
                    assert level IN {2, 3};
                    return 5;
```

## Library pseudocode for shared/translation/vmsa/CreateAddressDescriptor

```
// CreateAddressDescriptor()
// =====
// Set internal members for address descriptor type to valid values

AddressDescriptor CreateAddressDescriptor(bits(64) va, FullAddress pa,
                                          MemoryAttributes memattrs)

    AddressDescriptor addrdesc;

    addrdesc.paddress = pa;
    addrdesc.vaddress = va;
    addrdesc.memattrs = memattrs;
    addrdesc.fault     = NoFault();
    addrdesc.slassured = FALSE;

    return addrdesc;
```

## Library pseudocode for shared/translation/vmsa/CreateFaultyAddressDescriptor

```
// CreateFaultyAddressDescriptor()
// =====
// Set internal members for address descriptor type with values indicating error

AddressDescriptor CreateFaultyAddressDescriptor(bits(64) va, FaultRecord fault)
    AddressDescriptor addrdesc;

    addrdesc.vaddress = va;
    addrdesc.fault     = fault;

    return addrdesc;
```

## Library pseudocode for shared/translation/vmsa/DecodePASpace

```
// DecodePASpace()
// =====
// Decode the target PA Space

PASpace DecodePASpace (bit nse, bit ns)
    case nse:ns of
        when '00'    return PAS\_Secure;
        when '01'    return PAS\_NonSecure;
        when '10'    return PAS\_Root;
        when '11'    return PAS\_Realm;
```

## Library pseudocode for shared/translation/vmsa/DescriptorType

```
// DescriptorType
// =====
// Translation table descriptor formats

enumeration DescriptorType {
    DescriptorType_Table,
    DescriptorType_Leaf,
    DescriptorType_Invalid
};
```

## Library pseudocode for shared/translation/vmsa/Domains

```
constant bits(2) Domain_NoAccess = '00';
constant bits(2) Domain_Client   = '01';
constant bits(2) Domain_Manager  = '11';
```

## Library pseudocode for shared/translation/vmsa/FetchDescriptor

```
// FetchDescriptor()
// =====
// Fetch a translation table descriptor

(FaultRecord, bits(N)) FetchDescriptor(bit ee, AddressDescriptor walkaddress,
                                       AccessDescriptor walkaccess, FaultRecord fault_in,
                                       integer N)

    // 32-bit descriptors for AArch32 Short-descriptor format
    // 64-bit descriptors for AArch64 or AArch32 Long-descriptor format
    // 128-bit descriptors for AArch64 when FEAT_D128 is set and {V}TCR_ELx.d128 is set
    assert N == 32 || N == 64 || N == 128;
    bits(N) descriptor;
    FaultRecord fault = fault_in;

    if IsFeatureImplemented(FEAT_RME) then
        fault.gpcf = GranuleProtectionCheck(walkaddress, walkaccess);
        if fault.gpcf.gpf != GPCF\_None then
            fault.statuscode = Fault\_GPCFOnWalk;
            fault.paddress   = walkaddress.paddress;
            fault.gpcfs2walk = fault.secondstage;
            return (fault, bits(N) UNKNOWN);

    PhysMemRetStatus memstatus;
    (memstatus, descriptor) = PhysMemRead(walkaddress, N DIV 8, walkaccess);
    if IsFault(memstatus) then
        boolean iswrite = FALSE;
        fault = HandleExternalTTWAbort(memstatus, iswrite, walkaddress,
                                       walkaccess, N DIV 8, fault);

        if IsFault(fault.statuscode) then
            return (fault, bits(N) UNKNOWN);

    if ee == '1' then
        descriptor = BigEndianReverse(descriptor);

    return (fault, descriptor);
```

## Library pseudocode for shared/translation/vmsa/HasUnprivileged

```
// HasUnprivileged()
// =====
// Returns whether a translation regime serves EL0 as well as a higher EL

boolean HasUnprivileged(Regime regime)
    return (regime IN {
        Regime\_EL20,
        Regime\_EL30,
        Regime\_EL10
    });
```

## Library pseudocode for shared/translation/vmsa/Regime

```
// Regime
// =====
// Translation regimes

enumeration Regime {
    Regime_EL3,           // EL3
    Regime_EL30,          // EL3&0 (PL1&0 when EL3 is AArch32)
    Regime_EL2,           // EL2
    Regime_EL20,          // EL2&0
    Regime_EL10           // EL1&0
};
```

## Library pseudocode for shared/translation/vmsa/RegimeUsingAArch32

```
// RegimeUsingAArch32()
// =====
// Determine if the EL controlling the regime executes in AArch32 state

boolean RegimeUsingAArch32(Regime regime)
    case regime of
        when Regime\_EL10 return ELUsingAArch32(EL1);
        when Regime\_EL30 return TRUE;
        when Regime\_EL20 return FALSE;
        when Regime\_EL2 return ELUsingAArch32(EL2);
        when Regime\_EL3 return FALSE;
```

## Library pseudocode for shared/translation/vmsa/S1TTWParams

```
// S1TTWParams
// =====
// Register fields corresponding to stage 1 translation
// For A32-VMSA, if noted, they correspond to A32-LPAE (Long descriptor format)

type S1TTWParams is (
// A64-VMSA exclusive parameters
    bit          ha,          // TCR_ELx.HA
    bit          hd,          // TCR_ELx.HD
    bit          tbi,         // TCR_ELx.TBI{x}
    bit          tbid,        // TCR_ELx.TBID{x}
    bit          nfd,         // TCR_EL1.NFDx or TCR_EL2.NFDx when HCR_EL2.E2H == '1'
    bit          e0pd,        // TCR_EL1.E0PDx or TCR_EL2.E0PDx when HCR_EL2.E2H == '1'
    bit          dl28,        // TCR_ELx.D128
    bit          aie,         // (TCR2_ELx/TCR_EL3).AIE
    MAIRType     mair2,       // MAIR2_ELx
    bit          ds,          // TCR_ELx.DS
    bits(3)      ps,          // TCR_ELx.{1}PS
    bits(6)      txsz,        // TCR_ELx.TxSZ
    bit          epan,        // SCTLR_EL1.EPAN or SCTLR_EL2.EPAN when HCR_EL2.E2H == '1'
    bit          dct,         // HCR_EL2.DCT
    bit          nvl,         // HCR_EL2.NV1
    bit          cmow,        // SCTLR_EL1.CMOW or SCTLR_EL2.CMOW when HCR_EL2.E2H == '1'
    bit          pnch,        // TCR{2}_ELx.PnCH
    bit          disch,       // TCR{2}_ELx.DisCH
    bit          haft,        // TCR{2}_ELx.HAFT
    bit          mtX,         // TCR_ELx.MTX{y}
    bits(2)      skl,         // TCR_ELx.SKL
    bit          pie,         // TCR2_ELx.PIE or TCR_EL3.PIE
    S1PIRType     pir,        // PIR_ELx
    S1PIRType     pire0,      // PIRE0_EL1 or PIRE0_EL2 when HCR_EL2.E2H == '1'
    bit          emec,        // SCTLR2_EL2.EMEC or SCTLR2_EL3.EMEC
    bit          amec,        // TCR2_EL2.AMEC0 or TCR2_EL2.AMEC1 when HCR_EL2.E2H == '1'
    bit          fng,         // TCR2_EL1.FNGx or TCR2_EL2.FNGx when HCR_EL2.E2H == '1'

// A32-VMSA exclusive parameters
    bits(3)      t0sz,        // TTBCR.T0SZ
    bits(3)      t1sz,        // TTBCR.T1SZ
    bit          uwXN,        // SCTLR.UWXN

// Parameters common to both A64-VMSA & A32-VMSA (A64/A32)
    TGx         tgX,         // TCR_ELx.TGx      / Always TGx_4KB
    bits(2)      irgn,        // TCR_ELx.IRGNx    / TTBCR.IRGNx or HTCR.IRGN0
    bits(2)      orgn,        // TCR_ELx.ORGNx    / TTBCR.ORGNx or HTCR.ORGNO
    bits(2)      sh,          // TCR_ELx.SHx      / TTBCR.SHx or HTCR.SH0
    bit          hpd,         // TCR_ELx.HPD{x}   / TTBCR2.HPDx or HTCR.HPD
    bit          ee,          // SCTLR_ELx.EE     / SCTLR.EE or HSCTLR.EE
    bit          wXN,         // SCTLR_ELx.WXN    / SCTLR.WXN or HSCTLR.WXN
    bit          ntlsmd,      // SCTLR_ELx.nTLSMD / SCTLR.nTLSMD or HSCTLR.nTLSMD
    bit          dc,          // HCR_EL2.DC       / HCR.DC
    bit          sif,         // SCR_EL3.SIF      / SCR.SIF
    MAIRType     mair        // MAIR_ELx         / MAIR1:MAIR0 or HMAIR1:HMAIR0
)
```

## Library pseudocode for shared/translation/vmsa/S2TTWParams

```
// S2TTWParams
// =====
// Register fields corresponding to stage 2 translation.

type S2TTWParams is (
// A64-VMSA exclusive parameters
    bit      ha,          // VTCR_EL2.HA
    bit      hd,          // VTCR_EL2.HD
    bit      sl2,         // V{S}TCR_EL2.SL2
    bit      ds,          // VTCR_EL2.DS
    bit      dl28,        // VTCR_EL2.D128
    bit      sw,          // VSTCR_EL2.SW
    bit      nsw,         // VTCR_EL2.NSW
    bit      sa,          // VSTCR_EL2.SA
    bit      nsa,         // VTCR_EL2.NSA
    bits(3)  ps,          // VTCR_EL2.PS
    bits(6)  txsz,        // V{S}TCR_EL2.T0SZ
    bit      fw,         // HCR_EL2.FWB
    bit      cmow,        // HCRX_EL2.CMOW
    bits(2)  skl,         // VTCR_EL2.SKL
    bit      s2pie,       // VTCR_EL2.S2PIE
    S2PIRType s2pir,      // S2PIR_EL2
    bit      tl0,         // VTCR_EL2.TL0
    bit      tl1,         // VTCR_EL2.TL1
    bit      assuredonly, // VTCR_EL2.AssuredOnly
    bit      haft,        // VTCR_EL2.HAFT
    bit      emec,        // SCTLR2_EL2.EMEC
    bit      hdbss,       // VTCR_EL2.HDBSS

// A32-VMSA exclusive parameters
    bit      s,           // VTCR.S
    bits(4)  t0sz,        // VTCR.T0SZ

// Parameters common to both A64-VMSA & A32-VMSA if implemented (A64/A32)
    TGx      tgx,         // V{S}TCR_EL2.TG0 / Always TGx_4KB
    bits(2)  sl0,         // V{S}TCR_EL2.SL0 / VTCR.SL0
    bits(2)  irgn,        // VTCR_EL2.IRGN0 / VTCR.IRGN0
    bits(2)  orgn,        // VTCR_EL2.ORGNO / VTCR.ORGNO
    bits(2)  sh,          // VTCR_EL2.SH0 / VTCR.SH0
    bit      ee,          // SCTLR_EL2.EE / HSCTLR.EE
    bit      ptw,         // HCR_EL2.PTW / HCR.PTW
    bit      vm,          // HCR_EL2.VM / HCR.VM
)
```

## Library pseudocode for shared/translation/vmsa/SDFTType

```
// SDFTType
// =====
// Short-descriptor format type

enumeration SDFTType {
    SDFTType_Table,
    SDFTType_Invalid,
    SDFTType_Supersection,
    SDFTType_Section,
    SDFTType_LargePage,
    SDFTType_SmallPage
};
```

## Library pseudocode for shared/translation/vmsa/SecurityStateForRegime

```
// SecurityStateForRegime()
// =====
// Return the Security State of the given translation regime

SecurityState SecurityStateForRegime(Regime regime)
    case regime of
        when Regime\_EL3      return SecurityStateAtEL(EL3);
        when Regime\_EL30     return SS\_Secure; // A32 EL3 is always Secure
        when Regime\_EL2      return SecurityStateAtEL(EL2);
        when Regime\_EL20     return SecurityStateAtEL(EL2);
        when Regime\_EL10     return SecurityStateAtEL(EL1);
```

## Library pseudocode for shared/translation/vmsa/StageOA

```
// StageOA()
// =====
// Given the final walk state (a page or block descriptor), map the untranslated
// input address bits to the output address

FullAddress StageOA(bits(64) ia, bit d128, TGx tgx, TTWState walkstate)
    // Output Address
    FullAddress oa;
    integer csize;

    tsize = TranslationSize(d128, tgx, walkstate.level);
    if walkstate.contiguous == '1' then
        csize = ContiguousSize(d128, tgx, walkstate.level);
    else
        csize = 0;

    constant integer ia_msb = tsize + csize;
    oa.paspace = walkstate.baseaddress.paspace;
    oa.address = walkstate.baseaddress.address<55:ia_msb>:ia<ia_msb-1:0>;

    return oa;
```

## Library pseudocode for shared/translation/vmsa/TGx

```
// TGx
// ===
// Translation granules sizes

enumeration TGx {
    TGx_4KB,
    TGx_16KB,
    TGx_64KB
};
```

## Library pseudocode for shared/translation/vmsa/TGxGranuleBits

```
// TGxGranuleBits()
// =====
// Retrieve the address size, in bits, of a granule

integer TGxGranuleBits(TGx tgx)
    case tgx of
        when TGx\_4KB  return 12;
        when TGx\_16KB return 14;
        when TGx\_64KB return 16;
```

## Library pseudocode for shared/translation/vmsa/TLBContext

```
// TLBContext
// =====
// Translation context compared on TLB lookups and invalidations, promoting a TLB hit on match

type TLBContext is (
    SecurityState ss,
    Regime regime,
    bits(16) vmid,
    bits(16) asid,
    bit nG,
    PASpace ipaspace, // Used in stage 2 lookups & invalidations only
    boolean includes_s1,
    boolean includes_s2,
    boolean includes_gpt,
    bits(64) ia, // Input Address
    TGx tg,
    bit cnp,
    integer level, // Assist TLBI level hints (FEAT_TTL)
    boolean isd128,
    bit xs // XS attribute (FEAT_XS)
)
```

## Library pseudocode for shared/translation/vmsa/TLBRecord

```
// TLBRecord
// =====
// Translation output as a TLB payload

type TLBRecord is (
    TLBContext context,
    TTWState walkstate,
    integer blocksize, // Number of bits directly mapped from IA to OA
    integer contigsize, // Number of entries log 2 marking a contiguous output range
    bits(128) s1descriptor, // Stage 1 leaf descriptor in memory (valid if the TLB caches stage 1)
    bits(128) s2descriptor // Stage 2 leaf descriptor in memory (valid if the TLB caches stage 2)
)
```

## Library pseudocode for shared/translation/vmsa/TTWState

```
// TTWState
// =====
// Translation table walk state

type TTWState is (
    boolean istable,
    integer level,
    FullAddress baseaddress,
    bit contiguous,
    boolean s1assured, // Stage 1 Assured Translation Property
    bit s2assuredonly, // Stage 2 AssuredOnly attribute
    bit disch, // Stage 1 Disable Contiguous Hint
    bit nG,
    bit guardedpage,
    SDFTType sdftype, // AArch32 Short-descriptor format walk only
    bits(4) domain, // AArch32 Short-descriptor format walk only
    MemoryAttributes memattrs,
    Permissions permissions
)
```

## Library pseudocode for shared/translation/vmsa/TranslationRegime

```
// TranslationRegime()
// =====
// Select the translation regime given the target EL and PE state

Regime TranslationRegime(bits(2) el)
    if el == EL3 then
        return if ELUsingAArch32(EL3) then Regime\_EL30 else Regime\_EL3;
    elsif el == EL2 then
        return if ELIsInHost(EL2) then Regime\_EL20 else Regime\_EL2;
    elsif el == EL1 then
        return Regime\_EL10;
    elsif el == EL0 then
        if CurrentSecurityState() == SS\_Secure && ELUsingAArch32(EL3) then
            return Regime\_EL30;
        elsif ELIsInHost(EL0) then
            return Regime\_EL20;
        else
            return Regime\_EL10;
    else
        Unreachable();
```

## Library pseudocode for shared/translation/vmsa/TranslationSize

```
// TranslationSize()
// =====
// Compute the number of bits directly mapped from the input address
// to the output address

integer TranslationSize(bit d128, TGx tgx, integer level)
    granulebits = TGxGranuleBits(tgx);
    descsizelog2 = if d128 == '1' then 4 else 3;
    blockbits = (FINAL\_LEVEL - level) * (granulebits - descsizelog2);

    return granulebits + blockbits;
```

## Library pseudocode for shared/translation/vmsa/UseASID

```
// UseASID()
// =====
// Determine whether the translation context for the access requires ASID or is a global entry

boolean UseASID(TLBContext accesscontext)
    return HasUnprivileged(accesscontext.regime);
```

## Library pseudocode for shared/translation/vmsa/UseVMID

```
// UseVMID()
// =====
// Determine whether the translation context for the access requires VMID to match a TLB entry

boolean UseVMID(TLBContext accesscontext)
    return accesscontext.regime == Regime\_EL10 && EL2Enabled();
```

Internal version only: isa v01\_31, pseudocode v2024-03\_rel ; Build timestamp: 2024-03-25T10:05

Copyright © 2010-2024 Arm Limited or its affiliates. All rights reserved. This document is Non-Confidential.